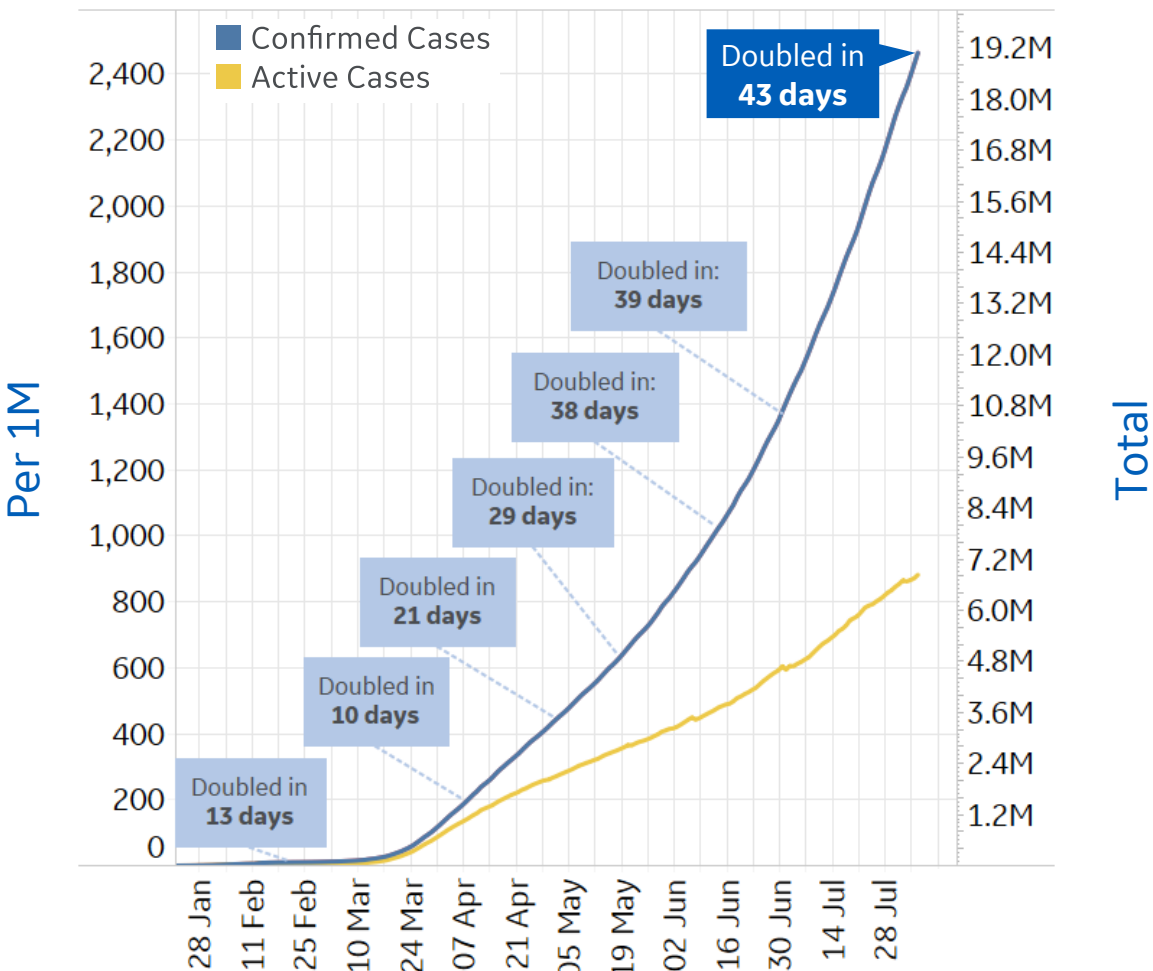




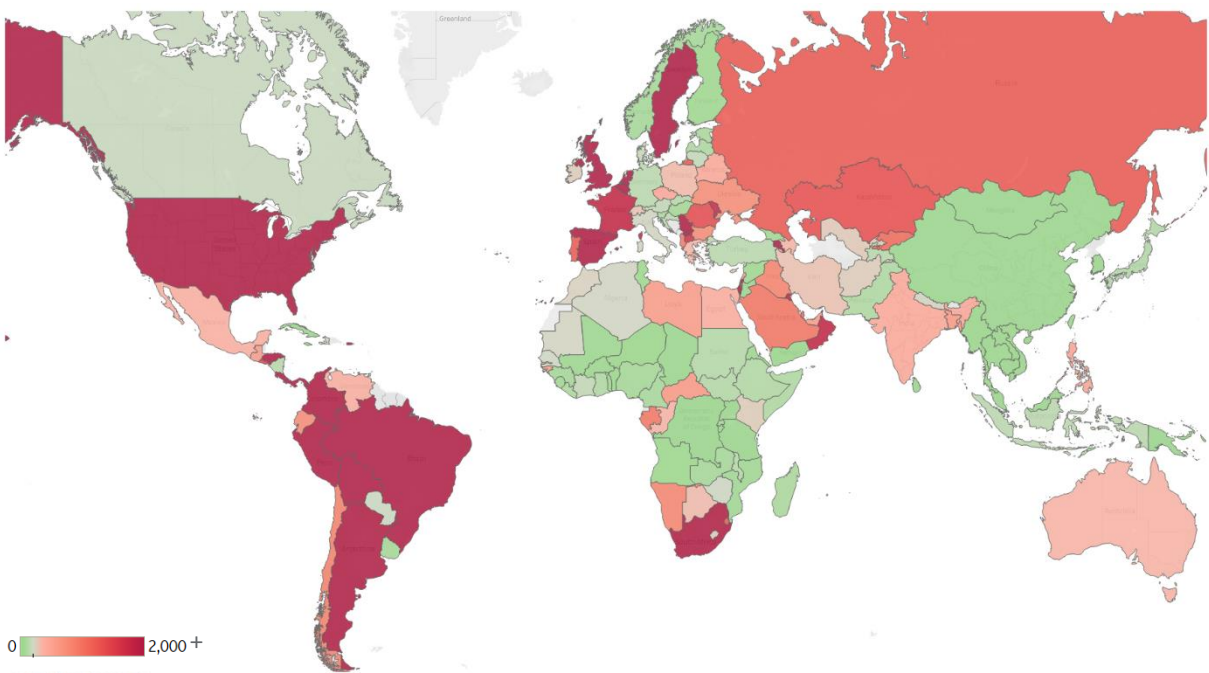
Global Confirmed & Active Cases

Trend since 22 Jan



Today per 1M

Active cases = Confirmed - Recovered - Deaths



Per 1M:	Today		Change
Active Today	882		+1%
Active	11	new	+1%
Confirmed	36	new	+1%
Deaths	1	new	+1%
Recovered	25	new	+2%



New Confirmed Cases & New Deaths

Key

North America

Europe

Middle East

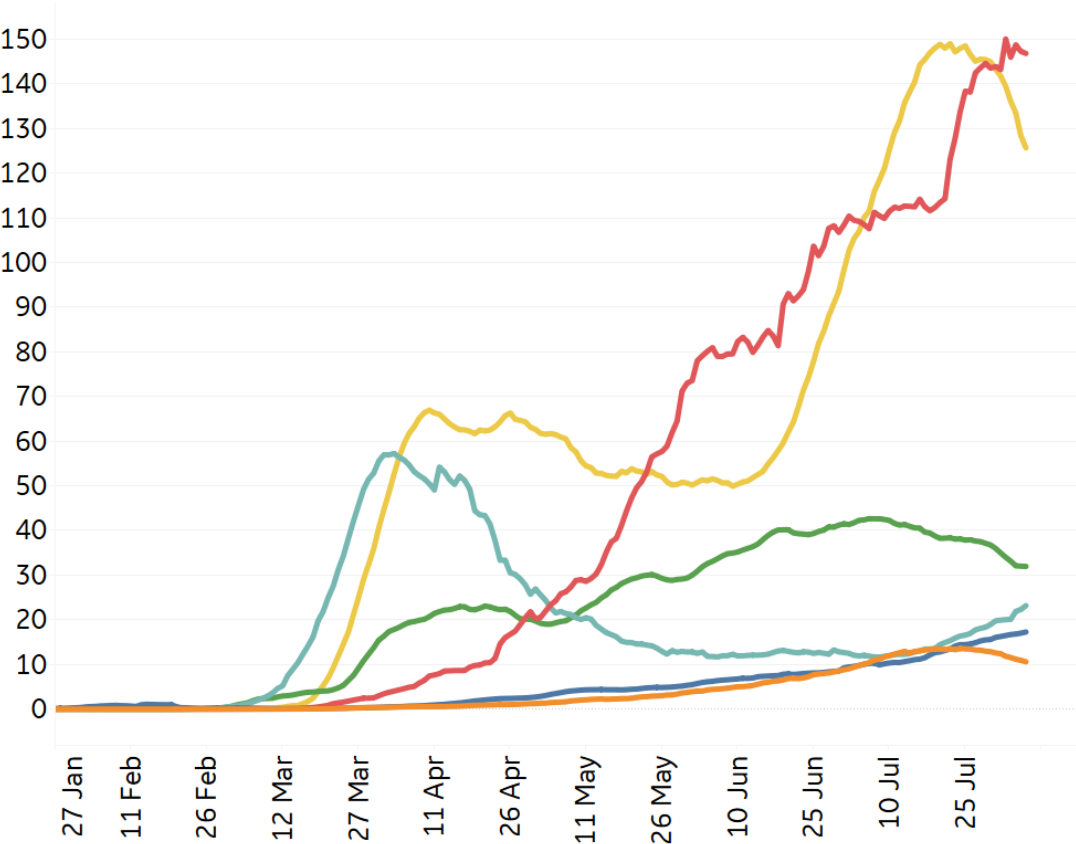
Central/South America

Asia

Africa

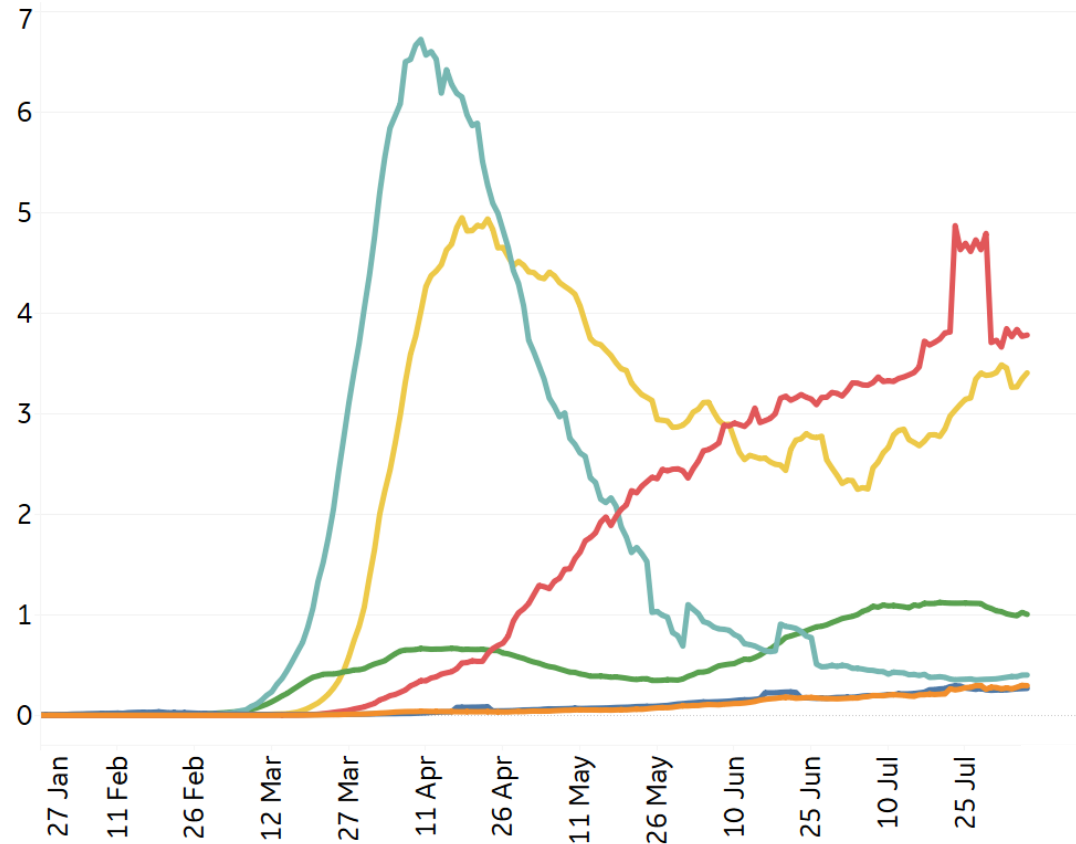
New Confirmed Cases / 1M

7-day rolling average



New Deaths / 1M

7-day rolling average





Top 50 Countries: Per 1M



1 - 25

	Today		Total Since 22 Jan			Change from 14d Ago [*] Daily new, 14davg	
	Confirmed	Deaths	Total Confirmed	Total Recovered	Total Deaths	Confirmed	Deaths
Belgium	74	0	6,214	1,527	851	171.9%	44.1%
UK	14	1	4,563	21	685	15.5%	-9.8%
Peru	0	0	13,576	9,412	613	40.0%	-59.4%
Spain	87	0	6,627	3,216	610	132.0%	153.6%
Sweden	42	1	8,116	0	571	-27.7%	-48.9%
Chile	102	5	19,181	17,795	517	-14.2%	-51.3%
US	180	4	14,754	4,830	484	-8.3%	31.1%
France	42	0	3,544	1,265	464	57.3%	-39.4%
Brazil	250	6	13,701	10,494	463	17.5%	-3.3%
Panama	275	5	16,552	10,582	365	0.0%	-1.4%
Netherlands	42	0	3,354	14	360	196.6%	650.0%
Ecuador	95	2	5,132	4,042	333	-11.0%	-18.7%
EU	31	0	3,396	1,927	307	128.8%	50.0%
Bolivia	110	7	7,404	2,345	297	0.2%	37.6%
Armenia	79	1	13,438	10,649	261	-37.1%	-45.1%
North Macedo..	53	3	5,471	3,590	248	-17.5%	-13.3%
Colombia	236	6	7,030	3,780	235	42.1%	42.9%
Kyrgyzstan	84	1	5,925	4,613	222	-66.1%	-78.3%
Moldova	101	1	6,601	4,630	205	31.5%	14.7%
Portugal	21	0	5,106	3,711	171	-34.6%	-37.7%
Kosovo	224	2	5,250	2,970	163	36.1%	97.2%
South Africa	140	5	9,074	6,531	162	-23.3%	48.0%
Honduras	66	2	4,620	628	146	-15.8%	41.7%
Romania	70	2	3,009	1,507	133	58.5%	50.7%
Iraq	76	2	3,496	2,512	128	17.7%	-16.2%

26 - 50

	Today		Total Since 22 Jan			Change from 14d Ago [*] Daily new, 14davg	
	Confirmed	Deaths	Total Confirmed	Total Recovered	Total Deaths	Confirmed	Deaths
Bos. and Herz.	79	2	4,083	2,146	117	16.5%	83.3%
Dom. Rep.	81	2	7,055	3,737	115	12.5%	46.3%
Kuwait	145	0	16,402	14,427	110	-9.5%	23.1%
Russia	36	1	5,963	4,626	100	-12.6%	-16.7%
Oman	84	1	15,806	13,886	96	-61.4%	15.1%
Argentina	166	3	5,049	2,209	94	39.8%	57.7%
Bahrain	220	1	25,205	23,475	92	-24.4%	-29.0%
Saudi Arabia	40	1	8,164	7,097	88	-35.7%	-21.5%
El Salvador	66	2	2,949	1,424	79	26.8%	9.3%
Serbia	34	1	3,128	0	71	-4.2%	-27.6%
Israel	189	1	9,192	6,173	67	-6.8%	42.6%
Albania	44	2	2,090	1,096	65	21.3%	62.5%
Bulgaria	43	2	1,873	1,061	63	-0.6%	58.2%
Qatar	100	0	38,907	37,775	62	-37.3%	-36.4%
Eq. Guinea	0	0	3,436	1,555	59	N/A	N/A
Kazakhstan	52	0	5,162	3,764	56	-22.3%	47.4%
Eswatini	51	2	2,558	1,272	47	17.2%	145.5%
Ukraine	31	1	1,795	1,002	42	41.0%	22.1%
Costa Rica	128	2	4,136	1,382	39	19.5%	118.2%
Gabon	0	0	3,499	2,520	23	67.2%	300.0%
West Bank an..	73	1	2,932	1,512	20	-19.2%	-41.9%
Bangladesh	18	0	1,516	873	20	-17.4%	-10.3%
Namibia	44	1	1,044	222	6	24.6%	14.3%
Singapore	51	0	9,325	8,210	5	48.5%	-100.0%
Total World	36	1	2,464	1,491	92	75.3%	70.8%

^{*}Change from 14d ago:
Compares 14d-avgs. of Daily New Cases/Deaths
today with 14d-avgs. from 14d ago

The **US** and **EU** represent 41% of reported deaths globally (296,865)

Sorted by Total Deaths / 1M
Top 50 countries selected by Active Cases / 1M
Excluded countries with population < 1M
Several countries are revising and updating case counts



Top 50 Countries: Raw Volume



1 - 25

	Today		Total Since 22 Jan			Change from 14d Ago [*] Daily new, 14davg	
	Confirmed	Deaths	Total Confirmed	Total Recovered	Total Deaths	Confirmed	Deaths
US	59,692	1,250	4,883,582	1,598,624	160,104	-8.3%	31.1%
EU	13,737	117	1,511,882	857,822	136,761	128.8%	50.0%
Brazil	53,139	1,237	2,912,212	2,230,542	98,493	17.5%	-3.3%
Mexico	6,590	819	462,690	365,311	50,517	4.0%	2.7%
UK	964	49	309,796	1,447	46,498	15.5%	-9.8%
India	62,538	886	2,027,074	1,378,105	41,585	49.5%	22.1%
Italy	401	6	249,204	201,323	35,187	29.9%	-42.8%
France	2,734	11	231,310	82,592	30,308	57.3%	-39.4%
Spain	4,088	1	309,855	150,376	28,500	132.0%	153.6%
Peru	0	0	447,624	310,337	20,228	40.0%	-59.4%
Iran	2,634	174	320,117	277,463	17,976	7.5%	4.8%
Russia	5,239	114	870,187	675,069	14,579	-12.6%	-16.7%
Colombia	11,996	315	357,710	192,355	11,939	42.1%	42.9%
Chile	1,948	97	366,671	340,168	9,889	-14.2%	-51.3%
Belgium	858	2	72,016	17,700	9,861	171.9%	44.1%
South Africa	8,307	306	538,184	387,316	9,604	-23.3%	48.0%
Germany	926	2	215,039	195,281	9,181	72.8%	34.0%
Canada	354	3	120,387	104,678	9,013	4.3%	-23.0%
Netherlands	715	0	57,465	235	6,173	196.6%	650.0%
Pakistan	727	21	281,863	256,058	6,035	-57.2%	-61.4%
Ecuador	1,671	30	90,537	71,318	5,877	-11.0%	-18.7%
Turkey	1,153	14	237,265	220,546	5,798	4.5%	-10.6%
Sweden	427	6	81,967	0	5,766	-27.7%	-48.9%
Indonesia	1,882	69	118,753	75,645	5,521	9.5%	-18.5%
Iraq	3,047	67	140,603	101,025	5,161	17.7%	-16.2%

26 - 50

	Today		Total Since 22 Jan			Change from 14d Ago [*] Daily new, 14davg	
	Confirmed	Deaths	Total Confirmed	Total Recovered	Total Deaths	Confirmed	Deaths
Egypt	131	21	95,006	48,898	4,951	-58.8%	-45.4%
China	132	3	88,460	81,592	4,680	129.3%	287.5%
Argentina	7,513	145	228,195	99,852	4,251	39.8%	57.7%
Bolivia	1,282	80	86,423	27,373	3,465	0.2%	37.6%
Bangladesh	2,977	39	249,651	143,824	3,306	-17.4%	-10.3%
Saudi Arabia	1,402	35	284,226	247,089	3,055	-35.7%	-21.5%
Romania	1,345	45	57,895	28,992	2,566	58.5%	50.7%
Philippines	3,480	27	119,460	66,837	2,150	99.1%	-49.9%
Guatemala	830	47	54,339	42,070	2,119	-21.8%	-9.8%
Ukraine	1,346	33	78,515	43,812	1,846	41.0%	22.1%
Poland	726	18	49,515	35,642	1,774	71.4%	23.0%
Portugal	213	3	52,061	37,840	1,743	-34.6%	-37.7%
Panama	1,187	21	71,418	45,658	1,574	0.0%	-1.4%
Honduras	657	23	45,755	6,225	1,446	-15.8%	41.7%
Dom. Rep.	876	24	76,536	40,539	1,246	12.5%	46.3%
Kazakhstan	980	0	96,922	70,680	1,058	-22.3%	47.4%
Nigeria	354	3	45,244	32,430	930	-23.2%	-32.6%
Belarus	127	3	68,503	63,756	580	-20.3%	-12.9%
Israel	1,640	11	79,559	53,427	576	-6.8%	42.6%
Oman	427	4	80,713	70,910	492	-61.4%	15.1%
Kuwait	620	1	70,045	61,610	469	-9.5%	23.1%
UAE	239	1	61,845	55,739	354	-12.6%	-14.3%
Qatar	287	0	112,092	108,831	178	-37.3%	-36.4%
Singapore	301	0	54,555	48,031	27	48.5%	-100.0%
Total World	277,411	6,320	19,089,364	11,545,401	714,744	75.3%	70.8%

^{*}Change from 14d ago:
Compares 14d-avgs. of Daily New Cases/Deaths
today with 14d-avgs. from 14d ago

Global Confirmed Cases now exceed **19M** – a 1M increase in cases since 2 Aug

Sorted by Raw Total Deaths
Top 50 countries selected by Total Cases
Excluded countries with population < 1M

Several countries are revising and updating case counts



United States: Per 1M



1 - 26

	Today		Total Since 22 Jan			Change from 14d Ago*	
	Confirmed	Deaths	Total Confirmed	Total Recovered	Total Deaths	Confirmed	Deaths
New Jersey	42	1	20,682	3,694	1,784	6219.6%	-42.8%
New York	36	0	21,535	3,777	1,684	160.3%	-35.5%
Massachusetts	34	5	17,392	14,366	1,261	39.4%	-4.2%
Connecticut	6	0	14,093	2,446	1,245	96.8%	-56.5%
Rhode Island	123	2	18,512	1,761	957	61.7%	-51.9%
Louisiana	280	11	27,372	19,163	892	-13.7%	167.3%
DC	106	0	17,737	14,303	832	6.2%	-53.8%
Michigan	76	3	9,478	6,010	651	9.1%	-10.5%
Illinois	154	2	14,971	N/A	615	30.8%	0.0%
Mississippi	321	7	21,639	14,244	613	13.0%	67.7%
Delaware	71	0	15,779	8,590	603	3.4%	383.3%
Maryland	96	2	15,384	958	587	29.6%	17.4%
Pennsylvania	63	2	9,471	6,917	569	7.1%	0.0%
Arizona	200	10	25,232	3,370	550	-23.7%	-8.4%
Indiana	154	1	10,549	7,917	448	13.8%	-5.7%
Georgia	300	4	19,298	N/A	379	-3.2%	54.3%
S. Carolina	257	9	18,800	6,382	377	-22.1%	41.7%
Florida	356	6	23,764	N/A	361	-23.3%	47.7%
Alabama	395	4	19,700	7,734	350	-10.6%	-3.6%
Colorado	78	0	8,581	950	322	5.2%	-17.5%
New Mexico	99	1	10,384	4,210	319	-7.7%	15.9%
Ohio	100	2	8,339	6,383	310	-8.3%	44.8%
New Hampshire	17	1	4,958	4,356	308	22.9%	-22.2%
Minnesota	153	1	10,398	9,150	297	15.9%	4.1%
Texas	239	30	16,689	11,167	296	-16.2%	150.0%
Nevada	237	3	17,388	406	292	-9.2%	38.4%

27 - 51

	Today		Total Since 22 Jan			Change from 14d Ago*	
	Confirmed	Deaths	Total Confirmed	Total Recovered	Total Deaths	Confirmed	Deaths
Nevada	237	3	17,388	406	292	-9.2%	38.4%
Iowa	229	4	15,074	11,267	289	-10.4%	15.0%
Virginia	96	3	11,232	1,480	269	10.4%	109.4%
California	272	5	13,701	N/A	254	-13.6%	33.7%
Washington	109	4	8,000	N/A	217	4.3%	94.3%
Missouri	189	1	9,250	N/A	212	72.0%	28.4%
N. Carolina	197	4	12,567	10,020	203	-10.1%	39.6%
Nebraska	172	0	14,382	10,280	176	25.3%	-25.0%
Tennessee	330	6	17,037	11,357	174	-0.1%	21.4%
Arkansas	244	2	15,584	13,107	171	5.5%	67.5%
Kentucky	115	2	7,443	1,908	170	17.5%	5.6%
Wisconsin	144	1	9,924	8,110	168	-0.9%	44.9%
South Dakota	119	5	10,482	9,207	159	40.0%	0.0%
Oklahoma	212	3	10,463	8,673	150	41.8%	73.1%
North Dakota	157	1	9,418	7,806	143	18.3%	0.0%
Kansas	124	2	10,166	430	130	-6.6%	100.0%
Idaho	388	3	13,095	4,592	125	-8.8%	123.7%
Utah	183	1	13,386	9,863	103	-22.0%	1.6%
Vermont	14	2	2,316	2,016	93	-35.2%	N/A
Maine	4	0	2,975	2,585	92	4.4%	-14.3%
Oregon	58	0	4,795	964	80	-0.3%	53.5%
West Virginia	65	0	4,061	2,974	69	12.3%	214.3%
Montana	162	0	4,306	2,773	61	17.3%	22.2%
Wyoming	52	0	5,102	4,088	47	5.8%	-50.0%
Alaska	48	0	4,761	1,668	34	40.1%	200.0%
Hawaii	107	1	2,058	990	20	295.6%	-57.1%

*Change from 14d ago:

Compares 14d-avgs. of Daily New Cases/Deaths today with 14d-avgs. from 14d ago

Confirmed Cases in **CA, FL, TX** increased 121% (+841,762 cases) in the last month

Sorted by Total Deaths / 1M

N/As are due to states revising and updating case counts



United States: Raw Volume



1 - 26

	Today		Total Since 22 Jan			Change from 14d Ago [*] Daily new, 14davg	
	Confirmed	Deaths	Total Confirmed	Total Recovered	Total Deaths	Confirmed	Deaths
New York	703	2	418,928	73,472	32,756	160.3%	-35.5%
New Jersey	374	7	183,701	32,811	15,849	6219.6%	-42.8%
California	10,733	213	541,339	N/A	10,021	-13.6%	33.7%
Massachusetts	231	32	119,874	99,021	8,691	39.4%	-4.2%
Texas	6,921	863	483,920	323,804	8,569	-16.2%	150.0%
Illinois	1,953	21	189,705	N/A	7,791	30.8%	0.0%
Florida	7,650	120	510,389	N/A	7,747	-23.3%	47.7%
Pennsylvania	801	28	121,247	88,555	7,282	7.1%	0.0%
Michigan	763	28	94,656	60,022	6,506	9.1%	-10.5%
Connecticut	20	0	50,245	8,721	4,437	96.8%	-56.5%
Louisiana	1,303	50	127,246	89,083	4,146	-13.7%	167.3%
Georgia	3,182	42	204,895	N/A	4,026	-3.2%	54.3%
Arizona	1,453	70	183,656	24,531	4,002	-23.7%	-8.4%
Ohio	1,166	22	97,471	74,612	3,618	-8.3%	44.8%
Maryland	579	15	93,005	5,790	3,551	29.6%	17.4%
Indiana	1,040	6	71,015	53,301	3,013	13.8%	-5.7%
Virginia	818	25	95,867	12,635	2,299	10.4%	109.4%
N. Carolina	2,069	41	131,802	105,093	2,126	-10.1%	39.6%
S. Carolina	1,325	48	96,797	32,859	1,942	-22.1%	41.7%
Colorado	448	1	49,418	5,471	1,852	5.2%	-17.5%
Mississippi	956	21	64,400	42,391	1,825	13.0%	67.7%
Alabama	1,938	19	96,592	37,923	1,714	-10.6%	-3.6%
Minnesota	861	7	58,640	51,604	1,677	15.9%	4.1%
Washington	833	29	60,917	N/A	1,653	4.3%	94.3%
Missouri	1,159	5	56,773	N/A	1,302	72.0%	28.4%

27 - 51

	Today		Total Since 22 Jan			Change from 14d Ago [*] Daily new, 14davg	
	Confirmed	Deaths	Total Confirmed	Total Recovered	Total Deaths	Confirmed	Deaths
Tennessee	2,252	42	116,350	77,558	1,186	-0.1%	21.4%
Rhode Island	130	2	19,611	1,866	1,014	61.7%	-51.9%
Wisconsin	839	8	57,779	47,221	978	-0.9%	44.9%
Iowa	723	12	47,559	35,548	912	-10.4%	15.0%
Nevada	729	10	53,557	1,251	900	-9.2%	38.4%
Kentucky	513	8	33,254	8,523	760	17.5%	5.6%
New Mexico	207	2	21,773	8,828	669	-7.7%	15.9%
Oklahoma	837	10	41,401	34,320	593	41.8%	73.1%
Delaware	69	0	15,365	8,365	587	3.4%	383.3%
DC	75	0	12,518	10,094	587	6.2%	-53.8%
Arkansas	735	7	47,028	39,555	515	5.5%	67.5%
New Hampshire	23	1	6,742	5,923	419	22.9%	-22.2%
Kansas	361	6	29,617	1,254	378	-6.6%	100.0%
Nebraska	332	0	27,821	19,885	340	25.3%	-25.0%
Oregon	246	1	20,224	4,065	339	-0.3%	53.5%
Utah	587	3	42,915	31,619	330	-22.0%	1.6%
Idaho	693	6	23,401	8,207	223	-8.8%	123.7%
South Dakota	105	4	9,273	8,145	141	40.0%	0.0%
West Virginia	116	0	7,278	5,330	124	12.3%	214.3%
Maine	5	0	3,999	3,475	124	4.4%	-14.3%
North Dakota	120	1	7,177	5,949	109	18.3%	0.0%
Montana	173	0	4,602	2,964	65	17.3%	22.2%
Vermont	9	1	1,445	1,258	58	-35.2%	N/A
Hawaii	151	2	2,914	1,402	29	295.6%	-57.1%
Wyoming	30	0	2,953	2,366	27	5.8%	-50.0%
Alaska	35	0	3,483	1,220	25	40.1%	200.0%

^{*}Change from 14d ago:

Compares 14d-avgs. of Daily New Cases/Deaths today with 14d-avgs. from 14d ago

Reported deaths in **TX** increased 30% (+1,993 cases) in the last week

Sorted by volume of Total Deaths

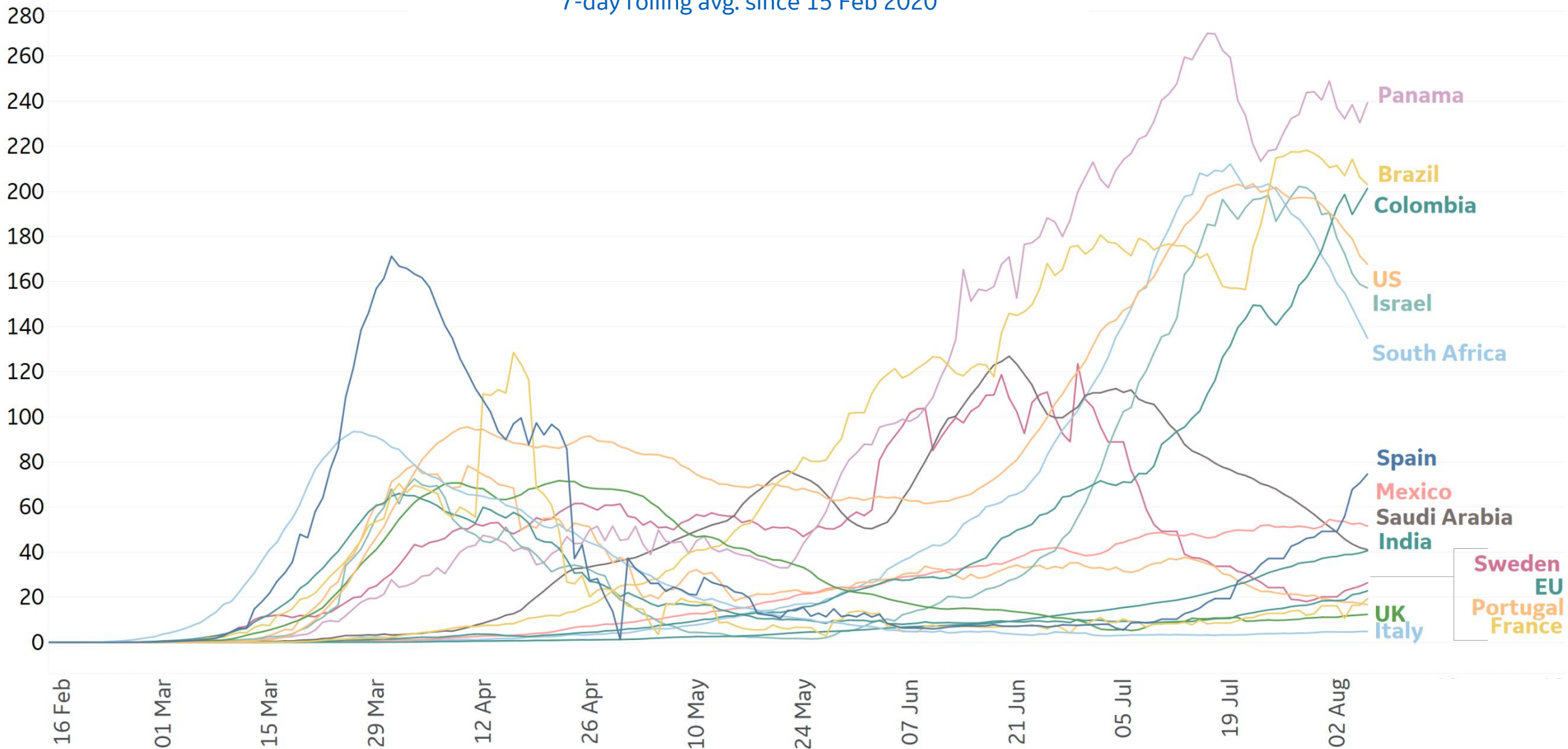
N/As are due to states revising and updating case counts



New Confirmed Cases in Select Countries

Daily New Confirmed Cases / 1M

7-day rolling avg. since 15 Feb 2020





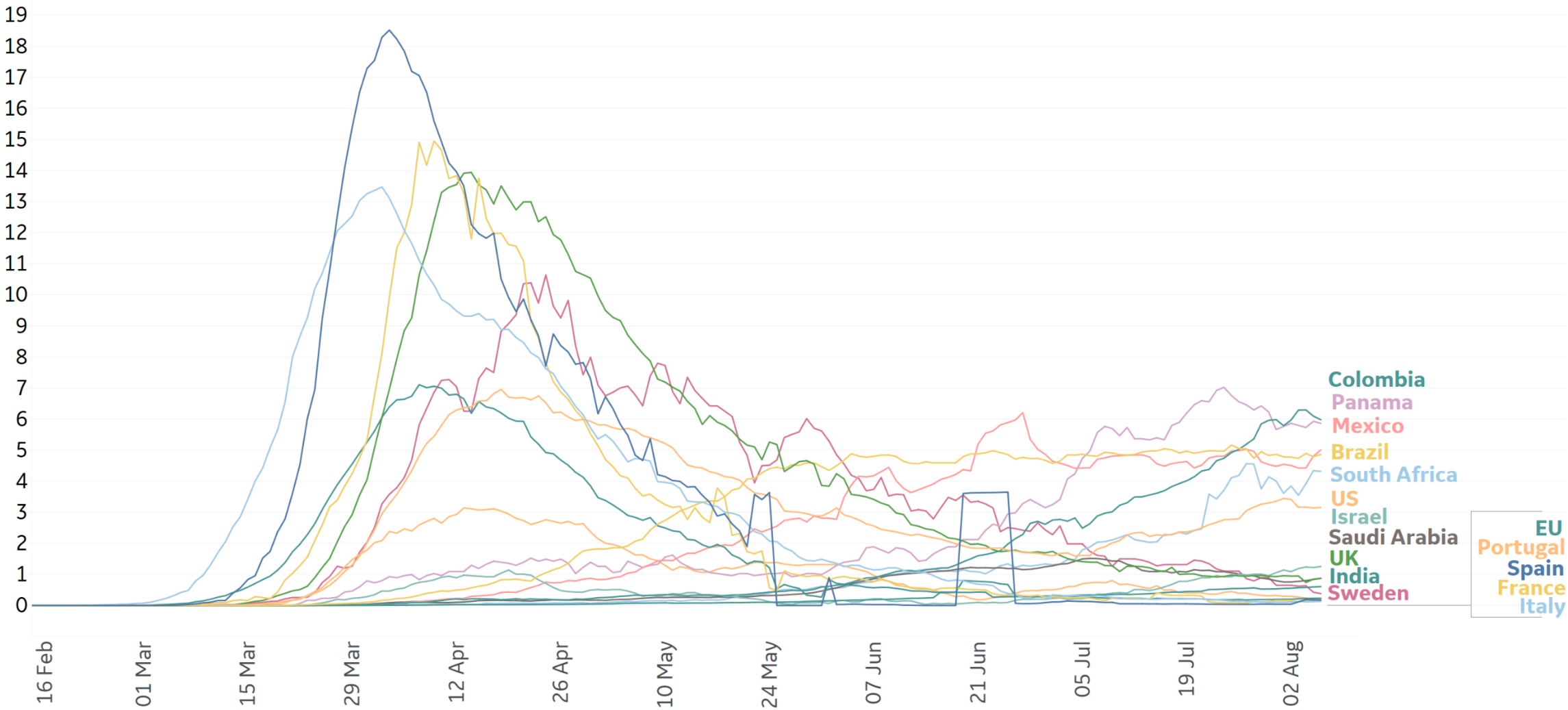
New Deaths in Select Countries

Updated 7 August 2020, 3:30 GMT

8

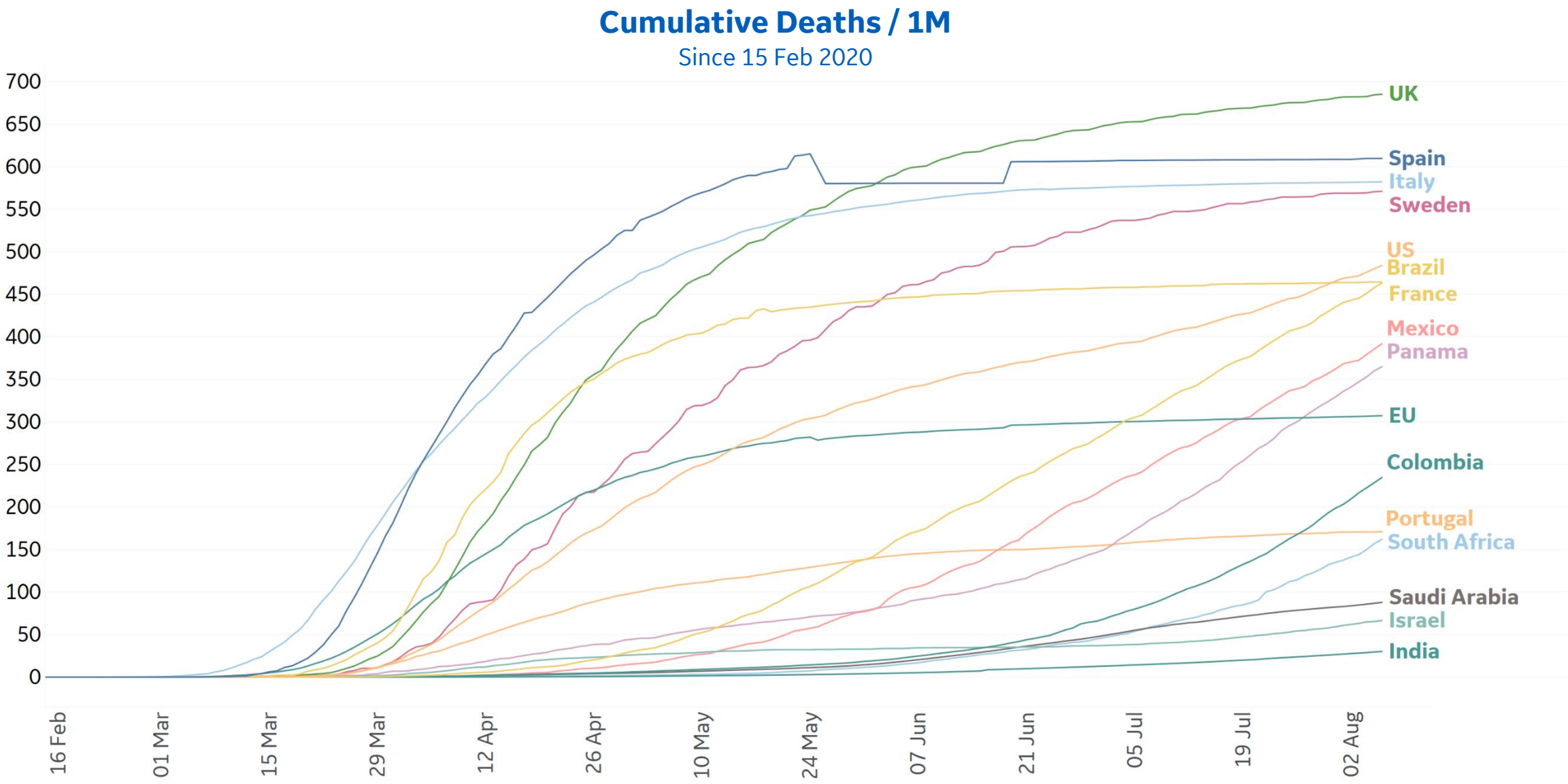
Daily New Deaths / 1M

7-day rolling avg. since 15 Feb 2020





Cumulative Deaths in Select Countries



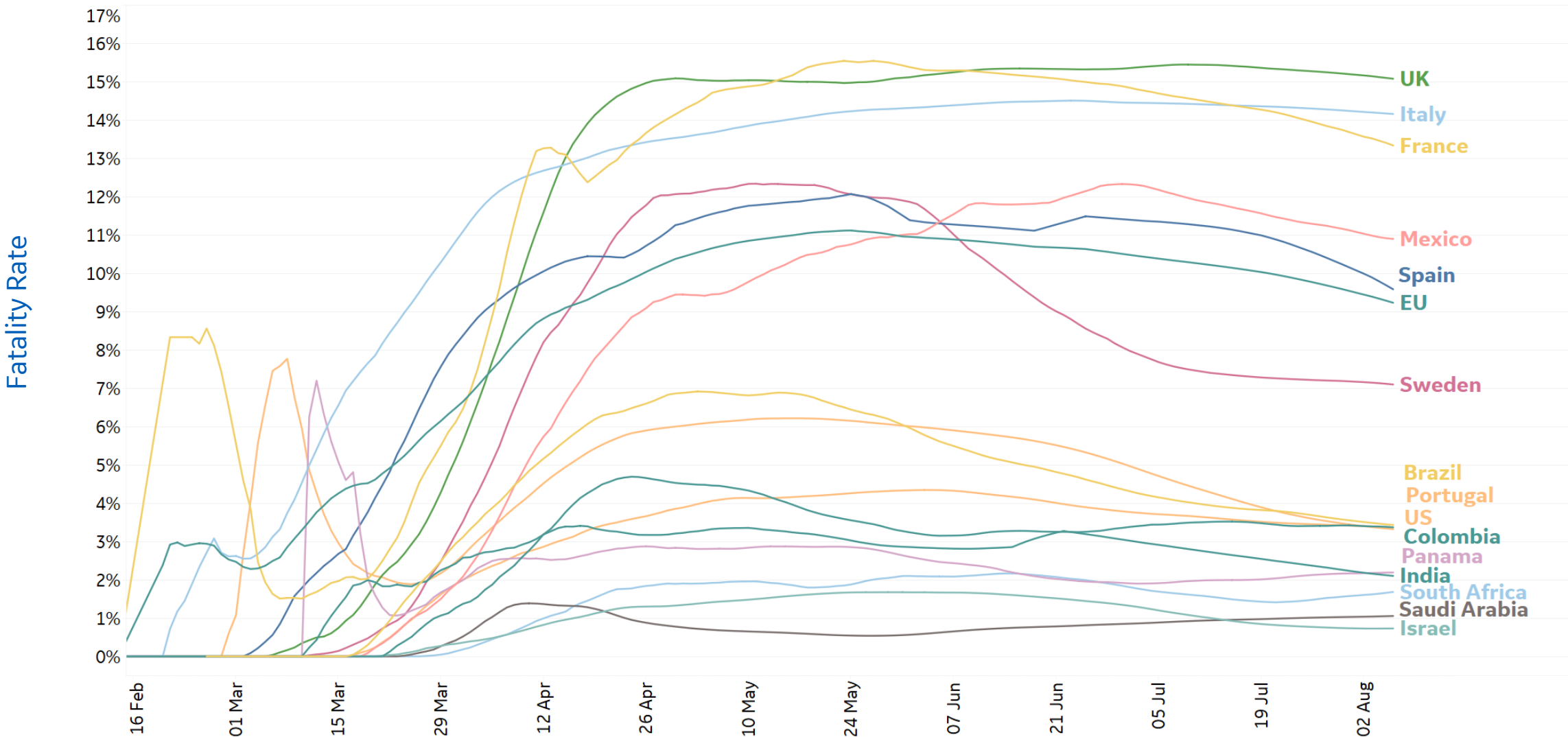


Fatality Rate in Select Countries



Deaths / Confirmed Cases

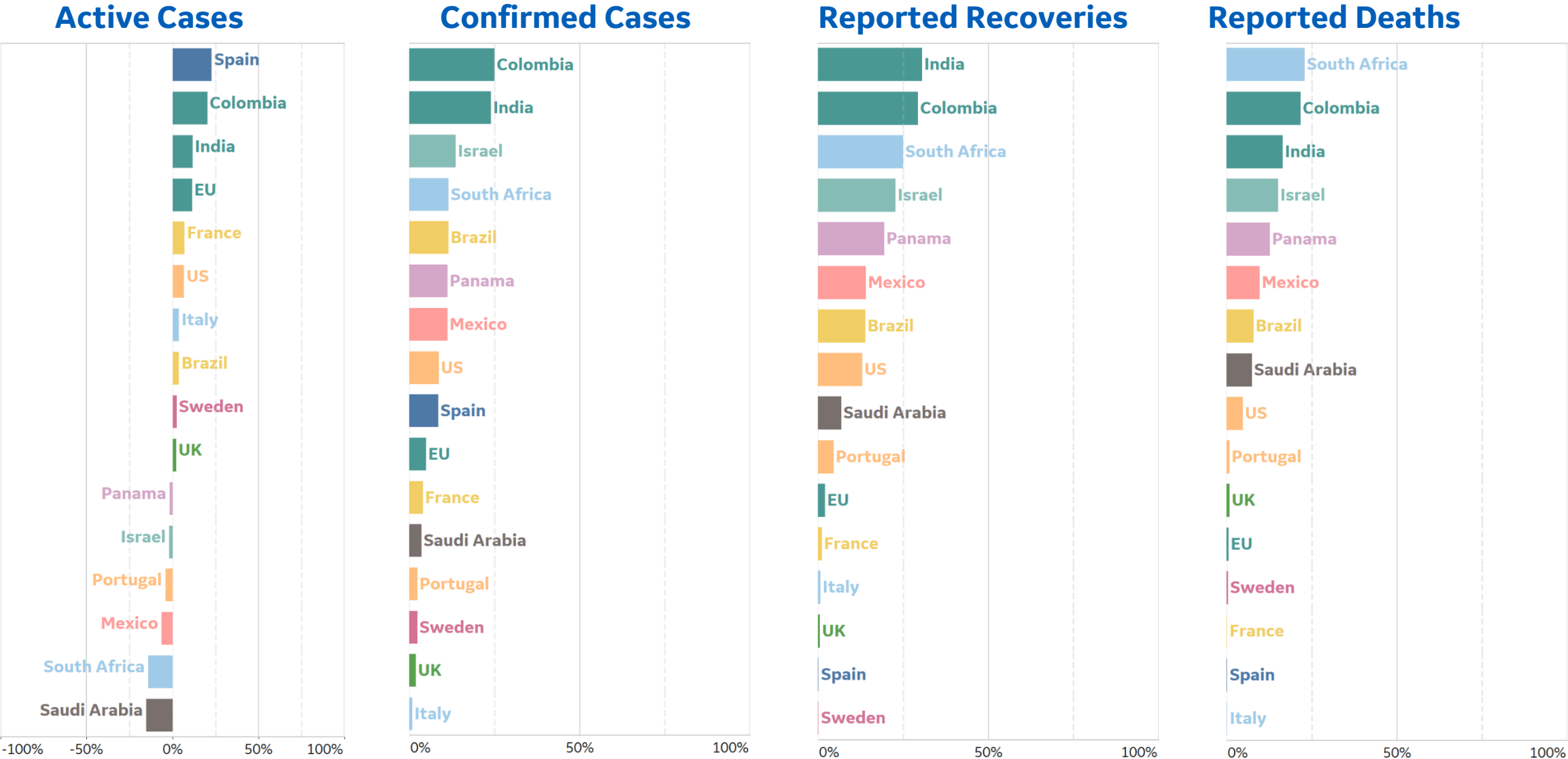
7-day rolling avg. since 15 Feb 2020





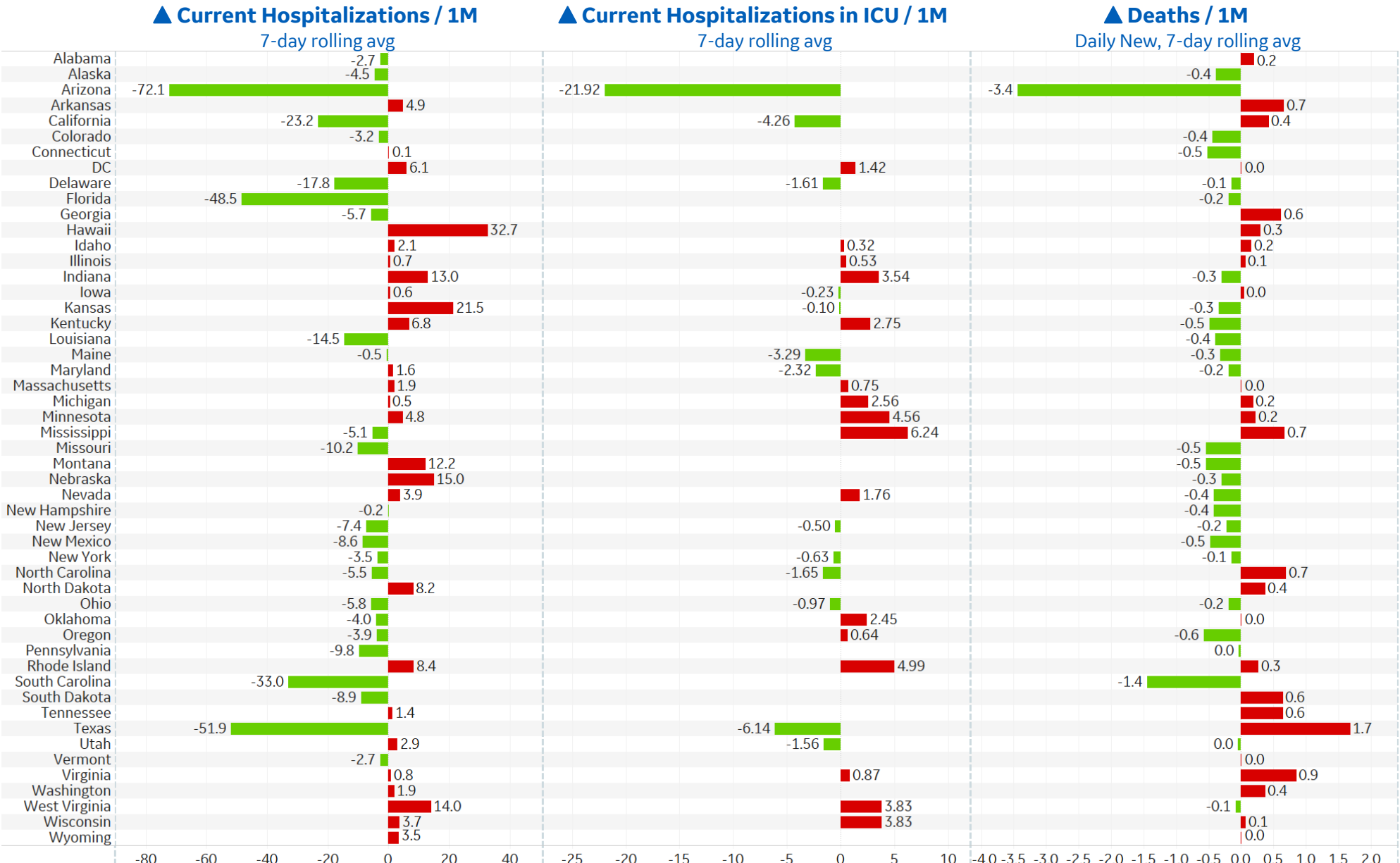
% Change in Case Volume in Select Countries

Over Previous 7 days





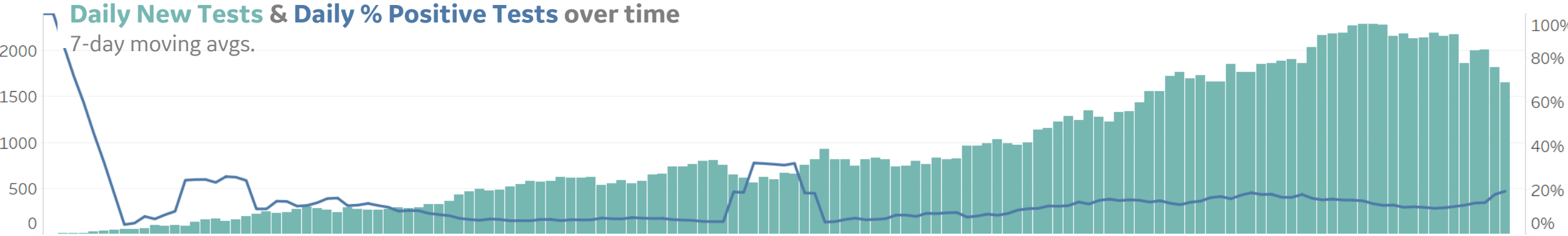
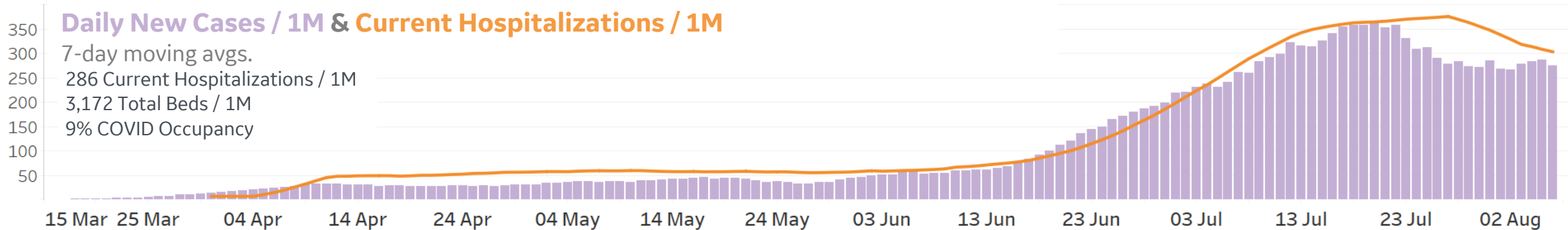
US Changes from Previous Week



*Blank rows indicate insignificant or missing data

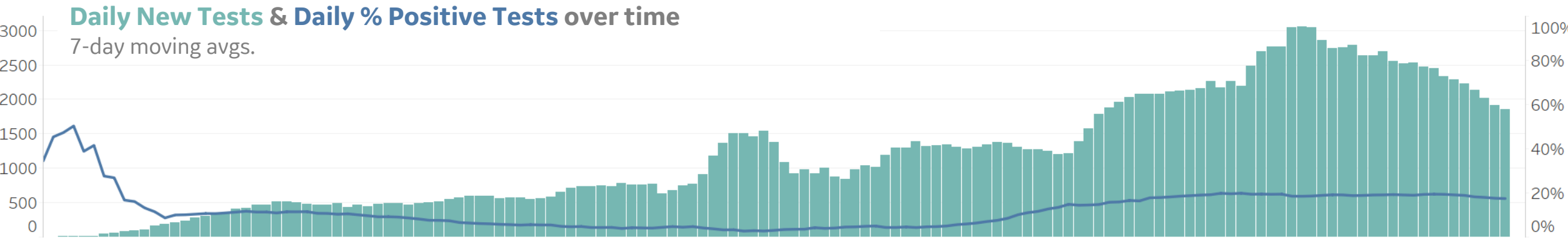
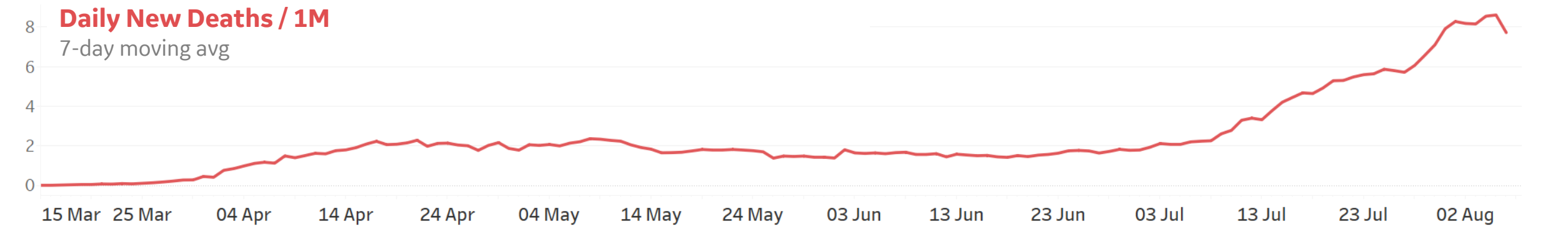
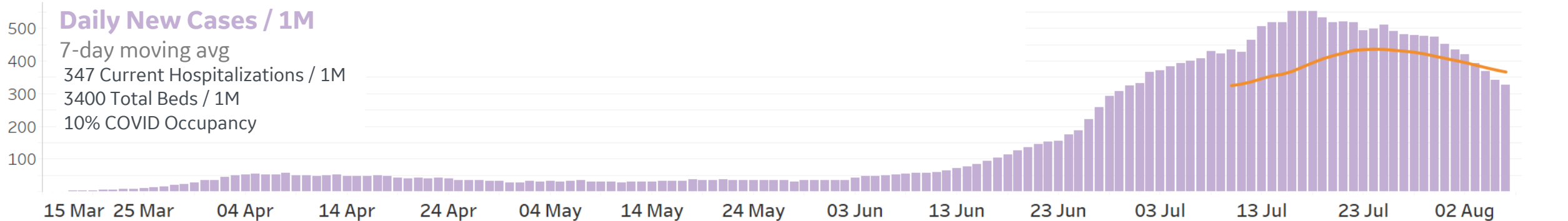


Feature: Texas



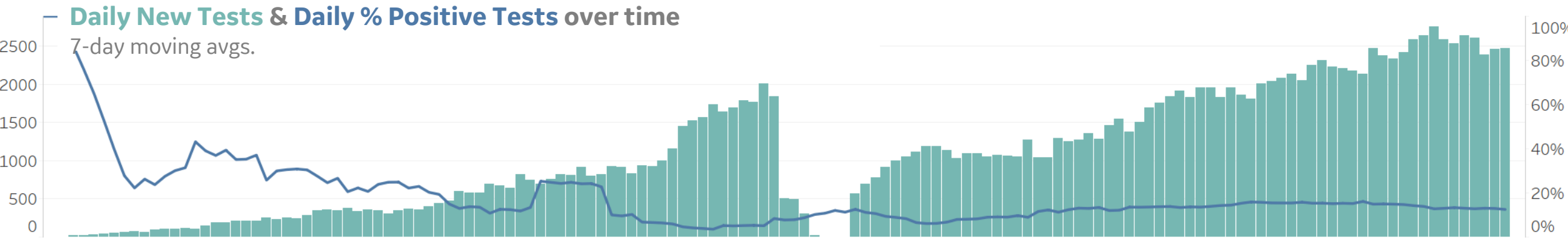
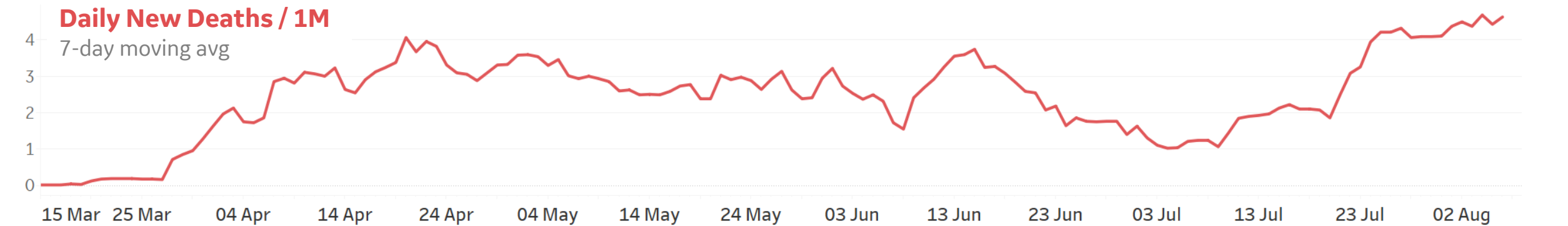
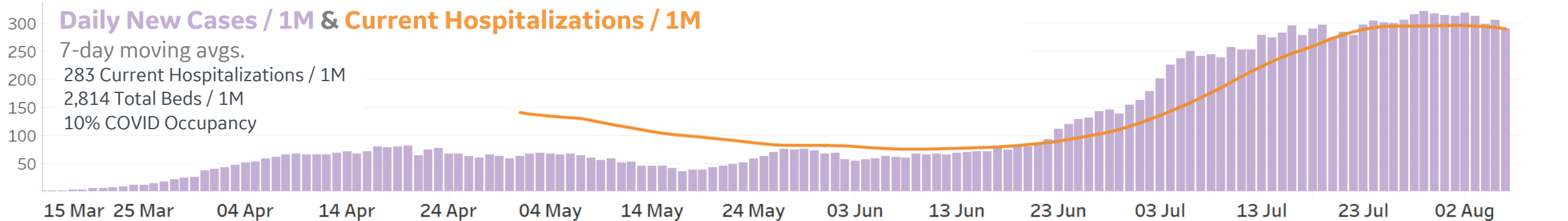


Feature: Florida



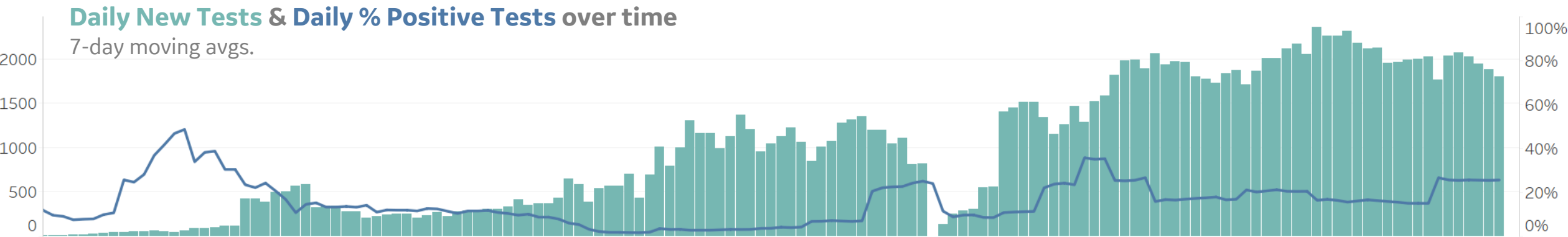
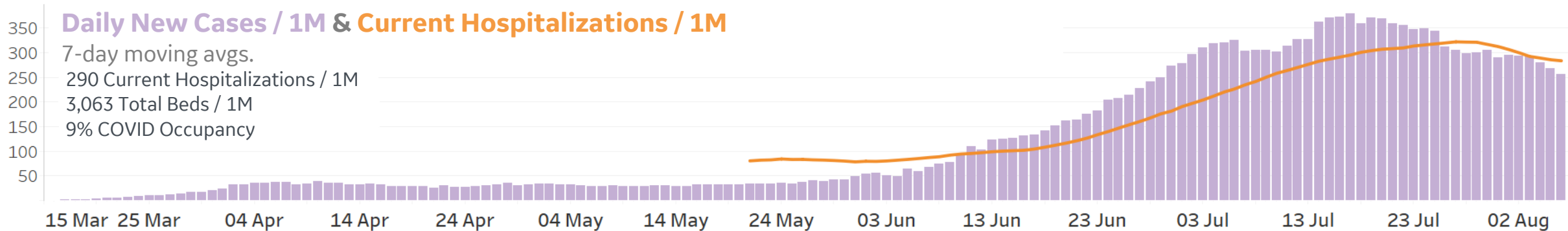


Feature: Georgia



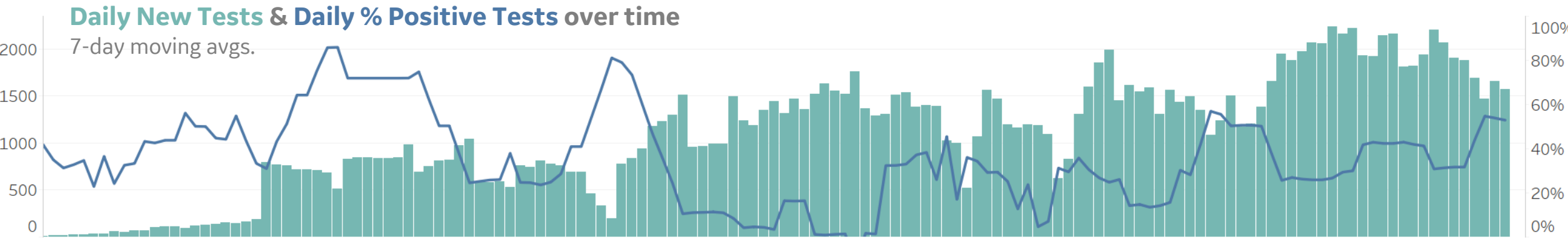
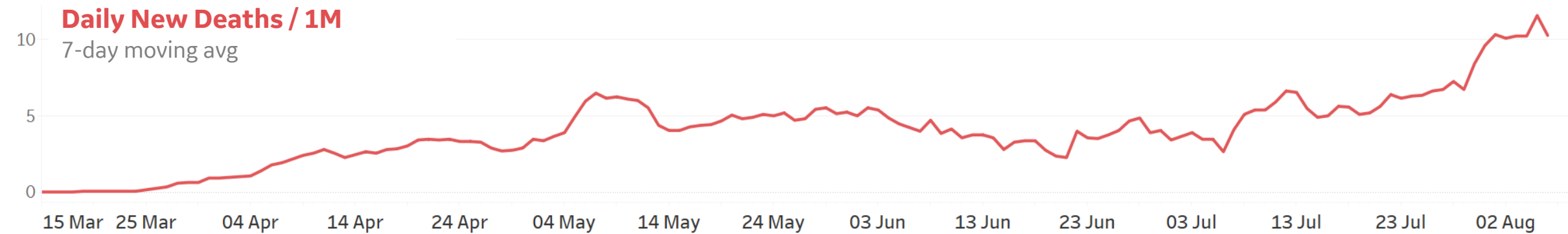
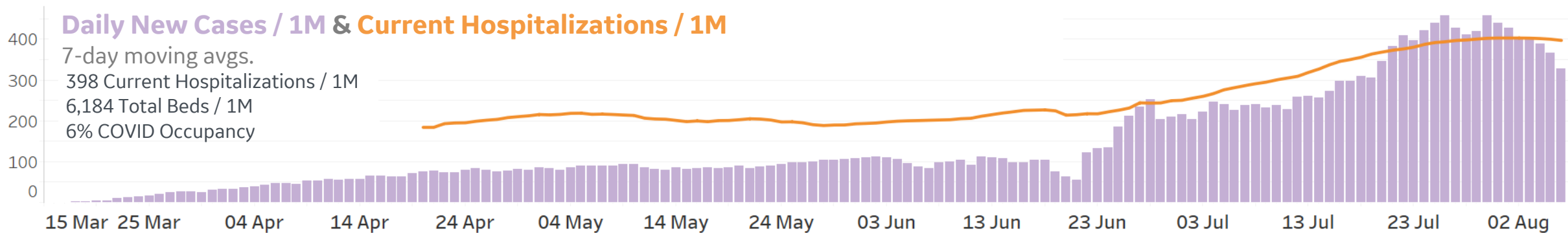


Feature: South Carolina



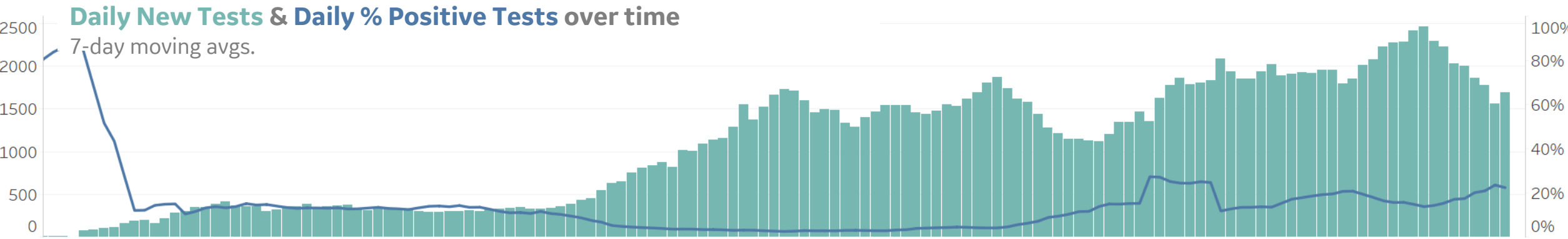
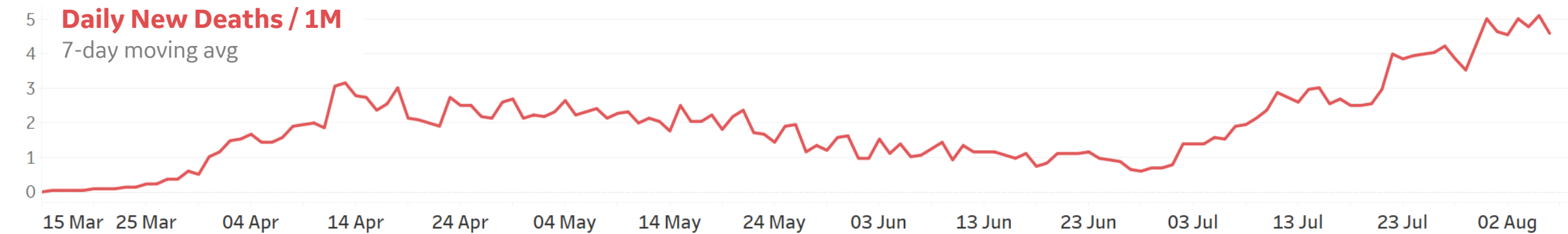
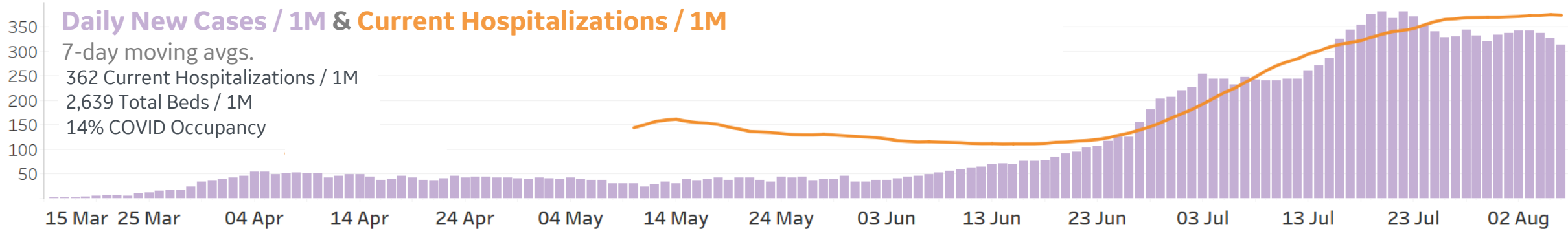


Feature: Mississippi



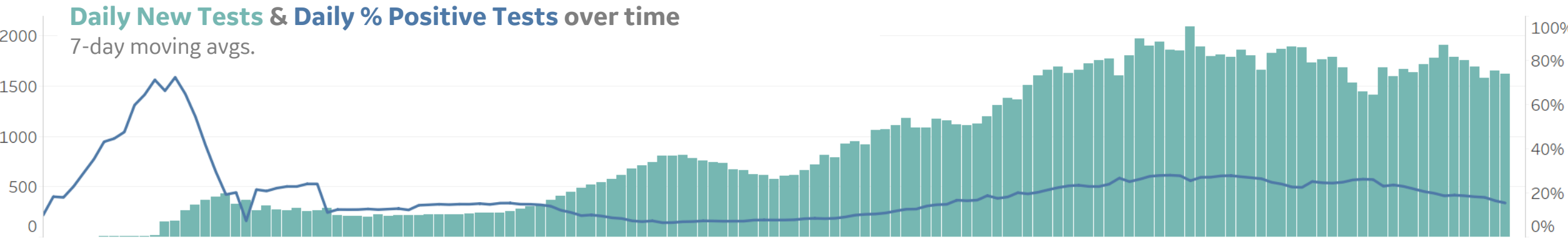
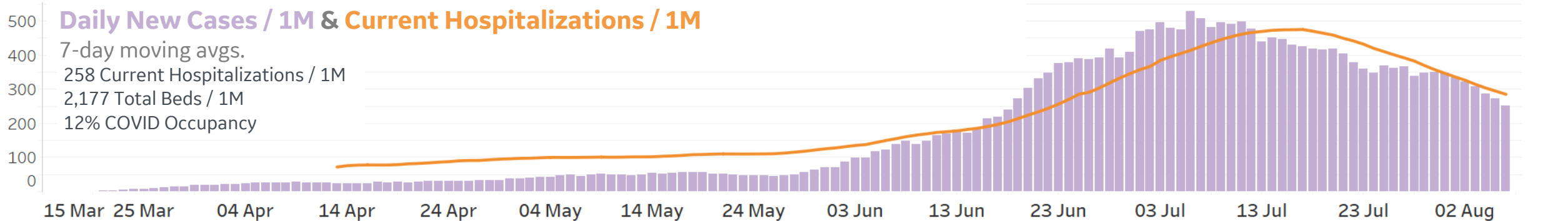


Feature: Nevada



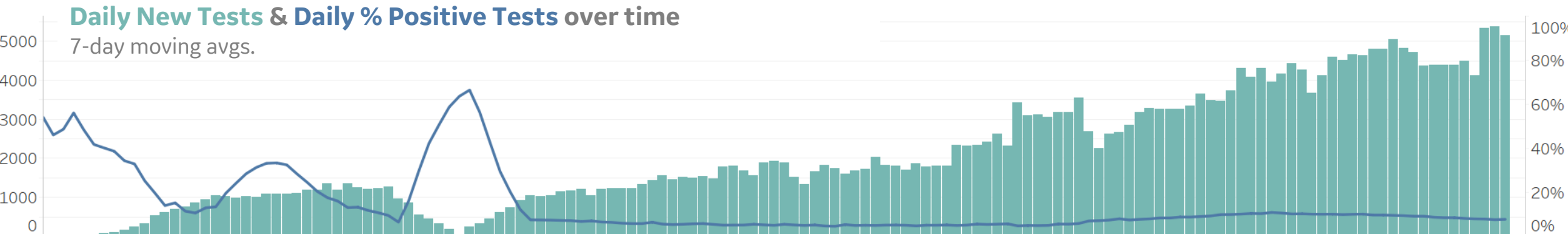
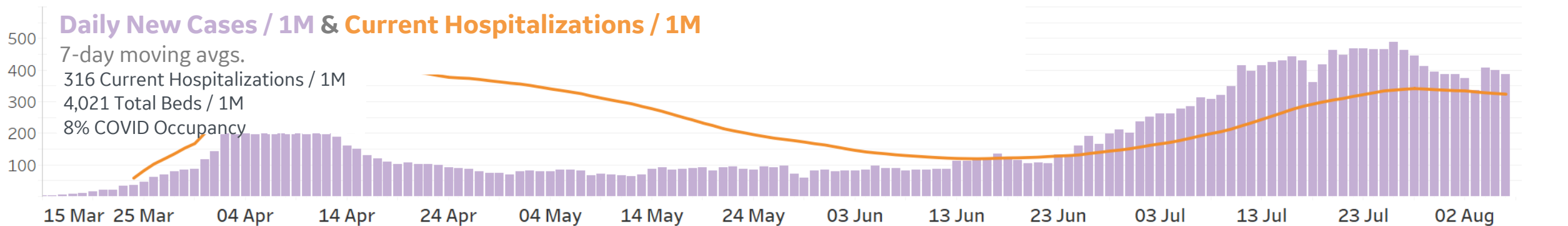


Feature: Arizona



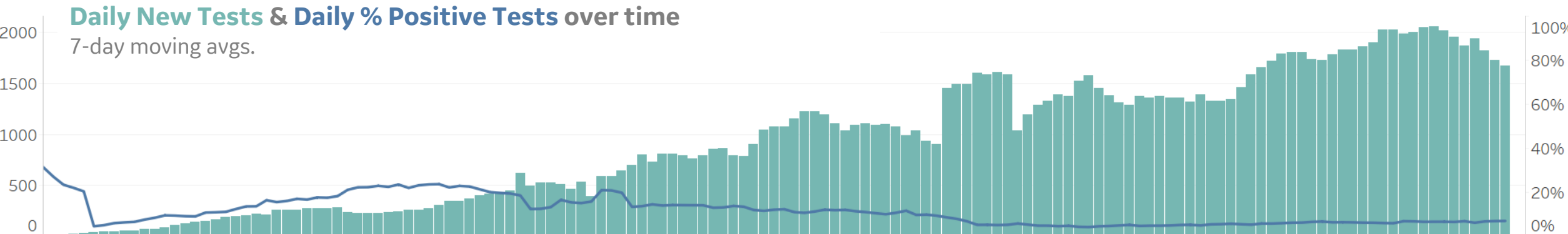
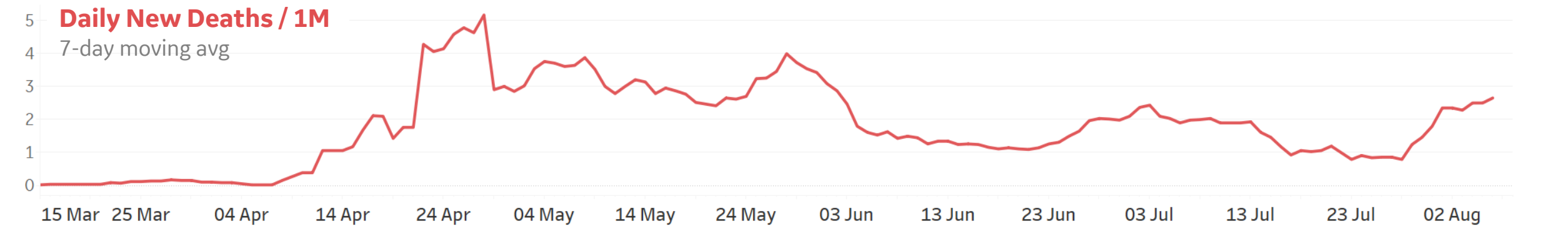
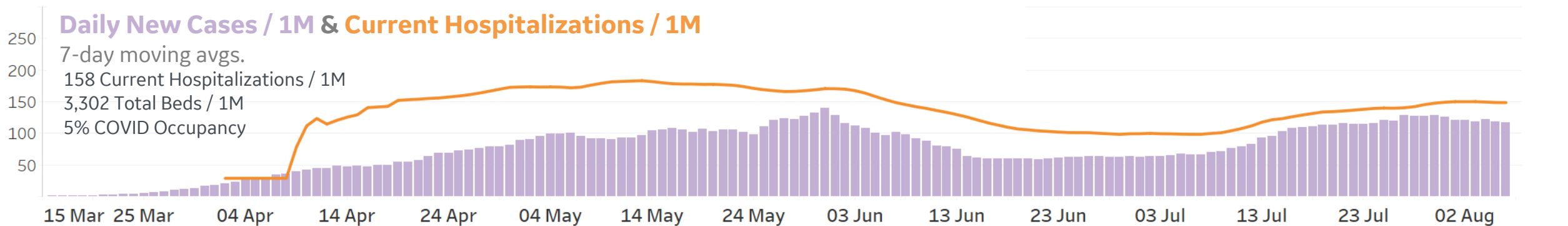


Feature: Louisiana





Feature: Virginia





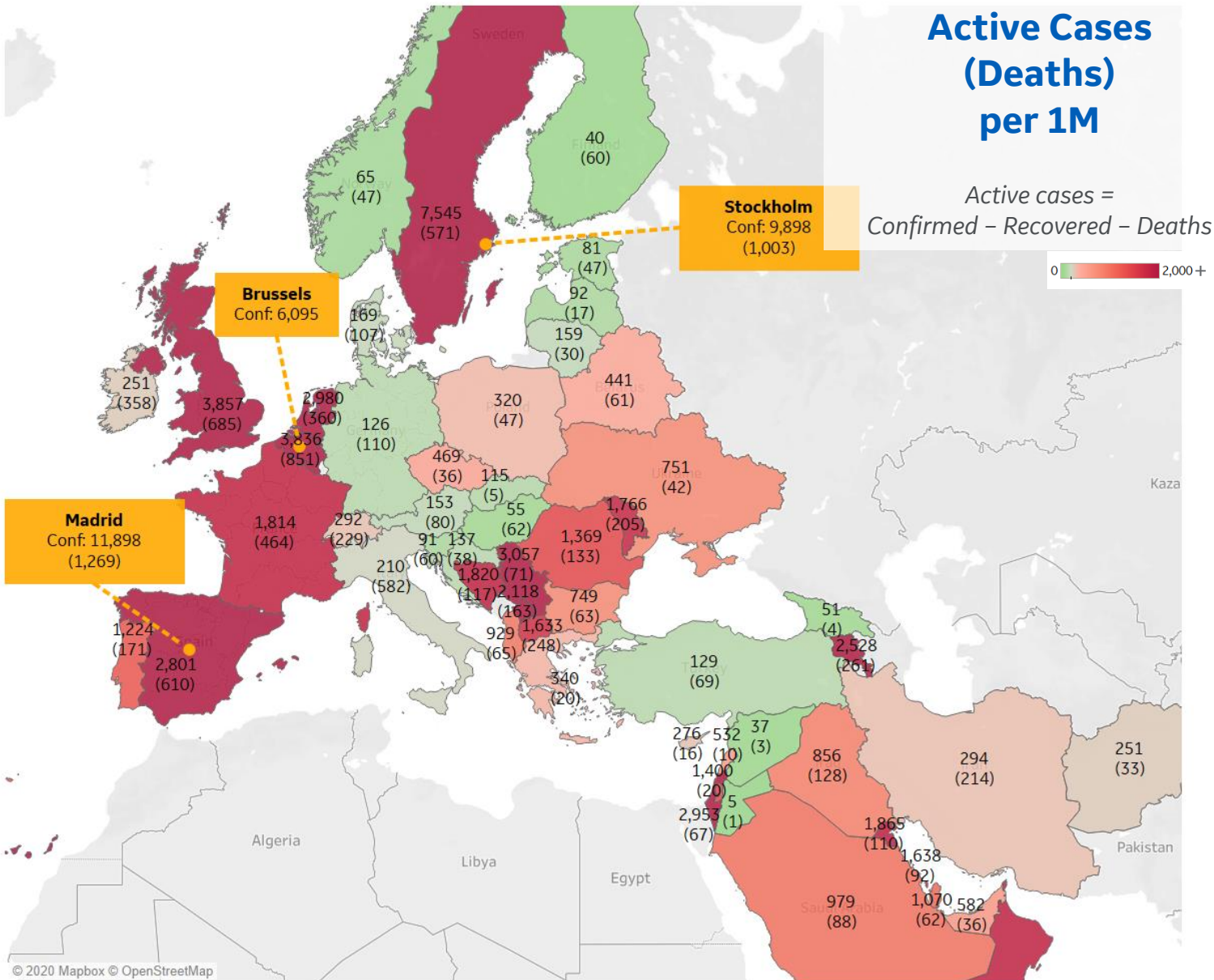
Per 1M in Region

	Today	Change
Active Cases	1,095	+1%
Confirmed	32 new	+1%
Deaths	1 new	+0.2%
Recovered	21 new	+1%

Most Active Cases per 1M

Sweden	7,545
UK	3,857
Belgium	3,836
Serbia	3,057
Netherlands	2,980
Israel	2,953
Spain	2,801
Armenia	2,528
Kosovo	2,118
Kuwait	1,865

* Excludes regions with population < 1M





Per 1M in Region

	Today	Change
Active Cases	3,613	+0%
Confirmed	14 new	+0%
Deaths	1 new	+0%
Recovered	0 new	+0%

Most Active Cases per 1M

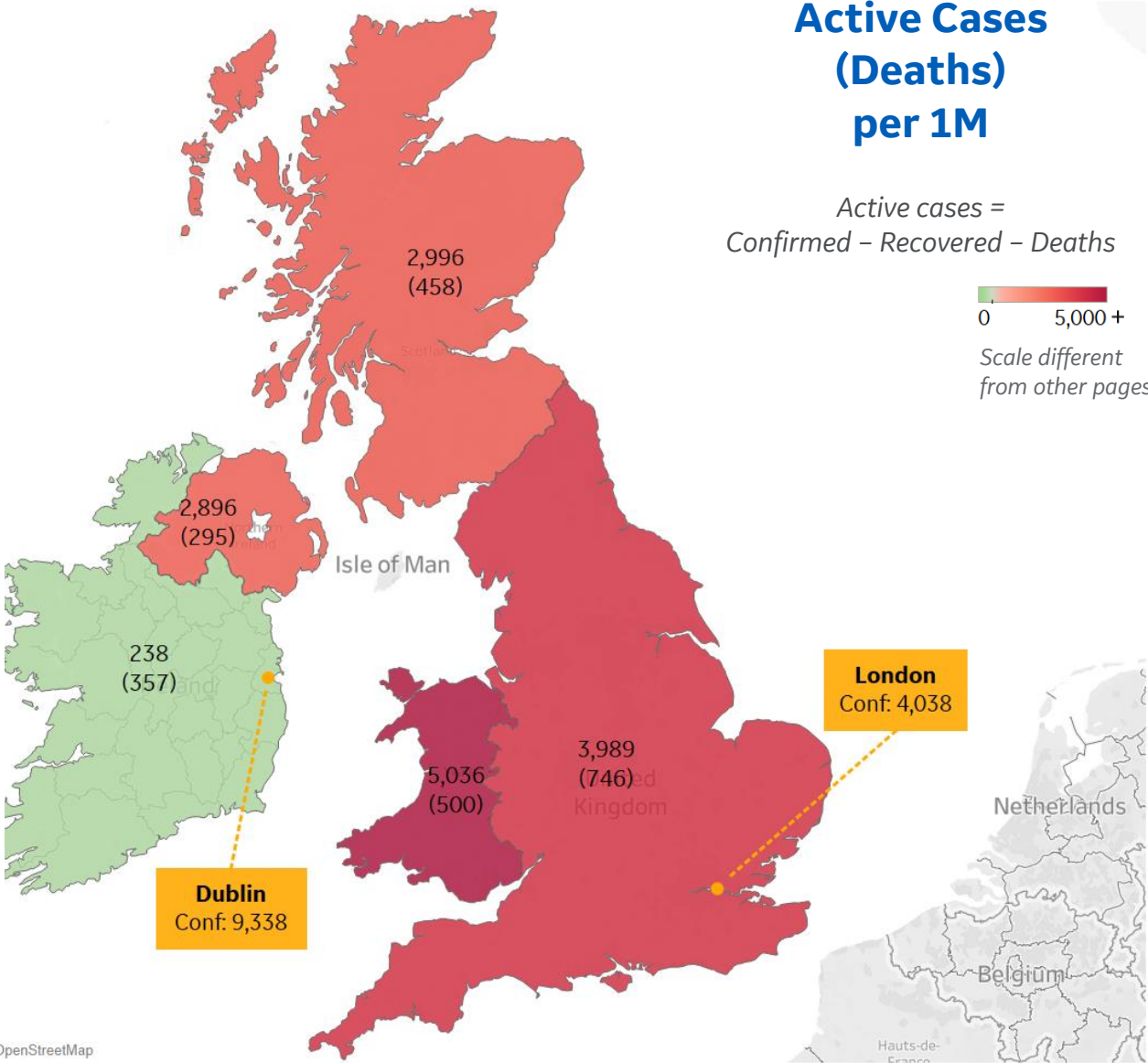
Wales	5,036
England	3,989
Scotland	2,996
Northern Ireland	2,896
Ireland	238

Active Cases (Deaths) per 1M

Active cases =
Confirmed – Recovered – Deaths

0 5,000 +

Scale different
from other pages



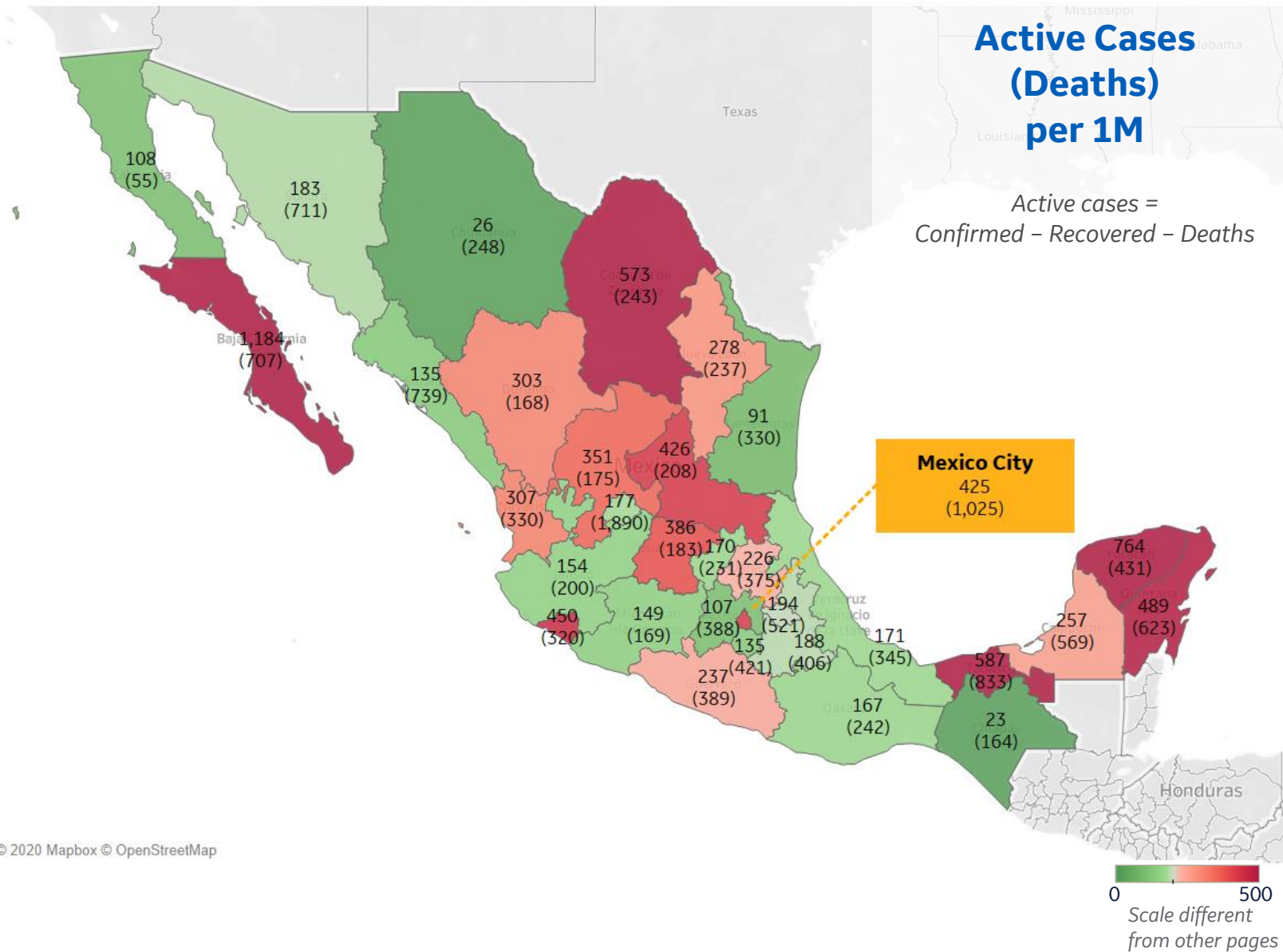


Per 1M in Region

	Today	Change
Active Cases	363	+5%
Confirmed	51 new	+1%
Deaths	6 new	+2%
Recovered	27 new	+1%

Most Active Cases per 1M

Baja California Sur	1,184
Yucatan	764
Tabasco	587
Coahuila	573
Quintana Roo	489
Colima	450
San Luis Potosi	426
Distrito Federal	425
Guanajuato	386
Zacatecas	351



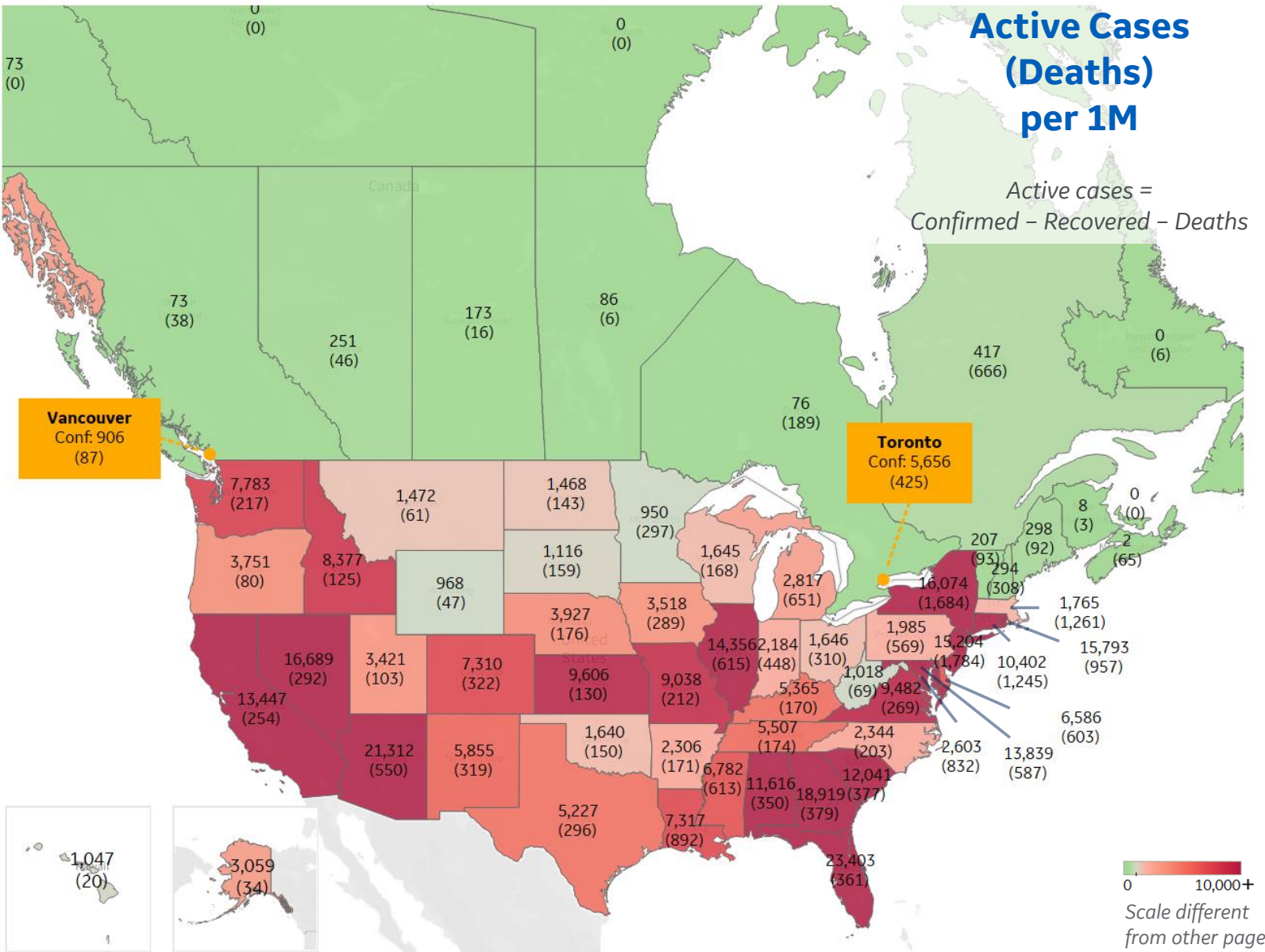


Per 1M in Region

	Today	Change
Active Cases	8,492	+1%
Confirmed	163 new	+1%
Deaths	3 new	+1%
Recovered	57 new	+1%

Most Active Cases per 1M

Florida	23,403
Arizona	21,312
Georgia	18,919
Nevada	16,689
New York	16,074
Rhode Island	15,793
New Jersey	15,204
Illinois	14,356
Maryland	13,839
California	13,447

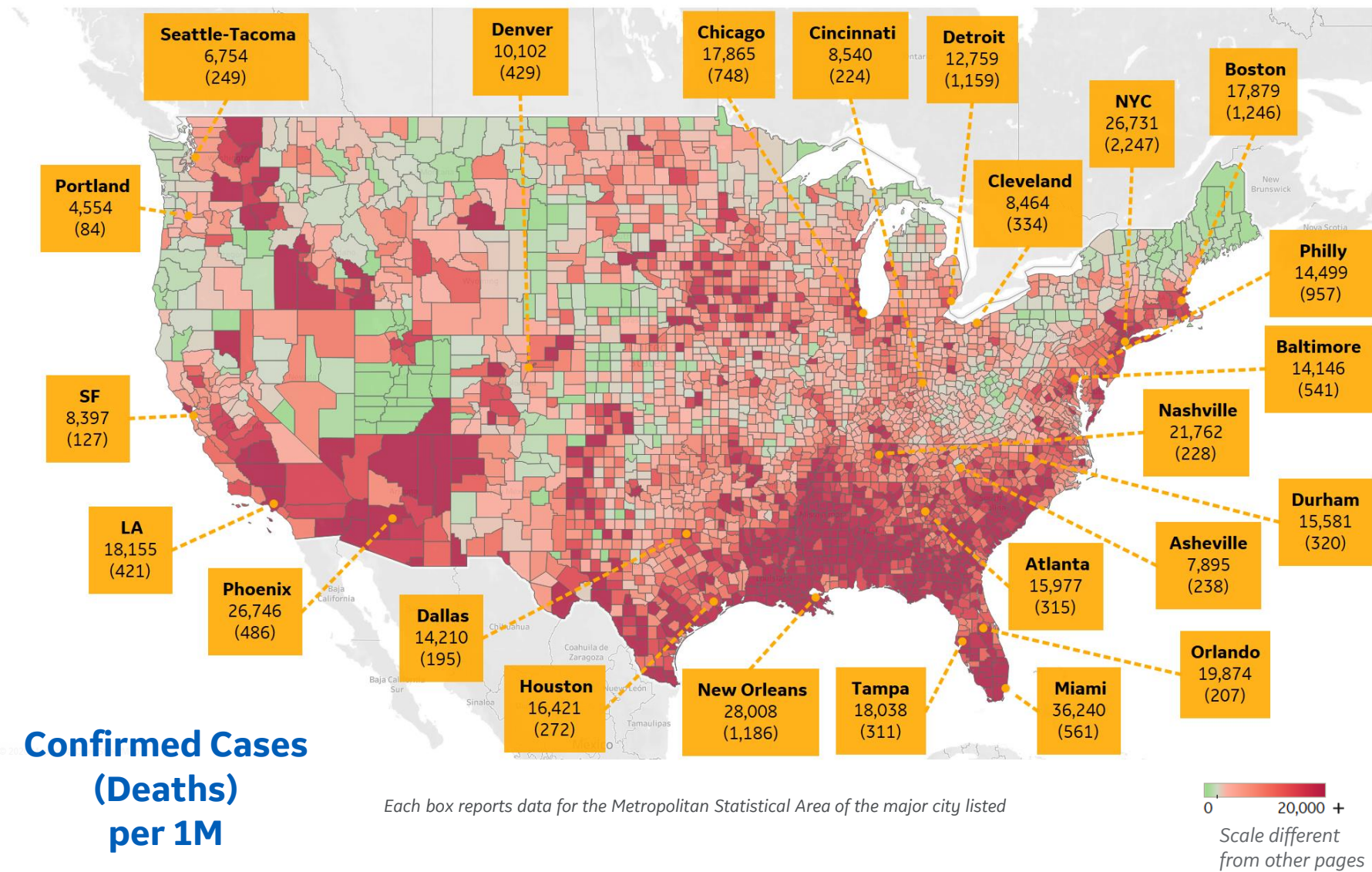




US by County & Metro, Total to Date

Updated 7 August 2020, 3:30 GMT

26



Top 10 Northeast Counties

Total Confirmed Cases / 1M

Rockland County, NY	42,721
Westchester County, NY	37,320
Passaic County, NJ	35,042
Nassau County, NY	32,083
Union County, NJ	29,877
Suffolk County, NY	29,548
Hudson County, NJ	29,120
Orange County, NY	28,906
New York City*	27,218
Suffolk County, MA	26,907

Top 10 Other US Counties

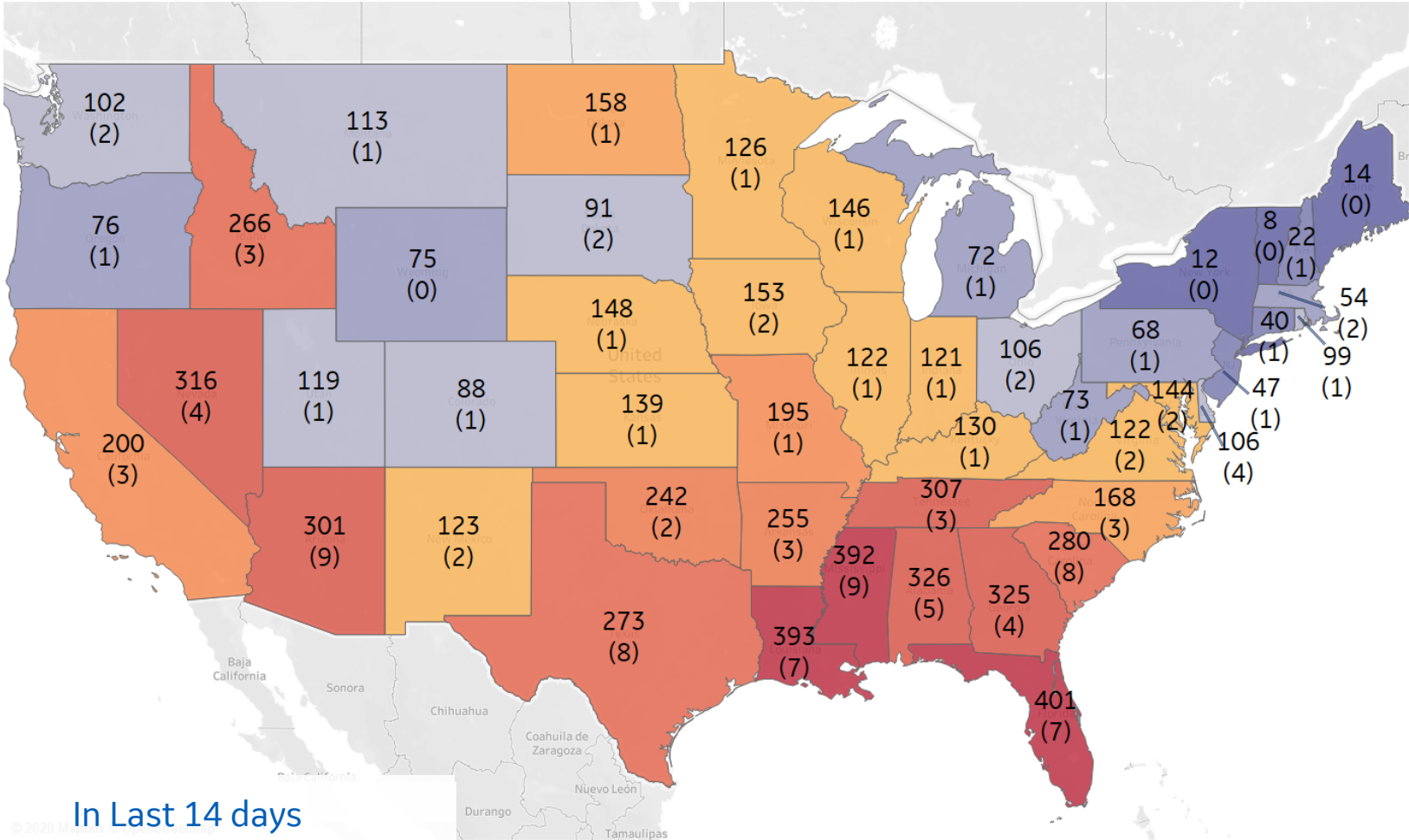
Total Confirmed Cases / 1M

Miami-Dade County, FL	46,993
Yakima County, WA	40,526
Cameron County, TX	37,491
Nueces County, TX	37,406
Jefferson Parish, LA	34,687
Broward County, FL	30,755
Charleston County, SC	29,214
Davidson County, TN	28,814
Maricopa County, AZ	27,650
Orleans Parish, LA	27,100

Note: Includes counties ≥ 250K population
* New York City counties aggregated into one reporting area



US, New in Last 14 days



Top 10 by New Confirmed

Avg New Confirmed Cases / 1M

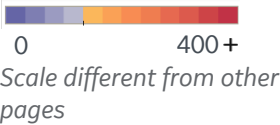
Florida	401
Louisiana	393
Mississippi	392
Alabama	326
Georgia	325
Nevada	316
Tennessee	307
Arizona	301
South Carolina	280
Texas	273

Top 10 by New Deaths

Avg New Deaths / 1M

Arizona	9
Mississippi	9
South Carolina	8
Texas	8
Florida	7
Louisiana	7
Alabama	5
Delaware	4
Georgia	4
Nevada	4

In Last 14 days
Avg New Confirmed Cases
(Avg New Deaths)
per 1M





Per 1M in Region

	Today	Change
Active Cases	2,328	+2%
Confirmed	161 new	+2%
Deaths	4 new	+1%
Recovered	113 new	+2%

Most Active Cases per 1M

Panama	5,605
Bolivia	4,762
Honduras	3,845
Peru	3,550
Dom. Rep.	3,203
Colombia	3,015
Argentina	2,746
Brazil	2,744
Costa Rica	2,715
El Salvador	1,446

* Excludes regions with population < 1M





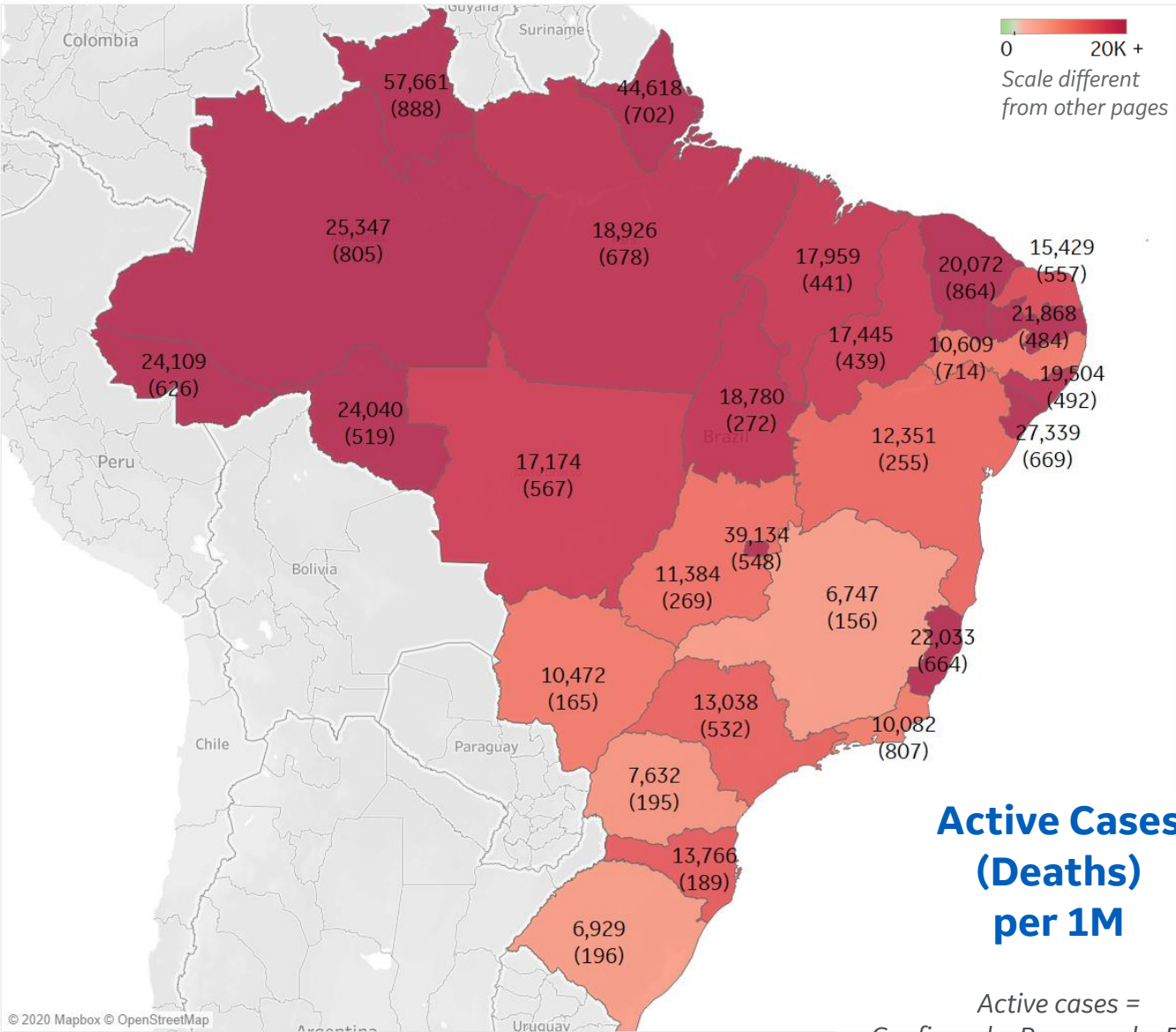
Per 1M in Region

	Today	Change
Active Cases	2,744	+2.1%
Confirmed	250 new	+2%
Deaths	6 new	+1%
Recovered	189 new	+2%

Most Active Cases per 1M

Distrito Federal	39,134
Sergipe	27,339
Amazonas	25,347
Rondônia	24,040
Espírito Santo	22,033
Paraíba	21,868
Ceará	20,072
Alagoas	19,504
Pará	18,926
Tocantins	18,780

* Excludes regions with population < 1M





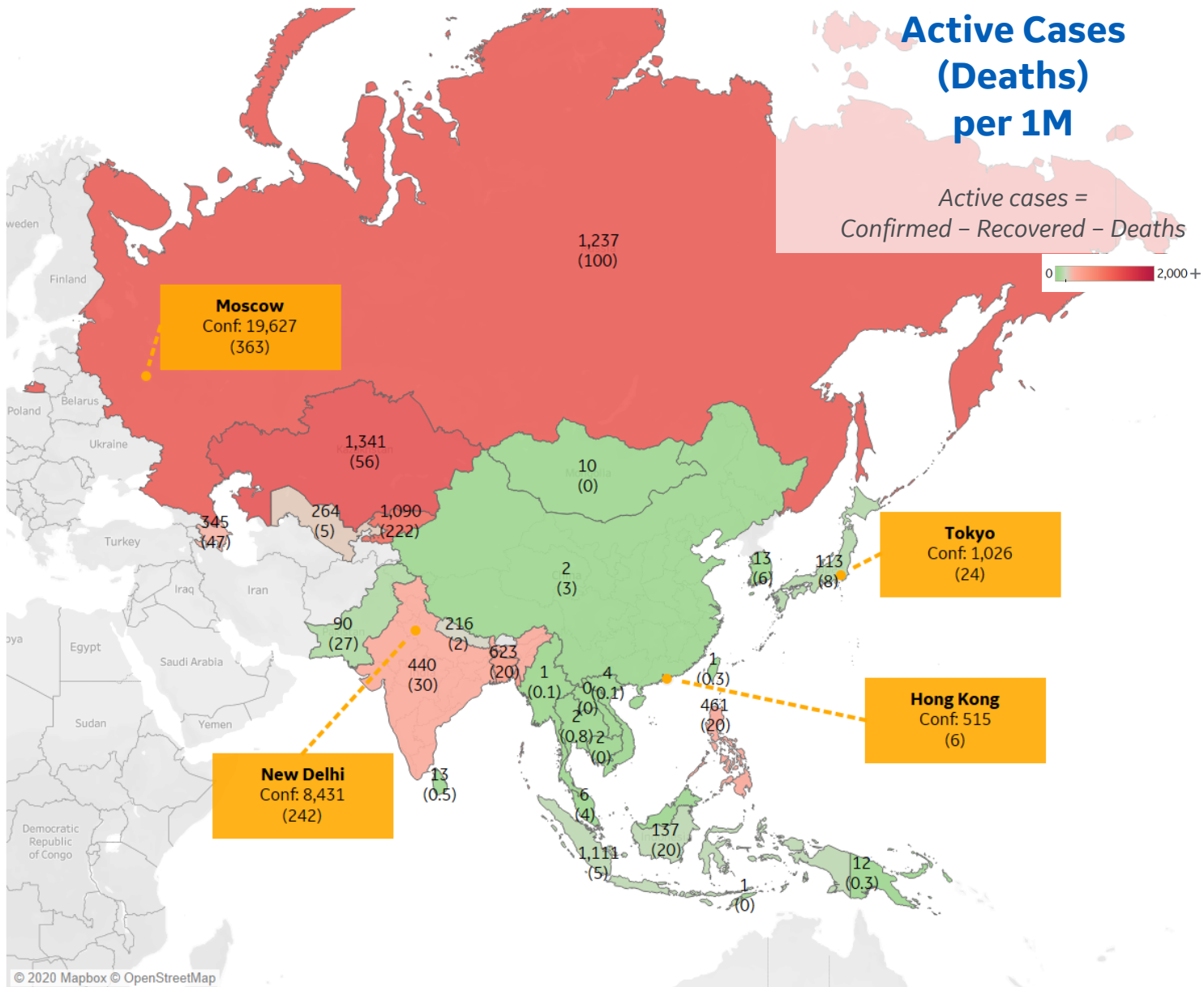
Per 1M in Region

	Today	Change
Active Cases	247	+1%
Confirmed	19 new	+2%
Deaths	0.3 new	+1%
Recovered	16 new	+2%

Most Active Cases per 1M

Kazakhstan	1,341
Russia	1,237
Singapore	1,111
Kyrgyzstan	1,090
Bangladesh	623
Philippines	461
India	440
Azerbaijan	345
Uzbekistan	264
Nepal	216

* Excludes regions with population < 1M





Per 1M in Region

	Today	Change
Active Cases	286	+2%
Confirmed	12 new	+2%
Deaths	0.4 new	+4%
Recovered	6 new	+2%

Most Active Cases per 1M

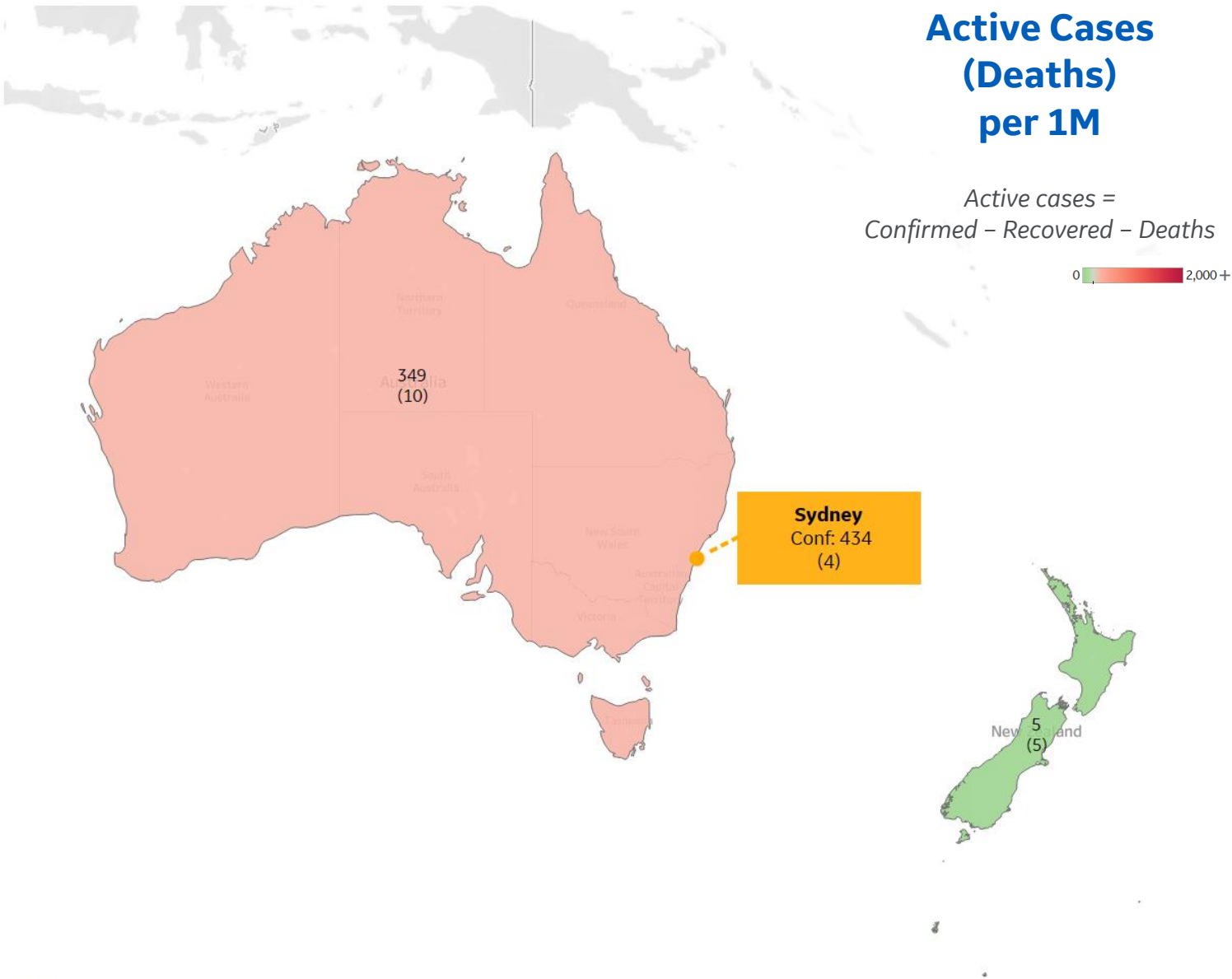
Australia	349
New Zealand	5

* Excludes regions with population < 1M

Active Cases (Deaths) per 1M

Active cases =
Confirmed - Recovered - Deaths

0 2,000 +





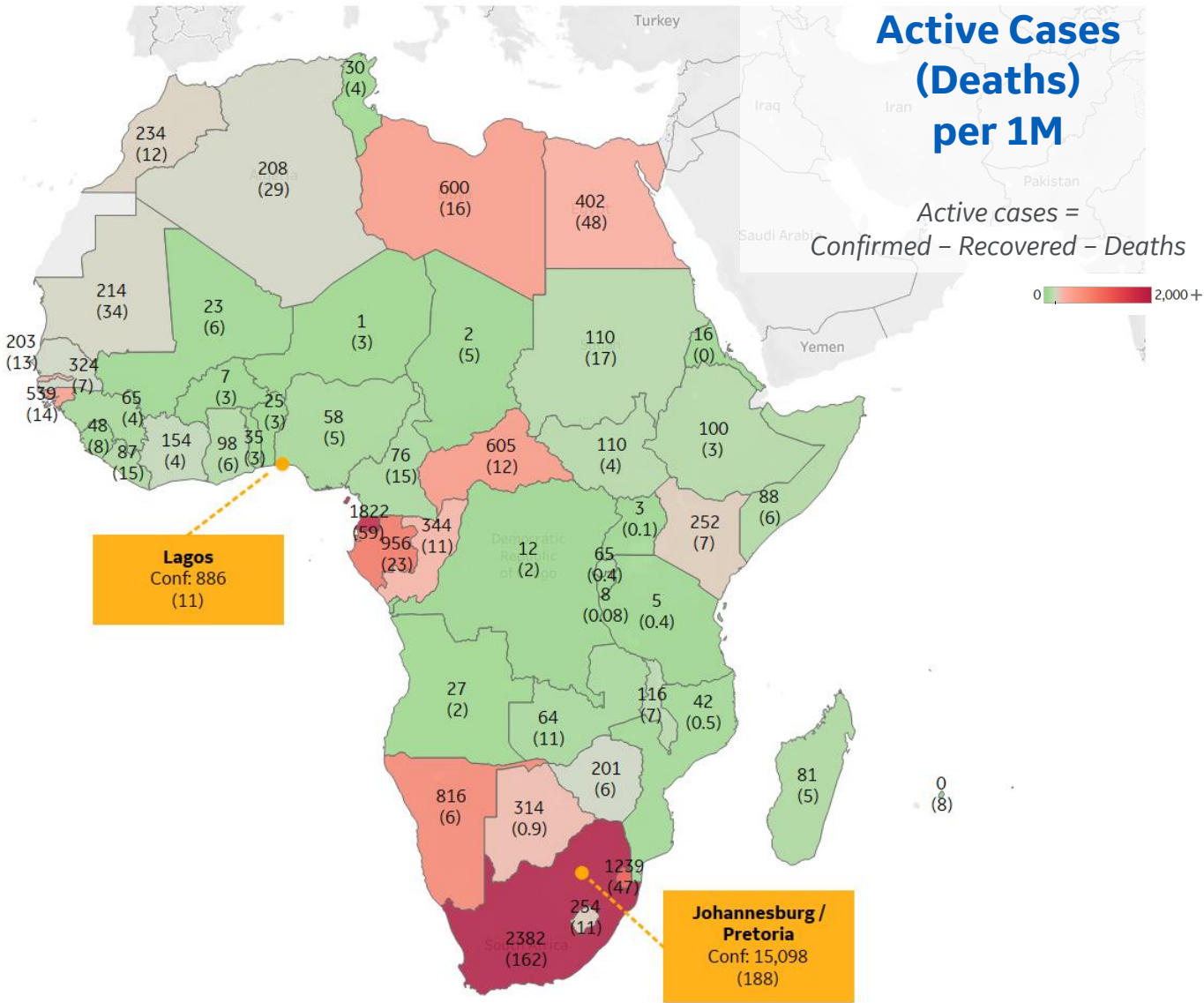
Per 1M in Region

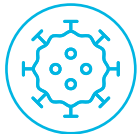
	Today	Change
Active Cases	221	-1%
Confirmed	11 new	+1%
Deaths	0.3 new	+2%
Recovered	12 new	+2%

Most Active Cases per 1M

South Africa	2,382
Eq. Guinea	1,822
Eswatini	1,239
Gabon	956
Namibia	816
Central African R..	605
Libya	600
Guinea-Bissau	539
Egypt	402
Congo (Brazzavil..	344

* Excludes regions with population < 1M





Sources



*** Per 1M = Per 1 Million Population unless otherwise noted*

Johns Hopkins Coronavirus Resource Center:

<https://coronavirus.jhu.edu/map.html>

Worldometer Coronavirus Reporting:

<https://www.worldometers.info/coronavirus/>

Public Health England:

<https://www.gov.uk/government/publications/covid-19-track-coronavirus-cases>

US Department of Homeland Security, Homeland Infrastructure Foundation-Level Data:

<https://hifld-geoplatform.opendata.arcgis.com/datasets/hospitals>

City of New York, NYC Health:

<https://www1.nyc.gov/site/doh/covid/covid-19-data.page>

Chicago Coronavirus Latest Data:

<https://www.chicago.gov/city/en/sites/covid-19/home/latest-data.html>

National Health Commission of the PRC:

<http://www.nhc.gov.cn/xcs/yqtb/202003/bf66696029ba420098164607240074f8.shtml>

Korean Centers for Disease Control and Prevention:

http://www.cdc.go.kr/cdc_eng/

CDC, Severe Outcomes Among Patients with Coronavirus Disease 2019 (COVID-19):

<https://www.cdc.gov/mmwr/volumes/69/wr/mm6912e2.htm>

Italian Department of Civil Protection, COVID Monitoring:

<http://opendatadpc.maps.arcgis.com/apps/opsdashboard/index.html#/b0c68bce2cce478eaac82fe38d4138b1>

The COVID Tracking Project:

<https://covidtracking.com/data/>

UK Office for National Statistics

<https://www.ons.gov.uk/peoplepopulationandcommunity/birthsdeathsandmarriages/deaths/bulletins/deathsregisteredweeklyinenglandandwalesprovisional/weekending24april2020>

WHO Europe, Surveillance Report:

<http://www.euro.who.int/en/health-topics/health-emergencies/coronavirus-covid-19/weekly-surveillance-report>

WHO Europe, Principles for Transition:

<http://www.euro.who.int/en/media-centre/sections/statements/2020/statement-transition-to-a-new-normal-during-the-covid-19-pandemic-must-be-guided-by-public-health-principles>

COVID-19 Information for Switzerland:

<https://www.corona-data.ch/>

CIA World Factbook:

<https://www.cia.gov/library/publications/resources/the-world-factbook/>

Italian Ministry of Health:

<http://www.salute.gov.it/portale/nuovocoronavirus/dettaglioContenutiNuovoCoronavirus.jsp?lingua=italiano&id=5351&area=nuovoCoronavirus&menu=vuoto>

New South Wales Government:

<https://www.health.nsw.gov.au/Infectious/diseases/Pages/covid-19-latest.aspx>

Provincial Health Services Authority of Canada. BC Center for Disease Control:

<http://www.bccdc.ca/about/news-stories/stories/2020/information-on-novel-coronavirus>

Coronavirus Cases in Japan by Prefecture, Nippon Communications Foundation:

<https://www.nippon.com/en/japan-data/h00657/coronavirus-cases-in-japan-by-prefecture.html>

Secretary of Health, Mexico:

<https://www.gob.mx/salud/en>

OECD Economic Outlooks, Statistics:

https://www.oecd-ilibrary.org/economics/data/oecd-economic-outlook-statistics-and-projections_eo-data-en

Public Health Authority of Sweden:

<https://www.folkhalsomyndigheten.se/smittskydd-beredskap/utbrott/aktuella-utbrott/covid-19/bekraftade-fall-i-sverige>

National Public Health Agency of France:

<https://www.santepubliquefrance.fr/regions/ile-de-france/documents/bulletin-regional/2020/covid-19-point-epidemiologique-en-ile-de-france-du-23-avril-2020>

Florida Department of Health, COVID-19 Response:

<https://floridahealthcovid19.gov>

CDC:

<https://www.cdc.gov/covid-data-tracker/index.html#demographics>

CDC Provisional COVID19 Deaths Counts

<https://data.cdc.gov/NCHS/Provisional-COVID-19-Death-Counts-by-Sex-Age-and-S/9bhg-hcku>

Johns Hopkins Coronavirus Resource Center:

<https://coronavirus.jhu.edu/map.html>