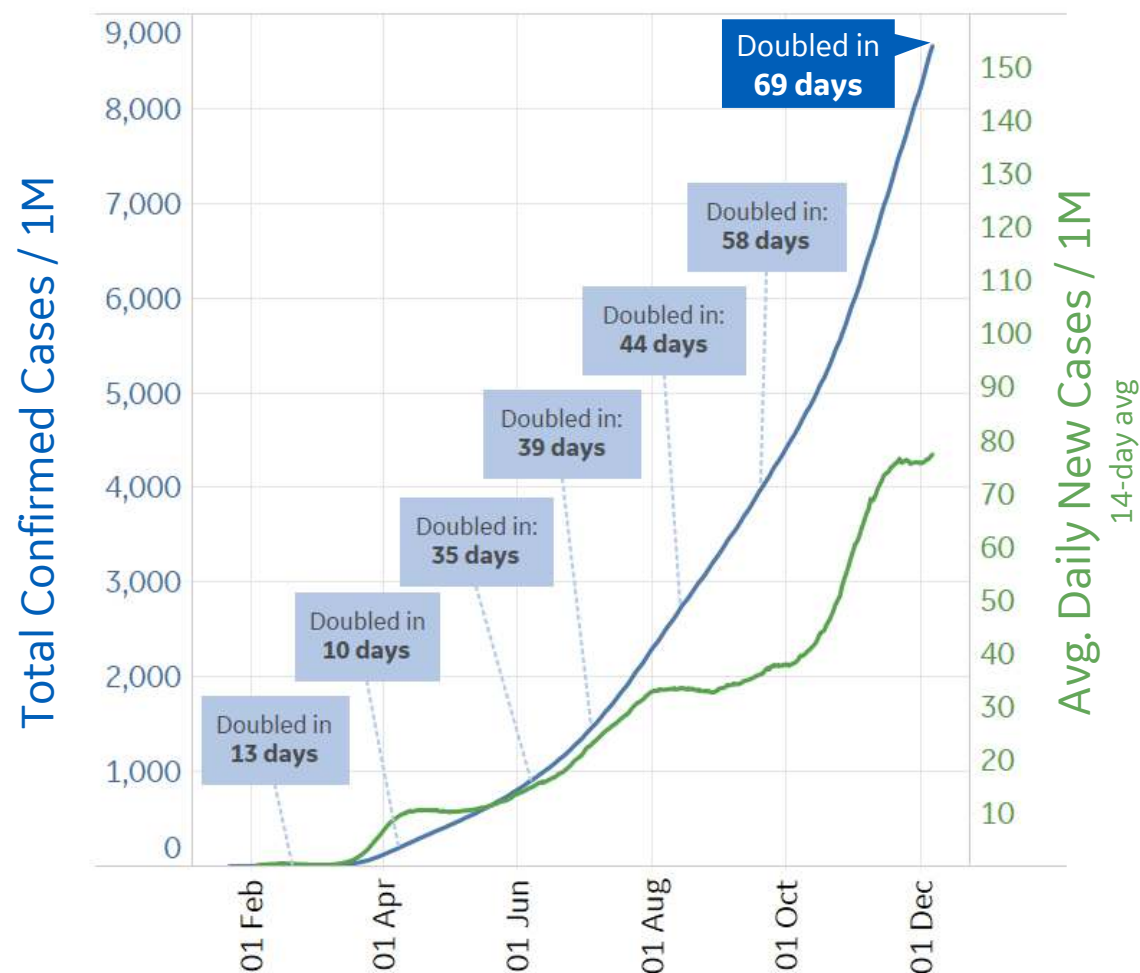




Global Confirmed & Active Cases

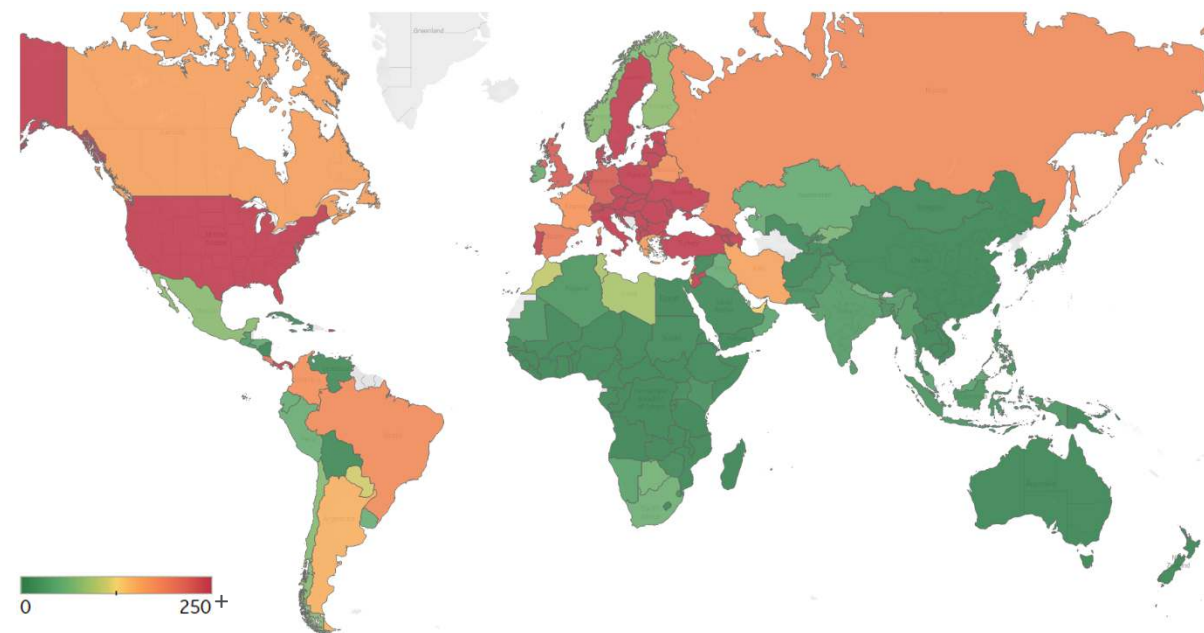


Trend since 22 Jan



Avg. Daily New Cases / 1M

Over the last 14 days



Per 1M:	New Today	Change from 30 days ago
Active	28	+43%
Confirmed	69	+36%
Deaths	1	+23%
Recovered	41	+33%
	To Date	Last 30 Days
Worldwide Survival Rate	97.7%	98.3%



New Confirmed Cases & New Deaths

Key

World

North America

Europe

Middle East

Cent & South America

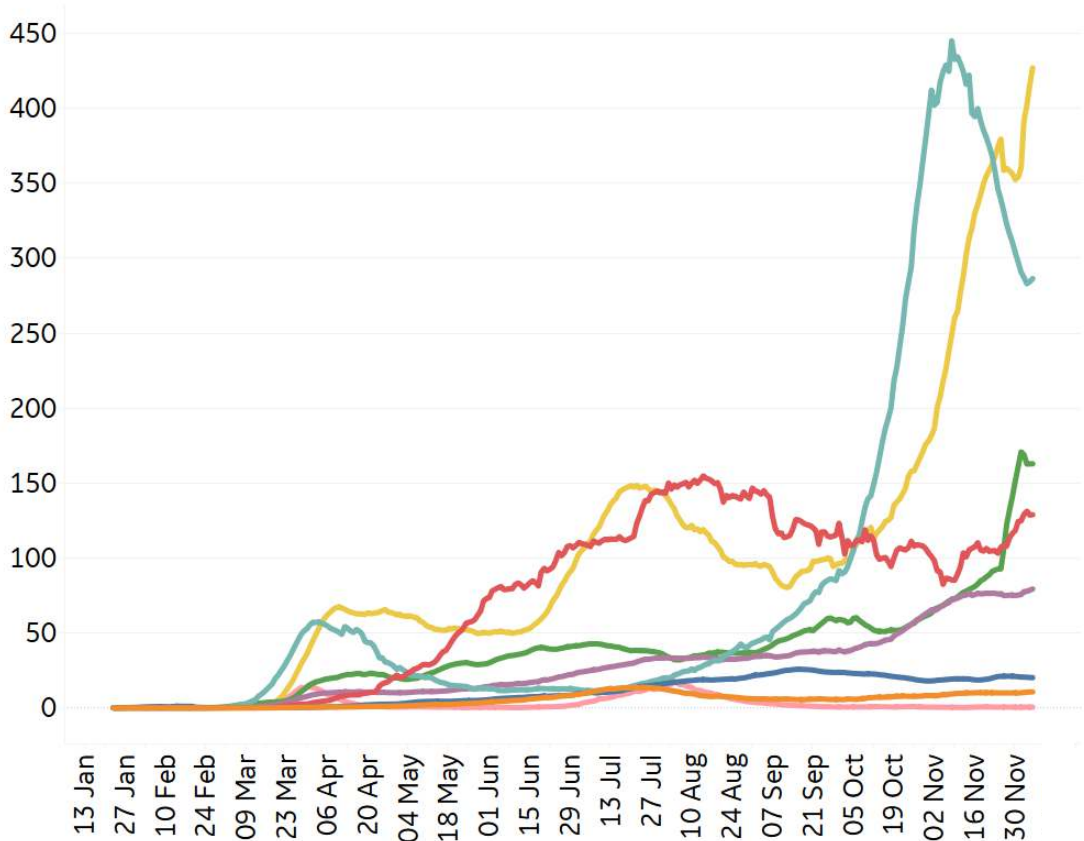
Asia

Africa

Oceania

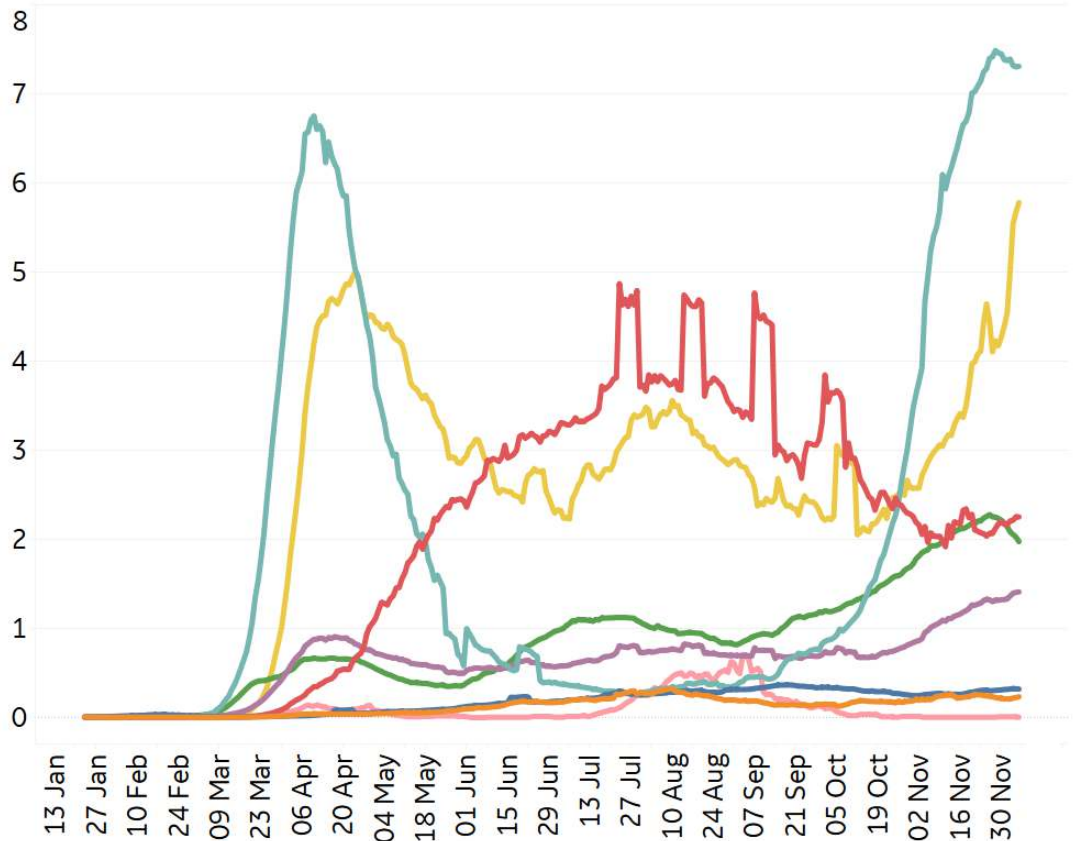
New Confirmed Cases / 1M

7-day rolling average



New Deaths / 1M

7-day rolling average





Top 50 Countries: Per 1M



1 - 25

	Average over last 7 days		Total Since 22 Jan			Change from 14d Ago in 14 day avg of daily new	
	New Confirmed	New Deaths	Total Confirmed	Total Recovered	Total Deaths	Confirmed	Deaths
Belgium	187	10	51,059	N/A**	1,494	-43%	-34%
Peru	44	1	29,501	27,528	1,099	-12%	-6%
Italy	340	12	28,595	15,109	994	-32%	22%
Spain	172	5	36,032	3,216	989	-44%	-4%
North Macedo..	441	13	32,624	20,950	924	-12%	10%
UK	224	6	25,451	N/A**	904	-34%	4%
Bos. and Herz.	311	14	28,806	17,869	900	-18%	-12%
Argentina	140	4	32,373	28,646	880	-28%	-20%
US	593	7	44,583	16,992	853	12%	39%
France	164	6	35,936	2,684	846	-57%	-23%
Slovenia	716	25	41,273	30,583	839	2%	39%
Brazil	194	3	31,067	27,600	832	31%	14%
Czechia	362	10	51,063	44,644	831	-30%	-27%
Chile	74	2	29,315	27,976	818	3%	6%
Armenia	346	9	47,899	39,415	785	-21%	-5%
Colombia	176	3	26,946	24,712	743	17%	1%
Panama	430	4	41,189	35,434	740	50%	48%
Sweden	506	5	27,617	N/A**	700	14%	72%
Bulgaria	389	20	23,231	8,958	690	-15%	58%
EU	276	8	27,815	10,828	648	-26%	10%
Romania	312	8	26,696	21,084	640	-17%	5%
Switzerland	433	12	39,805	30,111	618	-32%	1%
Hungary	573	18	25,908	7,420	607	16%	52%
Moldova	331	5	28,846	25,098	600	18%	5%
Kosovo	290	8	23,197	15,447	599	-25%	5%

26 - 50

	Average over last 7 days		Total Since 22 Jan			Change from 14d Ago in 14 day avg of daily new	
	New Confirmed	New Deaths	Total Confirmed	Total Recovered	Total Deaths	Confirmed	Deaths
Netherlands	328	3	33,069	426	570	-2%	-11%
Poland	296	12	28,099	18,673	531	-36%	13%
Croatia	826	16	36,624	30,312	530	28%	47%
Portugal	388	8	31,625	23,837	487	-24%	6%
Austria	376	12	33,690	28,065	426	-40%	49%
Ireland	58	1	15,036	4,732	425	-25%	0%
Georgia	1,078	10	40,729	33,468	377	23%	5%
Costa Rica	185	2	28,206	18,804	348	9%	15%
Israel	148	1	39,848	38,053	337	57%	-20%
Ukraine	303	5	19,091	9,960	321	15%	6%
Jordan	361	5	23,531	18,371	300	-24%	-18%
Russia	185	3	16,714	13,162	292	18%	23%
Oman	39	1	24,456	22,785	283	-29%	-19%
Lithuania	759	7	27,421	11,163	230	24%	34%
Serbia	825	7	25,139	N/A**	223	69%	143%
Kuwait	65	0	33,806	32,791	209	-48%	-55%
Bahrain	96	0	51,676	50,559	200	-1%	-67%
Slovakia	288	5	21,381	15,141	182	-1%	2%
West Bank an..	452	3	21,457	15,927	181	96%	59%
Lebanon	213	2	20,088	13,220	161	-7%	12%
Denmark	278	1	15,733	12,326	153	31%	146%
Belarus	184	1	15,573	13,205	128	31%	25%
Qatar	62	0	48,561	47,648	83	-11%	-25%
UAE	125	0	17,838	16,090	60	4%	5%
Total World	79	1	8,658	5,564	198	2%	13%

*Change from 14d ago:
Compares 14d-avgs. of Daily New Cases/Deaths
today with 14d-avgs. from 14d ago

Worldwide confirmed cases increased 8% in the last week
(+618 cases per 1M or +4.8M raw cases)

Sorted by Total Deaths / 1M
Top 50 countries selected by Cases / 1M
Excluded countries with population < 1M

N/A** due to inconsistent reporting of Recovered Cases



Top 50 Countries: Raw Volume

Updated 7 Dec 2020, 3:30 GMT

4

1 - 25	Average over last 7 days		Total Since 22 Jan			Change from 14d Ago [*] in 14 day avg of daily new	
	New Confirmed	New Deaths	Total Confirmed	Total Recovered	Total Deaths	Confirmed	Deaths
EU	123,107	3,469	12,384,776	4,821,164	288,392	-26%	10%
US	196,233	2,204	14,757,000	5,624,444	282,299	12%	39%
Brazil	41,257	587	6,603,540	5,866,657	176,941	31%	14%
India	35,073	491	9,677,203	9,139,901	140,573	-8%	-4%
Mexico	9,826	580	1,175,850	866,186	109,717	81%	21%
UK	15,207	429	1,727,751	N/A**	61,342	-34%	4%
Italy	20,529	739	1,728,878	913,494	60,078	-32%	22%
France	10,725	405	2,345,648	175,220	55,247	-57%	-23%
Iran	13,114	348	1,040,547	730,798	50,310	8%	-15%
Spain	8,063	226	1,684,647	150,376	46,252	-44%	-4%
Russia	27,039	507	2,439,163	1,920,744	42,675	18%	23%
Argentina	6,329	185	1,463,110	1,294,692	39,770	-28%	-20%
Colombia	8,961	175	1,371,103	1,257,410	37,808	17%	1%
Peru	1,451	44	972,688	907,654	36,231	-12%	-6%
South Africa	3,838	104	814,565	744,780	22,206	54%	19%
Poland	11,196	437	1,063,449	706,720	20,089	-36%	13%
Germany	19,837	383	1,194,550	868,285	18,989	5%	73%
Indonesia	5,933	132	575,796	474,771	17,740	30%	46%
Belgium	2,165	110	591,756	N/A**	17,320	-43%	-34%
Chile	1,422	39	560,382	534,789	15,628	3%	6%
Turkey	31,524	192	828,295	431,253	14,900	626%	73%
Ukraine	13,258	206	834,913	435,575	14,054	15%	6%
Ecuador	840	51	197,998	174,188	13,778	15%	56%
Canada	6,455	92	418,848	334,375	12,688	27%	28%
Iraq	1,966	30	564,200	493,567	12,432	-21%	-25%

26 - 50	Average over last 7 days		Total Since 22 Jan			Change from 14d Ago [*] in 14 day avg of daily new	
	New Confirmed	New Deaths	Total Confirmed	Total Recovered	Total Deaths	Confirmed	Deaths
Romania	6,006	161	513,576	405,612	12,320	-17%	5%
Netherlands	5,613	49	566,628	7,300	9,768	-2%	-11%
Czechia	3,873	109	546,833	478,094	8,902	-30%	-27%
Philippines	1,424	26	439,834	408,634	8,554	-6%	-26%
Pakistan	3,181	53	420,294	356,542	8,398	35%	-2%
Sweden	5,112	55	278,912	N/A**	7,067	14%	72%
Bangladesh	2,163	33	477,545	395,960	6,838	11%	40%
Morocco	3,693	65	379,657	331,301	6,245	-20%	-11%
Saudi Arabia	226	12	358,713	348,879	5,965	-26%	-23%
Hungary	5,536	171	250,278	71,682	5,868	16%	52%
Switzerland	3,744	100	344,497	260,600	5,349	-32%	1%
Portugal	3,954	77	322,474	243,055	4,963	-24%	6%
Bulgaria	2,705	140	161,421	62,246	4,797	-15%	58%
Austria	3,389	105	303,430	252,765	3,840	-40%	49%
Panama	1,856	19	177,719	152,890	3,193	50%	48%
Jordan	3,683	52	240,089	187,444	3,056	-24%	-18%
Israel	1,282	8	344,906	329,368	2,917	57%	-20%
Kazakhstan	904	8	180,089	151,755	2,488	5%	9%
Japan	2,200	29	162,917	135,121	2,259	21%	159%
Croatia	3,392	66	150,353	124,439	2,174	28%	47%
Serbia	7,205	57	219,652	N/A**	1,949	69%	143%
Nepal	1,286	16	240,981	225,805	1,594	-20%	28%
Georgia	4,301	39	162,475	133,511	1,504	23%	5%
UAE	1,239	3	176,429	159,132	592	4%	5%
Total World	614,373	10,898	67,073,728	43,103,827	1,536,056	2%	13%

^{*}Change from 14d ago:
Compares 14d-avgs. of Daily New Cases/Deaths
today with 14d-avgs. from 14d ago

In the past 7 days, **Hungary** saw an 18% increase in cases and
a 25% increase in deaths (+38,751 cases and +1,196 deaths)

Sorted by Raw Total Deaths
Top 50 countries selected by Total Cases
Excluded countries with population < 1M

N/A** due to inconsistent reporting of Recovered Cases



United States: Per 1M



1 - 25

	Average over last 7 days		Total Since 22 Jan			Change from 14d Ago* in 14 day avg of daily new	
	New Confirmed	New Deaths	Total Confirmed	Total Recovered	Total Deaths	Confirmed	Deaths
New Jersey	545	6	41,433	5,181	1,950	21%	69%
New York	475	3	36,283	4,521	1,797	63%	54%
Massachusetts	661	6	37,264	24,637	1,597	41%	36%
Connecticut	606	7	35,822	2,749	1,443	12%	103%
Louisiana	580	5	54,019	43,644	1,416	-4%	45%
North Dakota	810	17	108,890	101,040	1,337	-44%	-16%
Rhode Island	1,103	9	58,655	3,718	1,334	22%	70%
Mississippi	631	7	55,418	43,259	1,331	32%	22%
South Dakota	984	27	97,202	77,373	1,255	-27%	3%
Illinois	761	14	62,152	N/A	1,114	-22%	37%
Michigan	693	12	42,714	19,801	1,033	-2%	55%
DC	342	3	32,782	23,613	988	39%	69%
Arizona	751	6	50,047	7,746	955	60%	62%
Indiana	1,025	12	56,685	33,282	927	2%	39%
Georgia	429	5	47,225	N/A	924	21%	11%
Florida	435	5	49,264	N/A	893	27%	36%
S. Carolina	443	6	45,079	23,276	887	25%	15%
Arkansas	695	9	56,639	49,536	881	10%	11%
Pennsylvania	694	11	33,050	18,642	879	40%	77%
Iowa	725	14	77,555	50,415	861	-42%	44%
New Mexico	863	14	51,548	17,665	834	-3%	38%
Delaware	684	3	40,987	19,359	814	56%	50%
Maryland	439	5	35,567	1,453	802	17%	86%
Texas	481	6	45,618	35,547	798	13%	16%
Alabama	660	9	55,041	34,342	793	34%	16%

26 - 51

	Average over last 7 days		Total Since 22 Jan			Change from 14d Ago* in 14 day avg of daily new	
	New Confirmed	New Deaths	Total Confirmed	Total Recovered	Total Deaths	Confirmed	Deaths
Nevada	817	8	54,588	N/A	752	44%	80%
Tennessee	713	8	58,659	52,737	724	3%	1%
Minnesota	960	10	62,214	54,652	717	-10%	27%
Missouri	629	10	53,674	N/A	698	-19%	71%
Montana	812	9	63,507	47,051	689	-24%	-10%
Wisconsin	785	11	75,753	59,940	679	-31%	-4%
Nebraska	987	16	72,288	36,104	623	-14%	44%
Kansas	778	13	58,821	1,241	613	46%	66%
Ohio	741	7	40,638	27,505	595	22%	101%
Colorado	789	9	45,250	2,421	583	-8%	33%
Idaho	801	9	61,839	24,024	579	1%	14%
N. Carolina	452	4	37,661	30,127	529	34%	19%
California	547	3	34,589	N/A	504	78%	60%
Virginia	320	2	29,881	2,956	492	45%	13%
Oklahoma	756	6	54,710	46,233	479	11%	34%
West Virginia	638	9	30,688	19,575	468	20%	11%
Kentucky	758	6	44,907	6,751	464	14%	28%
Wyoming	920	13	62,579	51,241	460	-26%	45%
New Hampshire	459	4	18,304	14,380	415	41%	126%
Washington	277	4	23,303	N/A	384	51%	70%
Utah	962	3	67,190	47,732	293	-14%	9%
Oregon	351	4	20,033	1,392	245	31%	137%
Alaska	971	4	50,627	9,794	195	17%	111%
Hawaii	71	2	13,308	8,446	185	-12%	142%
Maine	196	4	9,930	7,499	169	12%	113%
Vermont	209	3	8,037	4,729	127	12%	300%

*Change from 14d ago:
Compares 14d-avgs. of Daily New Cases/Deaths
today with 14d-avgs. from 14d ago

This weekend, new cases in **New York** reached +11,217 –
the highest reported new cases since previous peaks in April and June

Sorted by Total Deaths / 1M

N/As due to states revising and updating case counts



United States: Raw Volume



1 - 25

	Average over last 7 days		Total Since 22 Jan			Change from 14d Ago* in 14 day avg of daily new	
	New Confirmed	New Deaths	Total Confirmed	Total Recovered	Total Deaths	Confirmed	Deaths
New York	9,238	57	705,827	87,949	34,958	63%	54%
Texas	13,946	185	1,322,738	1,030,716	23,137	13%	16%
California	21,603	111	1,366,673	N/A	19,928	78%	60%
Florida	9,345	97	1,058,074	N/A	19,177	27%	36%
New Jersey	4,843	49	368,016	46,021	17,321	21%	69%
Illinois	9,637	176	787,573	N/A	14,116	-22%	37%
Pennsylvania	8,879	137	423,100	238,660	11,255	40%	77%
Massachusetts	4,554	40	256,844	169,809	11,004	41%	36%
Michigan	6,918	122	426,576	197,750	10,321	-2%	55%
Georgia	4,556	52	501,405	N/A	9,806	21%	11%
Ohio	8,656	80	475,024	321,505	6,959	22%	101%
Arizona	5,469	45	364,276	56,382	6,950	60%	62%
Louisiana	2,697	25	251,123	202,891	6,584	-4%	45%
Indiana	6,901	80	381,617	224,059	6,242	2%	39%
N. Carolina	4,745	43	394,990	315,979	5,543	34%	19%
Connecticut	2,162	26	127,715	9,800	5,146	12%	103%
Tennessee	4,868	56	400,594	360,152	4,943	3%	1%
Maryland	2,654	32	215,027	8,785	4,846	17%	86%
S. Carolina	2,281	30	232,099	119,844	4,566	25%	15%
Missouri	3,859	62	329,420	N/A	4,284	-19%	71%
Virginia	2,730	20	255,053	25,235	4,200	45%	13%
Minnesota	5,413	58	350,862	308,218	4,043	-10%	27%
Mississippi	1,878	22	164,931	128,746	3,961	32%	22%
Wisconsin	4,573	66	441,067	348,995	3,952	-31%	-4%
Alabama	3,235	45	269,877	168,387	3,889	34%	16%

26 - 51

	Average over last 7 days		Total Since 22 Jan			Change from 14d Ago* in 14 day avg of daily new	
	New Confirmed	New Deaths	Total Confirmed	Total Recovered	Total Deaths	Confirmed	Deaths
Colorado	4,544	50	260,581	13,941	3,356	-8%	33%
Washington	2,107	32	177,447	N/A	2,925	51%	70%
Iowa	2,286	45	244,691	159,063	2,717	-42%	44%
Arkansas	2,097	27	170,924	149,490	2,660	10%	11%
Nevada	2,516	26	168,140	N/A	2,315	44%	80%
Kentucky	3,387	25	200,631	30,161	2,072	14%	28%
Oklahoma	2,992	23	216,486	182,942	1,896	11%	34%
Kansas	2,266	37	171,364	3,615	1,786	46%	66%
New Mexico	1,810	30	108,088	37,041	1,749	-3%	38%
Rhode Island	1,169	10	62,137	3,939	1,413	22%	70%
Nebraska	1,910	31	139,834	69,840	1,205	-14%	44%
South Dakota	870	24	85,991	68,449	1,110	-27%	3%
Idaho	1,432	16	110,510	42,932	1,035	1%	14%
Oregon	1,482	18	84,496	5,870	1,033	31%	137%
North Dakota	618	13	82,981	76,999	1,019	-44%	-16%
Utah	3,085	10	215,407	153,027	939	-14%	9%
West Virginia	1,143	16	54,997	35,082	838	20%	11%
Delaware	666	3	39,912	18,851	793	56%	50%
Montana	868	9	67,875	50,287	736	-24%	-10%
DC	241	2	23,136	16,665	697	39%	69%
New Hampshire	625	5	24,888	19,553	564	41%	126%
Wyoming	533	7	36,218	29,656	266	-26%	45%
Hawaii	101	3	18,842	11,958	262	-12%	142%
Maine	263	5	13,348	10,080	227	12%	113%
Alaska	710	3	37,036	7,165	143	17%	111%
Vermont	131	2	5,015	2,951	79	12%	300%

*Change from 14d ago:
Compares 14d-avgs. of Daily New Cases/Deaths
today with 14d-avgs. from 14d ago

In the past 7 days, reported deaths in **Nebraska** increased 22% (+216 deaths)

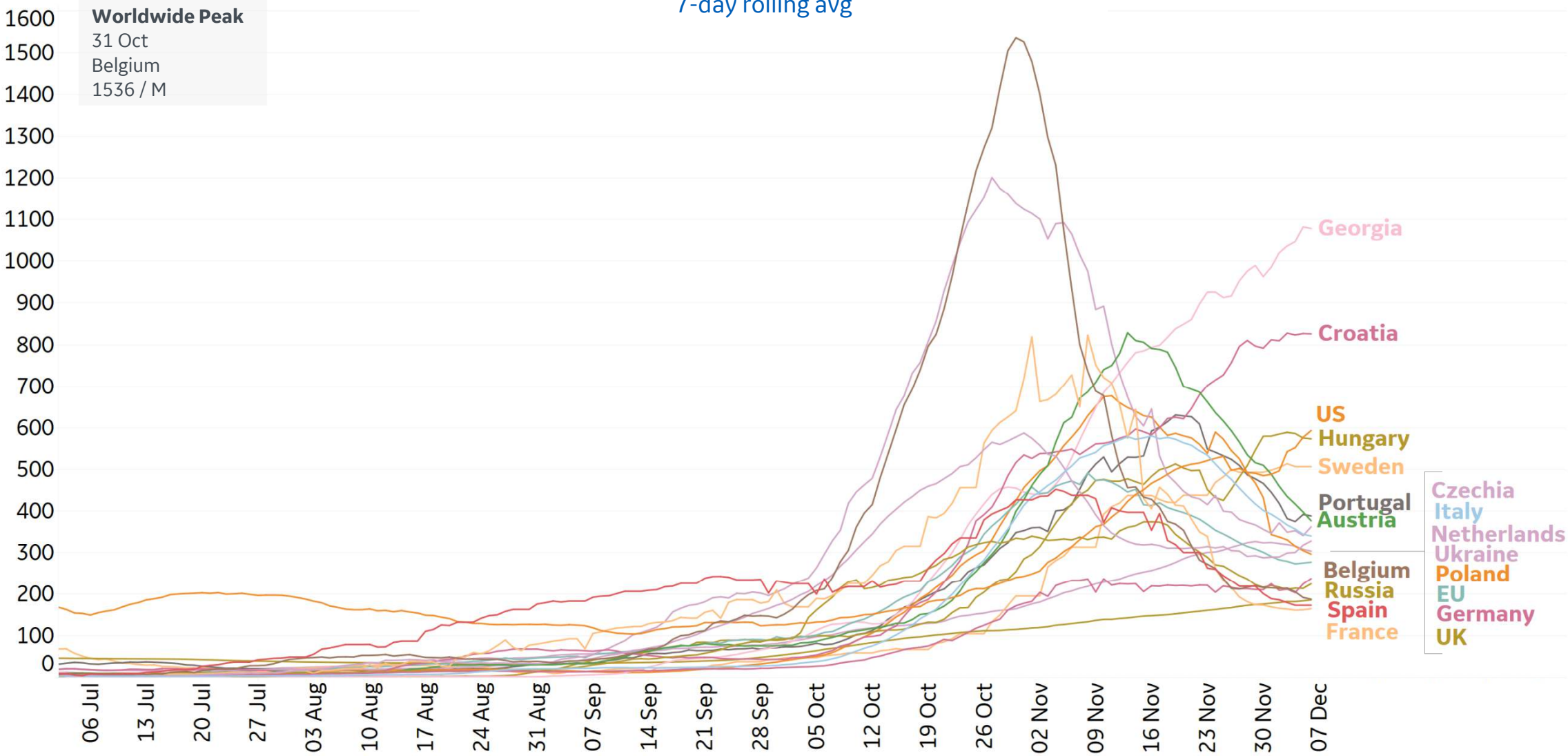
Sorted by Raw Total Deaths

N/As due to states revising and updating case counts



New Confirmed Cases in Select Countries

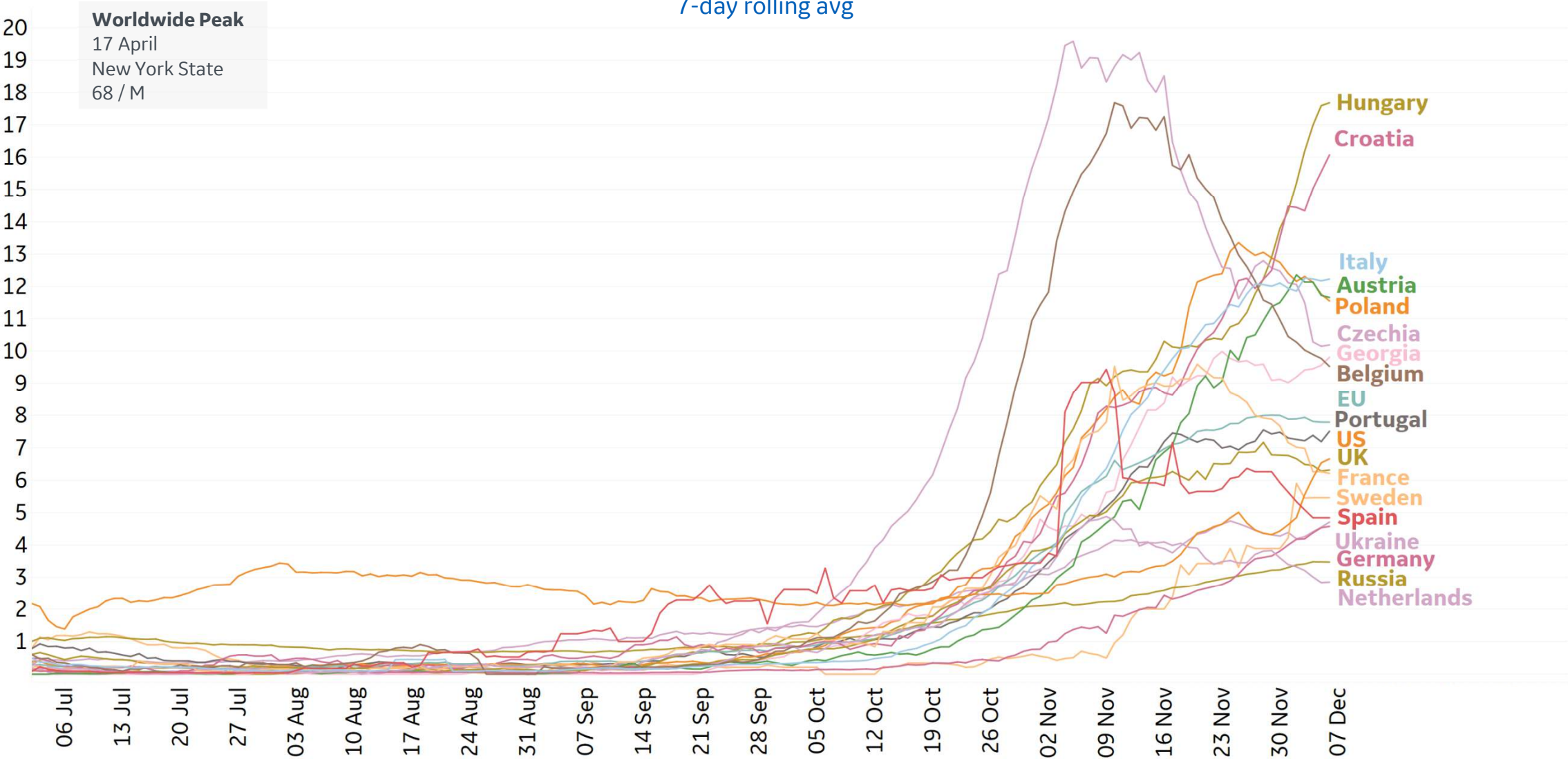
Daily New Confirmed Cases / 1M
7-day rolling avg





New Deaths in Select Countries

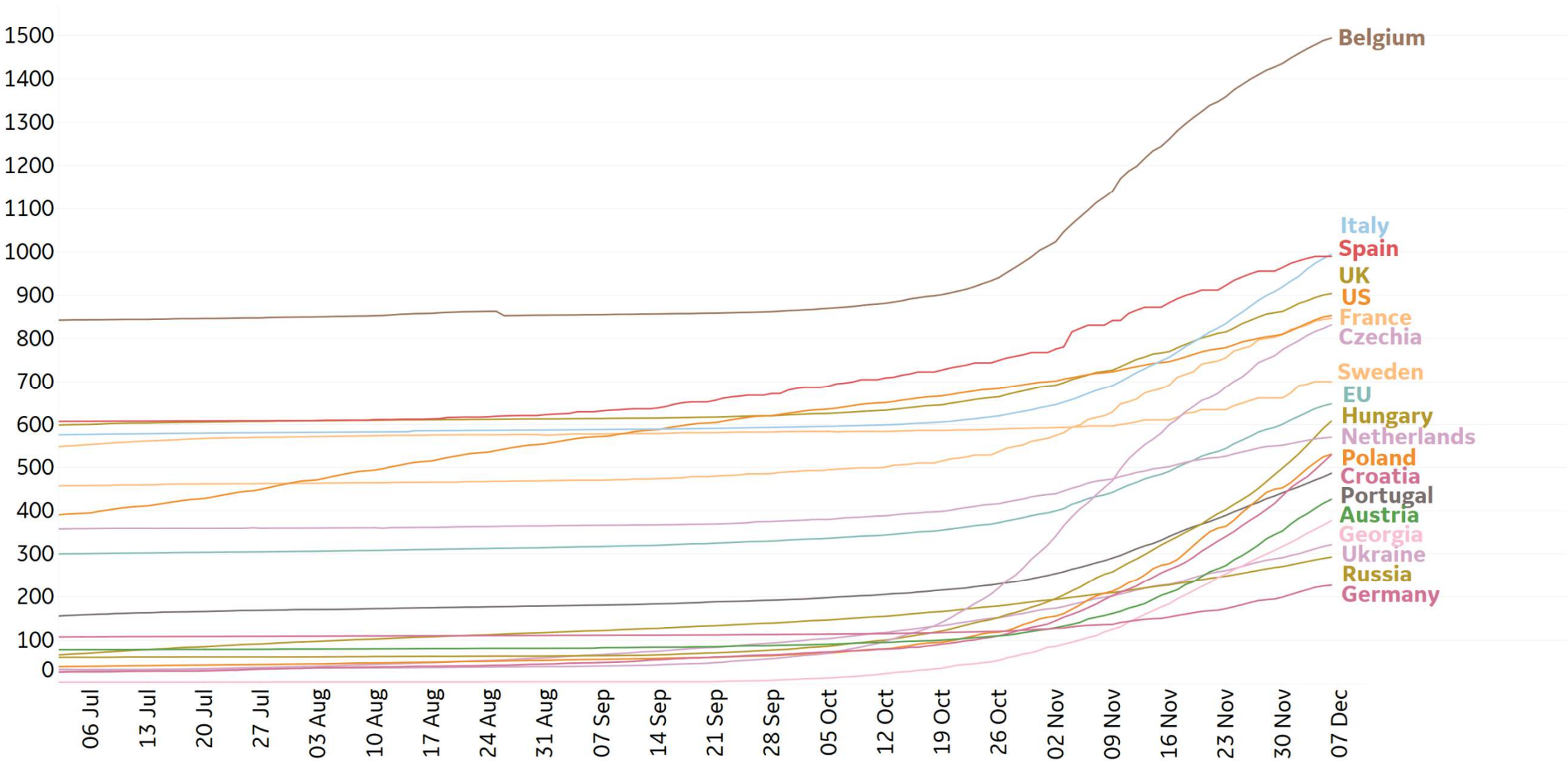
Daily New Deaths / 1M
7-day rolling avg





Cumulative Deaths in Select Countries

Cumulative Deaths / 1M

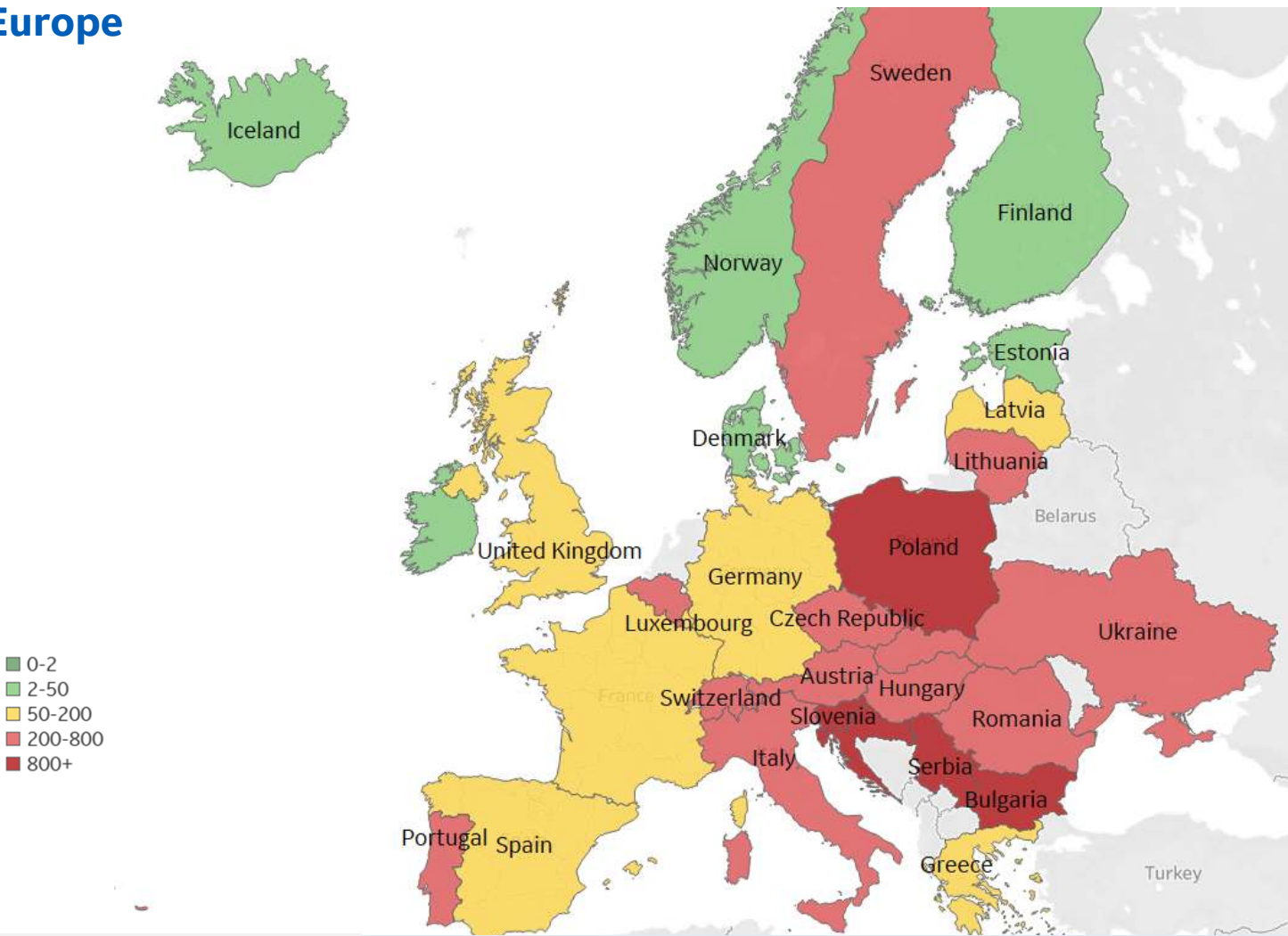






Feature: COVID Multivariate Index, Europe

Europe



Index = (RC + RD) * RP

RD = $90 * (D_1 + (D_2/2) + (D_3/3))$
RC = $C_1 + (C_2/2) + (C_3/3)$
RP = Avg(Ppc, last 14 days)

Legend

RC: Recent Cases
RD: Recent Deaths
RP: Recent Positivity

D: Deaths / 1M, daily new
C: Confirmed Cases / 1M, daily new
Ppc: % Positive Cases, daily new

₁: 0-7 days ago
₂: 8-14 days ago
₃: 15-21 days ago

Based on Recent Cases, Deaths, and Positivity

Excludes countries that have not reported positivity in over 7 days

	Recent Cases Index	Recent Deaths Ind..	Recent Positivity	Multivariate Index
Bulgaria	772	3,035	39.2%	1,494
Slovenia	1,284	3,588	26.6%	1,298
Poland	798	2,039	44.5%	1,263
Macedonia	876	2,358	37.5%	1,214
Croatia	1,414	2,129	34.1%	1,207
Serbia	1,745	1,093	33.8%	959
Hungary	986	2,266	22.2%	721
Czech Republic	703	2,026	21.3%	581
Romania	672	1,393	26.7%	552
Austria	979	1,803	17.9%	499
Switzerland	859	1,795	18.3%	486
Ukraine	567	713	33.2%	425
Italy	795	1,936	13.5%	370
Lithuania	1,233	951	15.5%	338
Portugal	853	1,188	13.7%	280
Belgium	443	1,953	9.7%	233
Slovakia	473	717	17.5%	208
Sweden	903	762	12.2%	202
France	409	1,281	11.6%	196
Greece	349	1,433	10.8%	192

Asia



Based on Recent Cases, Deaths, and Positivity
Excludes countries that have not reported positivity in over 7 days

	Recent Cases Index	Recent Deaths Index	Recent Positivity	Multivariate Index
Iran	288.7	776.9	31.9%	340
Jordan	762.7	939.6	18.8%	321
Palestine	652.3	441.5	25.1%	275
Turkey	528.3	339.3	11.6%	100
Russia	325.2	544.2	5.1%	44
Nepal	90.0	100.3	17.2%	33
Iraq	94.9	139.7	8.1%	19
Indonesia	36.6	75.9	14.3%	16
Kuwait	140.5	85.3	5.8%	13
Bangladesh	24.0	31.6	14.2%	8
Israel	231.5	150.8	1.9%	7
Maldives	140.5	47.6	3.6%	7
Qatar	121.5	14.1	4.8%	7
Kazakhstan	89.6	71.1	2.8%	4
India	50.7	59.2	3.8%	4
Japan	31.0	28.7	6.5%	4
Philippines	25.0	47.3	5.0%	4
United Arab Emira..	230.2	49.8	1.1%	3
Bahrain	169.4	21.4	1.5%	3
Saudi Arabia	13.1	64.3	0.6%	0

Index = (RC + RD) * RP

RD = 90 * (D₁ + (D₂/2) + (D₃/3))
RC = C₁ + (C₂/2) + (C₃/3)
RP = Avg(Ppc, last 14 days)

Legend

RC: Recent Cases, County
RD: Recent Deaths, County
RP: Recent Positivity, State

D: Deaths / 1M, daily new
C: Confirmed Cases / 1M, daily new
Ppc: % Positive Cases, daily new

₁: 0-7 days ago
₂: 8-14 days ago
₃: 15-21 days ago



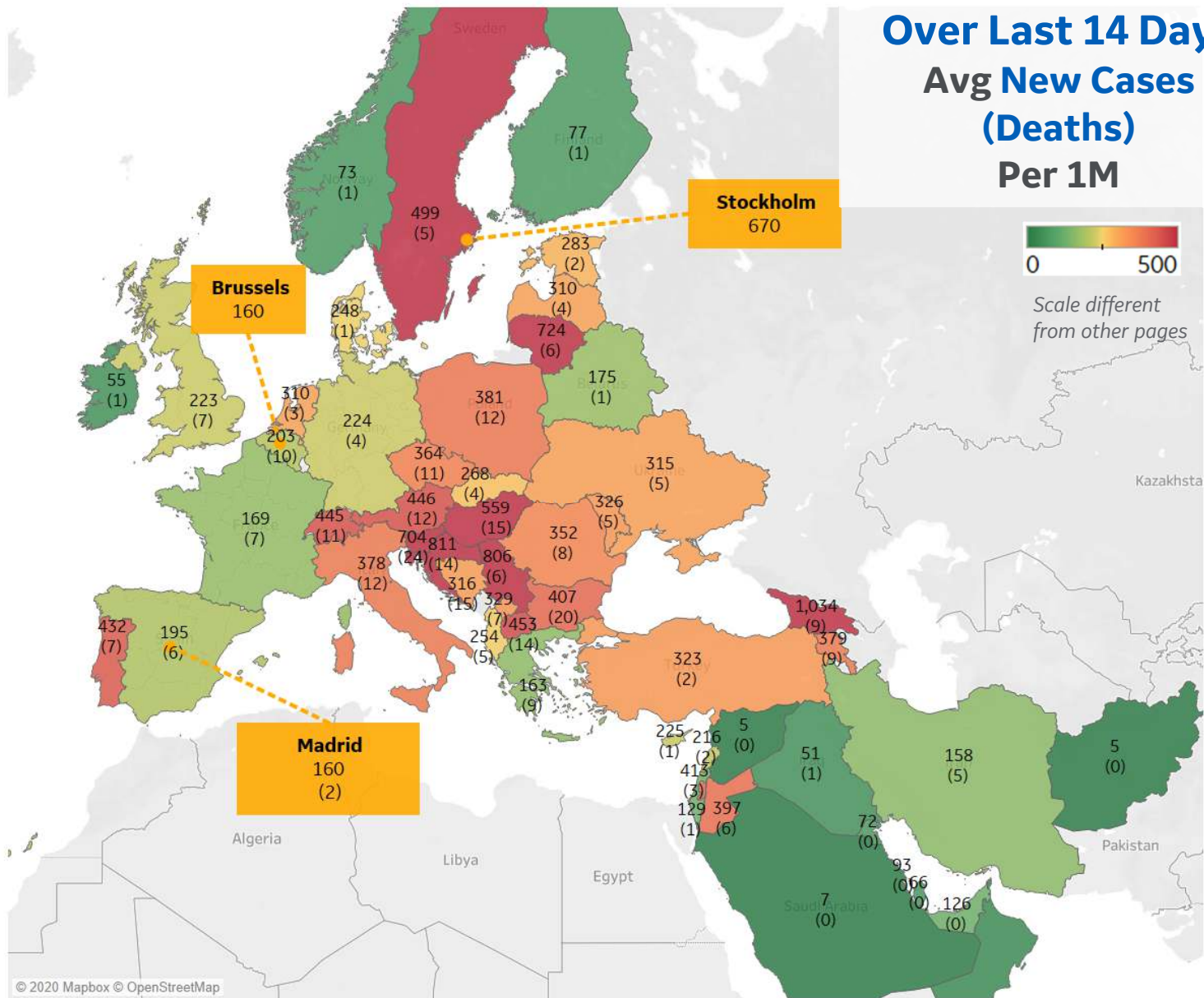
Per 1M in Region

	Today	Change
Active Cases	11,089	+0.6%
Confirmed	201 new	+0.9%
Deaths	4 new	+0.7%
Recovered	132 new	+1.3%

Most Daily New Cases / 1M

Georgia	1,034
Croatia	811
Serbia	806
Lithuania	724
Slovenia	704
Hungary	559
Sweden	499
North Macedonia	453
Austria	446
Switzerland	445

* Excludes regions with population < 1M





Mexico

Per 1M in Region

	Today	Change
Active Cases	1,551	+0.3%
Confirmed	58 new	+1%
Deaths	2 new	+0.2%
Recovered	51 new	+0.8%

Most Daily New Cases / 1M

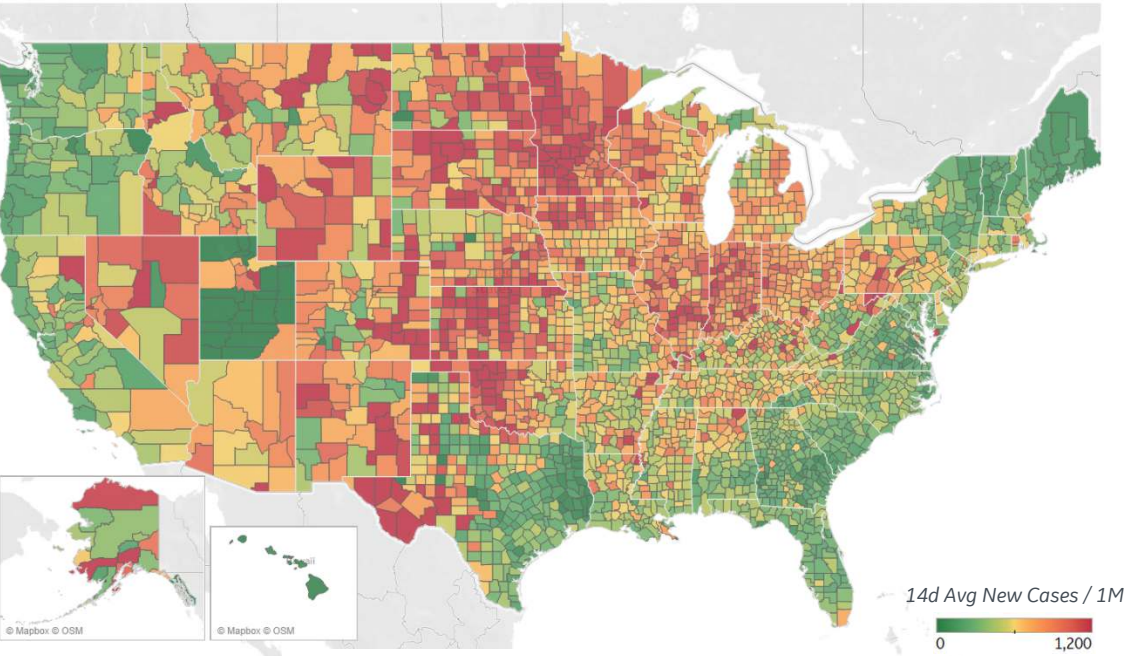
Distrito Federal	408
Querétaro	174
Zacatecas	148
Aguascalientes	140
Durango	138
Guanajuato	112
Baja California Sur	102
Nuevo León	98
Coahuila	95
Sonora	87





US Counties: Recent Cases and Deaths

Average New Cases per 1M Over Last 14 Days

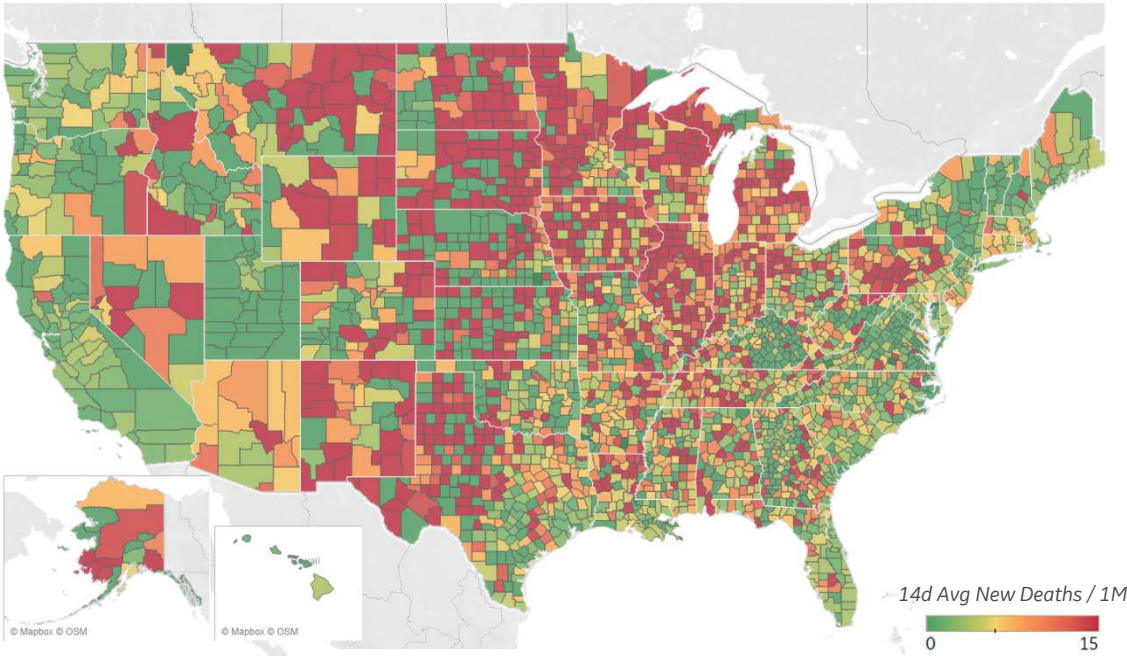


Top 10 by New Confirmed

Avg New Confirmed Cases / 1M

Lubbock County, TX	1,396
Anoka County, MN	1,082
Douglas County, NE	1,046
Dakota County, MN	1,017
St. Joseph County, IN	1,013
Providence County, RI	972
Washoe County, NV	963
Anchorage Municipality, AK	958
Utah County, UT	954
Hamilton County, IN	930

Average New Deaths per 1M Over Last 14 Days



Top 10 by New Deaths

Avg New Deaths/ 1M

Lubbock County, TX	23
El Paso County, TX	22
Madison County, IL	18
Cumberland County, PA	18
Luzerne County, PA	17
Westmoreland County, PA	16
Winnebago County, IL	14
Ottawa County, MI	13
Douglas County, NE	13
Summit County, OH	12

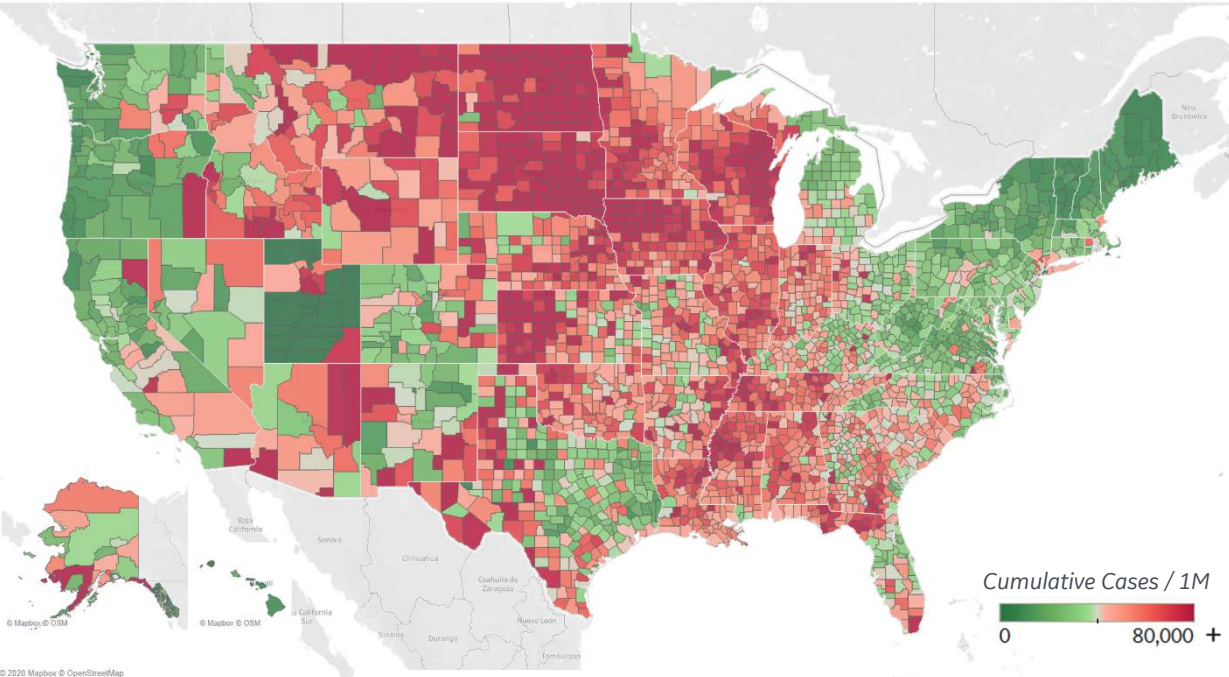
Note: Lists includes counties
≥ 250K population



US Counties: Cumulative Cases and Deaths

Updated 7 Dec 2020, 3:30 GMT 16

Confirmed **Cases** per 1M to date

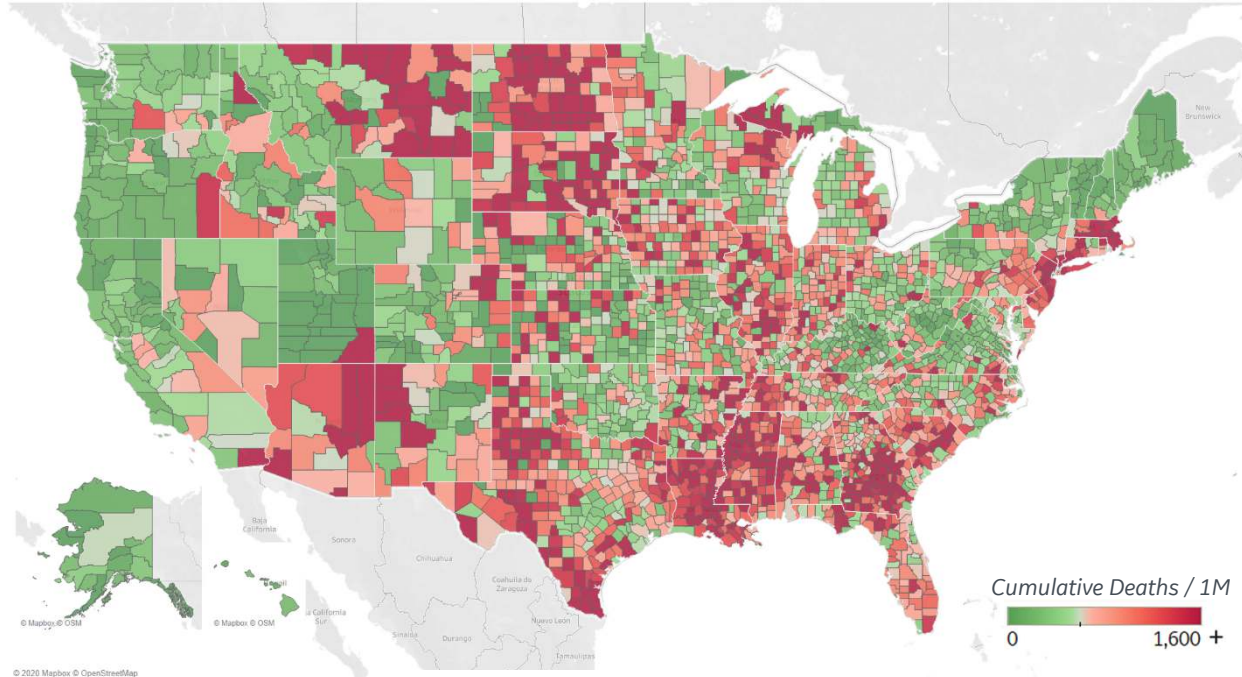


Top 10 Counties

Total Confirmed Cases / 1M

Lubbock County, TX	110,909
El Paso County, TX	106,957
Brown County, WI	92,450
Miami-Dade County, FL	89,457
Utah County, UT	83,868
Milwaukee County, WI	82,403
Douglas County, NE	77,402
Webb County, TX	76,876
Waukesha County, WI	75,572
Salt Lake County, UT	75,254

Reported **Deaths** per 1M to date



Top 10 Counties

Total Reported Deaths / 1M

New York City*	4,516
Essex County, NJ	2,827
Cameron County, TX	2,668
Passaic County, NJ	2,666
Union County, NJ	2,606
Hidalgo County, TX	2,406
Hudson County, NJ	2,390
Bergen County, NJ	2,322
Rockland County, NY	2,124
Hampden County, MA	1,996

Note: Lists includes counties $\geq 250K$ population

* New York City counties aggregated into one reporting area



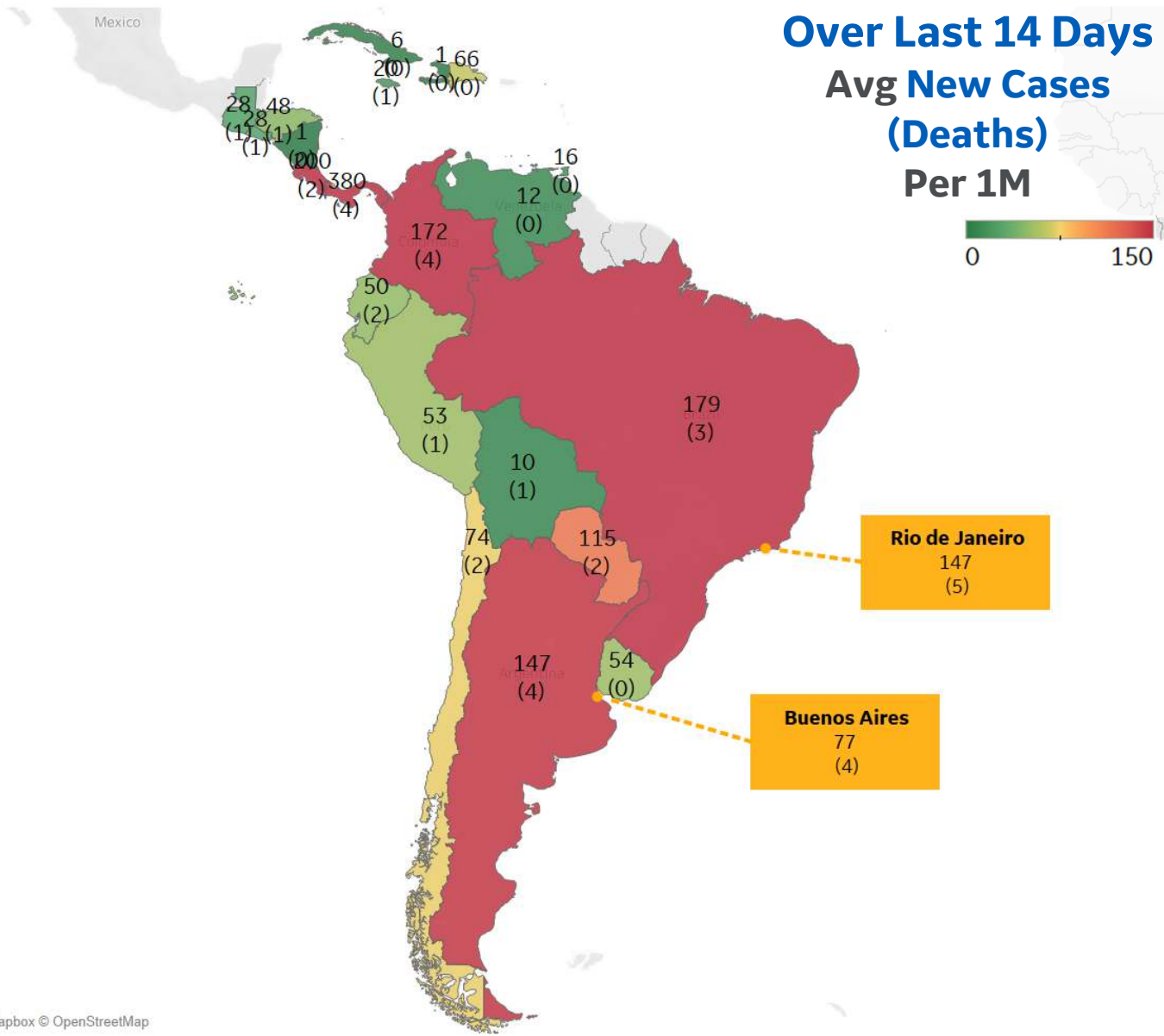
Per 1M in Region

	Today	Change
Active Cases	1,987	+1.7%
Confirmed	93 new	+0.4%
Deaths	2 new	+0.2%
Recovered	58 new	+0.3%

Most Daily New Cases / 1M

Panama	380
Costa Rica	200
Brazil	179
Colombia	172
Argentina	147
Paraguay	115
Chile	74
Dom. Rep.	66
Uruguay	54
Peru	53

* Excludes regions with population < 1M





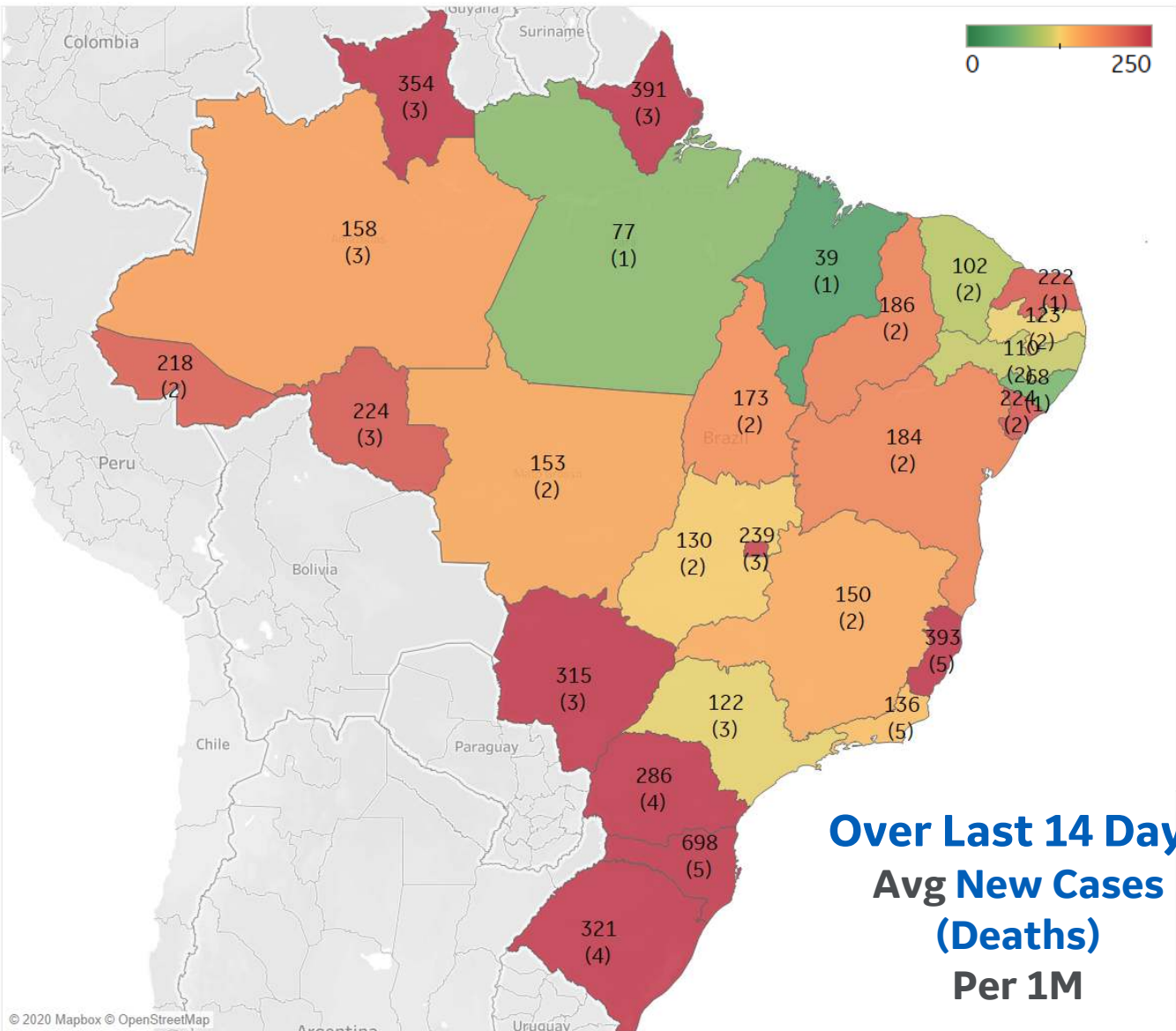
Per 1M in Region

	Today	Change
Active Cases	2,634	+4.5%
Confirmed	124 new	+0.4%
Deaths	1 new	+0.2%
Recovered	8 new	+0%

Most Daily New Cases / 1M

Santa Catarina	698
Espírito Santo	393
Rio Grande do ..	321
MatoGrosso do ..	315
Paraná	286
Distrito Federal	239
Sergipe	224
Rondônia	224
Rio Grande do ..	222
Piauí	186

* Excludes regions with population < 1M



Over Last 14 Days
Avg New Cases
(Deaths)
Per 1M



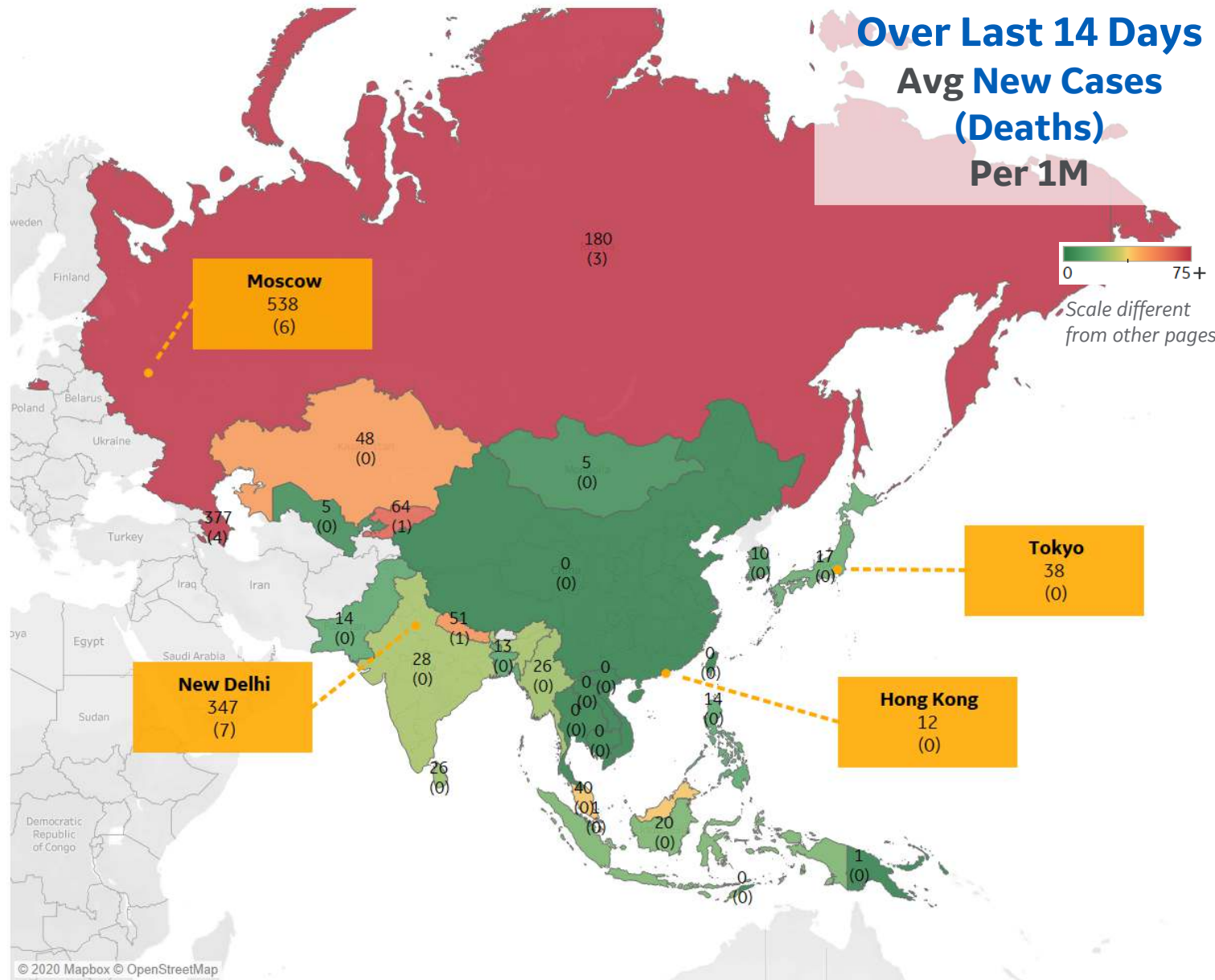
Per 1M in Region

	Today	Change
Active Cases	296	-0.1%
Confirmed	20 new	+0.6%
Deaths	0.3 new	+0.5%
Recovered	20 new	+0.6%

Most Daily New Cases / 1M

Azerbaijan	377
Russia	180
Kyrgyzstan	64
Nepal	51
Kazakhstan	48
Malaysia	40
India	28
Myanmar	26
Sri Lanka	26
Indonesia	20

* Excludes regions with population < 1M





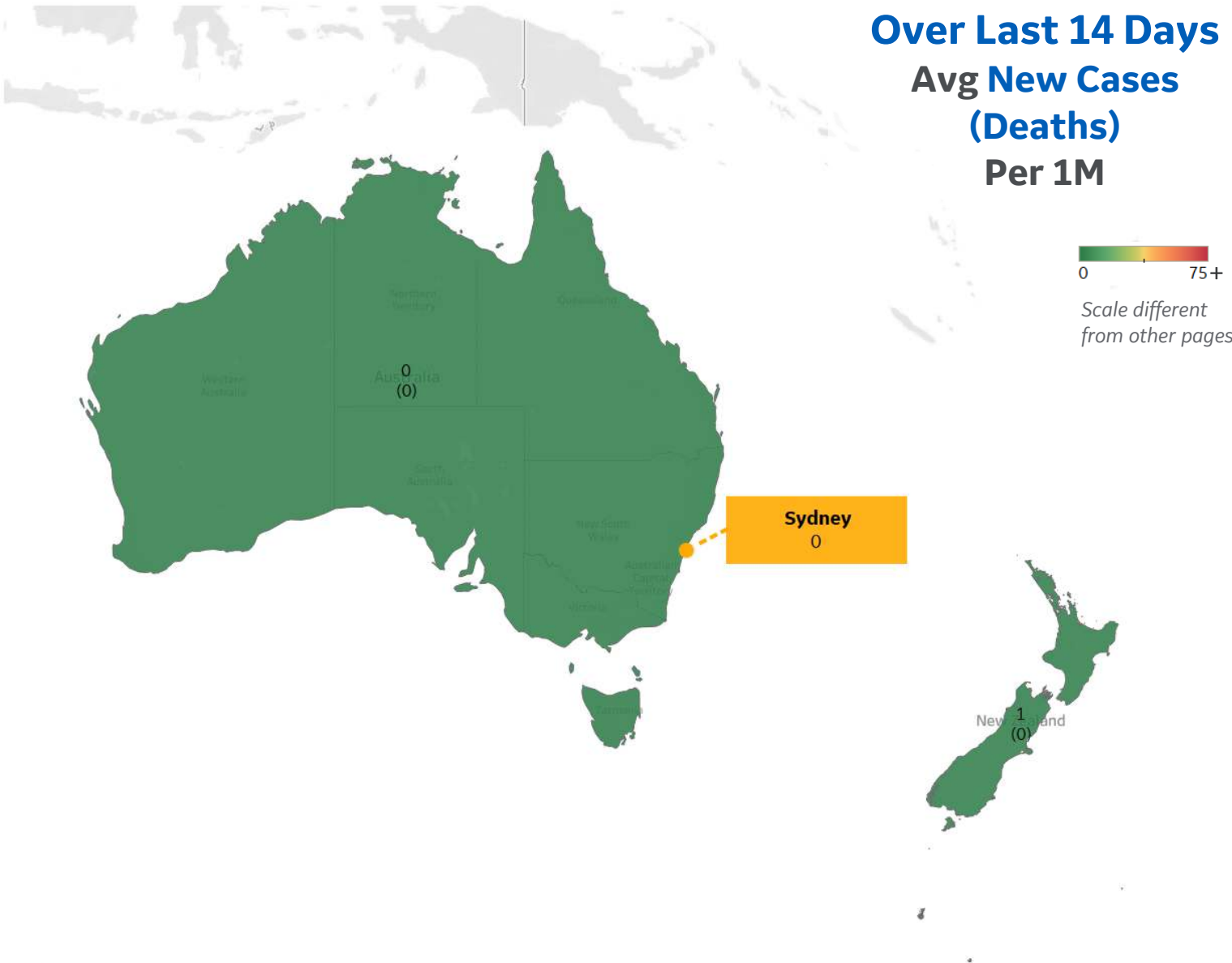
Per 1M in Region

	Today	Change
Active Cases	48	+0.3%
Confirmed	0 new	+0.03%
Deaths	0 new	+0%
Recovered	0 new	+0%

Most Daily New Cases / 1M

New Zealand	1
Australia	0

* Excludes regions with population < 1M





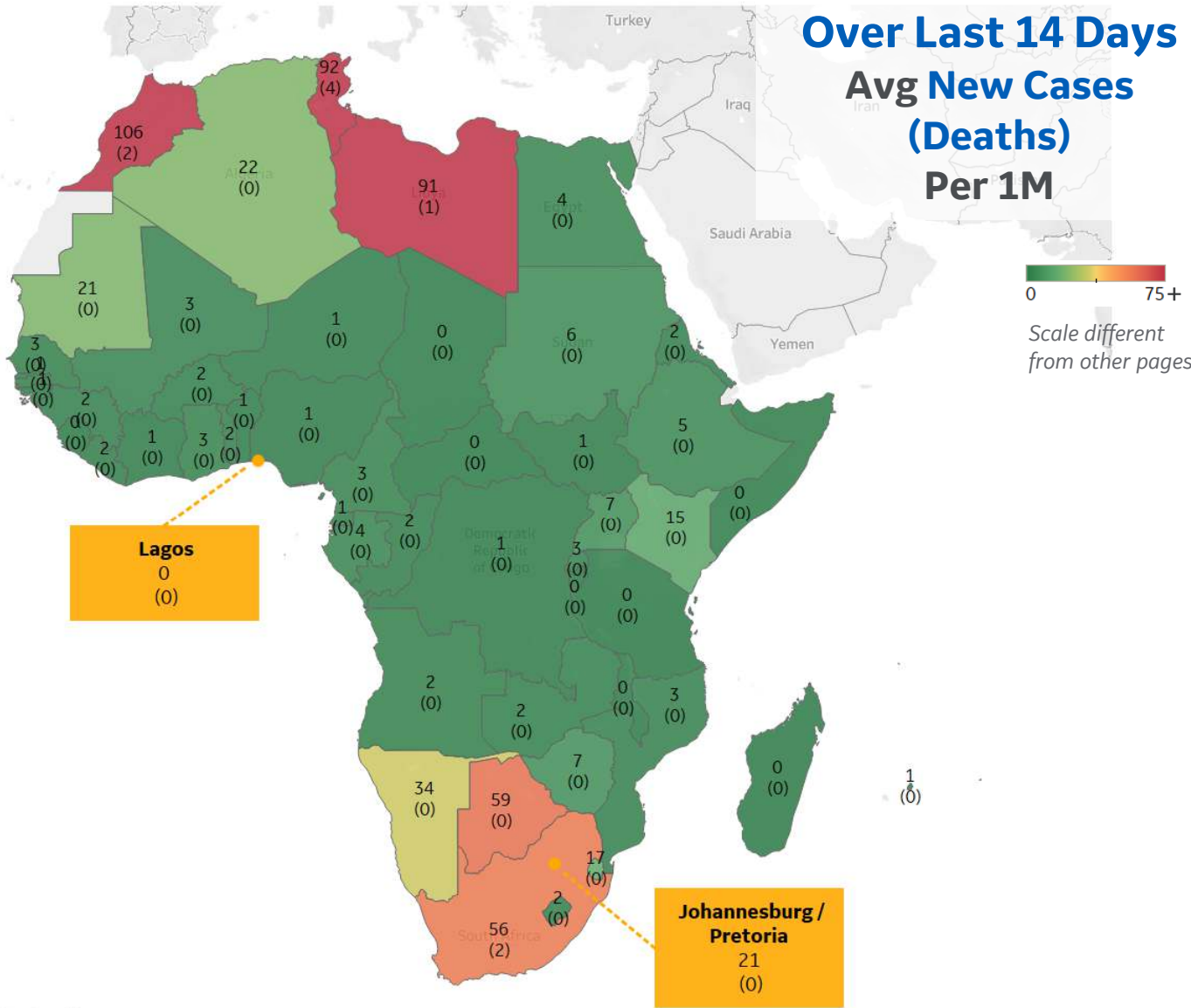
Per 1M in Region

	Today	Change
Active Cases	212	+1.9%
Confirmed	10 new	+0.6%
Deaths	0.2 new	+0.6%
Recovered	6 new	+0.4%

Most Daily New Cases / 1M

Morocco	106
Tunisia	92
Libya	91
Botswana	59
South Africa	56
Namibia	34
Algeria	22
Mauritania	21
Eswatini	17
Kenya	15

* Excludes regions with population < 1M





Sources



** Per 1M = Per 1 Million Population unless otherwise noted

Johns Hopkins Coronavirus Resource Center:

<https://coronavirus.jhu.edu/map.html>

Worldometer Coronavirus Reporting:

<https://www.worldometers.info/coronavirus/>

Public Health England:

<https://www.gov.uk/government/publications/covid-19-track-coronavirus-cases>

US Department of Homeland Security, Homeland Infrastructure Foundation-Level Data:

<https://hifld-geoplatform.opendata.arcgis.com/datasets/hospitals>

City of New York, NYC Health:

<https://www1.nyc.gov/site/doh/covid/covid-19-data.page>

Chicago Coronavirus Latest Data:

<https://www.chicago.gov/city/en/sites/covid-19/home/latest-data.html>

National Health Commission of the PRC:

<http://www.nhc.gov.cn/xcs/yqtb/202003/bf66696029ba420098164607240074f8.shtml>

Korean Centers for Disease Control and Prevention:

http://www.cdc.go.kr/cdc_eng/

CDC, Severe Outcomes Among Patients with Coronavirus Disease 2019 (COVID-19):

<https://www.cdc.gov/mmwr/volumes/69/wr/mm6912e2.htm>

Italian Department of Civil Protection, COVID Monitoring:

<http://opendatadpc.maps.arcgis.com/apps/opsdashboard/index.html#/b0c68bce2cce478eaac82fe38d4138b1>

The COVID Tracking Project:

<https://covidtracking.com/data/>

UK Office for National Statistics:

<https://www.ons.gov.uk/peoplepopulationandcommunity/birthsdeathsandmarriages/deaths/bulletins/deathsregisteredweeklyinenglandandwalesprovisional/weekending24april2020>

COVID-19 Information for Switzerland:

<https://www.corona-data.ch/>

The COVID Tracking Project:

<https://covidtracking.com/data/api>

European Centre for Disease Prevention and Control:

<https://www.ecdc.europa.eu/en/publications-data/download-data-hospital-and-icu-admission-rates-and-current-occupancy-covid-19>

Worldwide Survival Rate, last 30d calculation =

$$\frac{[(Total\ Confirmed - Total\ Confirmed\ 30d\ ago) - (Total\ Deaths - Total\ Deaths\ 30d\ ago)]}{(Total\ Confirmed - Total\ Confirmed\ 30d\ ago)}$$

Provincial Health Services Authority of Canada. BC Center for Disease Control:

<http://www.bccdc.ca/about/news-stories/stories/2020/information-on-novel-coronavirus>

Secretary of Health, Mexico:

<https://www.gob.mx/salud/en>

OECD Economic Outlooks, Statistics:

https://www.oecd-ilibrary.org/economics/data/oecd-economic-outlook-statistics-and-projections_eo-data-en

Public Health Authority of Sweden:

<https://www.folkhalsomyndigheten.se/smittskydd-beredskap/utbrott/aktuella-utbrott/covid-19/bekraftade-fall-i-sverige>

National Public Health Agency of France:

<https://www.santepubliquefrance.fr/regions/ile-de-france/documents/bulletin-regional/2020/covid-19-point-epidemiologique-en-ile-de-france-du-23-avril-2020>

Florida Department of Health, COVID-19 Response:

<https://floridahealthcovid19.gov>

CDC:

<https://www.cdc.gov/covid-data-tracker/index.html#demographics>

CDC Provisional COVID19 Deaths Counts

<https://data.cdc.gov/NCHS/Provisional-COVID-19-Death-Counts-by-Sex-Age-and-S/9bhg-hcku>