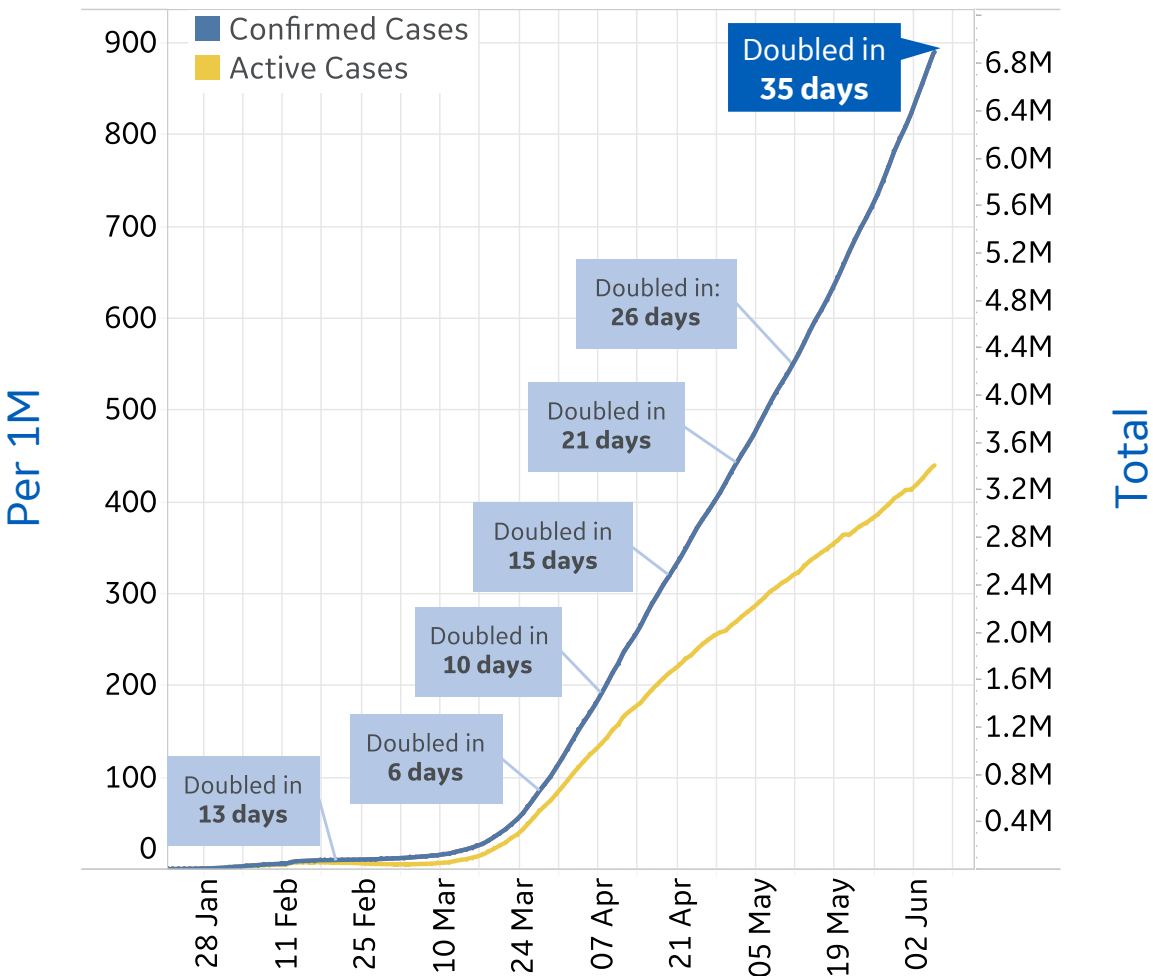




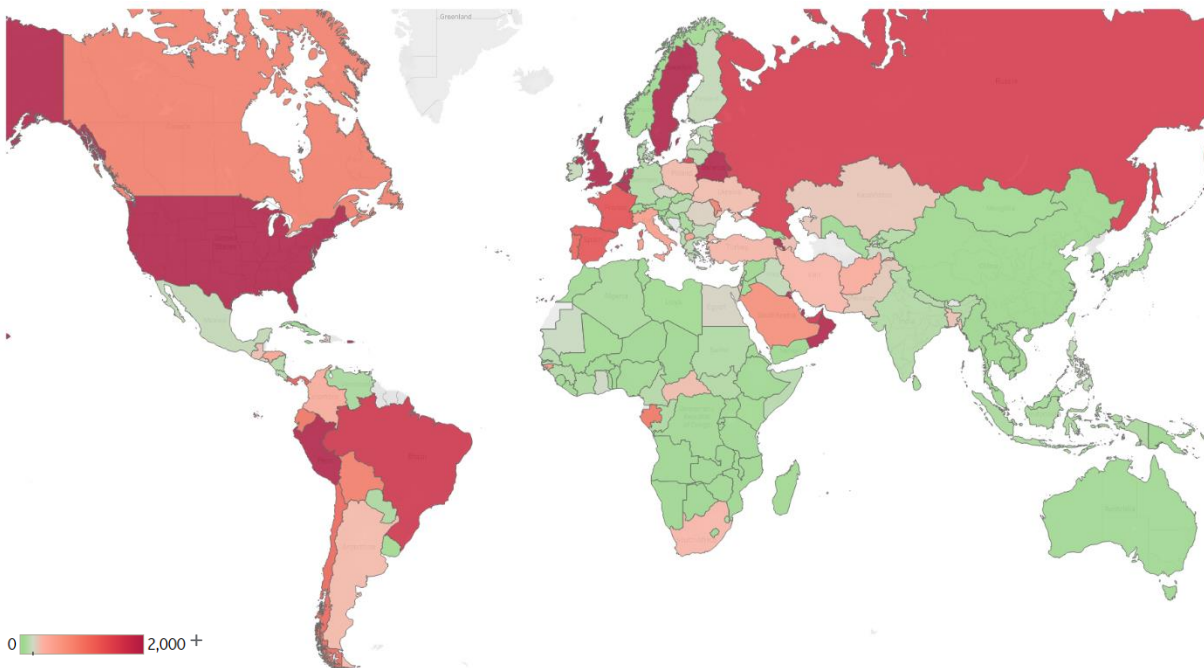
Global Confirmed & Active Cases

Trend since 22 Jan



Today per 1M

Active cases = Confirmed - Recovered - Deaths



Per 1M:	Today		Change
Active Today	440		+1%
Active	7	new	+1%
Confirmed	16	new	+2%
Deaths	0.5	new	+1%
Recovered	9	new	+2%



Key

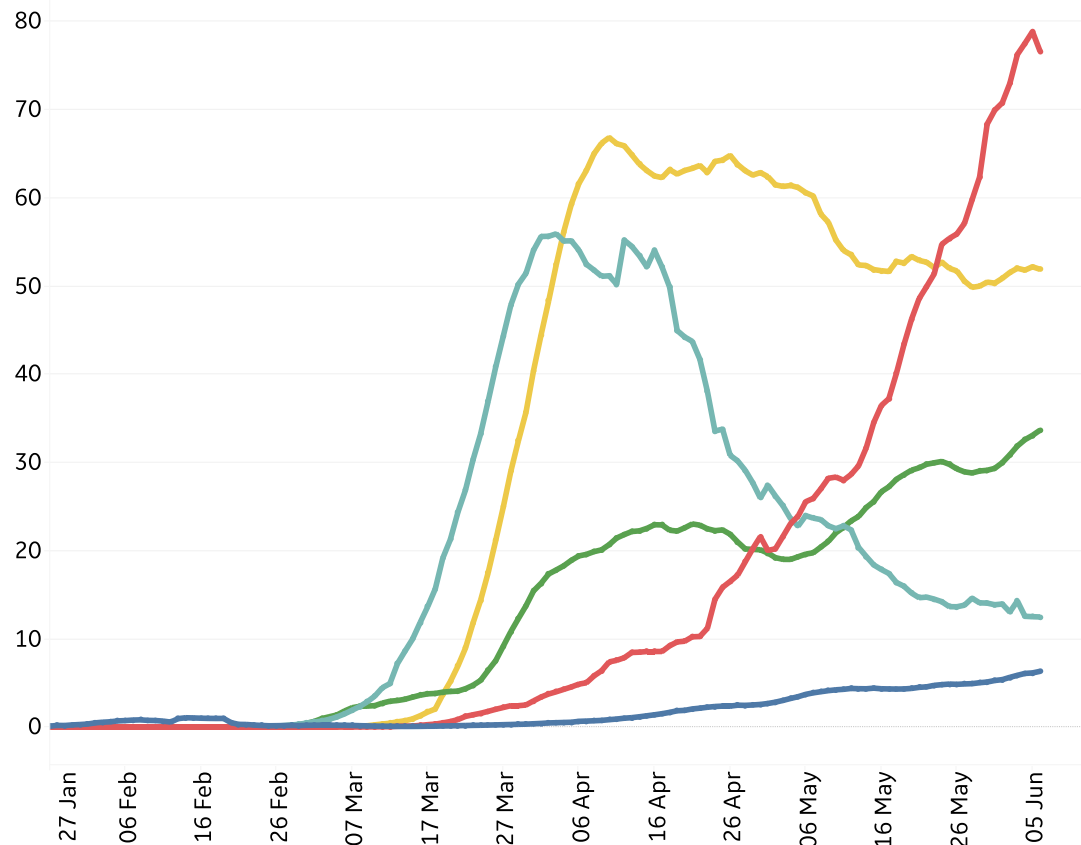
Europe

Middle East

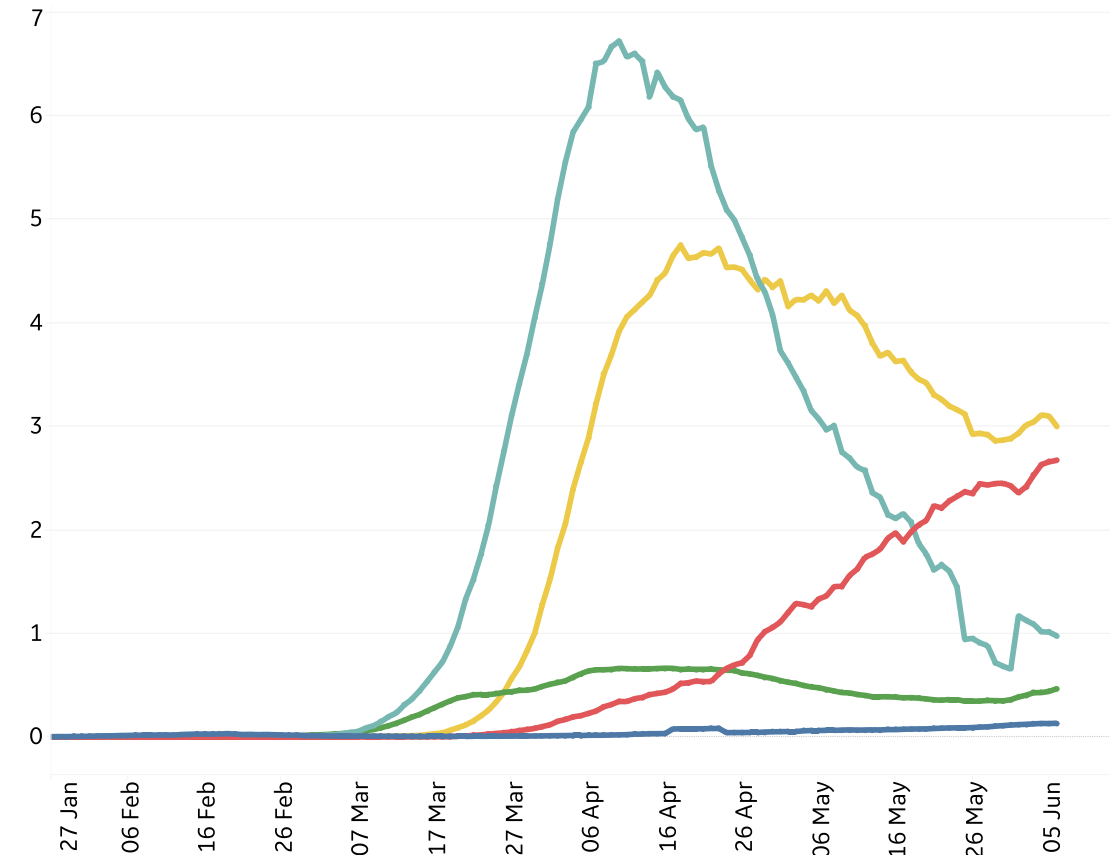
Central/South America

Asia

7-day rolling average



7-day rolling average





Top 50 Countries: Per 1M



1 - 25

	Active Today	Today			Total since 22 Jan		
		Confirmed	Deaths	Recovered	Total Confirmed	Total Deaths	Total Recovered
Qatar	8,544	590	1	553	23,323	18	14,761
US	3,956	69	2	27	5,801	332	1,513
Sweden	3,885	94	2	0	4,346	461	0
UK	3,602	23	3	0	4,217	597	18
Peru	3,146	132	4	107	5,816	161	2,509
Bahrain	3,117	322	1	277	8,453	14	5,322
Belgium	2,873	14	1	7	5,097	827	1,397
Armenia	2,853	185	2	69	4,172	64	1,255
Kuwait	2,715	114	2	235	7,290	59	4,515
Belarus	2,590	93	0	101	5,053	28	2,436
Oman	2,446	182	0	0	3,136	14	676
Netherlands	2,412	11	0	0	2,775	352	11
Singapore	2,212	59	0	60	6,414	4	4,198
UAE	1,712	63	0	73	3,869	28	2,129
Brazil	1,693	127	4	48	3,165	169	1,304
Russia	1,586	61	1	60	3,139	39	1,514
France	1,389	9	0	5	2,922	447	1,087
Spain	1,365	7	0	0	5,161	580	3,216
Panama	1,275	125	4	93	3,709	89	2,345
Portugal	1,184	37	1	28	3,369	145	2,041
Chile	1,171	274	5	233	6,683	81	5,431
Ecuador	1,026	65	4	25	2,422	204	1,191
Gabon	1,010	0	0	0	1,393	9	374
Bolivia	943	54	2	14	1,144	39	163
Moldova	925	65	2	52	2,358	82	1,351

26 - 50

	Active Today	Today			Total since 22 Jan		
		Confirmed	Deaths	Recovered	Total Confirmed	Total Deaths	Total Recovered
Canada	915	14	2	27	2,556	208	1,433
EU	788	10	0	7	2,649	288	1,574
Eq. Guinea	780	0	0	0	931	9	143
Saudi Arabia	758	90	1	34	2,840	19	2,062
Dom. Rep.	621	45	1	17	1,769	49	1,099
Guinea-Bissau	611	0	0	0	695	6	78
Italy	593	4	1	21	3,883	560	2,730
North Macedo..	540	60	1	4	1,399	72	787
Honduras	526	19	0	2	621	25	70
Afghanistan	447	15	0	2	502	8	47
Colombia	430	0	0	0	722	24	269
South Africa	350	43	1	20	775	16	409
Iran	347	27	1	27	2,017	98	1,572
Turkey	347	10	0	22	2,006	55	1,604
Argentina	336	22	0	2	487	14	137
Poland	322	15	0	6	687	30	334
Ukraine	321	13	0	10	620	18	280
Central Africa..	316	25	0	2	325	1	8
Azerbaijan	309	37	0	15	714	8	397
Guatemala	303	17	1	4	379	13	63
Bangladesh	297	16	0	3	383	5	81
Kazakhstan	283	11	0	12	666	3	380
Israel	279	22	0	2	2,051	34	1,738
Pakistan	269	21	0	6	425	9	147
Total World	440	16	0	9	890	52	398

Several countries are revising and updating case counts

New Confirmed cases in **Sweden** increased 19% since 3 June

Top 50 countries selected by Active Cases / 1M
Excluded countries with population < 1M



Top 50 Countries: Raw Volume

1 - 25

		Today			Total since 22 Jan		
	Active Cases	Confirmed	Deaths	Recovered	Total Confirmed	Total Deaths	Total Recovered
US	1,309,410	22,681	670	9,143	1,920,061	109,802	500,849
Brazil	359,767	27,075	904	10,209	672,846	35,930	277,149
EU	350,647	4,495	202	3,300	1,179,467	128,028	700,792
UK	244,516	1,560	204	2	286,294	40,548	1,230
Russia	231,450	8,846	197	8,698	458,102	5,717	220,935
Peru	103,726	4,358	139	3,517	191,758	5,301	82,731
France	90,690	579	31	302	190,759	29,145	70,924
Spain	63,799	332	1	0	241,310	27,135	150,376
Pakistan	59,467	4,734	97	1,383	93,983	1,935	32,581
Bangladesh	48,855	2,635	35	521	63,026	846	13,325
Netherlands	41,330	183	6	0	47,541	6,030	181
Sweden	39,231	948	17	0	43,887	4,656	0
Italy	35,877	270	72	1,297	234,801	33,846	165,078
Canada	34,538	528	72	1,013	96,475	7,850	54,087
Belgium	33,302	165	14	78	59,072	9,580	16,190
Turkey	29,227	878	21	1,922	169,218	4,669	135,322
Iran	29,178	2,269	75	2,297	169,425	8,209	132,038
Saudi Arabia	26,402	3,121	34	1,175	98,869	676	71,791
Qatar	24,617	1,700	2	1,592	67,195	51	42,527
Belarus	24,473	883	4	949	47,751	263	23,015
Chile	22,387	5,246	93	4,459	127,745	1,541	103,817
Colombia	21,885	0	0	0	36,759	1,204	13,670
South Africa	20,763	2,539	44	1,170	45,973	952	24,258
Ecuador	18,100	1,153	74	452	42,728	3,608	21,020
Afghanistan	17,394	582	18	68	19,551	327	1,830

26 - 50

		Today			Total since 22 Jan		
	Active Cases	Confirmed	Deaths	Recovered	Total Confirmed	Total Deaths	Total Recovered
UAE	16,932	626	1	724	38,268	275	21,061
Argentina	15,192	983	16	92	22,020	648	6,180
Ukraine	14,051	559	15	450	27,101	785	12,265
Singapore	12,943	344	1	350	37,527	25	24,559
Oman	12,493	930	0	0	16,016	72	3,451
Poland	12,192	576	16	231	25,986	1,153	12,641
Portugal	12,070	382	9	281	34,351	1,474	20,807
Kuwait	11,595	487	10	1,005	31,131	254	19,282
Bolivia	11,002	630	27	163	13,358	454	1,902
Armenia	8,454	547	7	207	12,364	190	3,720
Dom. Rep.	6,740	487	11	183	19,195	536	11,919
Panama	5,500	541	16	399	16,004	386	10,118
Guatemala	5,429	307	14	80	6,792	230	1,133
Kazakhstan	5,323	199	1	232	12,511	53	7,135
Bahrain	5,303	548	2	471	14,383	24	9,056
Honduras	5,208	184	2	20	6,155	250	697
Moldova	3,730	264	8	210	9,511	331	5,450
Azerbaijan	3,131	379	2	153	7,239	84	4,024
Israel	2,415	190	4	16	17,752	295	15,042
Gabon	2,247	0	0	0	3,101	21	833
Central Africa..	1,528	119	1	8	1,570	5	37
Guinea-Bissau	1,203	0	0	0	1,368	12	153
North Macedo..	1,124	125	2	8	2,915	151	1,640
Eq. Guinea	1,094	0	0	0	1,306	12	200
Total World	3,405,662	126,295	3,838	72,701	6,891,213	399,718	3,085,833

Several countries are revising and updating case counts

Average New deaths in **India** increased 34% in the last 7 days

Top 50 countries selected by Active Cases / 1M
Excluded countries with population < 1M



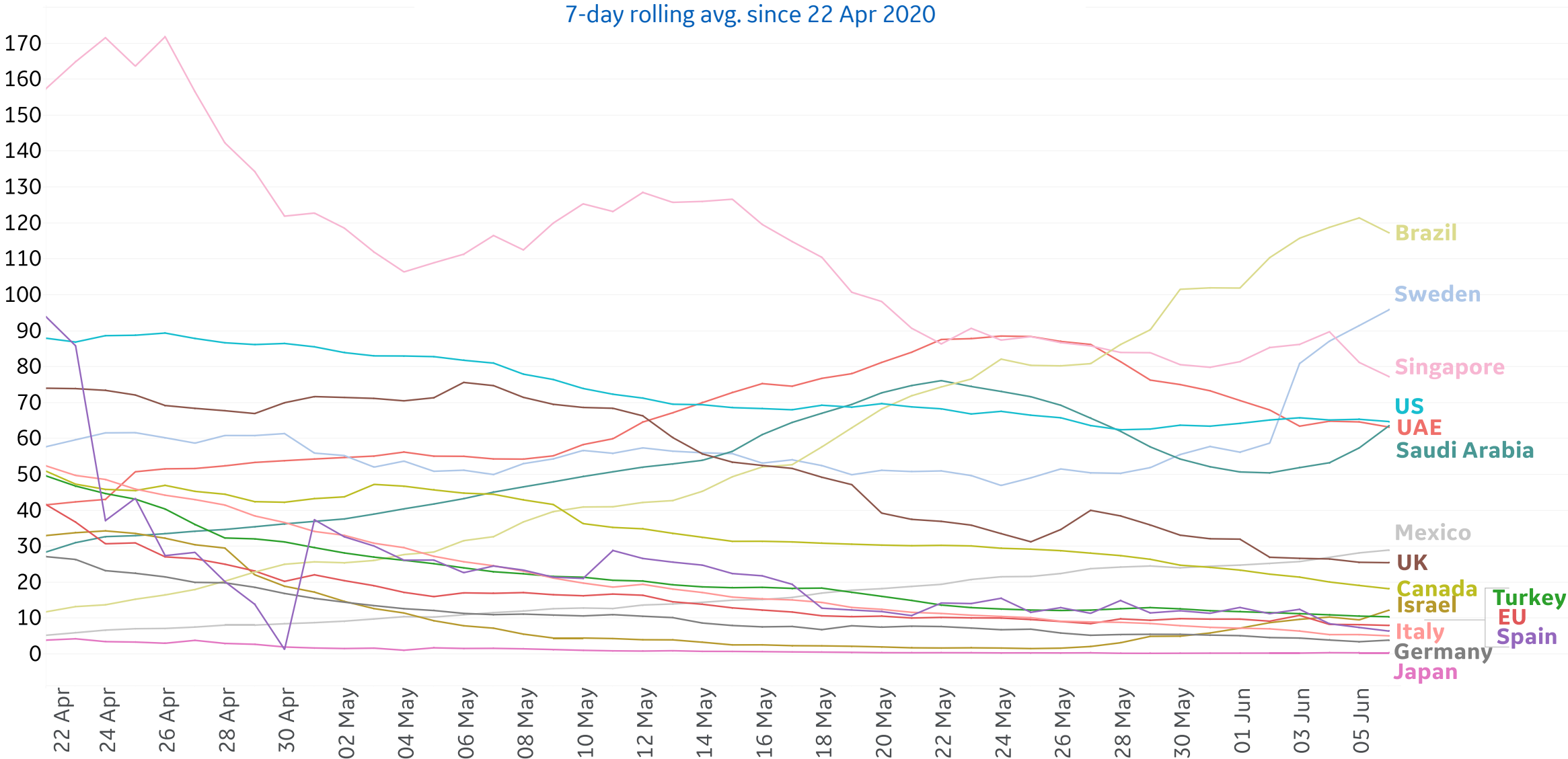
New Confirmed Cases in Select Countries

Updated 7 June 2020, 3:30 GMT

5

Daily New Confirmed Cases / 1M

7-day rolling avg. since 22 Apr 2020



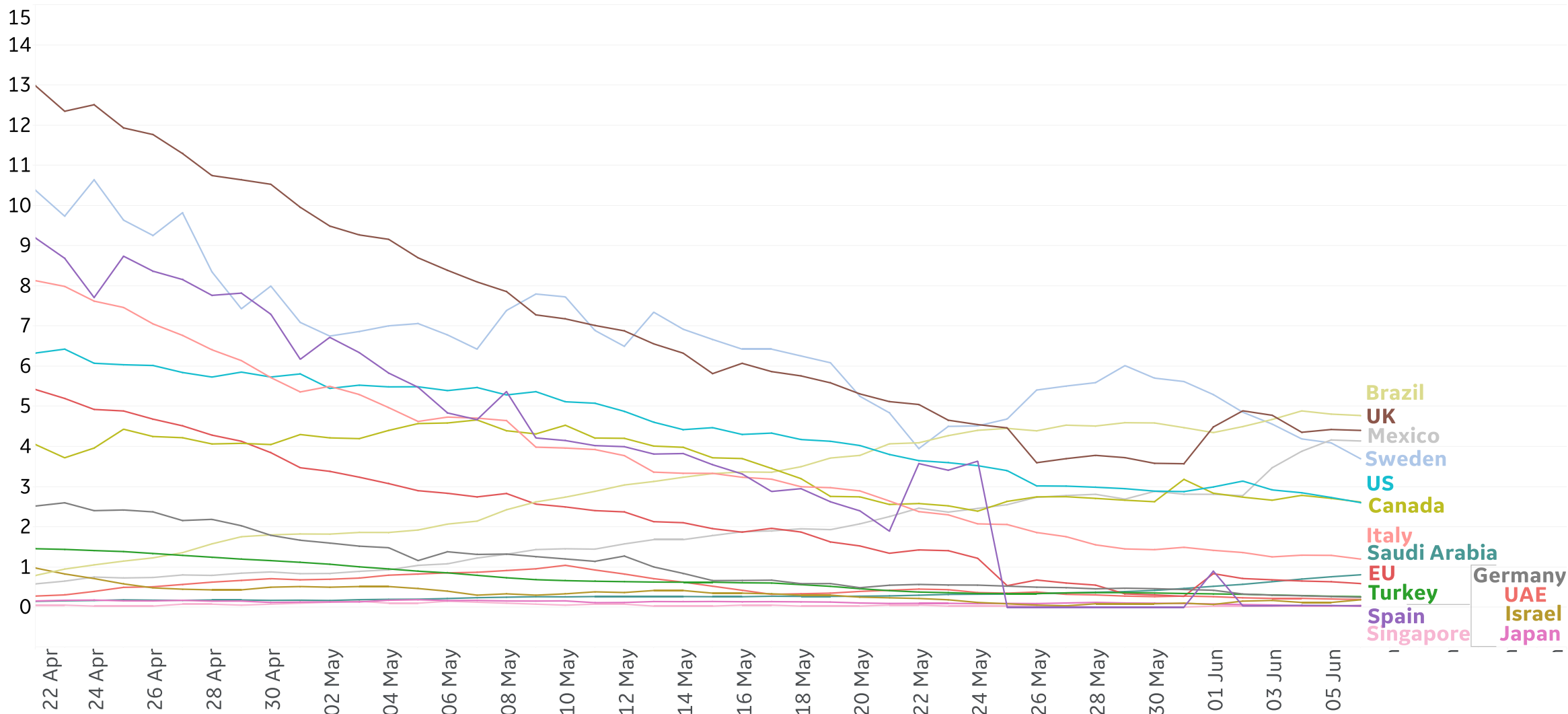


New Deaths in Select Countries

Updated 7 June 2020, 3:30 GMT

6

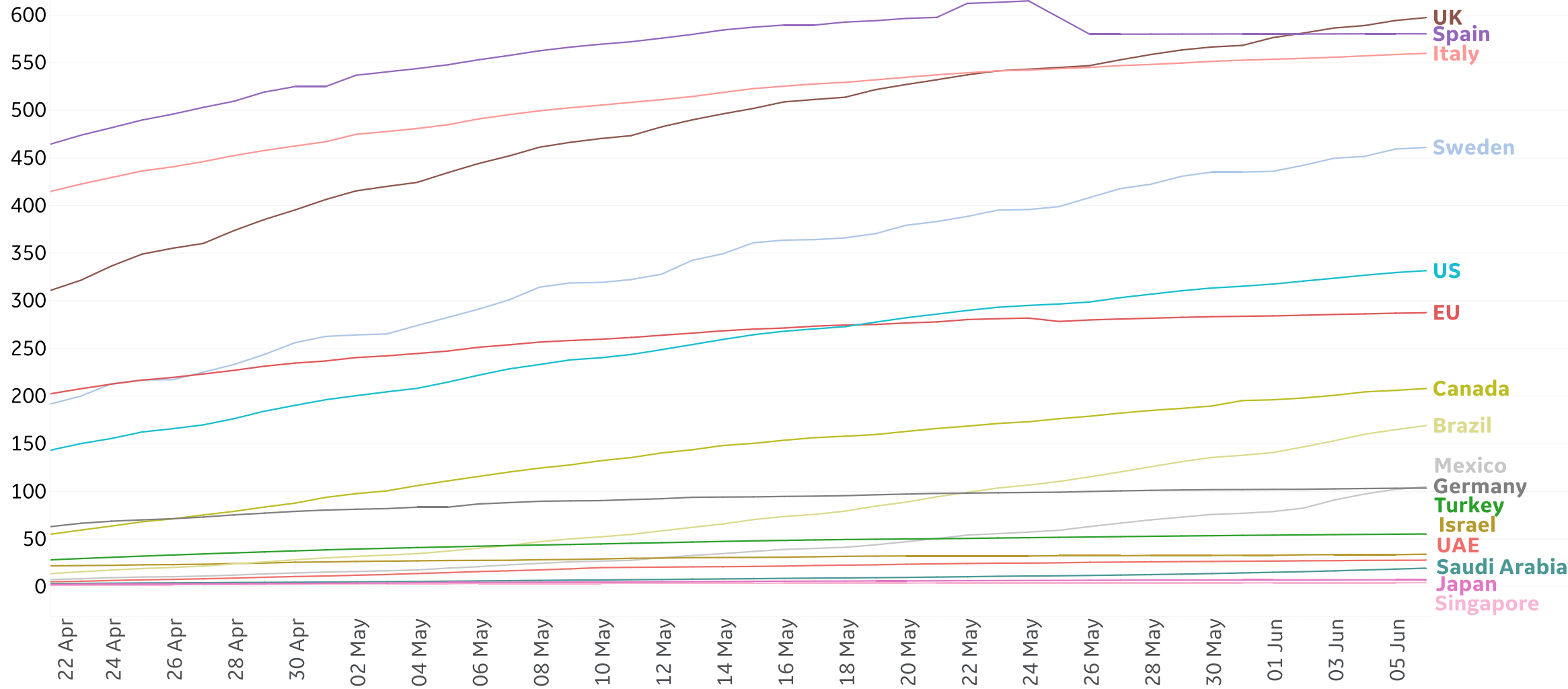
Daily New Deaths / 1M
7-day rolling avg. since 22 Apr 2020





Cumulative Deaths in Select Countries

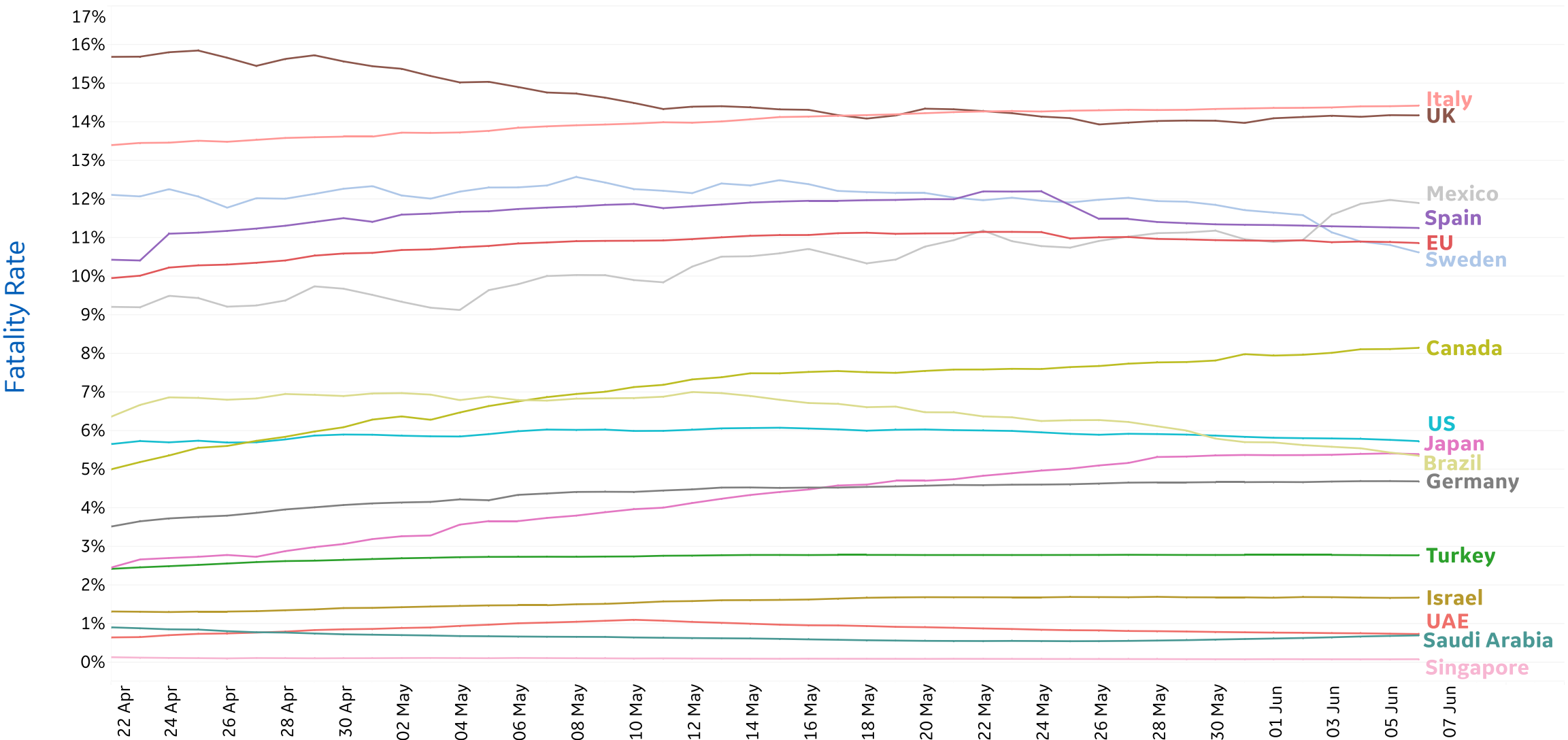
Cumulative Deaths / 1M
Since 22 Apr 2020





Fatality Rate in Select Countries

Deaths / Confirmed Cases
Since 22 Apr 2020



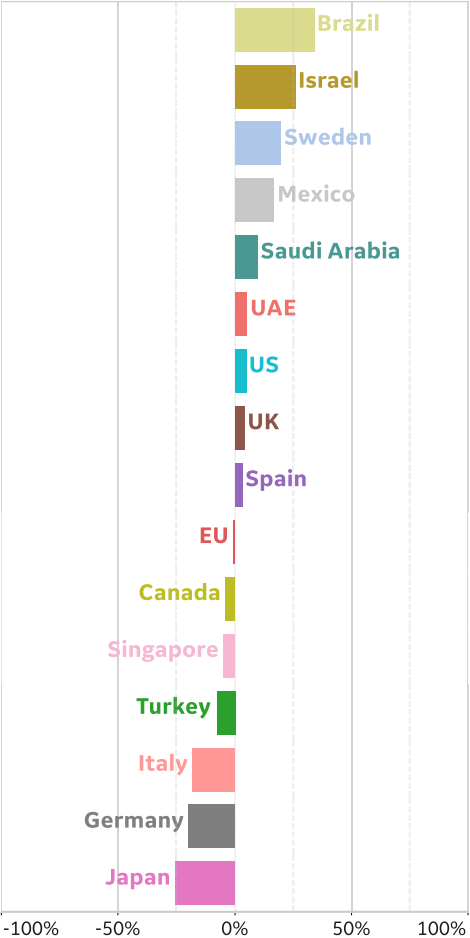


% Change in Case Volume in Select Countries

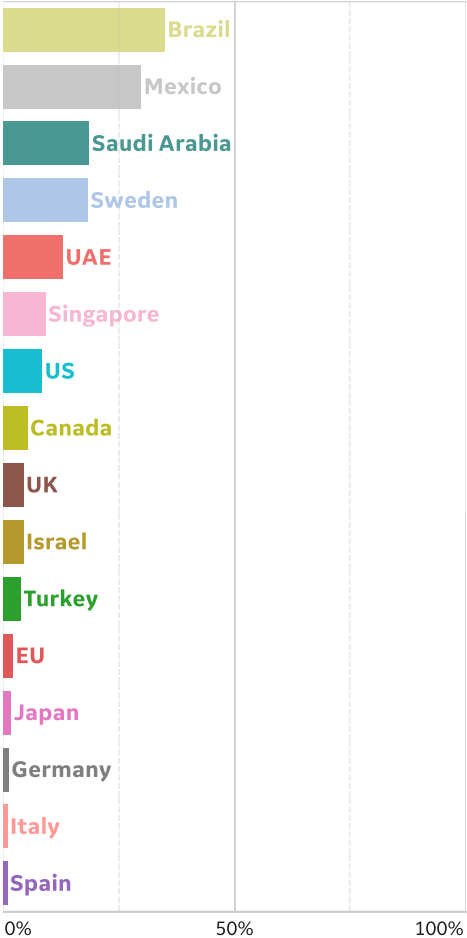
Updated 7 June 2020, 3:30 GMT

Over Previous 7 days

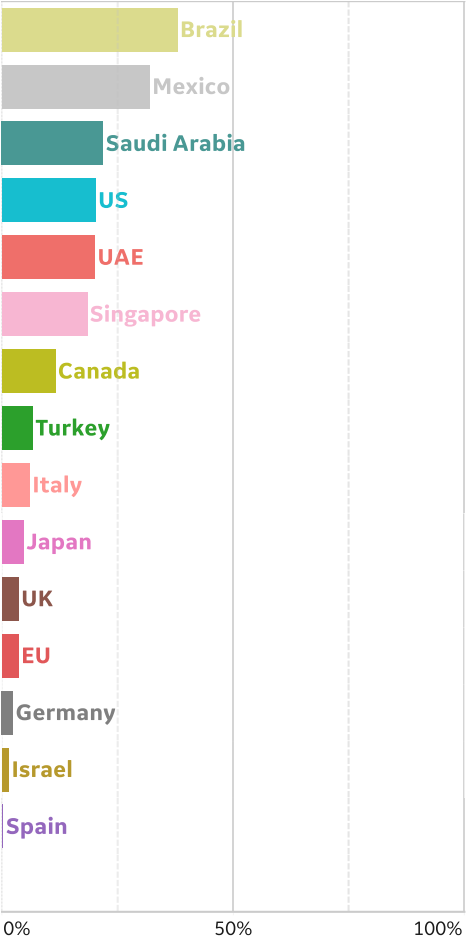
Active Cases




Confirmed Cases



Reported Recoveries



Reported Deaths





Per 1M in Region

	Today	Change
Active Cases	862	+0.2%
Confirmed	22 new	+1%
Deaths	1 new	+0.3%
Recovered	19 new	+1%

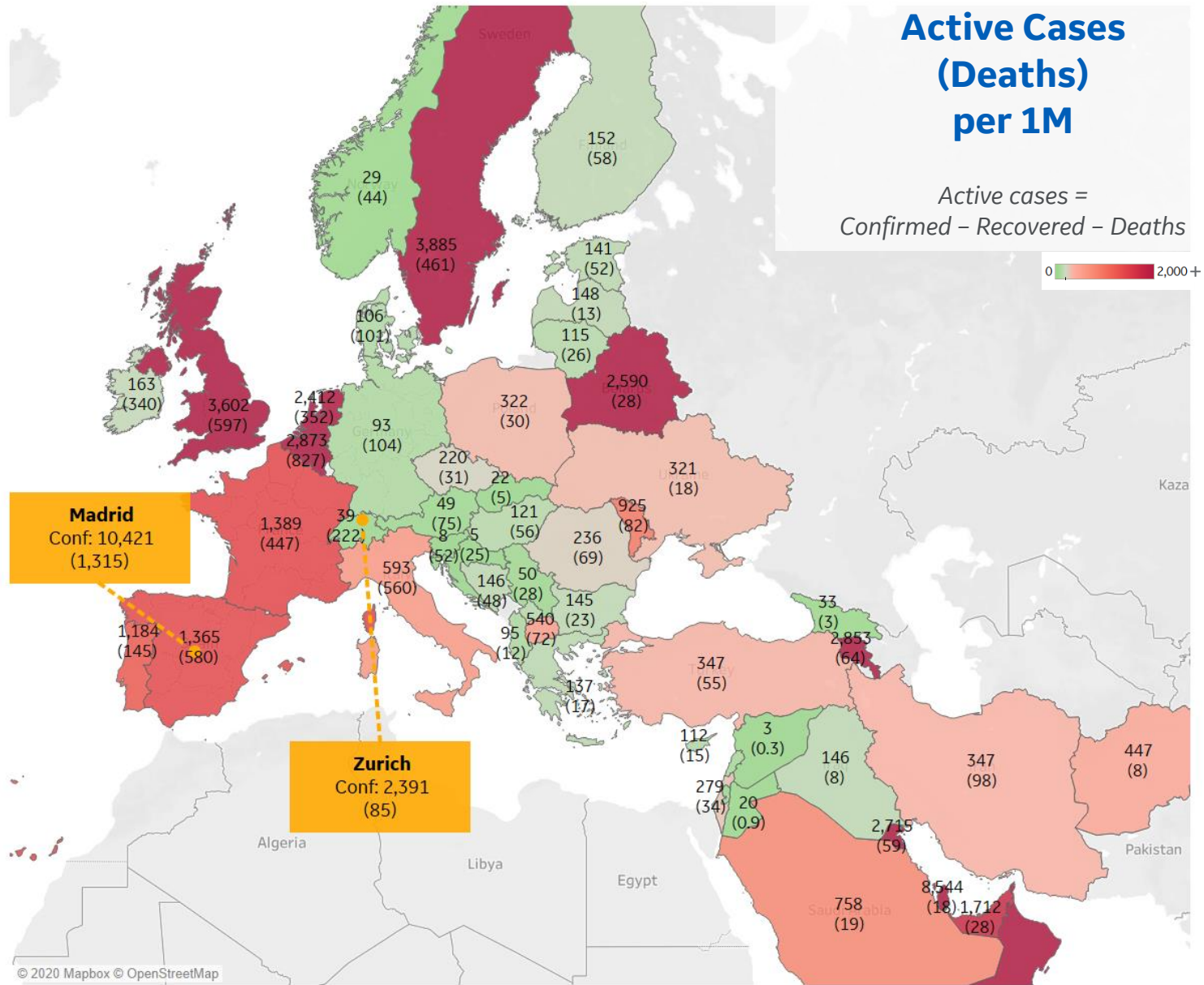
Most Active Cases per 1M

Qatar	8,544
Sweden	3,885
UK	3,602
Bahrain	3,117
Belgium	2,873
Armenia	2,853
Kuwait	2,715
Belarus	2,590
Oman	2,446
Netherlands	2,412

* Excludes regions with population < 1M

Active Cases (Deaths) per 1M

Active cases =
Confirmed - Recovered - Deaths





Per 1M in Region

	Today	Change
Active Cases	3,369	+0.6%
Confirmed	22 new	+1%
Deaths	3 new	+0.5%
Recovered	0 new	+0%

Most Active Cases per 1M

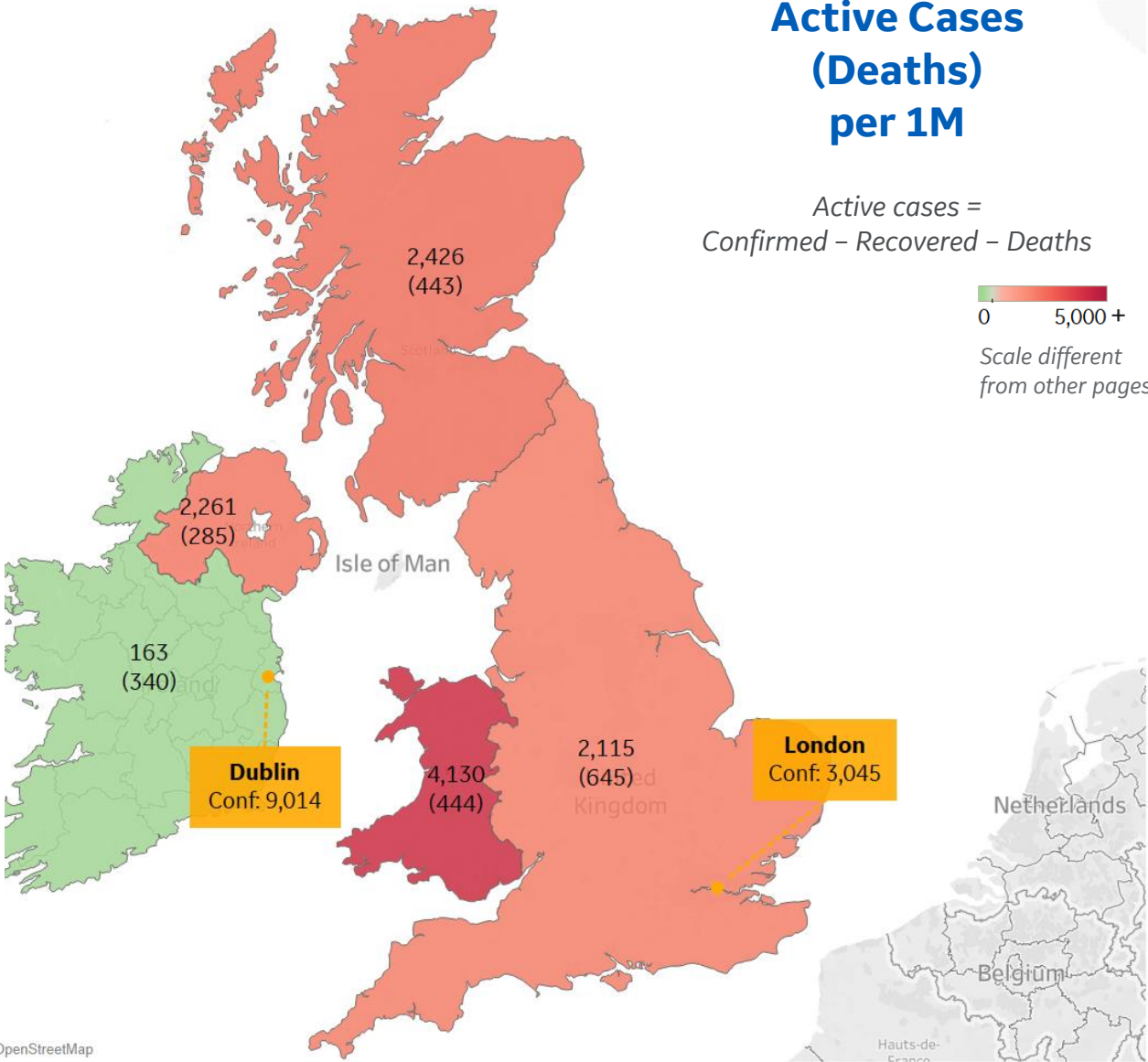
Wales	4,130
Scotland	2,426
Northern Ireland	2,261
England	2,115
Ireland	163

Active Cases (Deaths) per 1M

Active cases =
Confirmed – Recovered – Deaths

0 5,000 +

Scale different
from other pages



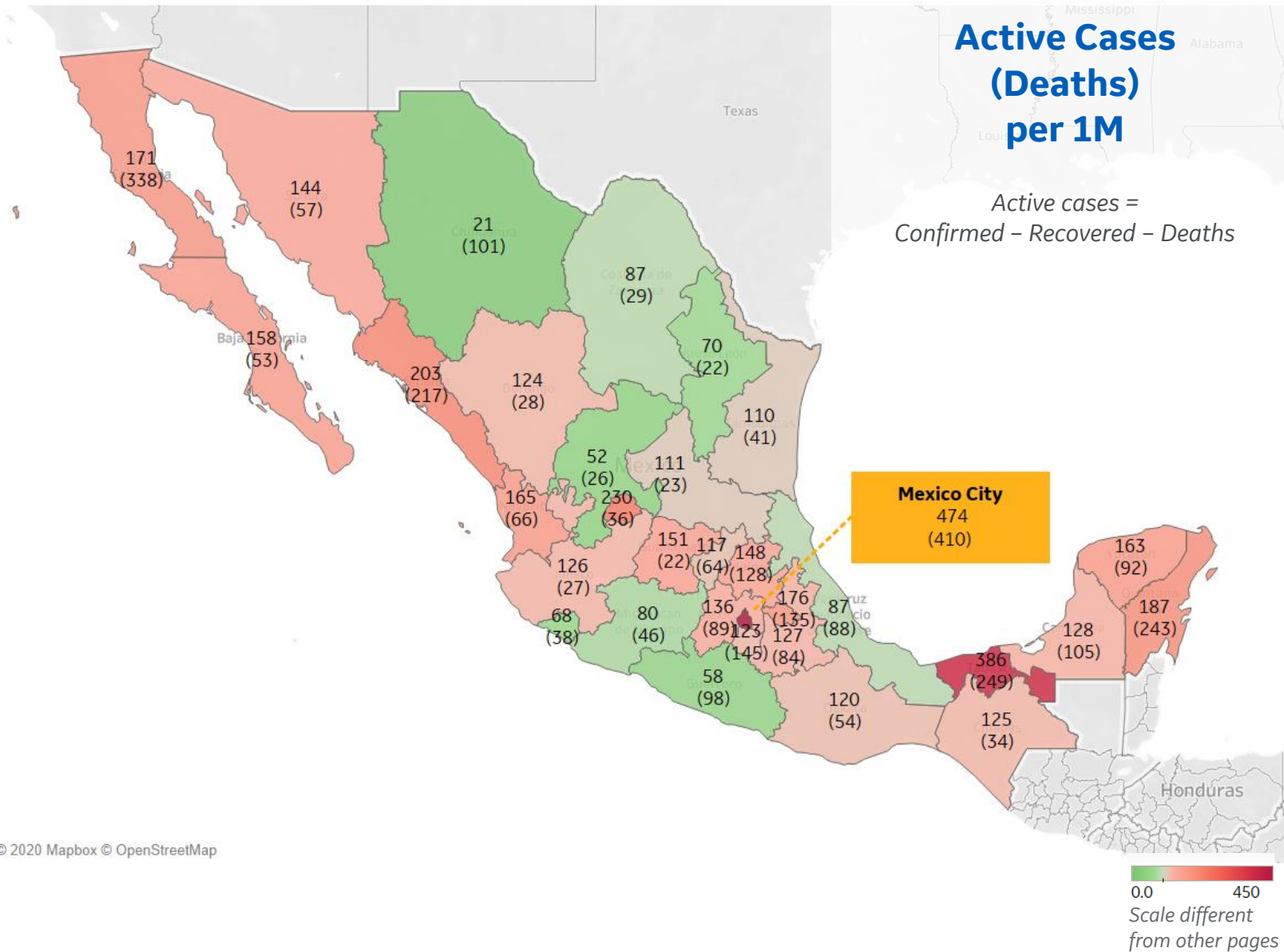


Per 1M in Region

	Today	Change
Active Cases	150	+1%
Confirmed	28 new	+3%
Deaths	3 new	+3%
Recovered	23 new	+4%

Most Active Cases per 1M

Distrito Federal	474
Tabasco	386
Aguascalientes	230
Sinaloa	203
Quintana Roo	187
Tlaxcala	176
Baja California	171
Nayarit	165
Yucatan	163
Baja California Sur	158



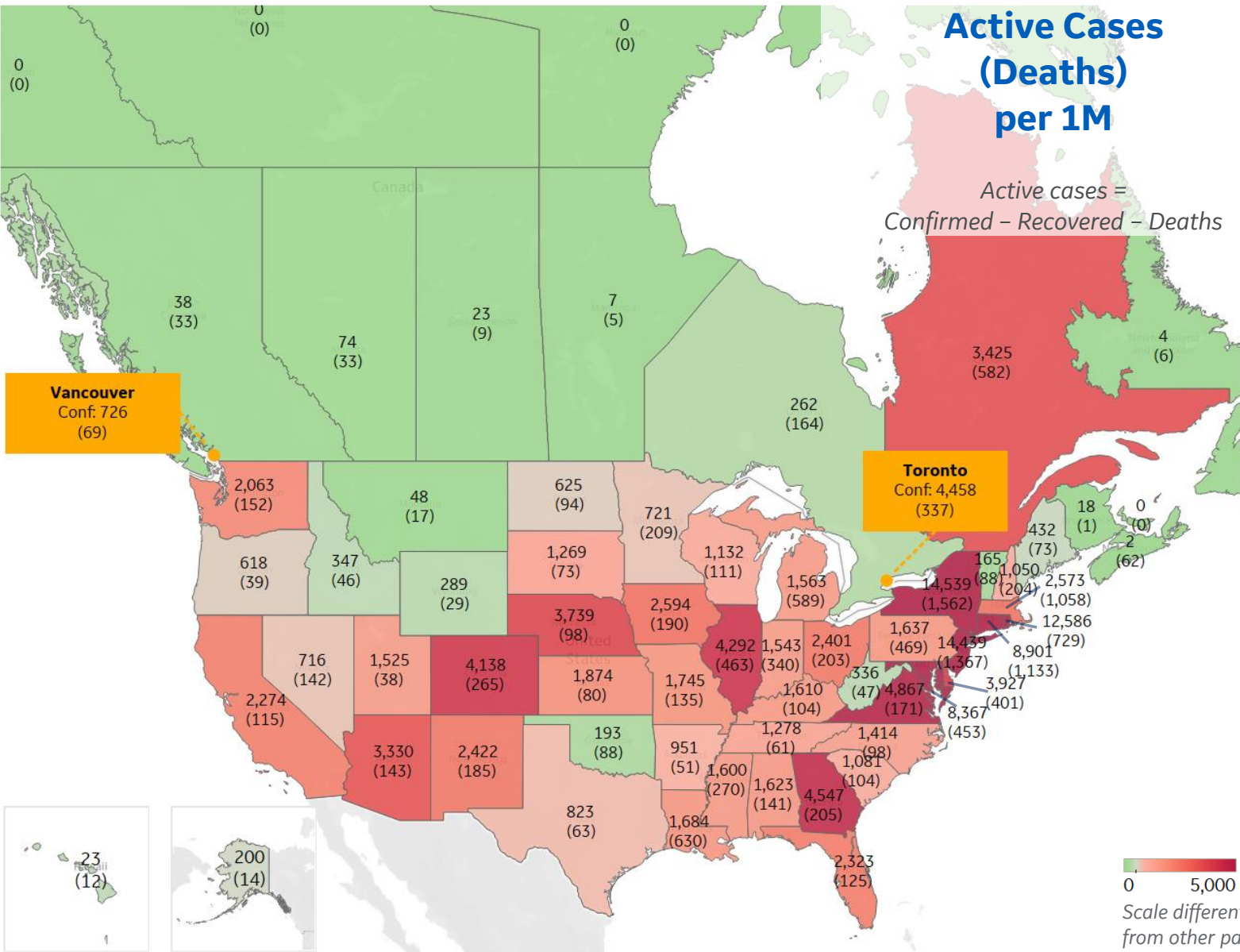


Per 1M in Region

	Today	Change
Active Cases	3,645	+1%
Confirmed	63 new	+1%
Deaths	2 new	+1%
Recovered	28 new	+2%

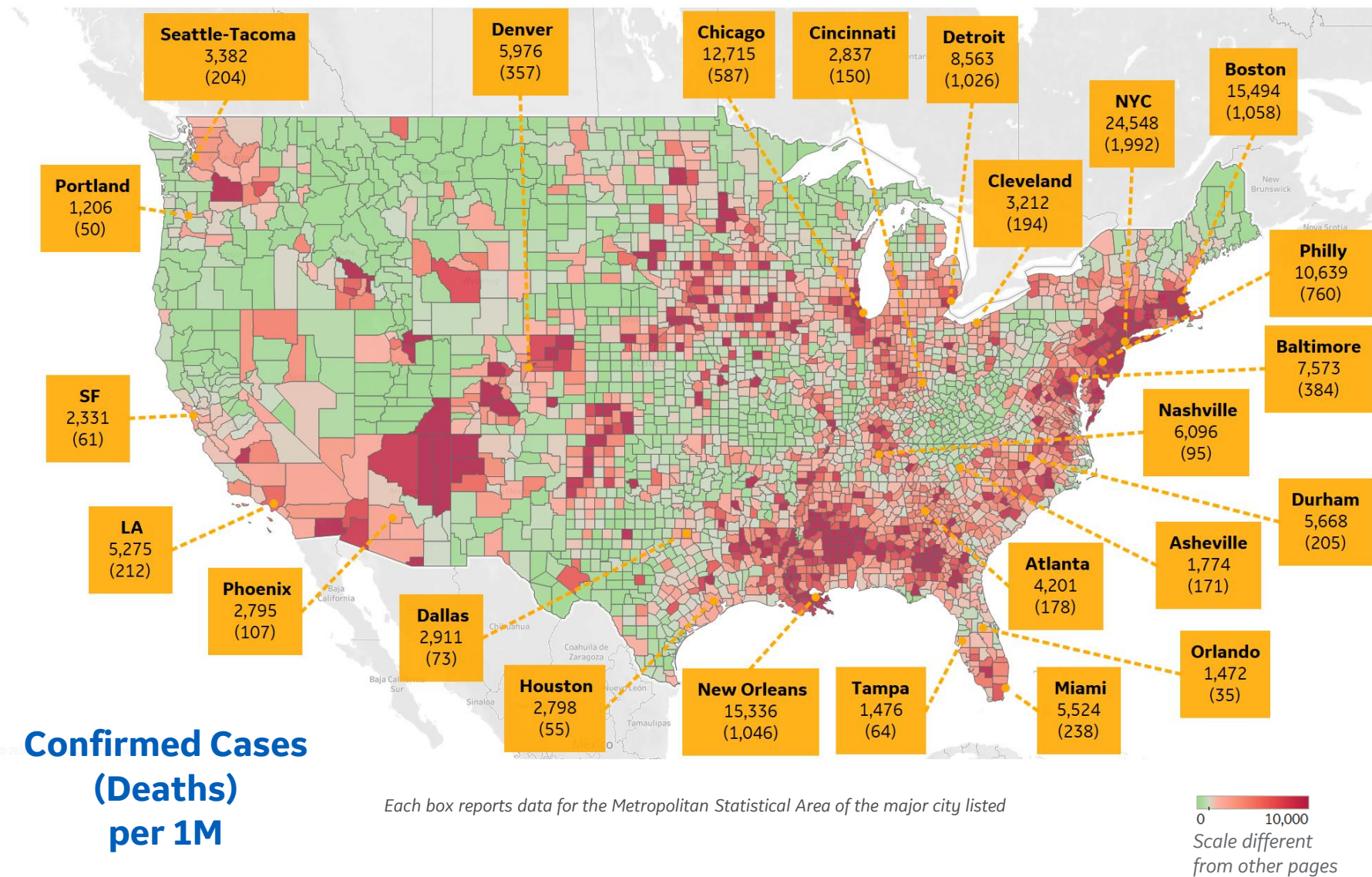
Most Active Cases per 1M

New York	14,539
New Jersey	14,439
Rhode Island	12,586
DC	10,837
Connecticut	8,901
Maryland	8,367
Virginia	4,867
Georgia	4,547
Illinois	4,292
Colorado	4,138





US by County & Metro, Total to Date



Top 10 Northeast Counties

Total Confirmed Cases / 1M

Rockland County, NY	40,350
Westchester County, NY	34,572
Passaic County, NJ	32,065
Nassau County, NY	29,735
Union County, NJ	28,171
Hudson County, NJ	28,013
Orange County, NY	26,964
Suffolk County, NY	26,843
New York City*	24,299
Suffolk County, MA	22,557

Top 10 Other US Counties

Total Confirmed Cases / 1M

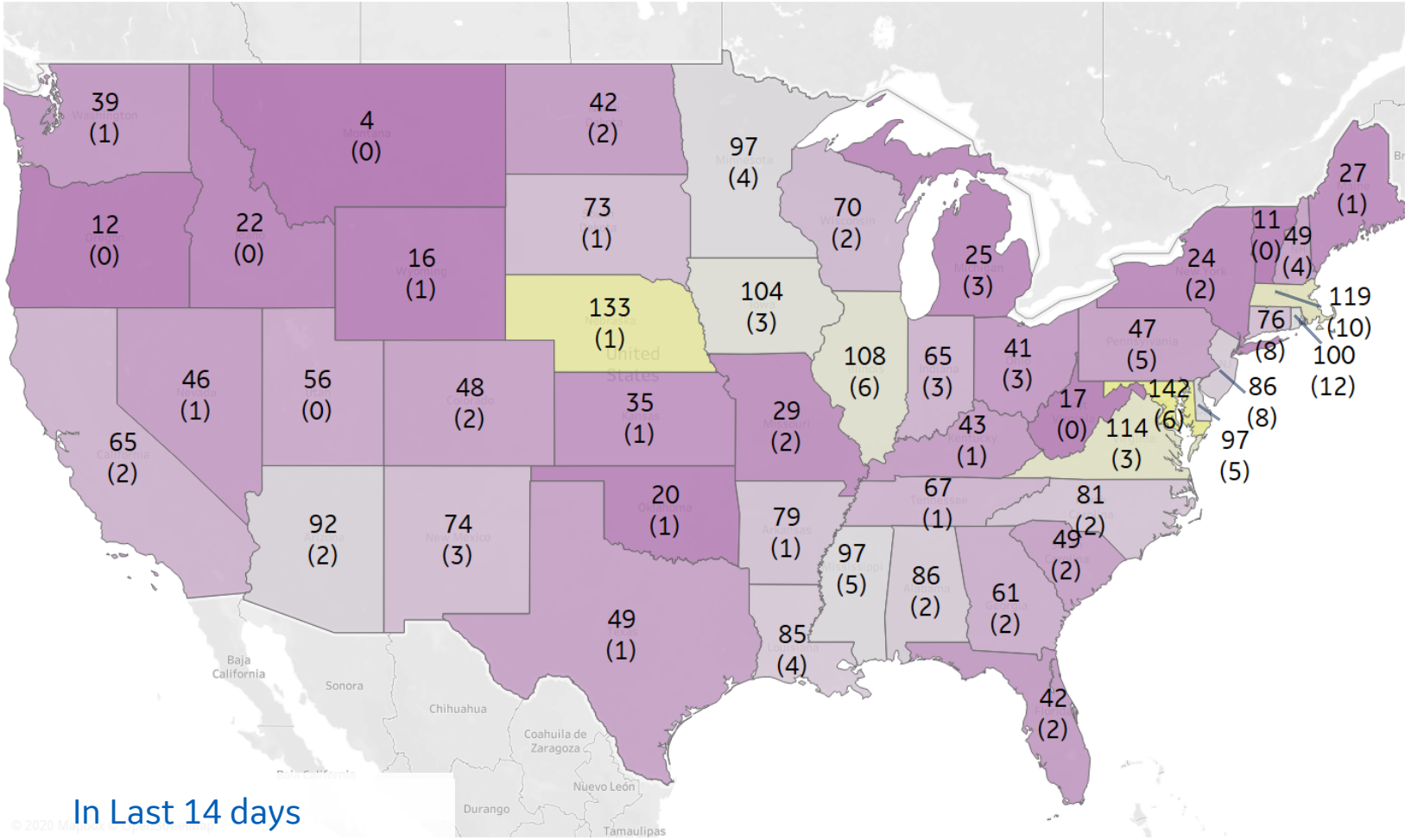
Orleans Parish, LA	18,214
Jefferson Parish, LA	17,463
Prince George's County, MD	16,477
Cook County, IL	15,012
Yakima County, WA	14,097
District of Columbia, DC	12,345
Lake County, IL	11,773
Kane County, IL	11,734
Wayne County, MI	11,590
Prince William County, VA	11,529

Note: Includes counties ≥ 250K population
* New York City counties aggregated into one reporting area



US, New in Last 14 days

Updated 7 June 2020, 3:30 GMT 15



Top 10 by New Confirmed

Avg New Confirmed Cases / 1M

Maryland	142
Nebraska	133
District of Columbia	132
Massachusetts	119
Virginia	114
Illinois	108
Iowa	104
Rhode Island	100
Minnesota	97
Mississippi	97

Top 10 by New Deaths

Avg New Deaths / 1M

Rhode Island	12
Massachusetts	10
Connecticut	8
New Jersey	8
District of Columbia	6
Illinois	6
Maryland	6
Delaware	5
Mississippi	5
Pennsylvania	5

In Last 14 days
Avg New Confirmed Cases
(Avg New Deaths)
per 1M



Scale different
from other pages



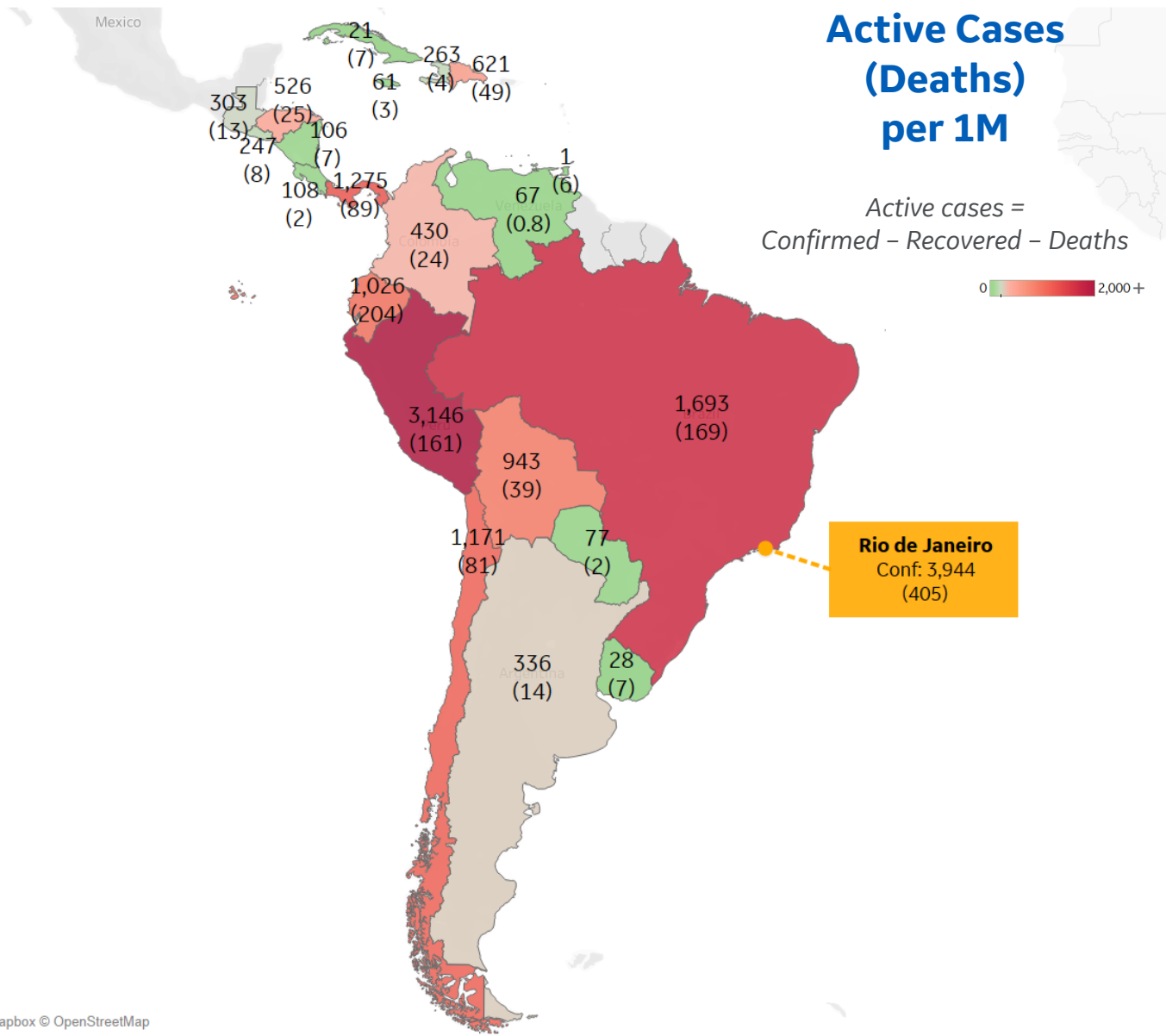
Per 1M in Region

	Today	Change
Active Cases	1,122	+4%
Confirmed	80 new	+4%
Deaths	2 new	+3%
Recovered	38 new	+4%

Most Active Cases per 1M

Peru	3,146
Brazil	1,693
Panama	1,275
Chile	1,171
Ecuador	1,026
Bolivia	943
Dom. Rep.	621
Honduras	526
Colombia	430
Argentina	336

* Excludes regions with population < 1M





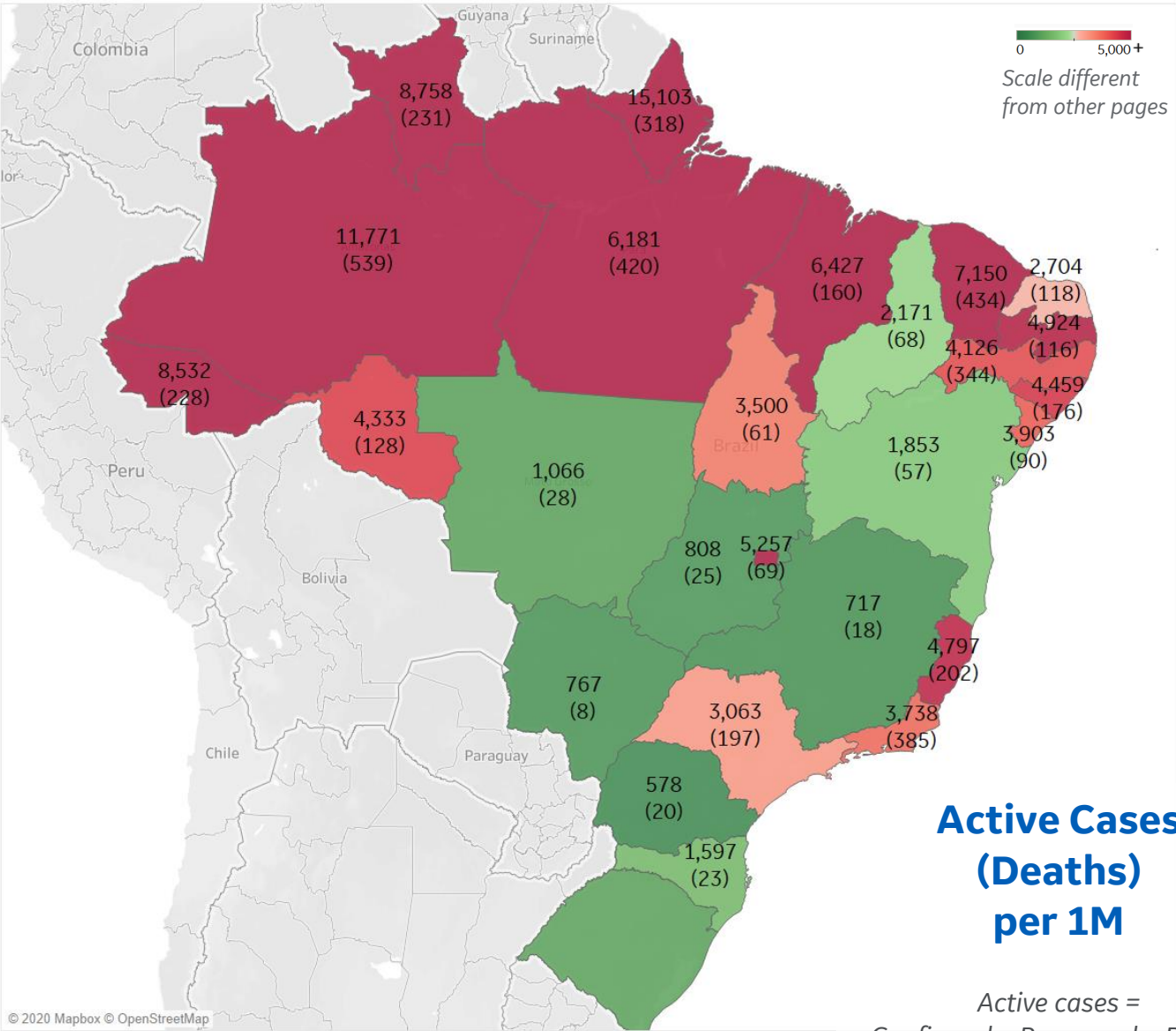
Per 1M in Region

	Today	Change
Active Cases	1,693	+5%
Confirmed	127 new	+4%
Deaths	4 new	+3%
Recovered	48 new	+4%

Most Active Cases per 1M

Amazonas	11,771
Ceará	6,962
Maranhão	6,427
Pará	6,181
Distrito Federal	5,257
Paraíba	4,924
Espírito Santo	4,716
Alagoas	4,440
Rondônia	4,333
Pernambuco	4,119

* Excludes regions with population < 1M





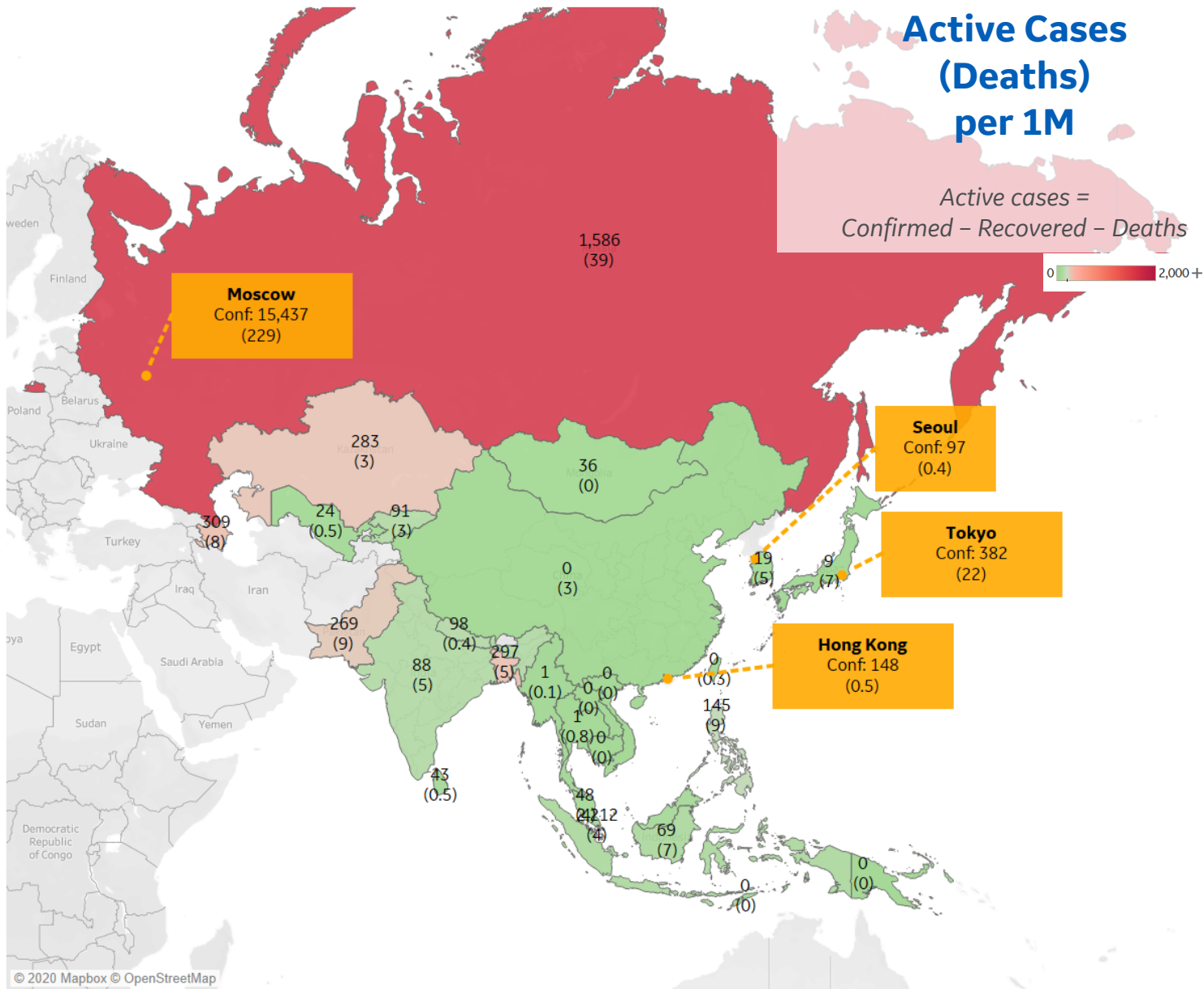
Per 1M in Region

	Today	Change
Active Cases	121	+2%
Confirmed	7 new	+3%
Deaths	0.2 new	+3%
Recovered	4 new	+3%

Most Active Cases per 1M

Singapore	2,212
Russia	1,586
Azerbaijan	309
Bangladesh	297
Kazakhstan	283
Pakistan	269
Philippines	145
Nepal	98
Kyrgyzstan	91
India	88

* Excludes regions with population < 1M





Per 1M in Region

	Today	Change
Active Cases	15	-2%
Confirmed	0 new	+0%
Deaths	0 new	+0%
Recovered	1 new	+0%

Most Active Cases per 1M

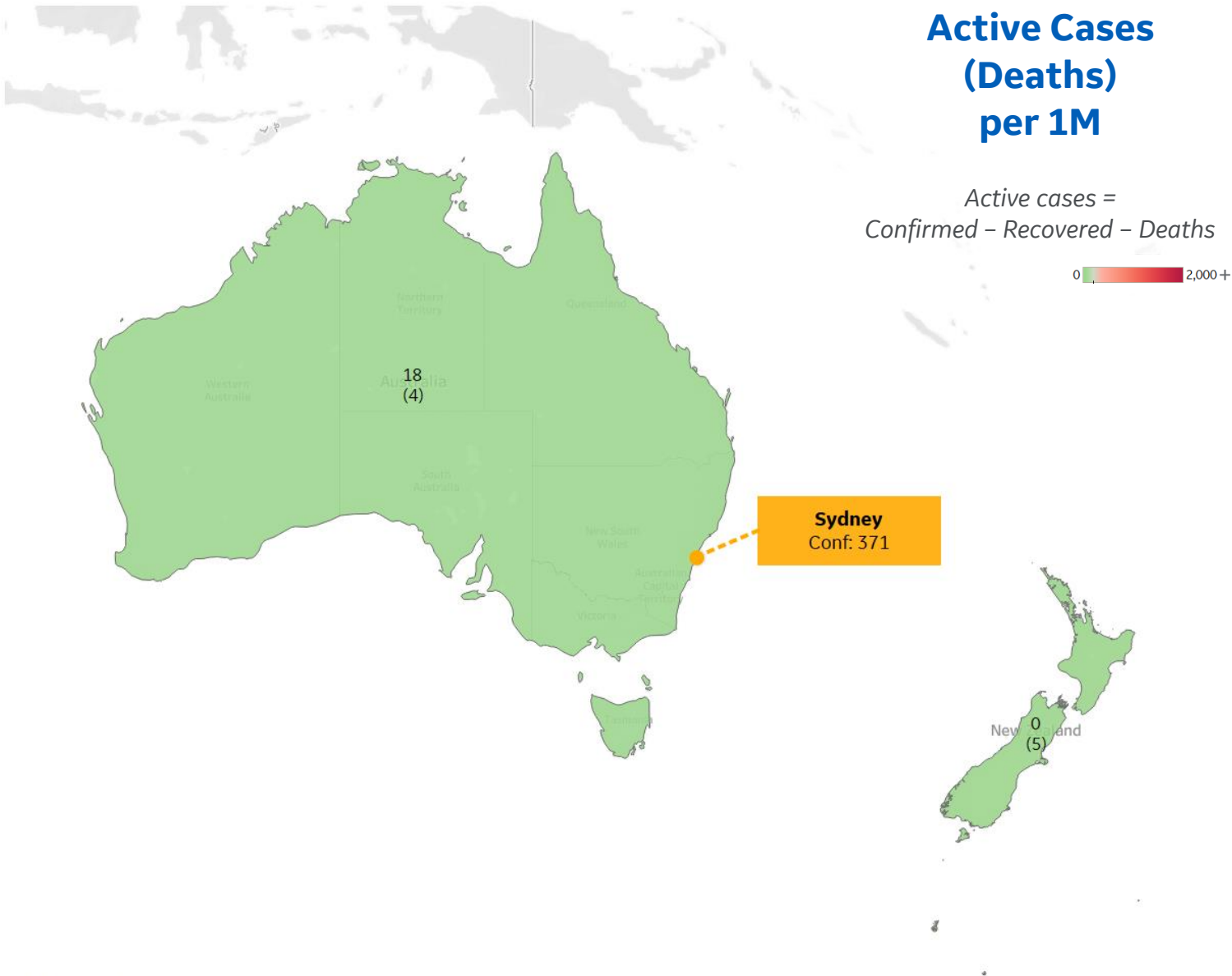
Australia	18
New Zealand	0

* Excludes regions with population < 1M

Active Cases (Deaths) per 1M

Active cases =
Confirmed - Recovered - Deaths

0 2,000 +





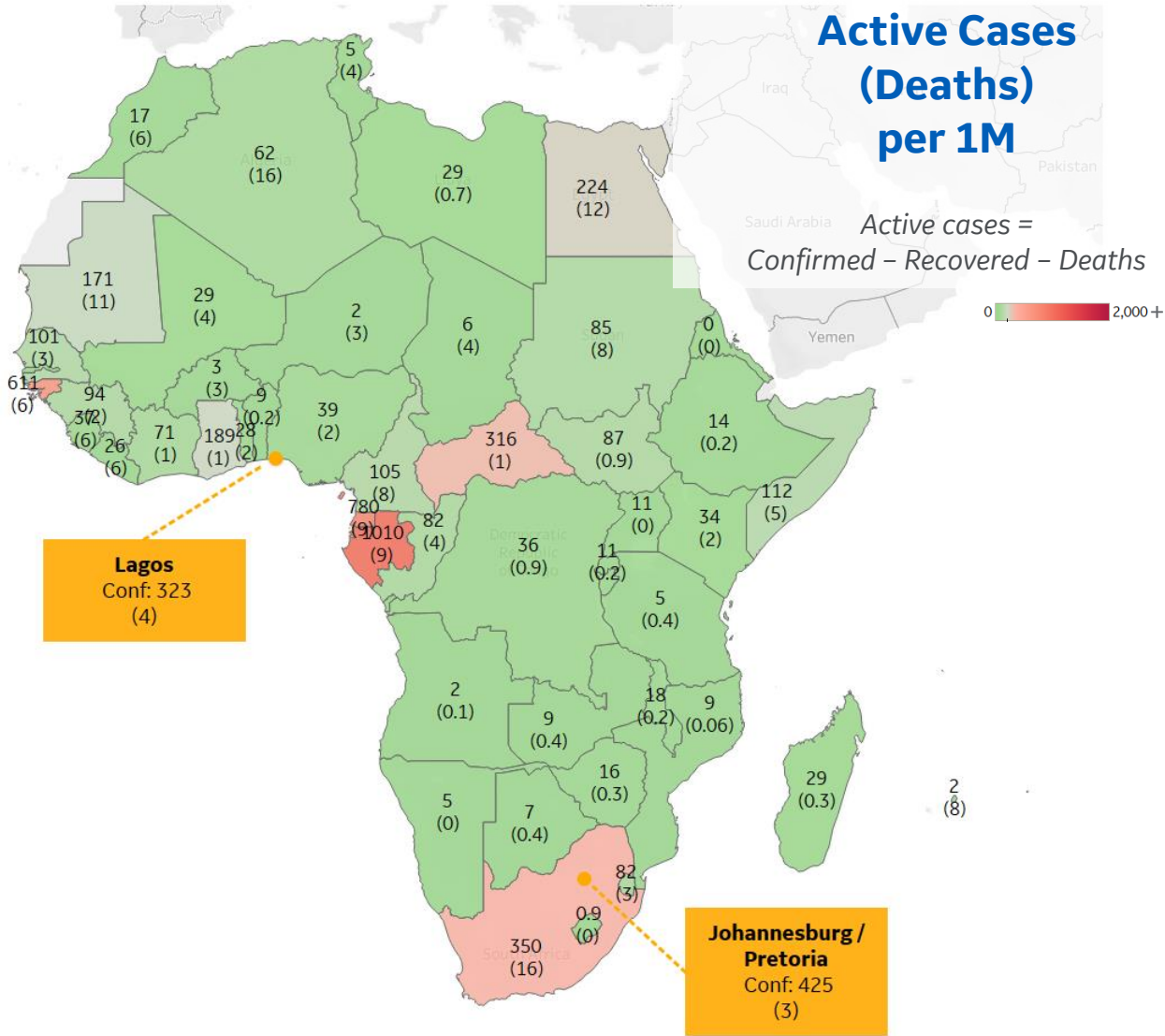
Per 1M in Region

	Today	Change
Active Cases	72	+4%
Confirmed	5 new	+4%
Deaths	0.1 new	+3%
Recovered	2 new	+3%

Most Active Cases per 1M

Gabon	1,010
Eq. Guinea	780
Guinea-Bissau	611
South Africa	350
Central African R..	316
Egypt	224
Ghana	189
Mauritania	171
Somalia	112
Cameroon	105

* Excludes regions with population < 1M





Sources



*** Per 1M = Per 1 Million Population unless otherwise noted*

Johns Hopkins Coronavirus Resource Center:

<https://coronavirus.jhu.edu/map.html>

Worldometer Coronavirus Reporting:

<https://www.worldometers.info/coronavirus/>

Public Health England:

<https://www.gov.uk/government/publications/covid-19-track-coronavirus-cases>

US Department of Homeland Security, Homeland Infrastructure Foundation-Level Data:

<https://hifld-geoplatform.opendata.arcgis.com/datasets/hospitals>

City of New York, NYC Health:

<https://www1.nyc.gov/site/doh/covid/covid-19-data.page>

Chicago Coronavirus Latest Data:

<https://www.chicago.gov/city/en/sites/covid-19/home/latest-data.html>

National Health Commission of the PRC:

<http://www.nhc.gov.cn/xcs/yqtb/202003/bf66696029ba420098164607240074f8.shtml>

Korean Centers for Disease Control and Prevention:

http://www.cdc.go.kr/cdc_eng/

CDC, Severe Outcomes Among Patients with Coronavirus Disease 2019 (COVID-19):

<https://www.cdc.gov/mmwr/volumes/69/wr/mm6912e2.htm>

COVID-19 Information for Switzerland:

<https://www.corona-data.ch/>

Italian Department of Civil Protection, COVID Monitoring:

<http://opendatadpc.maps.arcgis.com/apps/opsdashboard/index.html#/b0c68bce2cce478eac82fe38d4138b1>

The COVID Tracking Project:

<https://covidtracking.com/data/>

UK Office for National Statistics

<https://www.ons.gov.uk/peoplepopulationandcommunity/birthsdeathsandmarriages/deaths/bulletins/deathsregisteredweeklyinenglandandwalesprovisional/weekending24april2020>

WHO Europe, Surveillance Report:

<http://www.euro.who.int/en/health-topics/health-emergencies/coronavirus-covid-19/weekly-surveillance-report>

WHO Europe, Principles for Transition:

<http://www.euro.who.int/en/media-centre/sections/statements/2020/statement-transition-to-a-new-normal-during-the-covid-19-pandemic-must-be-guided-by-public-health-principles>

CIA World Factbook:

<https://www.cia.gov/library/publications/resources/the-world-factbook/>

Italian Ministry of Health:

<http://www.salute.gov.it/portale/nuovocoronavirus/dettaglioContenutiNuovoCoronavirus.jsp?lingua=italiano&id=5351&area=nuovoCoronavirus&menu=vuoto>

New South Wales Government:

<https://www.health.nsw.gov.au/Infectious/diseases/Pages/covid-19-latest.aspx>

Provincial Health Services Authority of Canada. BC Center for Disease Control:

<http://www.bccdc.ca/about/news-stories/stories/2020/information-on-novel-coronavirus>

Coronavirus Cases in Japan by Prefecture, Nippon Communications Foundation:

<https://www.nippon.com/en/japan-data/h00657/coronavirus-cases-in-japan-by-prefecture.html>

Secretary of Health, Mexico:

<https://www.gob.mx/salud/en>

OECD Economic Outlooks, Statistics:

https://www.oecd-ilibrary.org/economics/data/oecd-economic-outlook-statistics-and-projections_eo-data-en

Public Health Authority of Sweden:

<https://www.folkhalsomyndigheten.se/smittskydd-beredskap/utbrott/aktuella-utbrott/covid-19/bekraftade-fall-i-sverige>

National Public Health Agency of France:

<https://www.santepubliquefrance.fr/regions/ile-de-france/documents/bulletin-regional/2020/covid-19-point-epidemiologique-en-ile-de-france-du-23-avril-2020>