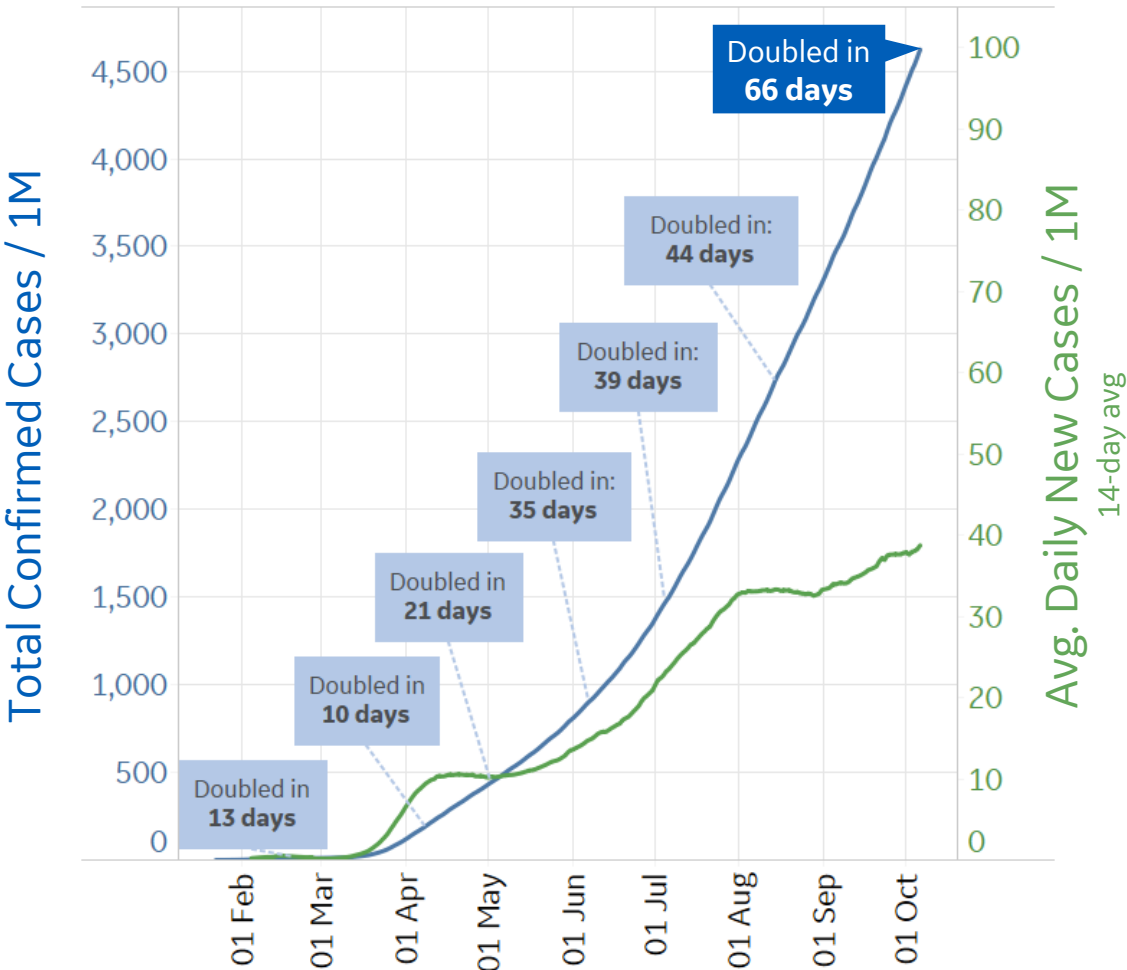




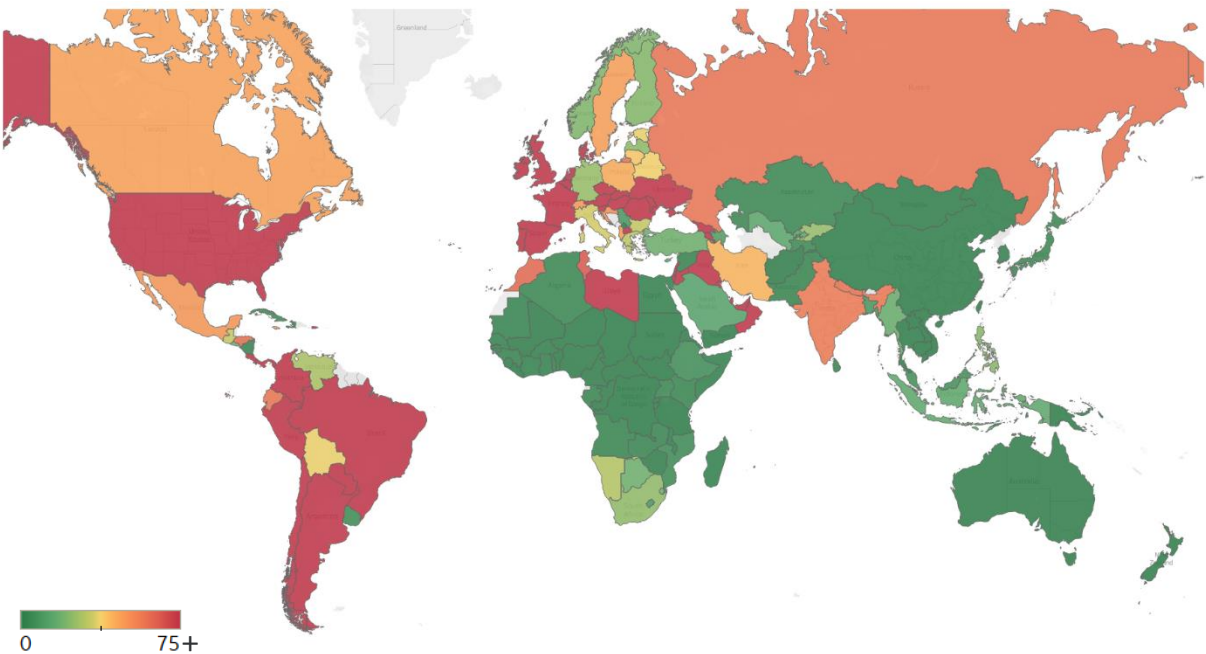
Global Confirmed & Active Cases

Trend since 22 Jan



Avg. Daily New Cases / 1M

Over the last 14 days



Per 1M:	Today	Change
Active Today	1,263	+1.0%
Active	12 new	+1.0%
Confirmed	43 new	+0.9%
Deaths	1 new	+1%
Recovered	29 new	+1%



New Confirmed Cases & New Deaths

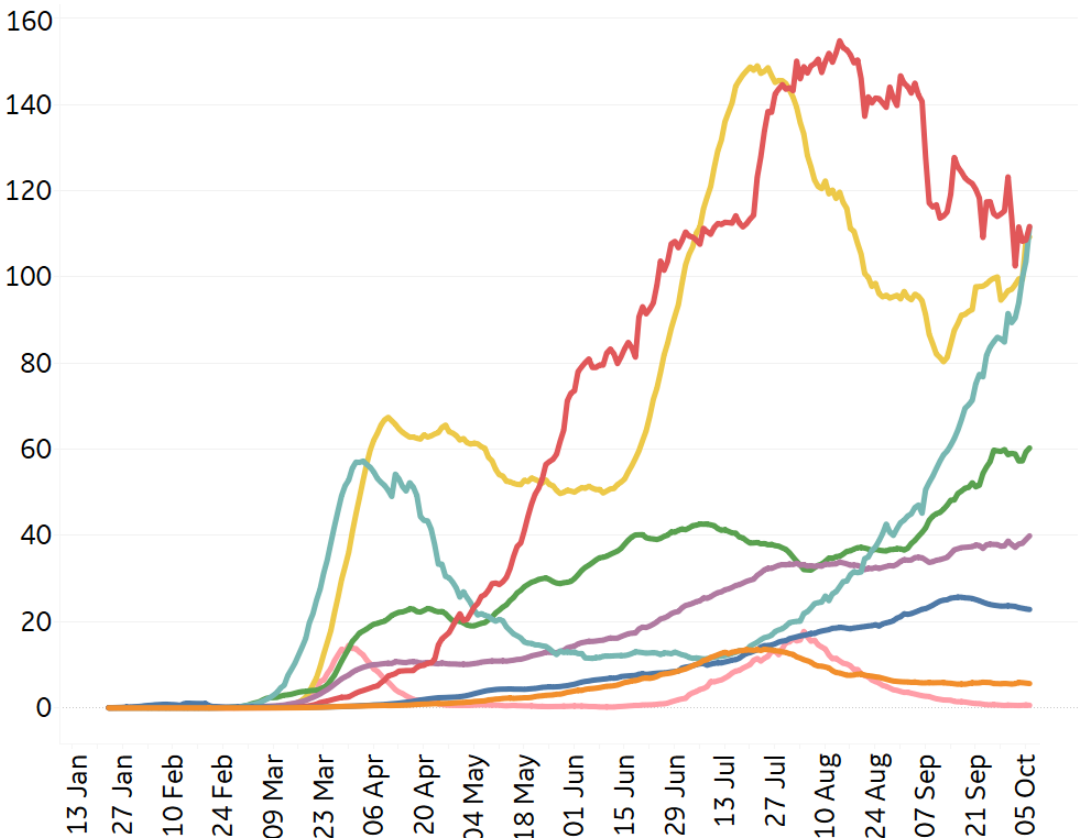
Updated 7 Oct 2020, 3:30 GMT

2

Key **World** **North America** **Europe** **Middle East** **Cent & South America** **Asia** **Africa** **Oceania**

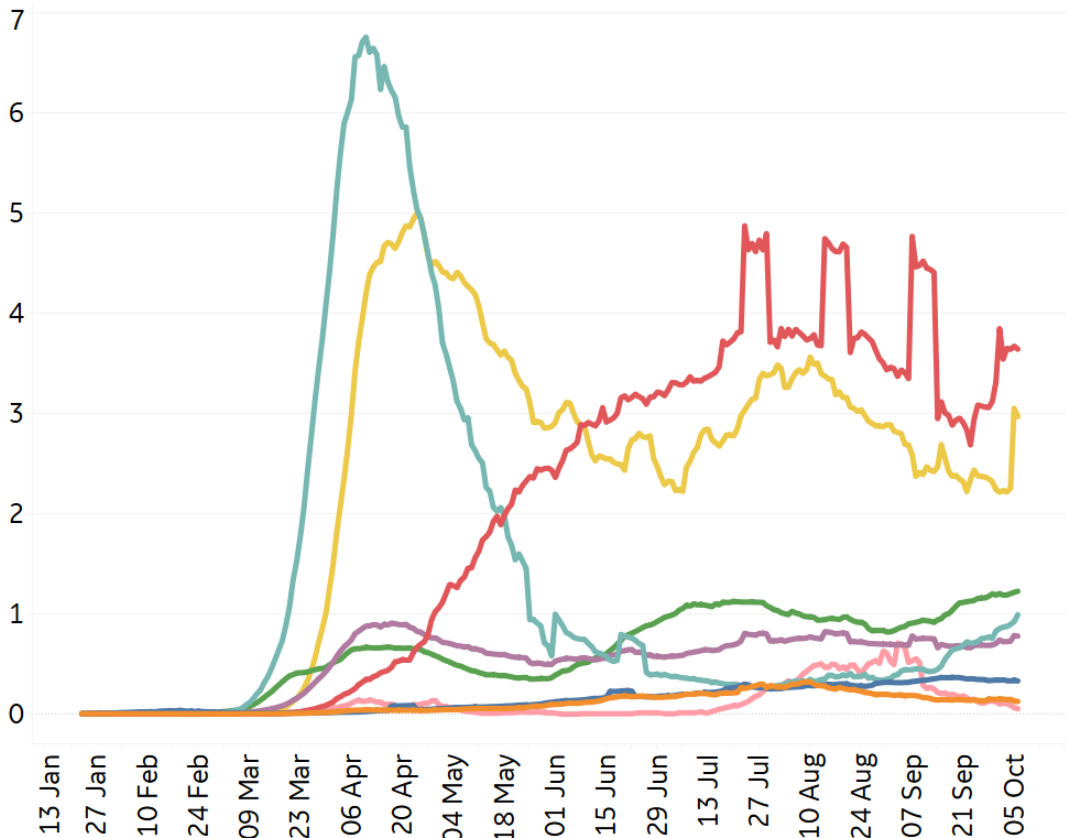
New Confirmed Cases / 1M

7-day rolling average



New Deaths / 1M

7-day rolling average





Top 50 Countries: Per 1M



1 - 25

	Average over last 7 days		Total Since 22 Jan			Change from 14d Ago [*] in 14 day avg of daily new	
	New Confirmed	New Deaths	Total Confirmed	Total Recovered	Total Deaths	Confirmed	Deaths
Peru	92	2	25,173	21,621	996	-21%	5%
Belgium	212	1	11,587	1,709	871	81%	219%
Bolivia	35	3	11,777	8,442	699	-34%	-22%
Spain	236	3	17,654	3,216	695	-3%	21%
Brazil	129	3	23,378	20,843	694	-12%	-12%
Chile	90	3	24,759	23,301	684	8%	17%
Ecuador	51	3	8,052	6,831	663	-15%	15%
Mexico	63	6	6,163	5,250	639	43%	36%
US	134	2	22,661	8,920	637	5%	-9%
UK	177	1	7,848	N/A**	627	148%	160%
Sweden	52	0	9,520	N/A**	583	80%	-59%
Panama	157	3	27,024	21,542	565	5%	-13%
Colombia	128	3	17,094	15,149	531	-13%	-6%
France	188	1	10,352	1,554	496	26%	46%
Argentina	278	17	18,242	14,609	483	13%	122%
Netherlands	232	1	8,778	266	382	106%	239%
North Macedo..	90	2	9,166	7,509	369	36%	-15%
Ireland	94	0	7,893	4,732	367	64%	36%
Moldova	202	3	14,311	10,396	344	49%	11%
EU	108	1	7,195	2,755	338	30%	48%
Armenia	153	2	17,914	15,163	334	100%	49%
Iran	45	2	5,713	4,700	326	33%	31%
South Africa	26	1	11,520	10,401	288	-13%	-5%
Bos. and Herz.	65	3	8,751	6,789	275	-21%	15%
Romania	105	2	7,257	5,713	266	42%	15%

26 - 50

	Average over last 7 days		Total Since 22 Jan			Change from 14d Ago [*] in 14 day avg of daily new	
	New Confirmed	New Deaths	Total Confirmed	Total Recovered	Total Deaths	Confirmed	Deaths
Kosovo	0	0	6,873	4,762	264	N/A	N/A
Honduras	66	2	8,144	3,042	247	18%	40%
Switzerland	62	0	6,544	5,465	240	2%	-25%
Iraq	102	1	9,624	7,866	237	3%	-17%
Israel	662	4	32,006	24,423	208	50%	109%
Portugal	78	1	7,876	4,973	199	21%	35%
Dom. Rep.	46	1	10,635	8,441	198	-33%	-51%
Costa Rica	211	3	16,125	9,819	197	-8%	7%
Oman	114	2	20,101	17,874	194	11%	2%
Kyrgyzstan	28	0	7,326	6,690	163	114%	0%
Bahrain	256	1	43,181	40,319	154	-26%	40%
Kuwait	124	1	25,352	23,458	148	-20%	10%
Russia	67	1	8,437	6,748	148	52%	21%
Saudi Arabia	13	1	9,687	9,267	141	-25%	-6%
Paraguay	111	3	6,400	4,002	135	2%	8%
Kazakhstan	3	0	5,771	5,510	93	-4%	-28%
Belarus	43	1	8,582	7,977	92	72%	10%
Libya	93	1	5,598	3,261	88	-9%	-3%
West Bank an..	90	1	9,287	7,791	76	-37%	1%
Qatar	70	0	44,061	43,003	75	-9%	-17%
Czechia	296	2	8,406	4,556	74	58%	192%
Lebanon	179	1	6,874	3,002	62	69%	1%
UAE	111	0	10,191	9,156	44	26%	114%
Singapore	2	0	9,885	9,848	5	-62%	N/A
Total World	40	1	4,623	3,224	136	4%	8%

^{*}Change from 14d ago:
Compares 14d-avgs. of Daily New Cases/Deaths
today with 14d-avgs. from 14d ago

Today **Israel** reports the highest new cases per million (545 cases per 1M)

Sorted by Total Deaths / 1M
Top 50 countries selected by Cases / 1M
Excluded countries with population < 1M

N/A** due to inconsistent reporting of Recovered Cases



Top 50 Countries: Raw Volume

Updated 7 Oct 2020, 3:30 GMT

4

1 - 25

	Average over last 7 days		Total Since 22 Jan			Change from 14d Ago in 14 day avg of daily new	
	New Confirmed	New Deaths	Total Confirmed	Total Recovered	Total Deaths	Confirmed	Deaths
US	44,190	700	7,500,964	2,952,390	210,886	5%	-9%
EU	47,922	436	3,203,489	1,226,618	150,334	30%	48%
Brazil	27,374	653	4,969,141	4,430,340	147,494	-12%	-12%
India	75,910	1,008	6,757,131	5,744,693	104,555	-13%	-10%
Mexico	8,064	741	794,608	676,923	82,348	43%	36%
UK	12,007	53	532,779	N/A**	42,535	148%	160%
Italy	2,465	22	330,263	234,099	36,030	42%	67%
Peru	3,041	73	829,999	712,888	32,834	-21%	5%
Spain	11,021	154	825,410	150,376	32,486	-3%	21%
France	12,245	68	675,736	101,443	32,383	26%	46%
Iran	3,741	205	479,825	394,800	27,419	33%	31%
Colombia	6,538	170	869,808	770,812	27,017	-13%	-6%
Argentina	12,551	758	824,468	660,272	21,827	13%	122%
Russia	9,836	158	1,231,277	984,767	21,559	52%	21%
South Africa	1,524	62	683,242	616,857	17,103	-13%	-5%
Chile	1,715	49	473,306	445,418	13,070	8%	17%
Ecuador	901	56	142,056	120,511	11,702	-15%	15%
Indonesia	4,065	110	311,176	236,437	11,374	10%	-4%
Belgium	2,454	13	134,291	19,812	10,092	81%	219%
Canada	2,109	35	173,756	146,429	9,582	90%	257%
Germany	2,379	12	307,127	267,747	9,566	32%	133%
Iraq	4,119	58	387,121	316,371	9,531	3%	-17%
Turkey	1,469	60	327,557	287,599	8,553	-8%	7%
Bolivia	404	32	137,468	98,542	8,156	-34%	-22%
Netherlands	3,970	14	150,413	4,564	6,538	106%	239%

26 - 50

	Average over last 7 days		Total Since 22 Jan			Change from 14d Ago in 14 day avg of daily new	
	New Confirmed	New Deaths	Total Confirmed	Total Recovered	Total Deaths	Confirmed	Deaths
Pakistan	584	8	316,351	301,288	6,535	15%	41%
Egypt	118	12	103,902	97,449	6,001	-19%	-21%
Sweden	526	N/A	96,145	N/A**	5,883	80%	-59%
Philippines	2,504	60	326,833	273,313	5,865	-30%	-28%
Bangladesh	1,370	27	371,631	284,833	5,405	-15%	-13%
Romania	2,028	47	139,612	109,898	5,121	42%	15%
Saudi Arabia	437	26	337,243	322,612	4,923	-25%	-6%
China	20	0	90,667	85,566	4,739	-14%	-50%
Ukraine	4,357	67	240,811	107,210	4,624	31%	25%
Guatemala	557	10	94,870	83,480	3,310	4%	-30%
Poland	2,051	33	104,316	74,158	2,717	157%	123%
Panama	678	11	116,602	92,950	2,440	5%	-13%
Morocco	2,295	37	137,248	115,354	2,410	8%	13%
Dom. Rep.	496	7	115,371	91,569	2,149	-33%	-51%
Israel	5,729	38	277,026	211,397	1,797	50%	109%
Kazakhstan	65	3	108,362	103,465	1,746	-4%	-28%
Japan	503	6	86,540	78,521	1,609	-4%	-26%
Costa Rica	1,077	18	82,142	50,020	1,004	-8%	7%
Oman	580	8	102,648	91,275	990	11%	2%
Czechia	3,168	23	90,022	48,788	794	58%	192%
Kuwait	529	4	108,268	100,179	632	-20%	10%
Nepal	2,079	10	90,814	67,542	563	31%	9%
UAE	1,101	3	100,794	90,556	435	26%	114%
Qatar	201	0	126,943	123,893	216	-9%	-17%
Total World	308,918	5,996	35,805,389	24,976,032	1,049,728	4%	8%

*Change from 14d ago:
Compares 14d-avgs. of Daily New Cases/Deaths today with 14d-avgs. from 14d ago

In the last 14 days, confirmed cases in **Russia** increased 10%

Sorted by Raw Total Deaths
Top 50 countries selected by Total Cases
Excluded countries with population < 1M

N/A** due to inconsistent reporting of Recovered Cases



United States: Per 1M



1 - 25

	Average over last 7 days		Total Since 22 Jan			Change from 14d Ago* in 14 day avg of daily new	
	New Confirmed	New Deaths	Total Confirmed	Total Recovered	Total Deaths	Confirmed	Deaths
New Jersey	77	0	23,569	3,952	1,818	48%	-11%
New York	68	1	24,001	3,968	1,708	47%	74%
Massachusetts	91	2	19,725	16,506	1,384	60%	12%
Connecticut	77	1	16,616	2,639	1,268	30%	14%
Louisiana	105	3	36,363	33,162	1,203	-22%	-24%
Rhode Island	140	2	24,162	2,259	1,062	7%	-35%
Mississippi	194	3	34,164	30,434	1,017	15%	-31%
DC	71	1	22,178	17,499	894	-4%	0%
Arizona	74	2	30,491	4,969	785	-19%	-22%
Michigan	101	1	14,407	9,965	717	18%	-12%
Illinois	161	2	24,283	N/A	717	12%	15%
Florida	103	4	33,529	N/A	688	-15%	-10%
Georgia	112	3	30,577	N/A	681	-29%	-8%
Delaware	137	2	22,044	11,286	663	17%	-5%
S. Carolina	148	3	29,710	14,557	674	-18%	-31%
Maryland	92	0	21,206	1,267	656	-5%	-18%
Pennsylvania	79	1	13,297	10,584	642	21%	0%
Texas	154	3	27,541	23,703	570	-28%	-10%
Indiana	167	2	18,856	14,704	551	21%	36%
Nevada	154	2	26,919	728	529	58%	-46%
Alabama	202	2	32,729	13,858	526	7%	-32%
Arkansas	252	6	29,184	26,195	487	1%	-11%
Iowa	252	3	29,732	22,907	448	15%	11%
New Mexico	122	1	14,759	8,265	426	96%	-15%
Ohio	103	2	13,799	11,875	423	11%	-7%

26 - 51

	Average over last 7 days		Total Since 22 Jan			Change from 14d Ago* in 14 day avg of daily new	
	New Confirmed	New Deaths	Total Confirmed	Total Recovered	Total Deaths	Confirmed	Deaths
California	82	2	21,214	N/A	411	-7%	-23%
Virginia	94	2	17,919	2,122	385	-18%	-38%
Minnesota	185	2	18,749	16,954	379	46%	-7%
Tennessee	225	4	30,073	27,386	384	4%	-1%
Colorado	103	1	12,879	1,156	361	27%	8%
Missouri	228	3	22,212	N/A	360	-4%	93%
N. Carolina	165	2	21,096	18,368	350	52%	2%
New Hampshire	52	1	6,421	5,725	328	49%	60%
North Dakota	555	8	31,971	26,759	367	26%	110%
Washington	68	1	11,906	N/A	284	32%	-19%
Idaho	292	2	25,227	12,935	275	54%	-34%
Kentucky	203	2	16,607	2,854	273	22%	-19%
Oklahoma	257	2	23,590	20,020	269	2%	-4%
South Dakota	465	4	28,119	23,115	280	50%	59%
Nebraska	274	2	25,205	18,006	262	31%	-15%
Wisconsin	403	2	23,423	18,911	240	48%	78%
Kansas	274	2	21,947	743	241	42%	-33%
West Virginia	100	2	9,453	6,831	206	-7%	-26%
Montana	351	2	14,359	9,517	180	100%	-34%
Utah	325	1	24,779	18,258	152	49%	137%
Oregon	69	1	8,379	1,392	138	36%	7%
Maine	24	0	4,140	3,600	106	-3%	-67%
Hawaii	65	3	9,137	7,395	113	-5%	25%
Vermont	16	0	2,918	2,615	93	49%	N/A
Wyoming	234	1	11,697	9,361	92	93%	-43%
Alaska	201	0	11,964	7,457	79	64%	333%

*Change from 14d ago:
Compares 14d-avgs. of Daily New Cases/Deaths
today with 14d-avgs. from 14d ago

Since 30 Sept, reported deaths in **North Dakota** increased 14%

Sorted by Total Deaths / 1M

N/As due to states revising and updating case counts



United States: Raw Volume



1 - 25

	Average over last 7 days		Total Since 22 Jan			Change from 14d Ago* in 14 day avg of daily new	
	New Confirmed	New Deaths	Total Confirmed	Total Recovered	Total Deaths	Confirmed	Deaths
New York	1,323	11	466,908	77,192	33,219	47%	74%
New Jersey	683	4	209,342	35,102	16,147	48%	-11%
Texas	4,472	89	798,569	687,277	16,528	-28%	-10%
California	3,221	66	838,202	N/A	16,244	-7%	-23%
Florida	2,222	89	720,125	N/A	14,767	-15%	-10%
Massachusetts	625	16	135,957	113,768	9,538	60%	12%
Illinois	2,037	29	307,705	N/A	9,085	12%	15%
Pennsylvania	1,006	17	170,224	135,499	8,223	21%	0%
Michigan	1,008	13	143,877	99,521	7,161	18%	-12%
Georgia	1,192	34	324,650	N/A	7,229	-29%	-8%
Arizona	536	12	221,934	36,167	5,713	-19%	-22%
Louisiana	489	15	169,044	154,163	5,592	-22%	-24%
Ohio	1,199	23	161,299	138,807	4,947	11%	-7%
Connecticut	273	2	59,241	9,408	4,521	30%	14%
Maryland	556	3	128,204	7,661	3,967	-5%	-18%
Indiana	1,126	14	126,946	98,988	3,711	21%	36%
N. Carolina	1,732	25	221,258	192,644	3,670	52%	2%
S. Carolina	762	16	152,970	74,949	3,471	-18%	-31%
Virginia	800	15	152,945	18,112	3,288	-18%	-38%
Mississippi	577	10	101,678	90,577	3,027	15%	-31%
Alabama	989	9	160,477	67,948	2,580	7%	-32%
Tennessee	1,538	29	205,375	187,026	2,621	4%	-1%
Washington	517	6	90,663	N/A	2,165	32%	-19%
Minnesota	1,042	10	105,740	95,614	2,140	46%	-7%
Missouri	1,399	20	136,327	N/A	2,209	-4%	93%

26 - 51

	Average over last 7 days		Total Since 22 Jan			Change from 14d Ago* in 14 day avg of daily new	
	New Confirmed	New Deaths	Total Confirmed	Total Recovered	Total Deaths	Confirmed	Deaths
Nevada	474	5	82,916	2,242	1,629	58%	-46%
Iowa	796	10	93,805	72,273	1,413	15%	11%
Arkansas	759	17	88,071	79,052	1,469	1%	-11%
Wisconsin	2,346	14	136,379	110,110	1,399	48%	78%
Kentucky	905	7	74,194	12,751	1,218	22%	-19%
Rhode Island	149	2	25,596	2,393	1,125	7%	-35%
Oklahoma	1,018	7	93,346	79,219	1,066	2%	-4%
New Mexico	256	3	30,947	17,330	894	96%	-15%
Kansas	798	7	63,938	2,165	701	42%	-33%
Delaware	134	2	21,466	10,990	646	17%	-5%
DC	50	1	15,652	12,350	631	-4%	0%
Oregon	293	4	35,339	5,870	581	36%	7%
Nebraska	530	4	48,757	34,830	507	31%	-15%
Idaho	521	4	45,082	23,115	492	54%	-34%
Utah	1,043	4	79,439	58,534	488	49%	137%
New Hampshire	71	1	8,731	7,785	446	49%	60%
West Virginia	178	3	16,942	12,242	370	-7%	-26%
North Dakota	423	6	24,364	20,392	280	26%	110%
South Dakota	411	4	24,876	20,449	248	50%	59%
Montana	375	2	15,347	10,172	192	100%	-34%
Maine	33	0	5,565	4,839	142	-3%	-67%
Hawaii	92	4	12,937	10,470	160	-5%	25%
Vermont	10	0	1,821	1,632	58	49%	N/A
Alaska	147	0	8,752	5,455	58	64%	333%
Wyoming	136	0	6,770	5,418	53	93%	-43%
Colorado	595	5	74,169	6,655	2,081	27%	8%

*Change from 14d ago:
Compares 14d-avgs. of Daily New Cases/Deaths
today with 14d-avgs. from 14d ago

Cumulative confirmed cases in **North Carolina** grew 13% in the last 2 weeks

Sorted by Raw Total Deaths

N/As due to states revising and updating case counts



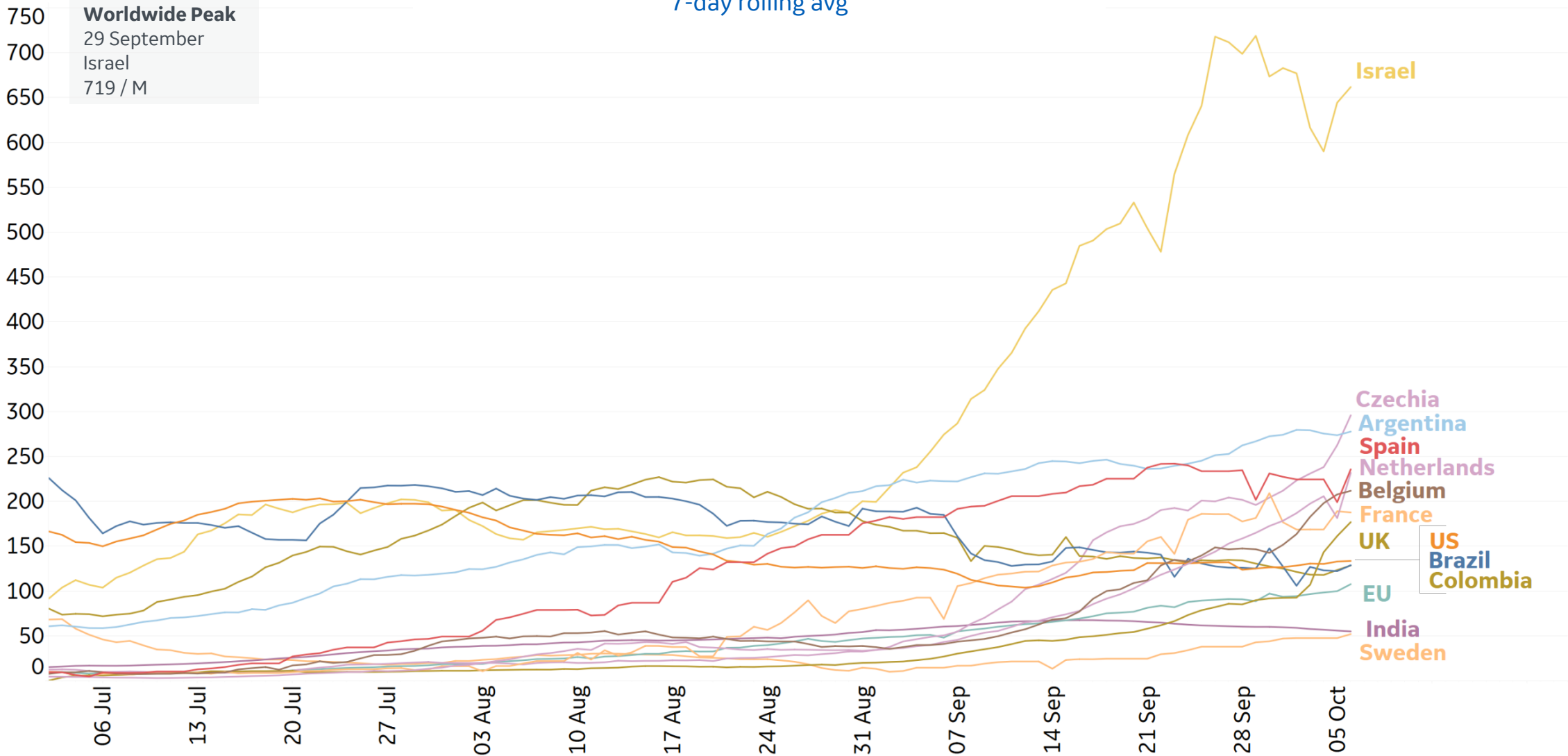
New Confirmed Cases in Select Countries

Updated 7 Oct 2020, 3:30 GMT

7

Daily New Confirmed Cases / 1M

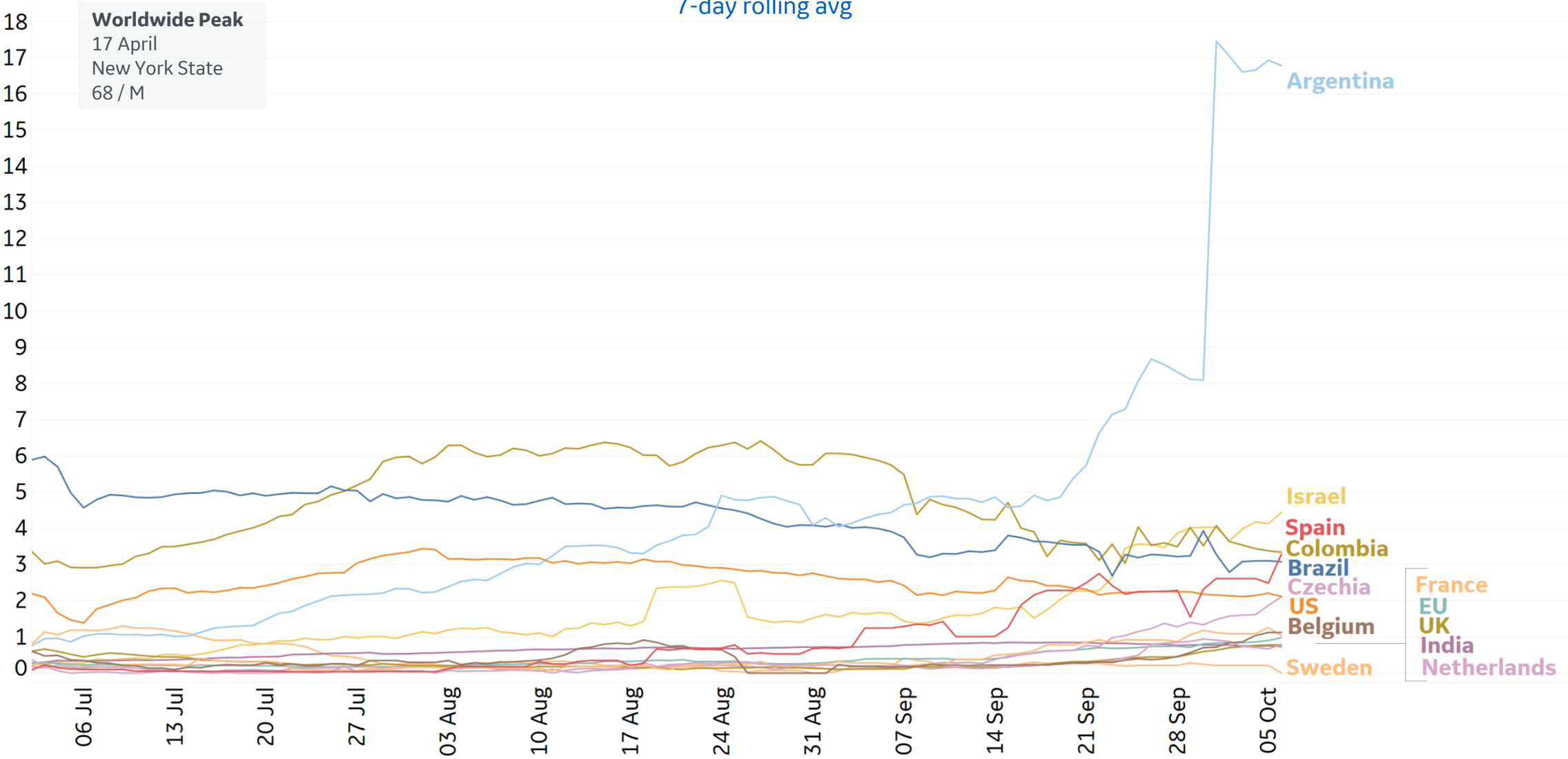
7-day rolling avg





New Deaths in Select Countries

Daily New Deaths / 1M
7-day rolling avg

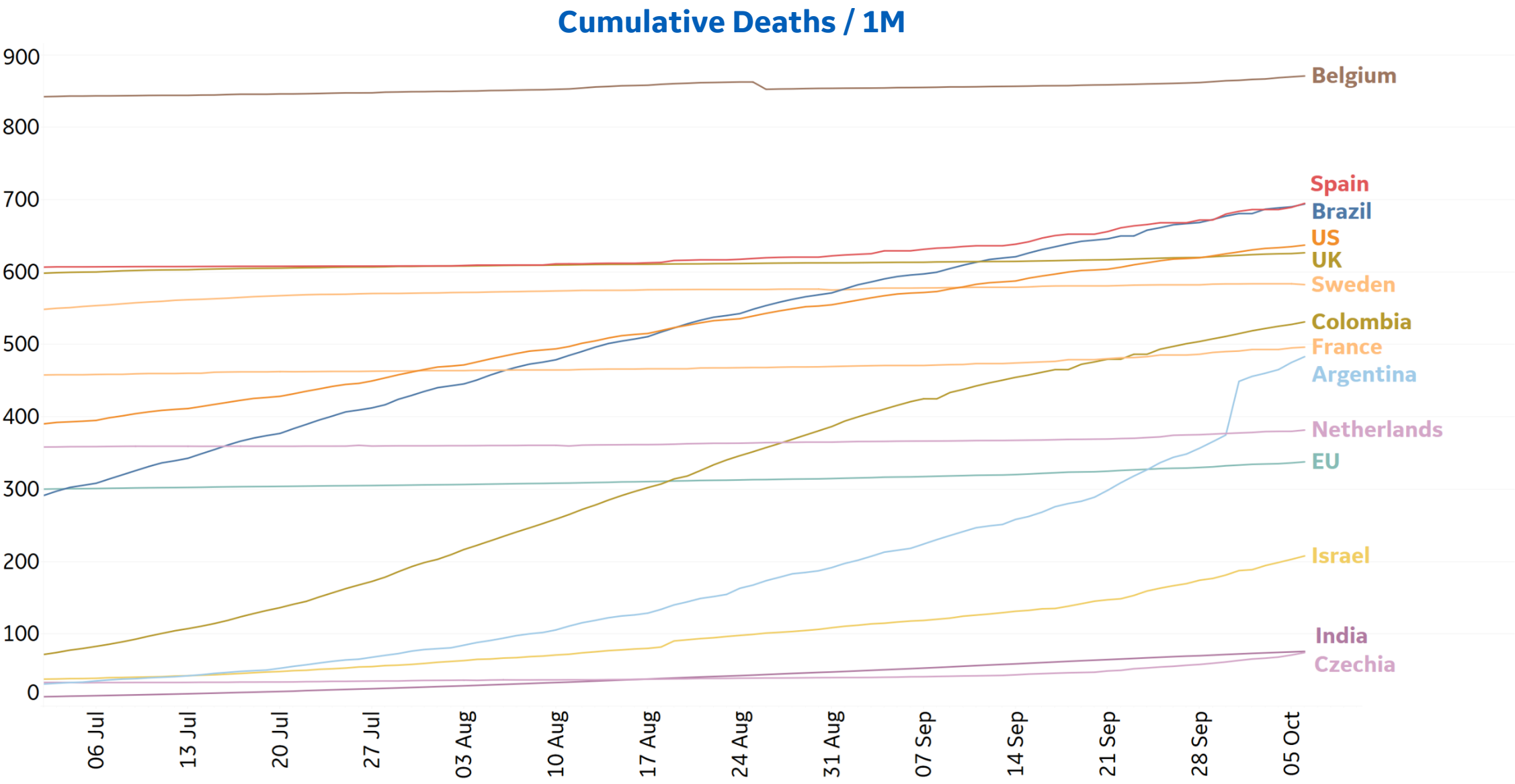


*Large jump in Argentina's daily new deaths due to batched reporting



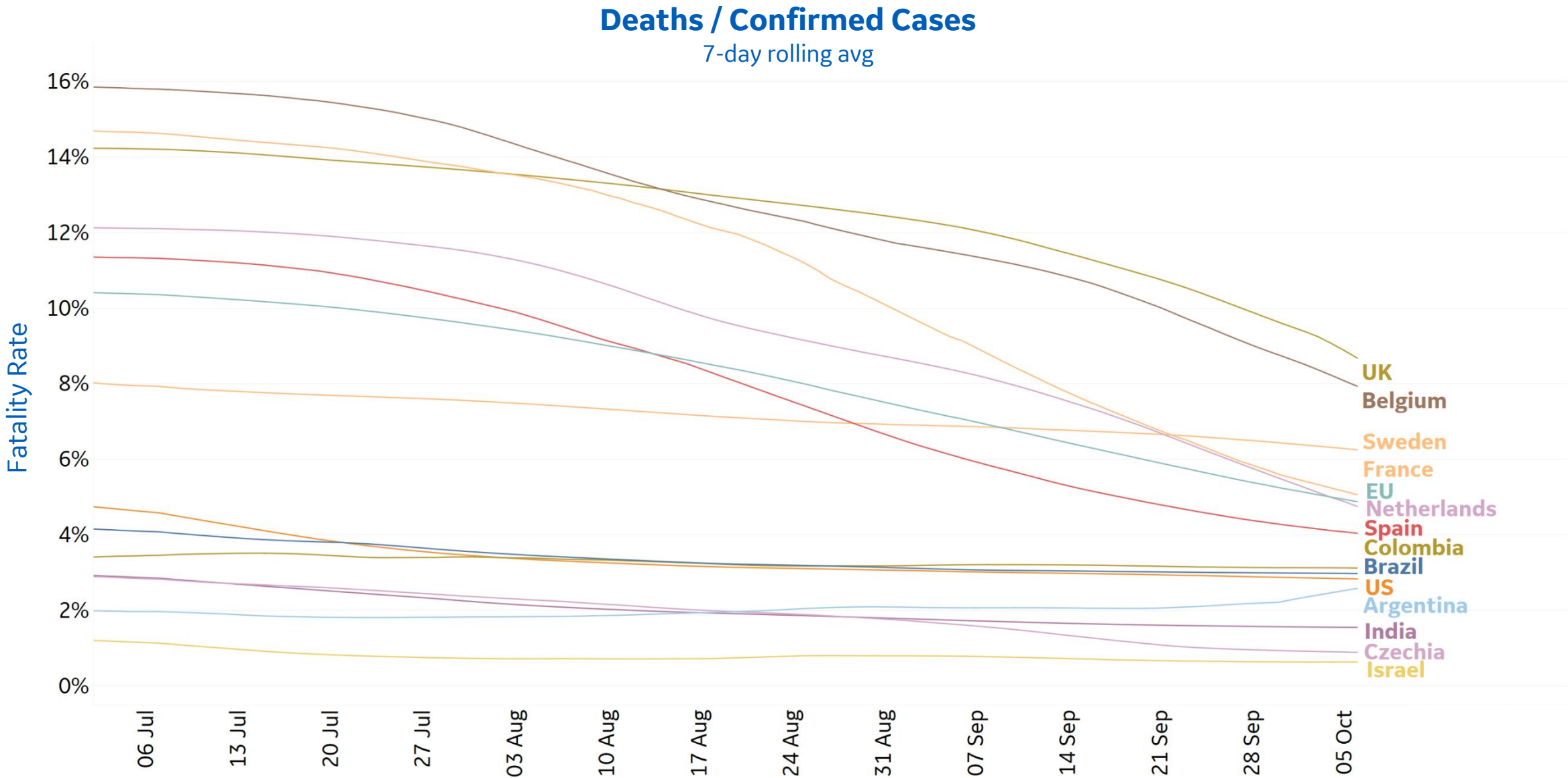
Cumulative Deaths in Select Countries

Updated 7 Oct 2020, 3:30 GMT





Fatality Rate in Select Countries

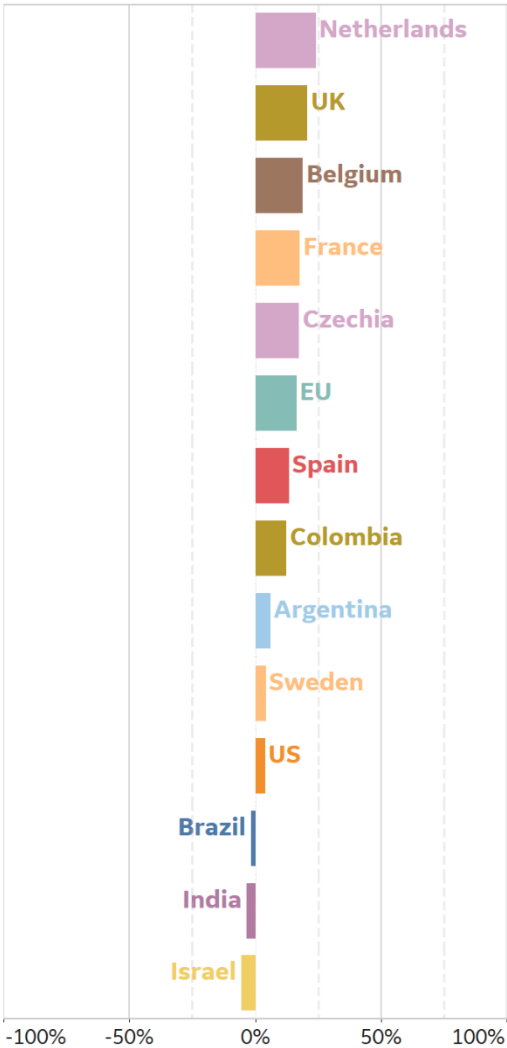




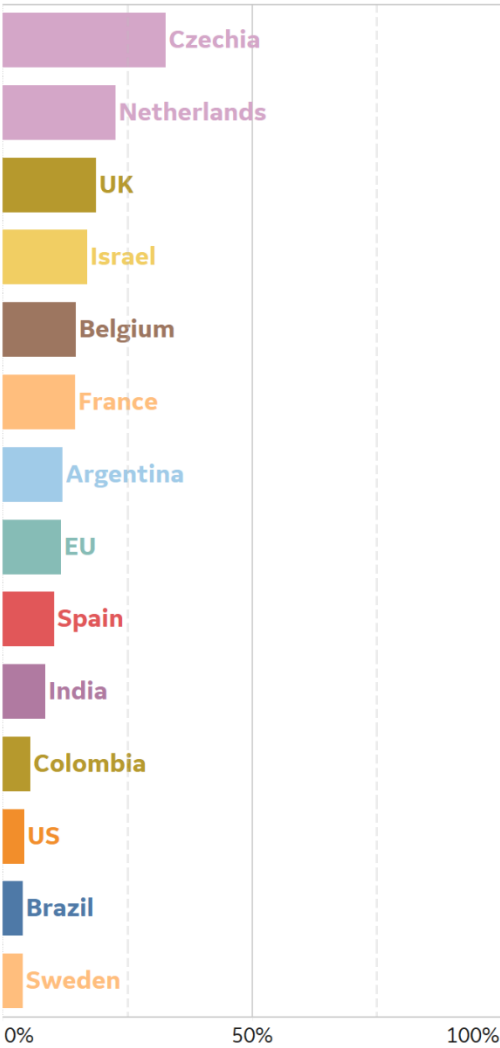
% Change in Case Volume in Select Countries

Over Previous 7 days

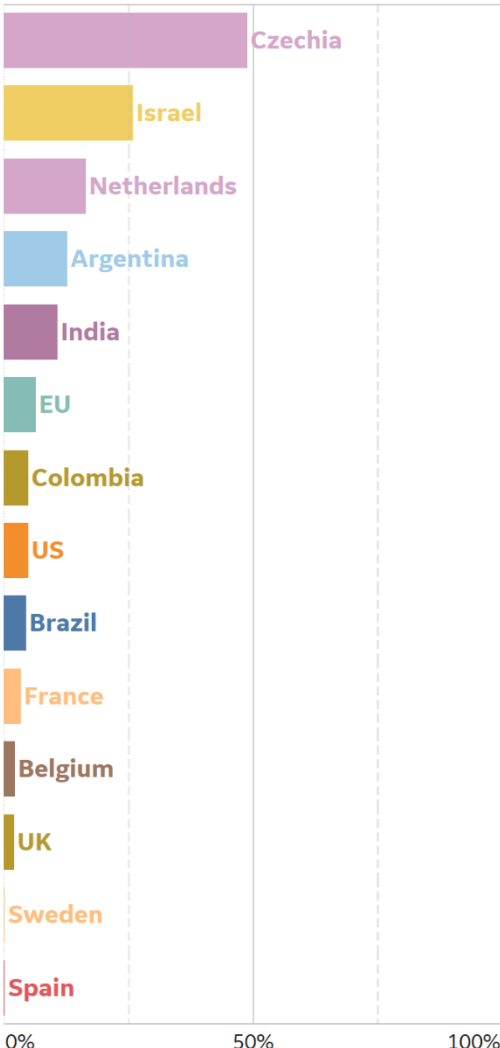
Active Cases



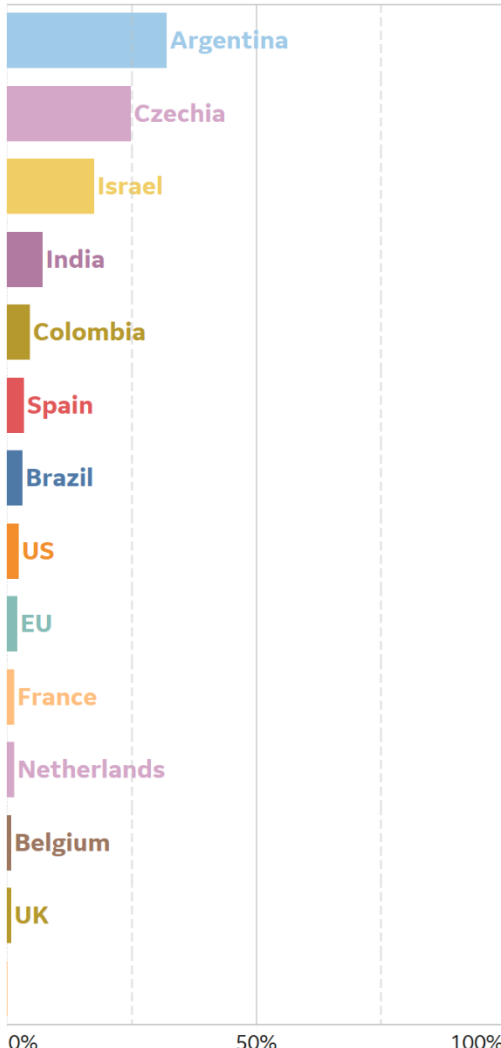
Confirmed Cases



Reported Recoveries



Reported Deaths

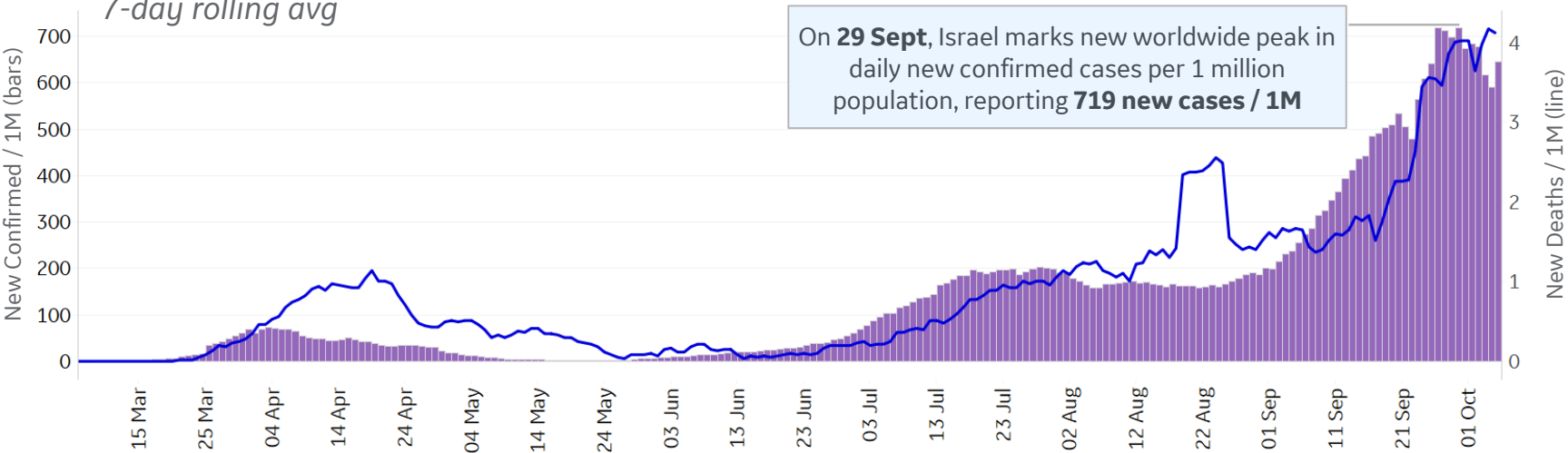




Feature: Israel

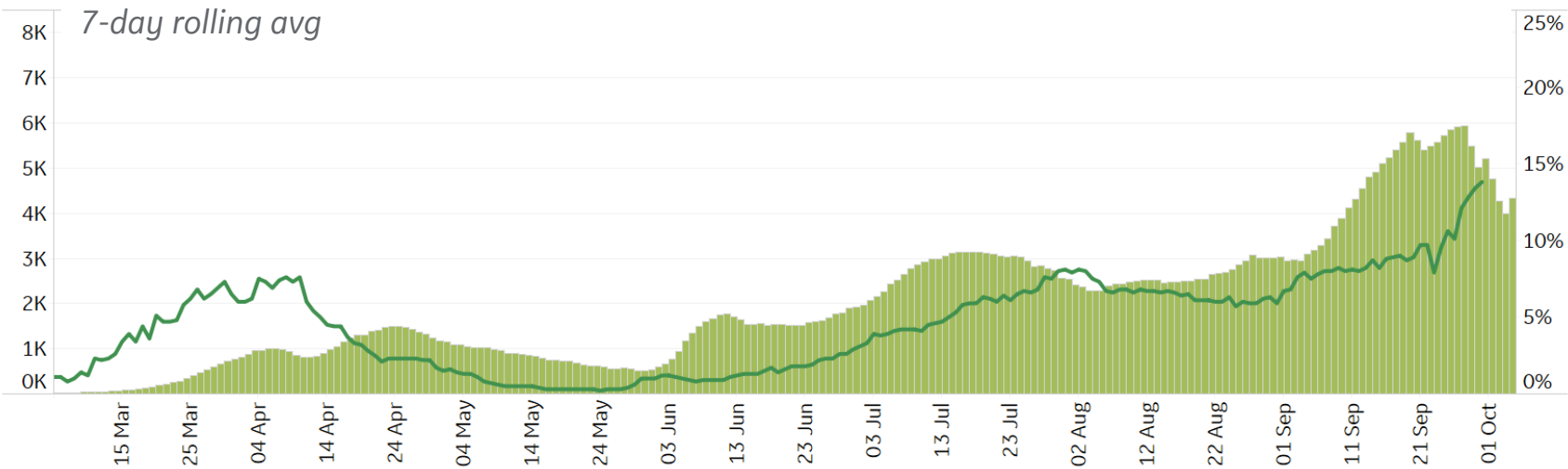
New Confirmed Cases / 1M & New Deaths / 1M

7-day rolling avg



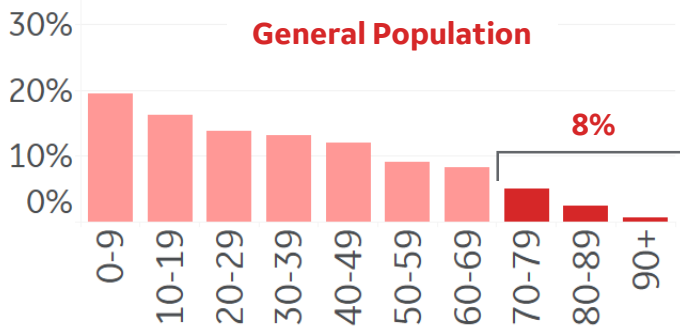
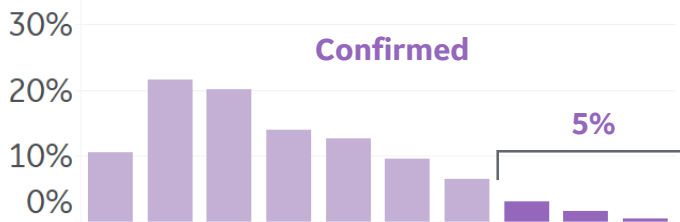
Daily New Tests / 1M & Positivity Rate over time

7-day rolling avg



Age Profiles

While only **8% of Israel's population** is over 70 years old, this group makes up **5% of confirmed cases** and **82% of reported deaths**





Per 1M in Region

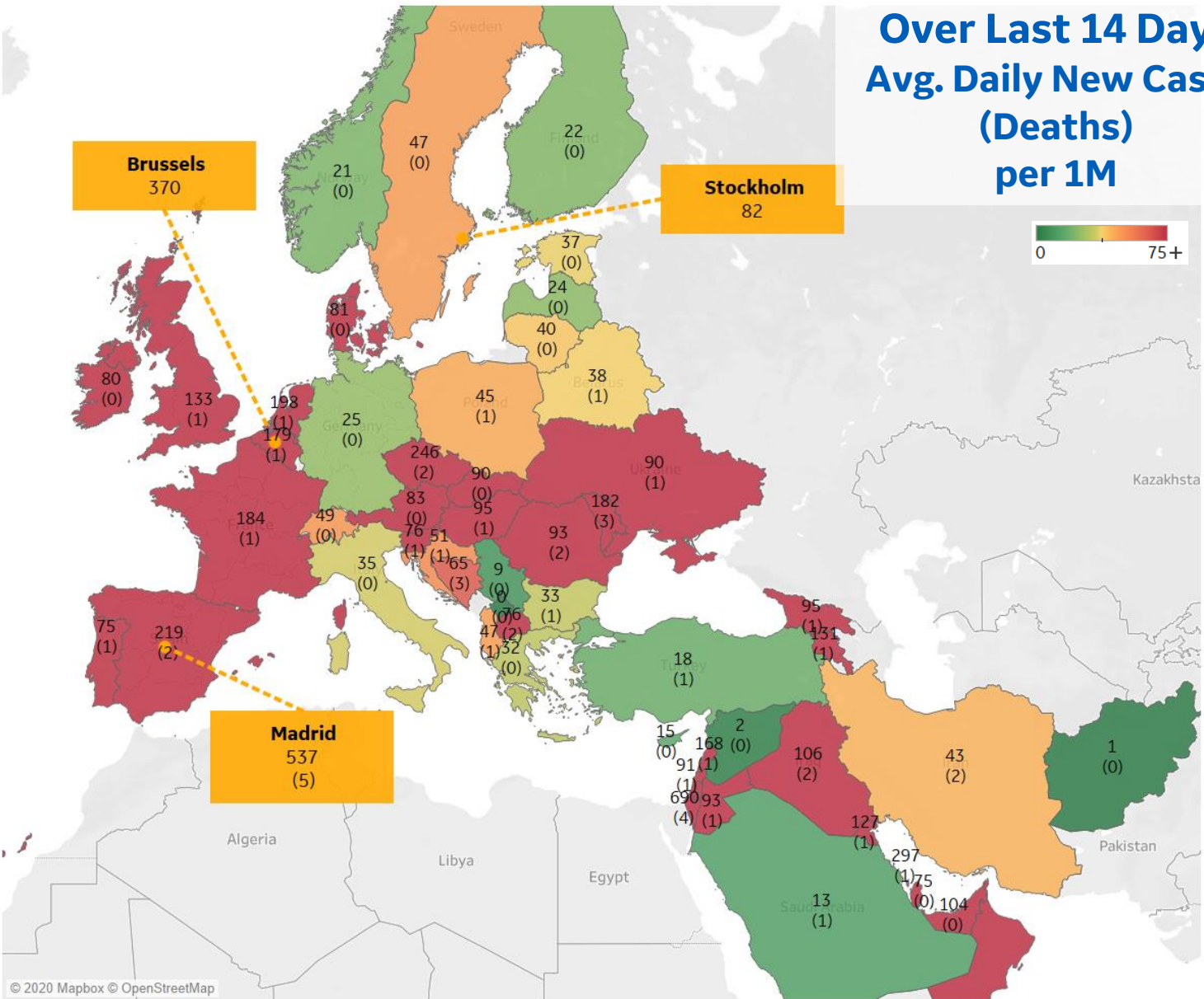
	Today	Change
Active Cases	2,956	+2%
Confirmed	104 new	+1%
Deaths	1 new	+0.5%
Recovered	38 new	+1%

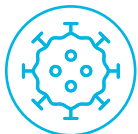
Most Daily New Cases / 1M

Israel	690
Bahrain	297
Czechia	246
Spain	219
Netherlands	198
France	184
Moldova	182
Belgium	179
Lebanon	168
UK	133

* Excludes regions with population < 1M

Over Last 14 Days Avg. Daily New Cases (Deaths) per 1M





GE Healthcare
COMMAND CENTERS

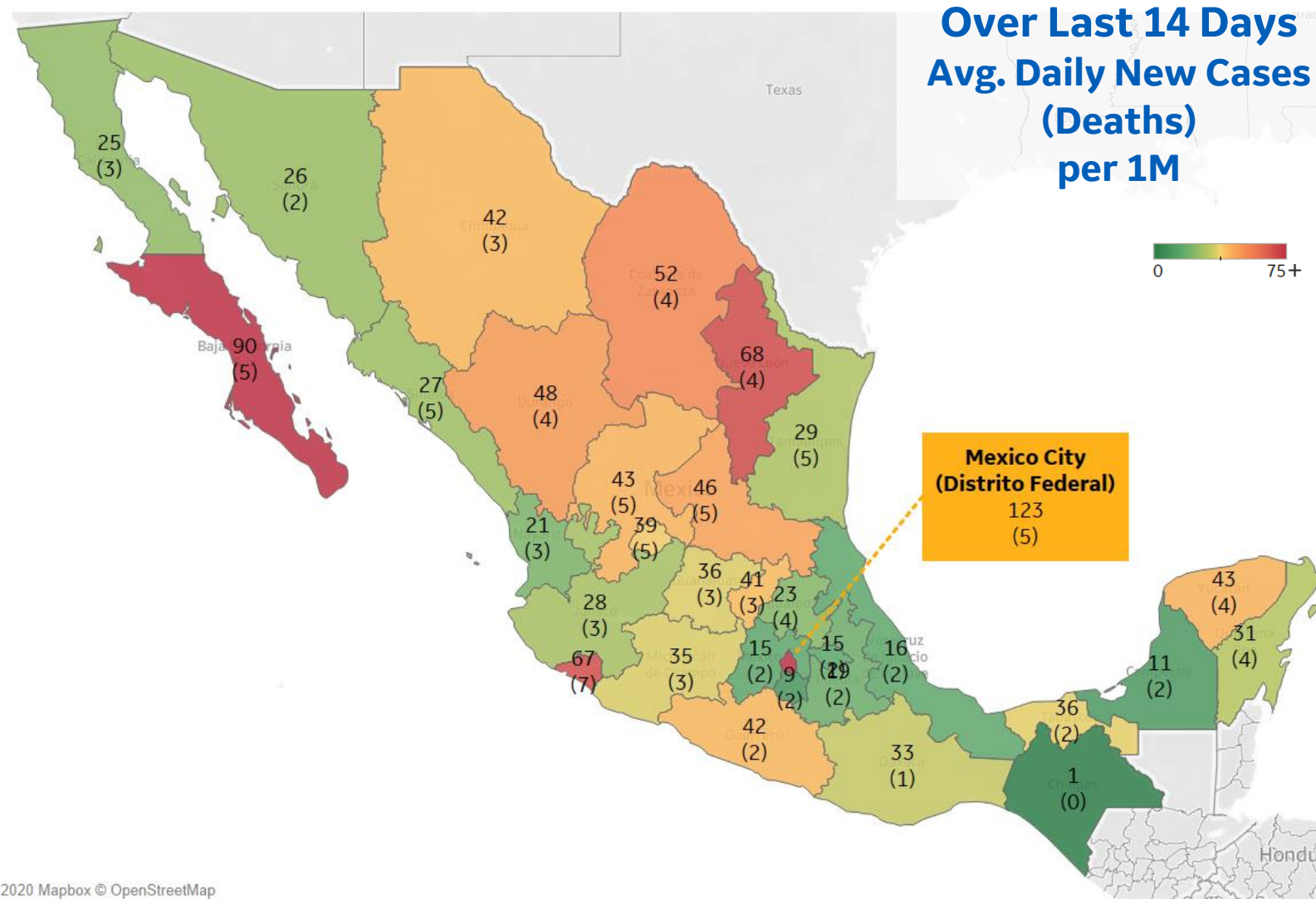
Updated 7 Oct 2020, 3:30 GMT 14

14

	Today	Change
Active Cases	274	-7%
Confirmed	37 new	+1%
Deaths	4 new	+1%
Recovered	53 new	+1%

	Today	Change
Active Cases	274	-7%
Confirmed	37 new	+1%
Deaths	4 new	+1%
Recovered	53 new	+1%

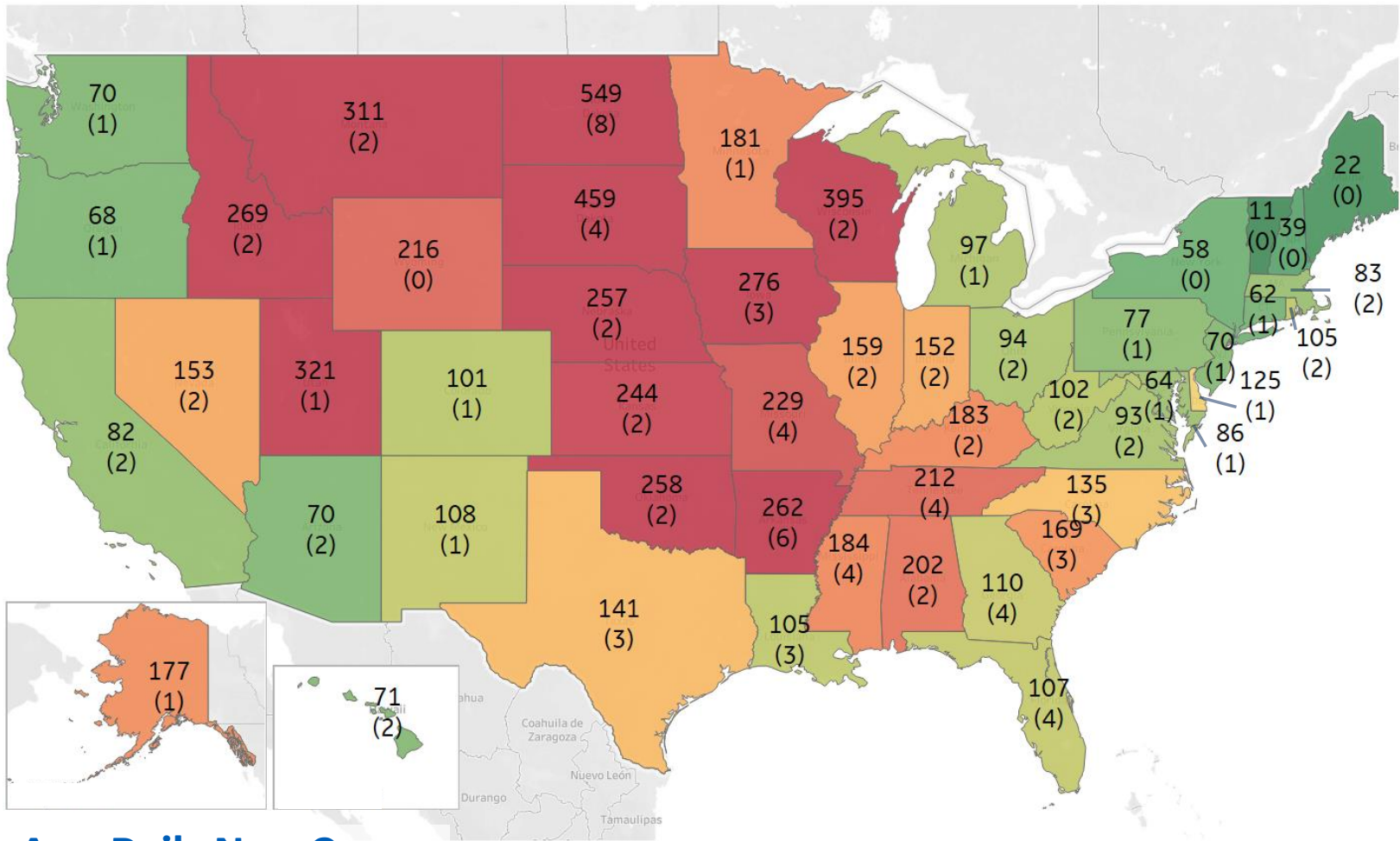
Distrito Federal	123
Baja California Sur	90
Nuevo León	68
Colima	67
Coahuila	52
Durango	48
San Luis Potosí	46
Yucatán	43
Zacatecas	43
Chihuahua	42



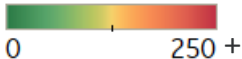
**Source data discrepancies between Mexican Government and Johns Hopkins Coronavirus Resource Center*



Over Last 14 Days...



Avg. Daily New Cases
(Deaths)
per 1M



Note: Scale different from
other pages

Top 10 by New Confirmed

Avg New Confirmed Cases / 1M

North Dakota	549
South Dakota	459
Wisconsin	395
Utah	321
Montana	311
Iowa	276
Idaho	269
Arkansas	262
Oklahoma	258
Nebraska	257

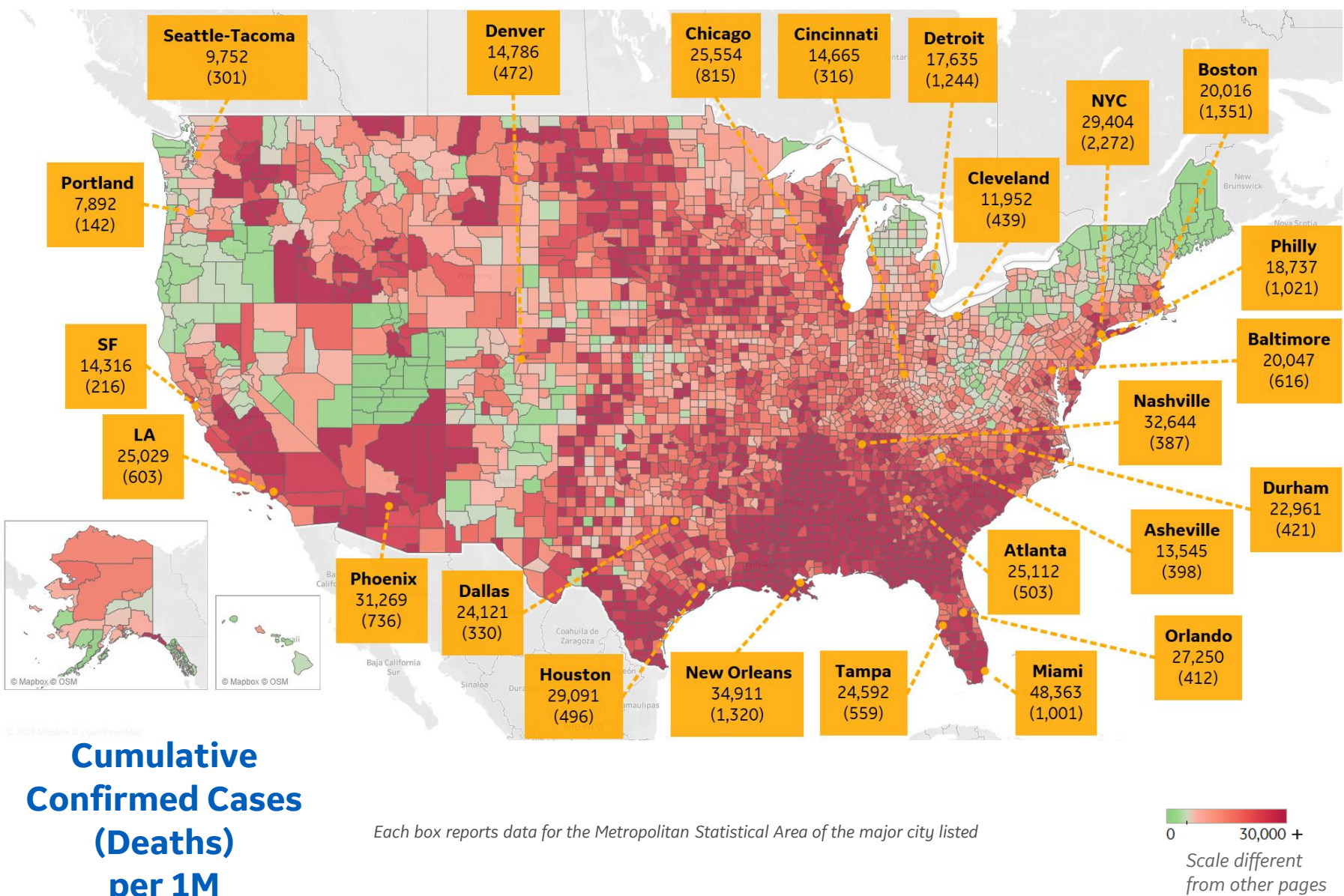
Top 10 by New Deaths

Avg New Deaths / 1M

North Dakota	8
Arkansas	6
Florida	4
Mississippi	4
Missouri	4
Tennessee	4
Georgia	4
South Dakota	4
Texas	3
South Carolina	3



US by County & Metro, Cumulative to Date



Top 25 Counties

Cumulative Confirmed Cases / 1M

Miami-Dade County, FL	63,619
Nueces County, TX	57,210
Cameron County, TX	54,421
Webb County, TX	51,169
Rockland County, NY	49,695
Yakima County, WA	45,864
Jefferson Parish, LA	41,261
Lubbock County, TX	41,105
Brown County, WI	40,103
Broward County, FL	40,013
Westchester County, NY	39,862
Davidson County, TN	39,643
Escambia County, FL	39,307
Charleston County, SC	39,076
Passaic County, NJ	38,489
Richland County, SC	38,111
Hidalgo County, TX	37,772
Leon County, FL	37,165
Kern County, CA	36,127
Tulare County, CA	35,371
Nassau County, NY	34,926
East Baton Rouge Parish, LA	34,841
Galveston County, TX	34,509
Osceola County, FL	34,188
Shelby County, TN	34,163

Note: Includes counties ≥ 250K population

* New York City counties aggregated into one reporting area



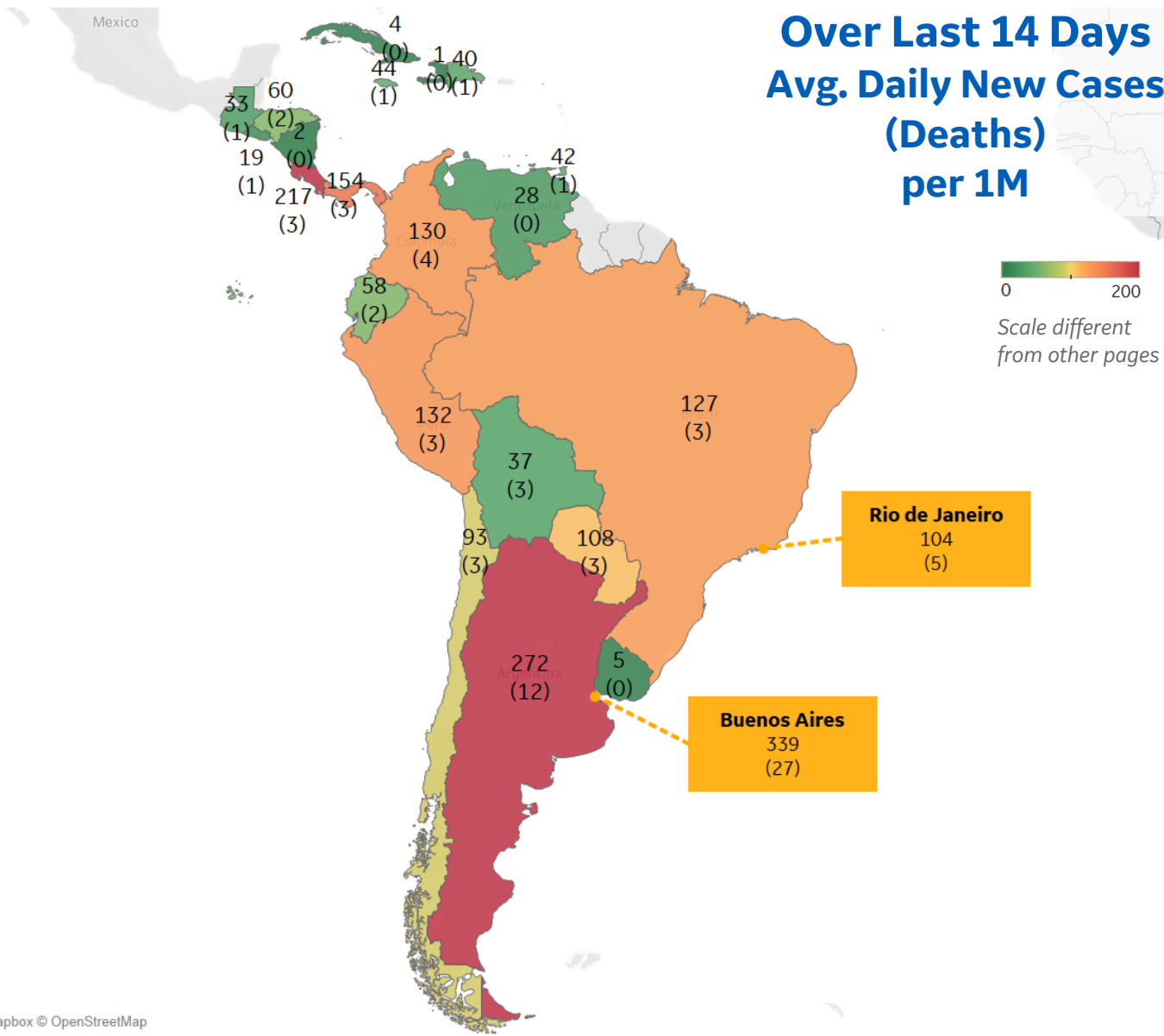
Per 1M in Region

	Today	Change
Active Cases	1,763	+1%
Confirmed	143 new	+0.8%
Deaths	3 new	+0.6%
Recovered	121 new	+1%

Most Daily New Cases / 1M

Argentina	272
Costa Rica	217
Panama	154
Peru	132
Colombia	130
Brazil	127
Paraguay	108
Chile	93
Honduras	60
Ecuador	58

* Excludes regions with population < 1M





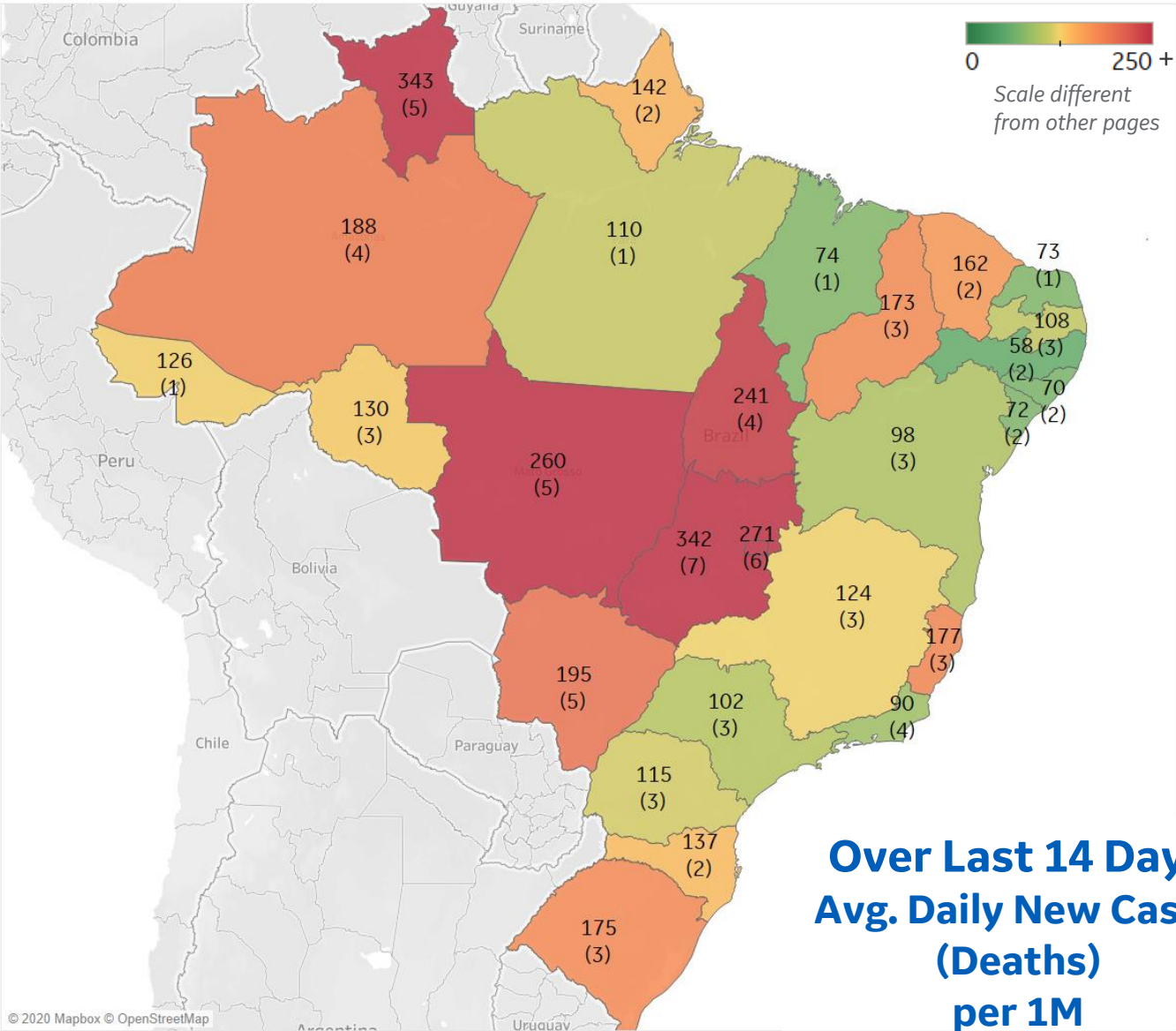
Per 1M in Region

	Today	Change
Active Cases	1,841	+2%
Confirmed	197 new	+0.9%
Deaths	4 new	+0.6%
Recovered	153 new	+0.7%

Most Daily New Cases / 1M

Goiás	342
Distrito Federal	271
MatoGrosso	260
Tocantins	241
MatoGrosso d..	195
Amazonas	188
Espírito Santo	177
Rio Grande do ..	175
Piauí	173
Ceará	162

* Excludes regions with population < 1M





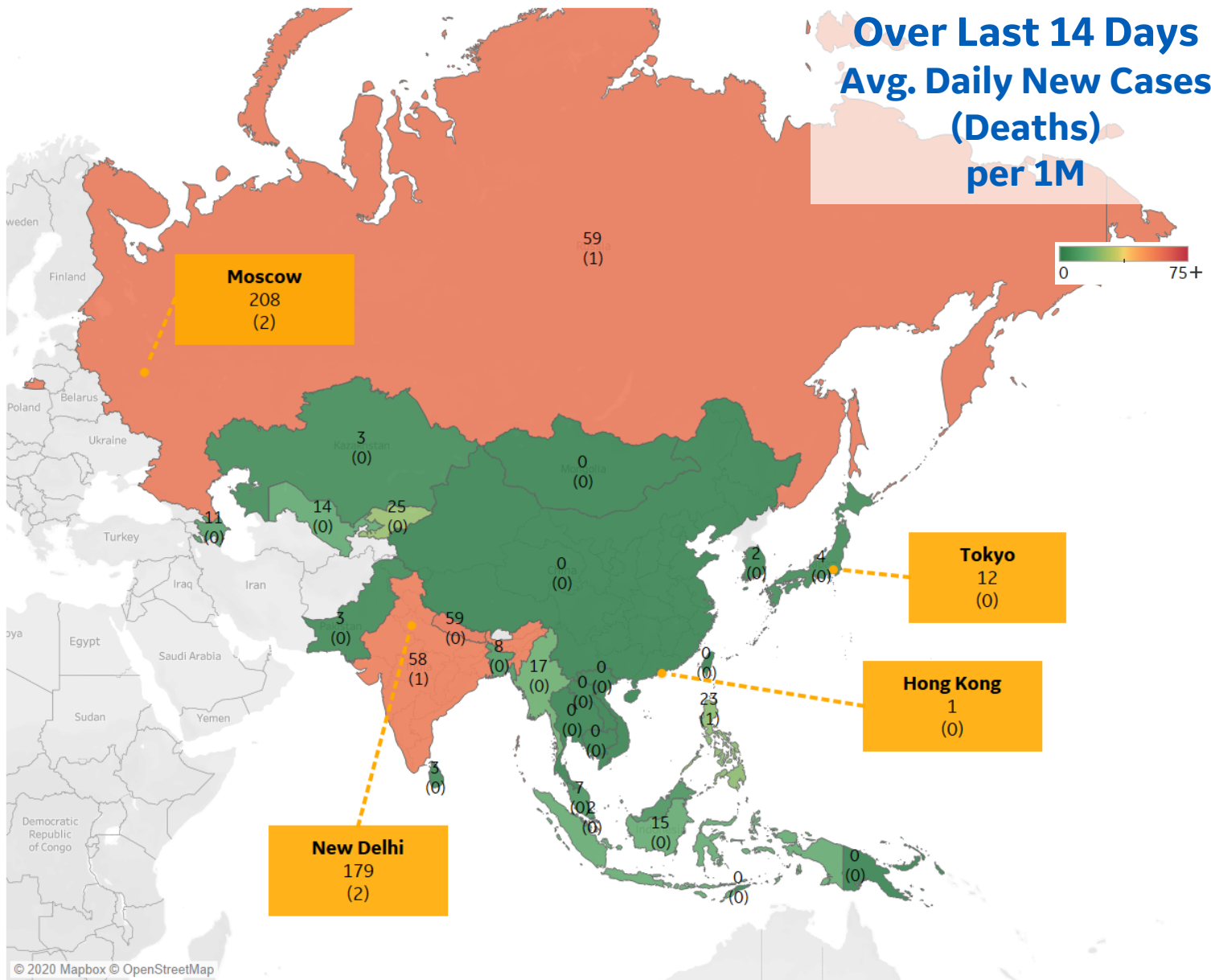
Per 1M in Region

	Today	Change
Active Cases	320	+0%
Confirmed	22 new	+1.0%
Deaths	0.3 new	+0.9%
Recovered	23 new	+1%

Most Daily New Cases / 1M

Nepal	59
Russia	59
India	58
Kyrgyzstan	25
Philippines	23
Myanmar	17
Indonesia	15
Uzbekistan	14
Azerbaijan	11
Bangladesh	8

* Excludes regions with population < 1M





Per 1M in Region

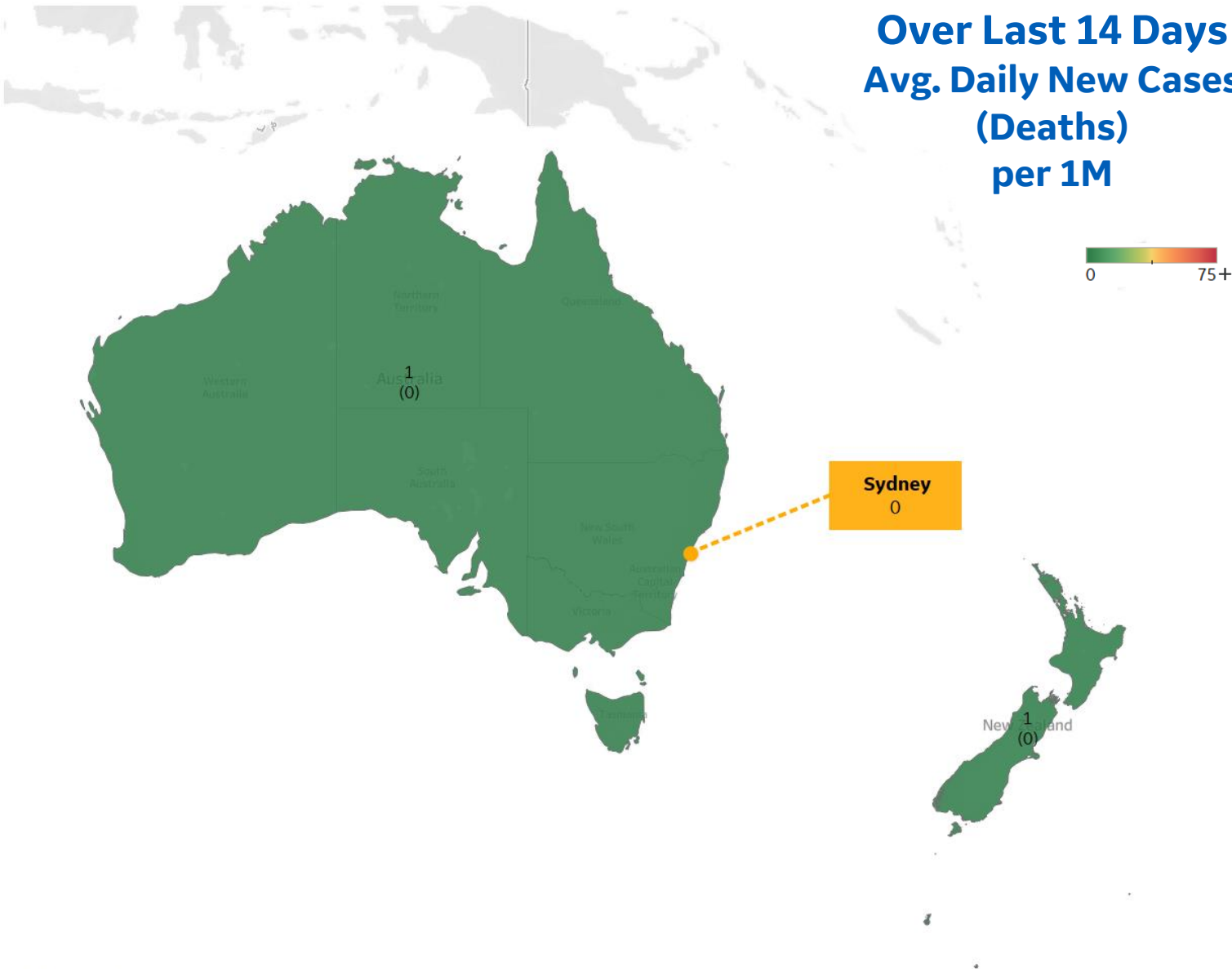
	Today	Change
Active Cases	45	-2%
Confirmed	0 new	+0.0%
Deaths	0.10 new	+0.2%
Recovered	1 new	+0.1%

Most Daily New Cases / 1M

Australia	1
New Zealand	1

* Excludes regions with population < 1M

Over Last 14 Days Avg. Daily New Cases (Deaths) per 1M





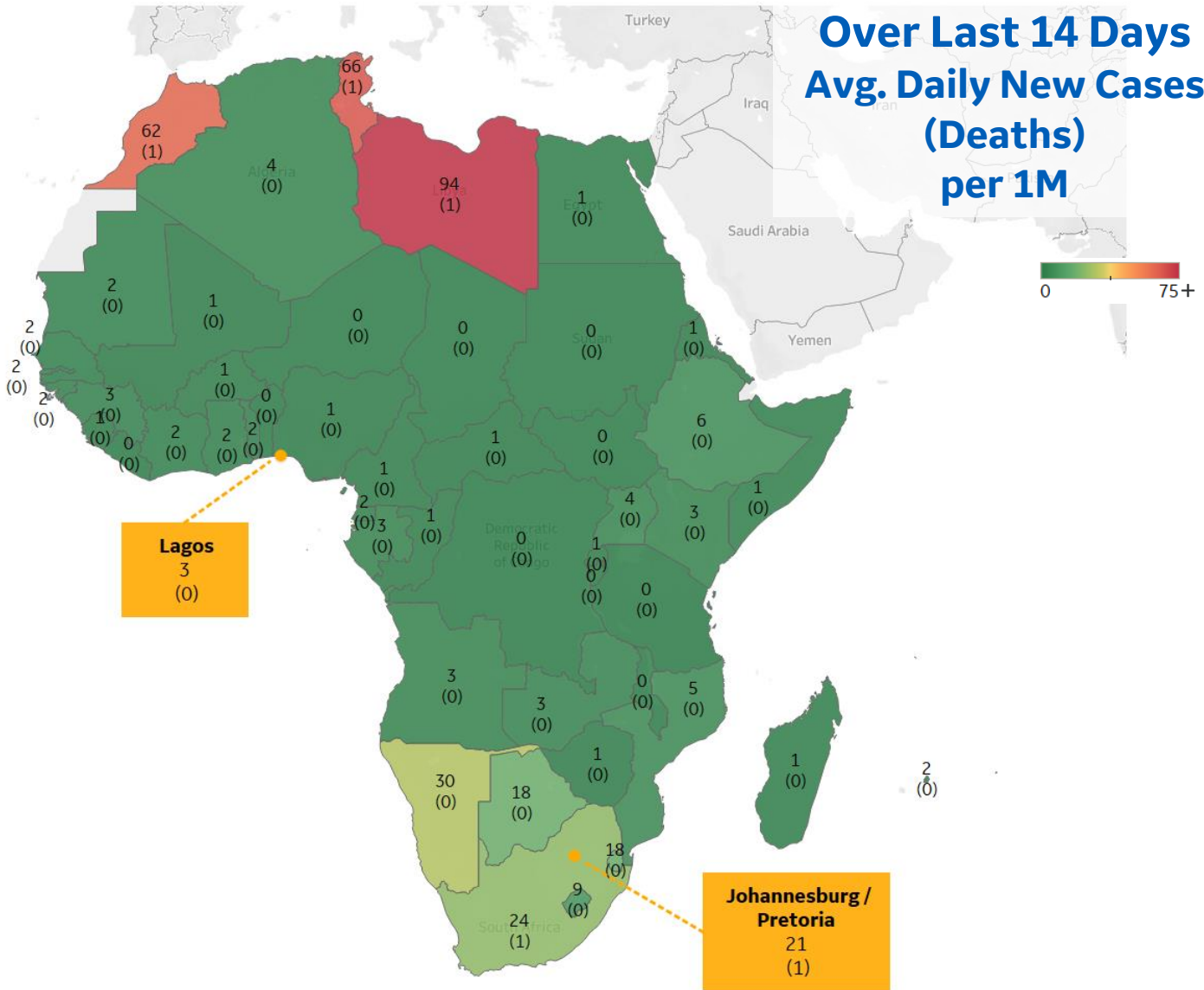
Per 1M in Region

	Today	Change
Active Cases	165	+0%
Confirmed	5 new	+0.4%
Deaths	0.1 new	+0.5%
Recovered	5 new	+0.5%

Most Daily New Cases / 1M

Libya	94
Tunisia	66
Morocco	62
Namibia	30
South Africa	24
Botswana	18
Eswatini	18
Lesotho	9
Ethiopia	6
Mozambique	5

* Excludes regions with population < 1M





Sources



** Per 1M = Per 1 Million Population unless otherwise noted

Johns Hopkins Coronavirus Resource Center:

<https://coronavirus.jhu.edu/map.html>

Worldometer Coronavirus Reporting:

<https://www.worldometers.info/coronavirus/>

Public Health England:

<https://www.gov.uk/government/publications/covid-19-track-coronavirus-cases>

US Department of Homeland Security, Homeland Infrastructure Foundation-Level Data:

<https://hifld-geoplatform.opendata.arcgis.com/datasets/hospitals>

City of New York, NYC Health:

<https://www1.nyc.gov/site/doh/covid/covid-19-data.page>

Chicago Coronavirus Latest Data:

<https://www.chicago.gov/city/en/sites/covid-19/home/latest-data.html>

National Health Commission of the PRC:

<http://www.nhc.gov.cn/xcs/yqtb/202003/bf66696029ba420098164607240074f8.shtml>

Korean Centers for Disease Control and Prevention:

http://www.cdc.go.kr/cdc_eng/

CDC, Severe Outcomes Among Patients with Coronavirus Disease 2019 (COVID-19):

<https://www.cdc.gov/mmwr/volumes/69/wr/mm6912e2.htm>

Italian Department of Civil Protection, COVID Monitoring:

<http://opendatadpc.maps.arcgis.com/apps/opsdashboard/index.html#/b0c68bce2cce478eaac82fe38d4138b1>

The COVID Tracking Project:

<https://covidtracking.com/data/>

UK Office for National Statistics

<https://www.ons.gov.uk/peoplepopulationandcommunity/birthsdeathsandmarriages/deaths/bulletins/deathsregisteredweeklyinenglandandwalesprovisional/weekending24april2020>

COVID-19 Information for Switzerland:

<https://www.corona-data.ch/>

Provincial Health Services Authority of Canada. BC Center for Disease Control:

<http://www.bccdc.ca/about/news-stories/stories/2020/information-on-novel-coronavirus>

Secretary of Health, Mexico:

<https://www.gob.mx/salud/en>

OECD Economic Outlooks, Statistics:

https://www.oecd-ilibrary.org/economics/data/oecd-economic-outlook-statistics-and-projections_eo-data-en

Public Health Authority of Sweden:

<https://www.folkhalsomyndigheten.se/smittskydd-beredskap/utbrott/aktuella-utbrott/covid-19/bekraftade-fall-i-sverige>

National Public Health Agency of France:

<https://www.santepubliquefrance.fr/regions/ile-de-france/documents/bulletin-regional/2020/covid-19-point-epidemiologique-en-ile-de-france-du-23-avril-2020>

Florida Department of Health, COVID-19 Response:

<https://floridahealthcovid19.gov>

CDC:

<https://www.cdc.gov/covid-data-tracker/index.html#demographics>

CDC Provisional COVID19 Deaths Counts

<https://data.cdc.gov/NCHS/Provisional-COVID-19-Death-Counts-by-Sex-Age-and-S/9bhg-hcku>

Johns Hopkins Coronavirus Resource Center:

<https://coronavirus.jhu.edu/map.html>

WHO Europe, Surveillance Report:

<http://www.euro.who.int/en/health-topics/health-emergencies/coronavirus-covid-19/weekly-surveillance-report>

WHO Europe, Principles for Transition:

<http://www.euro.who.int/en/media-centre/sections/statements/2020/statement-transition-to-a-new-normal-during-the-covid-19-pandemic-must-be-guided-by-public-health-principles>