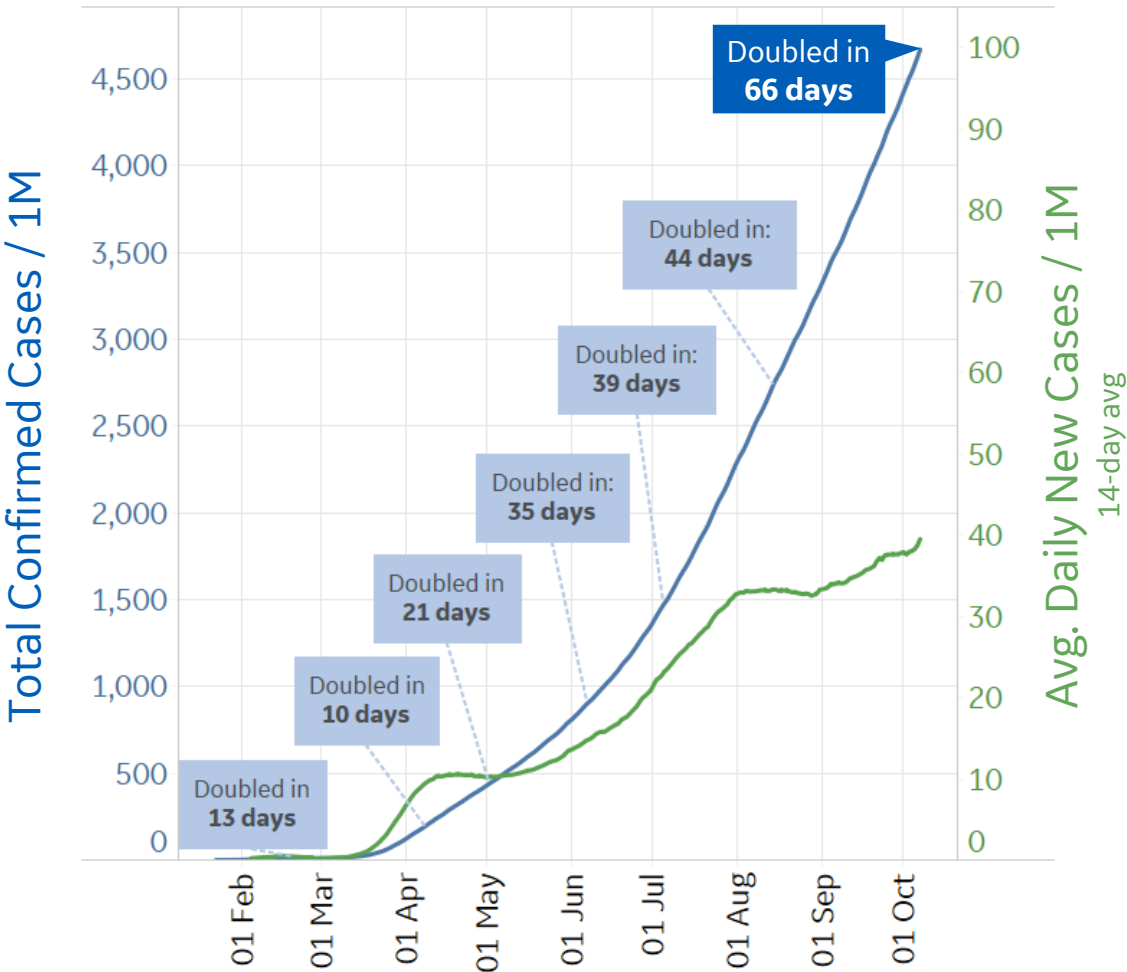




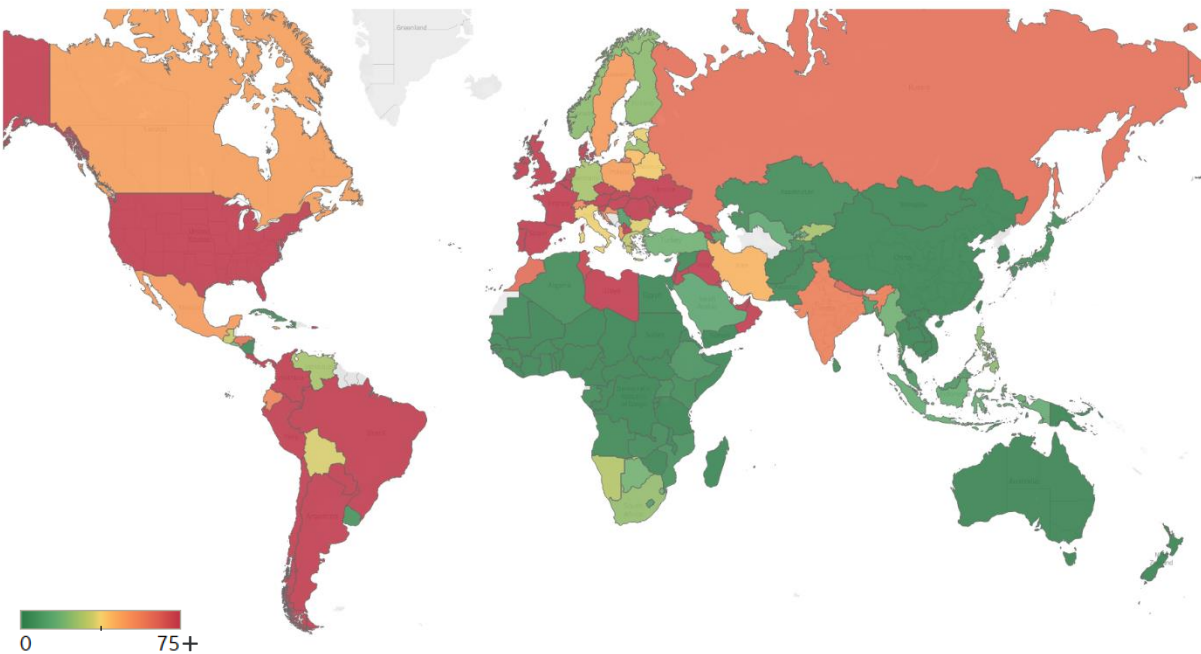
Global Confirmed & Active Cases

Trend since 22 Jan

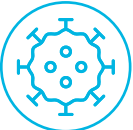


Avg. Daily New Cases / 1M

Over the last 14 days



Per 1M:	Today	Change
Active Today	1,273	+0.9%
Active	11 new	+0.9%
Confirmed	46 new	+1%
Deaths	1 new	+1%
Recovered	34 new	+1%



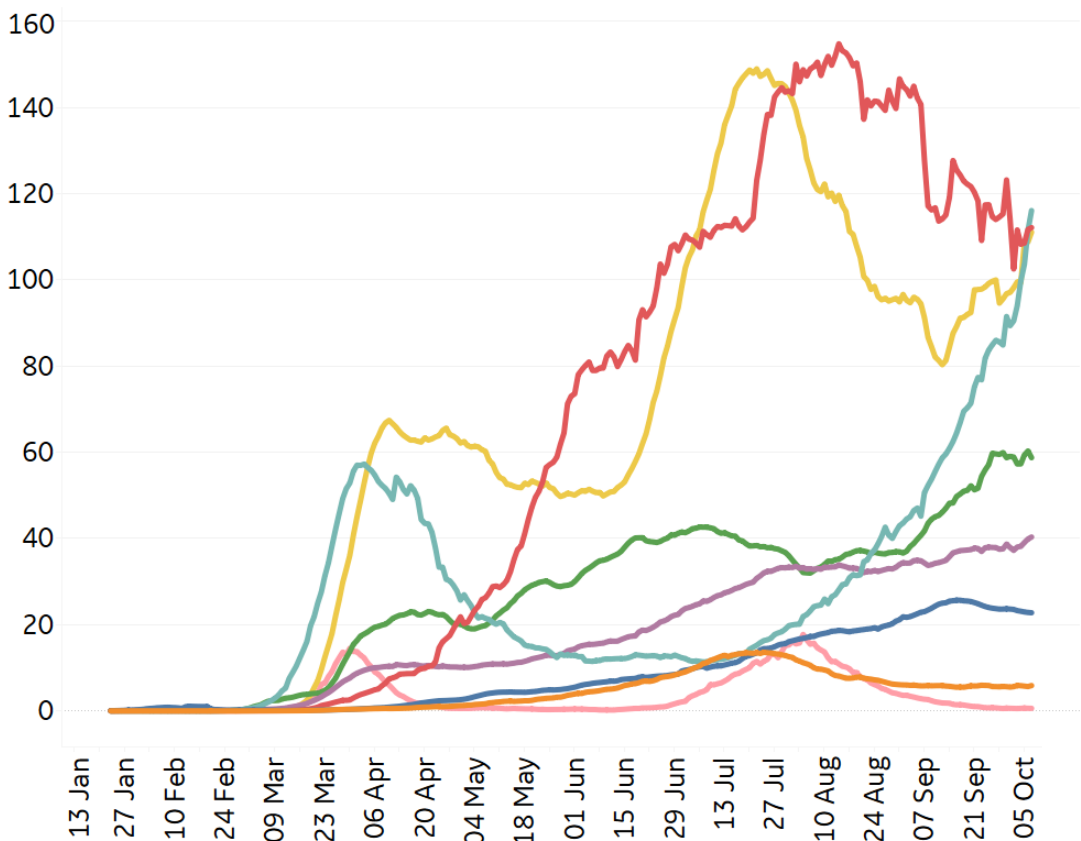
New Confirmed Cases & New Deaths

Updated 8 Oct 2020, 3:30 GMT 2

Key **World** **North America** **Europe** **Middle East** **Cent & South America** **Asia** **Africa** **Oceania**

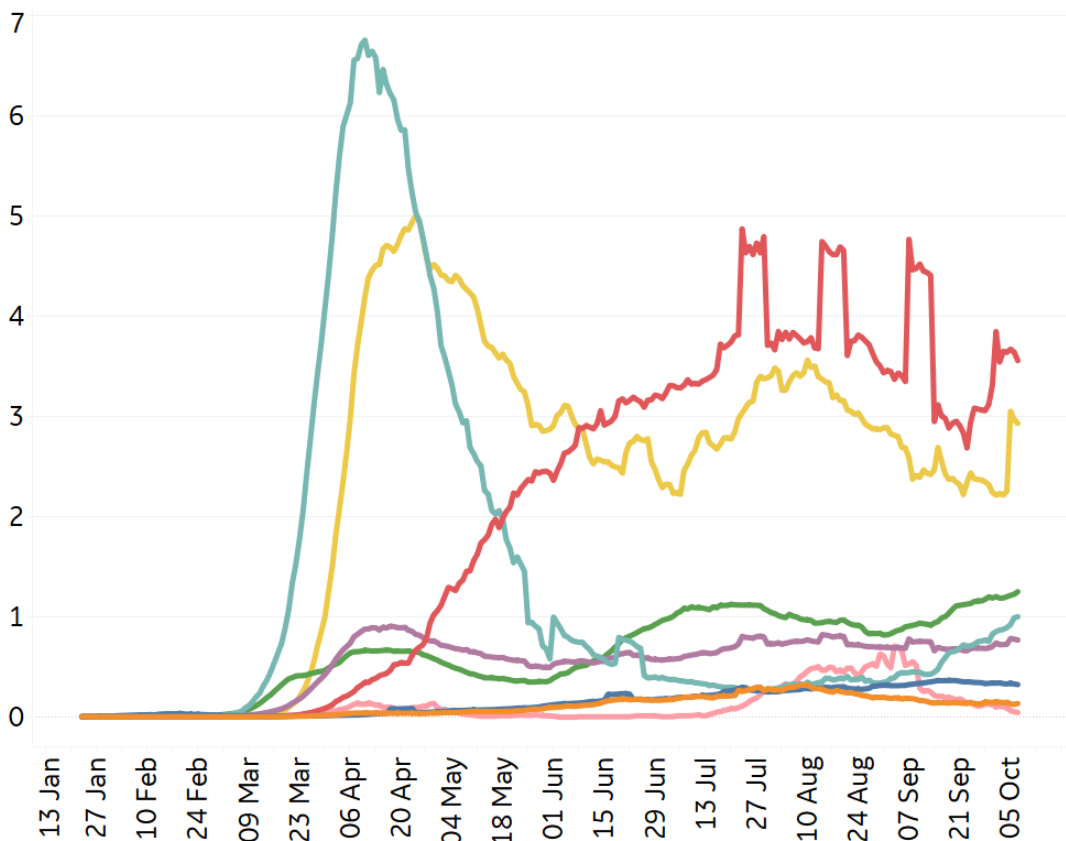
New Confirmed Cases / 1M

7-day rolling average



New Deaths / 1M

7-day rolling average





Top 50 Countries: Per 1M

Updated 8 Oct 2020, 3:30 GMT

3

1 - 25

	Average over last 7 days		Total Since 22 Jan			Change from 14d Ago in 14 day avg of daily new	
	New Confirmed	New Deaths	Total Confirmed	Total Recovered	Total Deaths	Confirmed	Deaths
Peru	92	2	25,262	21,946	998	-30%	-7%
Belgium	239	1	11,896	1,717	872	80%	255%
Bolivia	29	3	11,797	8,504	702	-34%	-21%
Brazil	128	3	23,526	20,969	697	4%	6%
Spain	204	2	17,878	3,216	696	-5%	9%
Chile	86	3	24,819	23,386	685	7%	16%
Ecuador	53	3	8,135	6,831	666	-23%	22%
Mexico	62	6	6,198	5,272	642	42%	32%
US	137	2	22,809	9,063	640	6%	-10%
UK	192	1	8,057	N/A**	628	147%	144%
Sweden	54	0	9,573	N/A**	583	79%	-53%
Panama	156	3	27,186	21,695	567	4%	-10%
Colombia	135	3	17,249	15,211	534	-4%	-10%
France	196	1	10,626	1,564	497	48%	58%
Argentina	284	17	18,606	14,840	492	15%	111%
Netherlands	246	1	9,073	269	384	107%	265%
North Macedo..	98	2	9,318	7,559	371	35%	-18%
Ireland	99	0	8,017	4,732	368	68%	69%
Moldova	204	3	14,575	10,531	349	49%	9%
Kosovo	252	12	8,637	7,664	346	N/A	N/A
EU	110	1	7,337	2,782	339	37%	46%
Armenia	164	2	18,141	15,223	336	116%	43%
Iran	45	3	5,761	4,728	329	30%	30%
South Africa	26	1	11,552	10,422	291	-12%	0%
Bos. and Herz.	70	2	8,862	6,893	277	-22%	3%

26 - 50

	Average over last 7 days		Total Since 22 Jan			Change from 14d Ago in 14 day avg of daily new	
	New Confirmed	New Deaths	Total Confirmed	Total Recovered	Total Deaths	Confirmed	Deaths
Romania	111	3	7,411	5,799	270	44%	23%
Honduras	59	2	8,180	3,088	249	18%	37%
Switzerland	73	0	6,668	5,465	241	14%	-46%
Iraq	100	2	9,722	7,950	239	-1%	-17%
Israel	594	4	32,520	25,026	211	21%	84%
Costa Rica	217	3	16,391	9,873	201	-8%	2%
Portugal	80	1	7,969	5,005	200	21%	42%
Dom. Rep.	52	1	10,707	8,495	199	-27%	-47%
Oman	137	2	20,261	17,884	196	10%	1%
Kyrgyzstan	31	0	7,372	6,713	164	143%	200%
Bahrain	258	1	43,449	40,792	154	-28%	11%
Kuwait	119	1	25,463	23,598	150	-19%	29%
Russia	70	1	8,512	6,793	149	56%	24%
Saudi Arabia	13	1	9,700	9,284	142	-24%	-6%
Paraguay	114	3	6,510	4,104	139	3%	4%
Kazakhstan	4	0	5,776	5,518	93	-2%	-28%
Belarus	43	1	8,625	8,009	92	74%	11%
Libya	104	1	5,750	3,323	88	-2%	-4%
West Bank an..	92	1	9,376	7,869	78	-37%	4%
Czechia	328	2	8,905	4,741	77	63%	147%
Qatar	70	0	44,144	43,077	76	-10%	-14%
Lebanon	183	1	7,088	3,094	63	67%	-9%
UAE	110	0	10,297	9,273	44	24%	131%
Singapore	2	0	9,887	9,850	5	-58%	N/A
Total World	40	1	4,668	3,258	136	7%	9%

*Change from 14d ago:
Compares 14d-avgs. of Daily New Cases/Deaths
today with 14d-avgs. from 14d ago

Since 24 Sept, reported deaths in **India** increased 14%

Sorted by Total Deaths / 1M
Top 50 countries selected by Cases / 1M
Excluded countries with population < 1M

N/A** due to inconsistent reporting of Recovered Cases



Top 50 Countries: Raw Volume

Updated 8 Oct 2020, 3:30 GMT

4

1 - 25

	Average over last 7 days		Total Since 22 Jan			Change from 14d Ago in 14 day avg of daily new	
	New Confirmed	New Deaths	Total Confirmed	Total Recovered	Total Deaths	Confirmed	Deaths
US	45,234	696	7,549,682	2,999,895	211,801	6%	-10%
EU	48,889	419	3,266,755	1,238,603	150,859	37%	46%
Brazil	27,108	611	5,000,694	4,457,172	148,228	4%	6%
India	74,724	978	6,835,655	5,827,704	105,526	-13%	-11%
Mexico	7,996	726	799,188	679,693	82,726	42%	32%
UK	13,015	53	546,952	N/A**	42,605	147%	144%
Italy	2,726	24	333,940	235,303	36,061	50%	67%
Peru	3,023	74	832,929	723,606	32,914	-30%	-7%
Spain	9,530	110	835,901	150,376	32,562	-5%	9%
France	12,796	68	693,603	102,061	32,463	48%	58%
Iran	3,804	213	483,844	397,109	27,658	30%	30%
Colombia	6,858	169	877,684	773,973	27,180	-4%	-10%
Argentina	12,845	756	840,915	670,725	22,226	15%	111%
Russia	10,208	161	1,242,258	991,277	21,755	56%	24%
South Africa	1,545	73	685,155	618,127	17,248	-12%	0%
Chile	1,636	50	474,440	447,053	13,090	7%	16%
Ecuador	926	55	143,531	120,511	11,743	-23%	22%
Indonesia	4,101	105	315,714	240,291	11,472	8%	-9%
Belgium	2,774	13	137,868	19,895	10,108	80%	255%
Iraq	4,009	60	391,044	319,784	9,604	-1%	-17%
Canada	2,039	35	175,380	147,814	9,593	84%	232%
Germany	2,603	12	311,137	269,722	9,582	42%	96%
Turkey	1,496	59	329,138	288,954	8,609	-9%	3%
Bolivia	342	32	137,706	99,268	8,192	-34%	-21%
Netherlands	4,211	17	155,465	4,607	6,574	107%	265%

26 - 50

	Average over last 7 days		Total Since 22 Jan			Change from 14d Ago in 14 day avg of daily new	
	New Confirmed	New Deaths	Total Confirmed	Total Recovered	Total Deaths	Confirmed	Deaths
Pakistan	590	9	316,934	302,375	6,544	6%	49%
Egypt	120	11	104,035	97,492	6,010	-16%	-23%
Philippines	2,563	60	329,637	273,723	5,925	-29%	-25%
Sweden	545	0	96,677	N/A**	5,892	79%	-53%
Bangladesh	1,382	27	373,151	286,631	5,440	-15%	-12%
Romania	2,143	54	142,570	111,564	5,203	44%	23%
Saudi Arabia	444	26	337,711	323,208	4,947	-24%	-6%
China	20	0	90,687	85,588	4,739	-10%	-80%
Ukraine	4,465	69	245,698	109,968	4,707	31%	23%
Guatemala	565	13	95,704	84,036	3,335	6%	-30%
Poland	2,258	40	107,319	75,346	2,792	164%	127%
Panama	672	11	117,300	93,610	2,448	4%	-10%
Morocco	2,339	35	140,024	118,142	2,439	8%	12%
Dom. Rep.	563	8	116,148	92,157	2,159	-27%	-47%
Israel	5,141	36	281,481	216,613	1,824	21%	84%
Kazakhstan	68	3	108,454	103,604	1,746	-2%	-28%
Japan	493	6	87,039	79,123	1,614	4%	-21%
Costa Rica	1,105	17	83,497	50,295	1,024	-8%	2%
Oman	697	9	103,465	91,329	1,000	10%	1%
Czechia	3,514	25	95,360	50,767	829	63%	147%
Kuwait	509	4	108,743	100,776	639	-19%	29%
Nepal	2,348	11	94,253	68,668	578	42%	15%
UAE	1,093	2	101,840	91,710	436	24%	131%
Qatar	203	1	127,181	124,108	218	-10%	-14%
Total World	312,327	5,932	36,156,226	25,236,695	1,055,683	7%	9%

*Change from 14d ago:
Compares 14d-avgs. of Daily New Cases/Deaths today with 14d-avgs. from 14d ago

Brazil passed 5M cumulative confirmed cases

Sorted by Raw Total Deaths
Top 50countries selected by Total Cases
Excluded countries with population < 1M

N/A** due to inconsistent reporting of Recovered Cases



United States: Per 1M



1 - 25

	Average over last 7 days		Total Since 22 Jan			Change from 14d Ago in 14 day avg of daily new	
	New Confirmed	New Deaths	Total Confirmed	Total Recovered	Total Deaths	Confirmed	Deaths
New Jersey	74	0	23,626	3,957	1,818	48%	-5%
New York	71	1	24,071	3,972	1,708	53%	92%
Massachusetts	91	2	19,803	16,883	1,387	49%	4%
Connecticut	73	1	16,651	2,639	1,268	25%	9%
Louisiana	125	3	36,589	33,960	1,205	-3%	-26%
Rhode Island	139	2	24,332	2,267	1,063	7%	-40%
Mississippi	194	4	34,353	30,434	1,025	13%	-27%
DC	66	1	22,178	17,499	894	-9%	67%
Arizona	79	2	30,574	4,992	788	-17%	-24%
Michigan	101	1	14,528	9,965	718	21%	23%
Illinois	165	2	24,490	N/A	720	13%	23%
Florida	108	4	33,649	N/A	694	-16%	-15%
Georgia	109	3	30,718	N/A	684	-30%	-24%
S. Carolina	160	3	29,853	14,716	680	-22%	-25%
Delaware	137	2	22,131	11,369	666	13%	0%
Maryland	93	1	21,282	1,268	657	-5%	-17%
Pennsylvania	83	1	13,398	10,538	644	26%	-14%
Texas	151	3	27,717	23,870	575	-19%	-11%
Indiana	174	2	19,047	14,825	554	26%	48%
Alabama	196	2	32,921	13,858	530	12%	-44%
Nevada	156	2	27,059	734	531	44%	-44%
Arkansas	245	5	29,452	26,742	491	-6%	-16%
Iowa	265	3	30,140	23,236	450	8%	29%
New Mexico	132	1	14,962	8,341	427	97%	-11%
Ohio	107	2	13,921	11,963	425	16%	-22%

26 - 51

	Average over last 7 days		Total Since 22 Jan			Change from 14d Ago in 14 day avg of daily new	
	New Confirmed	New Deaths	Total Confirmed	Total Recovered	Total Deaths	Confirmed	Deaths
California	82	2	21,308	N/A	413	-7%	-20%
Virginia	90	2	17,978	2,131	387	-17%	-45%
Minnesota	190	2	18,911	17,132	382	42%	1%
Tennessee	237	4	30,378	27,613	387	2%	5%
Colorado	109	1	13,006	1,163	362	22%	4%
Missouri	249	4	22,390	N/A	365	-7%	27%
N. Carolina	168	2	21,259	18,368	352	56%	5%
North Dakota	564	11	32,618	27,356	399	21%	120%
New Hampshire	49	1	6,421	5,770	328	41%	60%
Washington	69	1	11,978	N/A	286	32%	-7%
Idaho	296	2	25,602	13,031	280	107%	35%
Kentucky	248	2	17,142	2,865	274	37%	-11%
South Dakota	568	6	29,284	23,893	292	54%	93%
Oklahoma	258	2	23,845	20,271	272	0%	-2%
Nebraska	283	2	25,535	18,120	262	33%	10%
Wisconsin	403	2	23,821	19,196	243	45%	105%
Kansas	191	2	21,605	766	245	9%	-23%
West Virginia	104	2	9,570	6,943	209	-2%	-21%
Montana	400	2	15,029	9,841	181	111%	-35%
Utah	330	2	25,093	18,493	155	42%	206%
Oregon	72	1	8,449	1,392	138	36%	2%
Maine	23	0	4,168	3,630	106	-5%	-67%
Hawaii	64	3	9,213	7,434	115	-13%	32%
Vermont	17	0	2,928	2,620	93	59%	N/A
Wyoming	235	1	11,920	9,510	92	70%	-63%
Alaska	206	1	12,136	7,691	81	68%	367%

*Change from 14d ago:
Compares 14d-avgs. of Daily New Cases/Deaths today with 14d-avgs. from 14d ago

Avg daily new cases in **Idaho** and **Montana** have more than doubled since 14 days ago

Sorted by Total Deaths / 1M

N/As due to states revising and updating case counts



United States: Raw Volume



1 - 25

	Average over last 7 days		Total Since 22 Jan			Change from 14d Ago* in 14 day avg of daily new	
	New Confirmed	New Deaths	Total Confirmed	Total Recovered	Total Deaths	Confirmed	Deaths
New York	1,374	10	468,268	77,267	33,226	53%	92%
New Jersey	654	4	209,850	35,145	16,152	48%	-5%
Texas	4,382	92	803,690	692,123	16,661	-19%	-11%
California	3,259	65	841,928	N/A	16,338	-7%	-20%
Florida	2,313	84	722,707	N/A	14,904	-16%	-15%
Massachusetts	625	14	136,492	116,364	9,557	49%	4%
Illinois	2,088	30	310,335	N/A	9,127	13%	23%
Pennsylvania	1,061	17	171,527	134,907	8,247	26%	-14%
Michigan	1,011	12	145,092	99,521	7,169	21%	23%
Georgia	1,159	34	326,142	N/A	7,259	-30%	-24%
Arizona	576	12	222,538	36,336	5,733	-17%	-24%
Louisiana	581	13	170,097	157,873	5,604	-3%	-26%
Ohio	1,248	24	162,723	139,831	4,970	16%	-22%
Connecticut	259	2	59,364	9,408	4,522	25%	9%
Maryland	563	3	128,664	7,665	3,973	-5%	-17%
Indiana	1,173	14	128,227	99,802	3,727	26%	48%
N. Carolina	1,762	23	222,969	192,644	3,693	56%	5%
S. Carolina	823	18	153,705	75,768	3,502	-22%	-25%
Virginia	766	14	153,451	18,189	3,300	-17%	-45%
Mississippi	579	12	102,241	90,577	3,051	13%	-27%
Alabama	960	9	161,418	67,948	2,601	12%	-44%
Tennessee	1,617	27	207,455	188,576	2,642	2%	5%
Washington	527	7	91,208	N/A	2,177	32%	-7%
Minnesota	1,074	9	106,651	96,616	2,154	42%	1%
Missouri	1,529	24	137,420	N/A	2,238	-7%	27%

26 - 51

	Average over last 7 days		Total Since 22 Jan			Change from 14d Ago* in 14 day avg of daily new	
	New Confirmed	New Deaths	Total Confirmed	Total Recovered	Total Deaths	Confirmed	Deaths
Colorado	626	5	74,899	6,696	2,085	22%	4%
Nevada	481	5	83,347	2,261	1,636	44%	-44%
Iowa	835	9	95,093	73,311	1,419	8%	29%
Arkansas	740	16	88,880	80,703	1,482	-6%	-16%
Wisconsin	2,346	13	138,698	111,765	1,415	45%	105%
Kentucky	1,107	7	76,587	12,800	1,223	37%	-11%
Rhode Island	147	2	25,776	2,402	1,126	7%	-40%
Oklahoma	1,022	6	94,352	80,211	1,075	0%	-2%
New Mexico	277	3	31,372	17,489	896	97%	-11%
Kansas	557	6	62,941	2,231	713	9%	-23%
Delaware	134	2	21,550	11,071	649	13%	0%
DC	47	1	15,652	12,350	631	-9%	67%
Oregon	304	3	35,634	5,870	583	36%	2%
Nebraska	547	4	49,396	35,052	507	33%	10%
Idaho	529	4	45,753	23,288	500	107%	35%
Utah	1,058	5	80,446	59,289	496	42%	206%
New Hampshire	66	1	8,731	7,845	446	41%	60%
West Virginia	186	3	17,150	12,443	375	-2%	-21%
North Dakota	430	8	24,857	20,847	304	21%	120%
South Dakota	502	5	25,906	21,137	258	54%	93%
Montana	427	2	16,063	10,518	193	111%	-35%
Hawaii	91	4	13,045	10,526	163	-13%	32%
Maine	31	0	5,603	4,880	142	-5%	-67%
Vermont	11	0	1,827	1,635	58	59%	N/A
Alaska	151	0	8,878	5,626	59	68%	367%
Wyoming	136	0	6,899	5,504	53	70%	-63%

*Change from 14d ago:
Compares 14d-avgs. of Daily New Cases/Deaths
today with 14d-avgs. from 14d ago

Texas crossed 800,000 confirmed cases,
the second highest state total in the US behind California

Sorted by Raw Total Deaths

N/As due to states revising and updating case counts

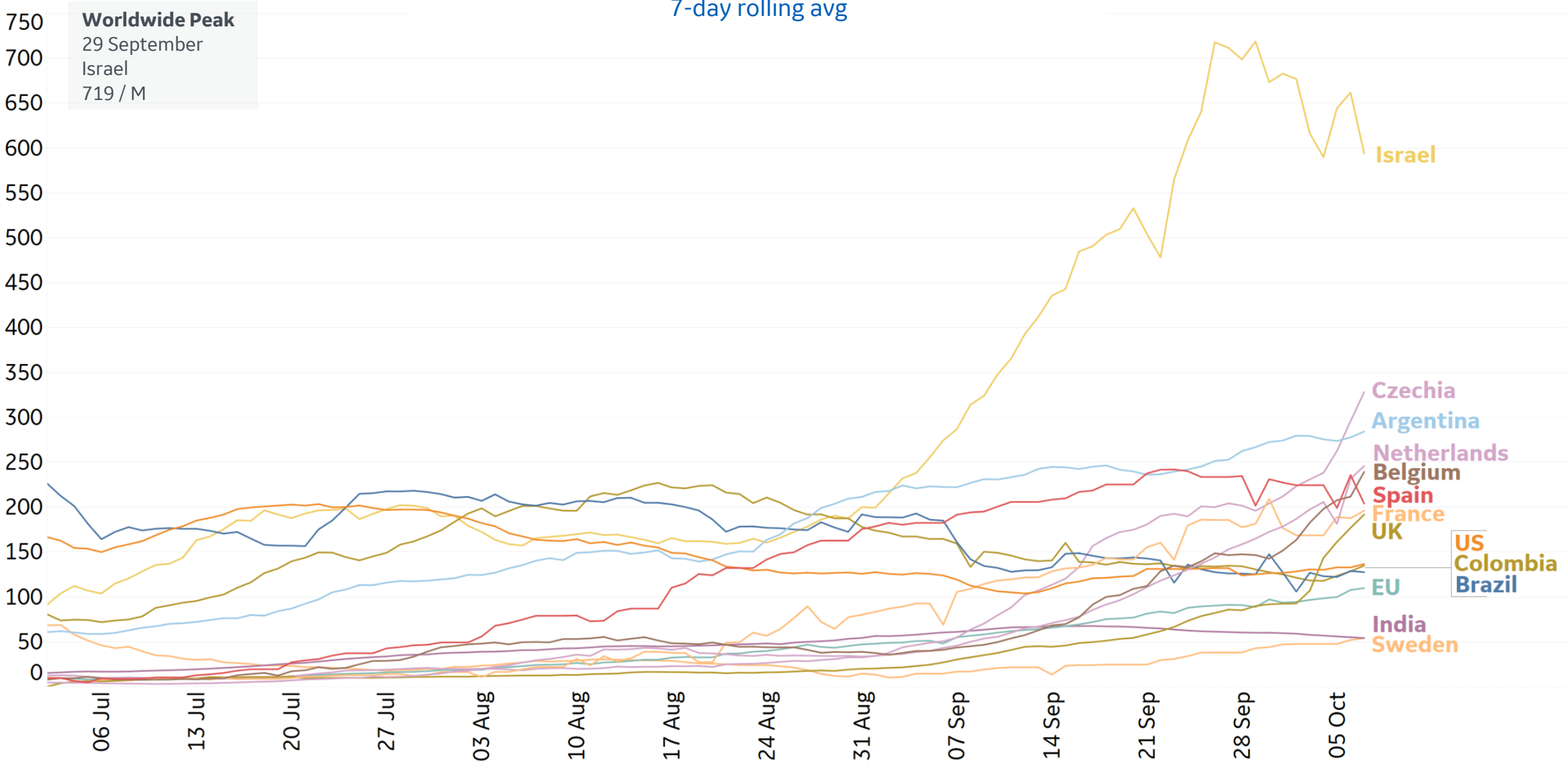


New Confirmed Cases in Select Countries

Updated 8 Oct 2020, 3:30 GMT

7

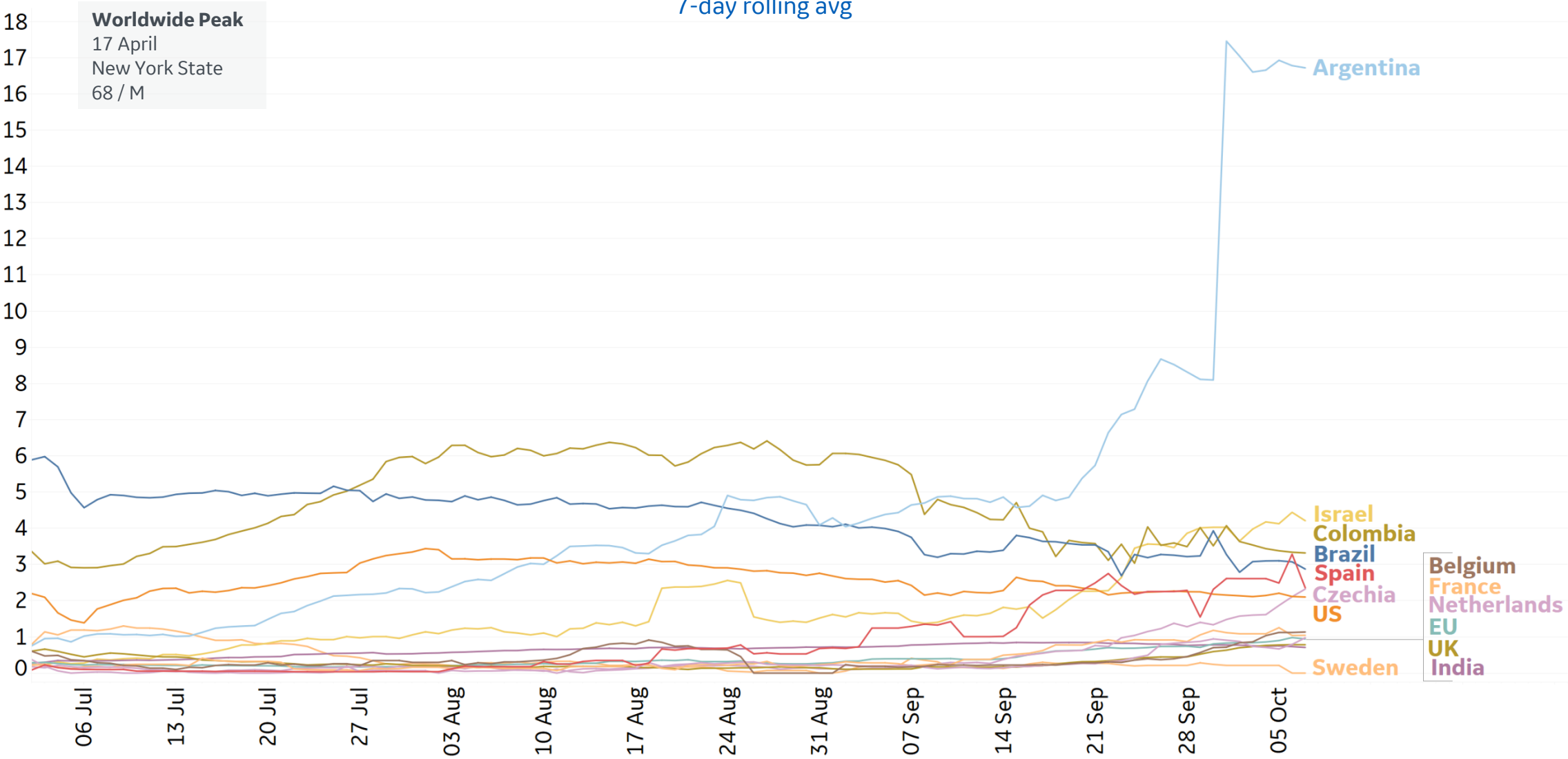
Daily New Confirmed Cases / 1M
7-day rolling avg





New Deaths in Select Countries

Daily New Deaths / 1M
7-day rolling avg

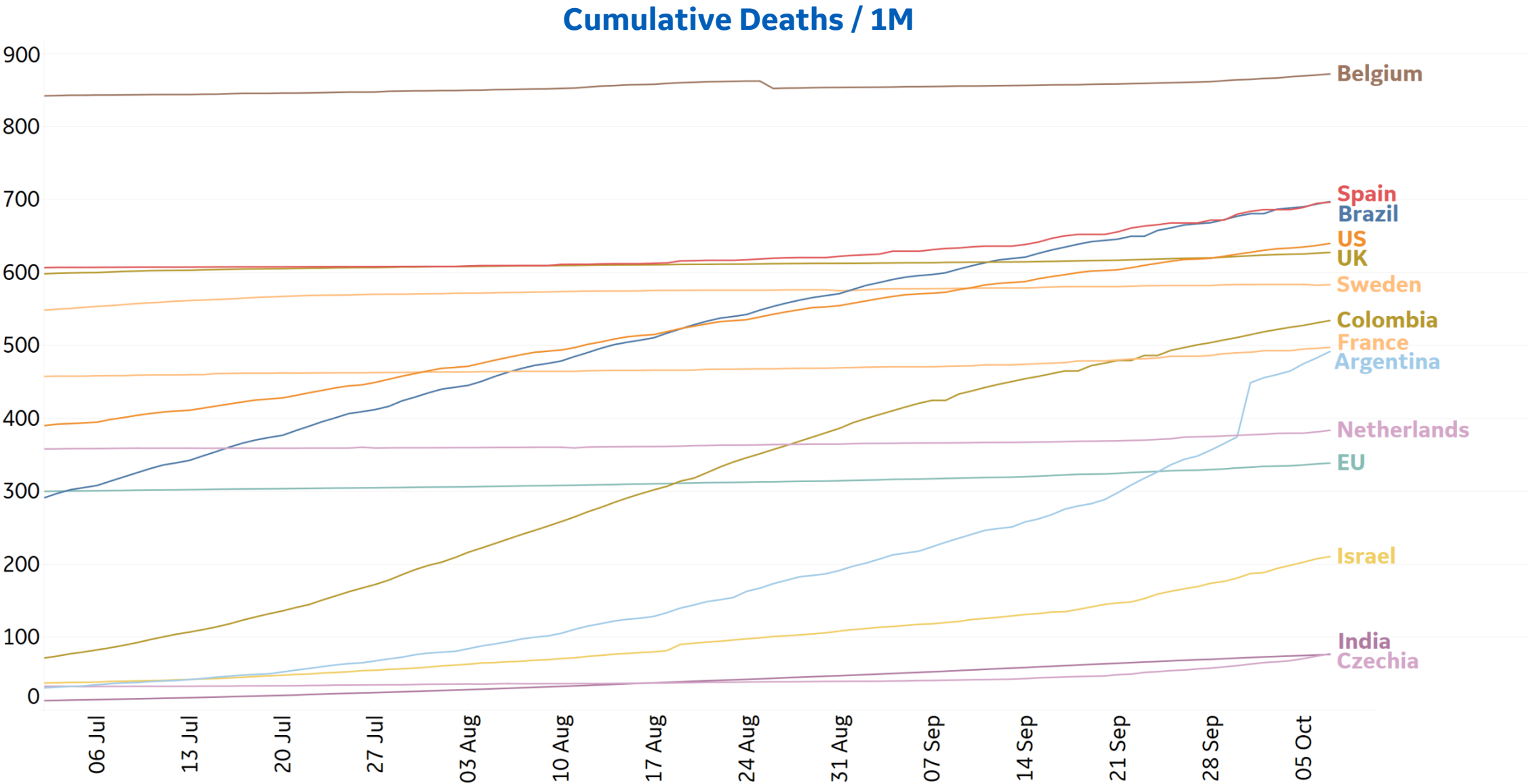


*Large jump in Argentina's daily new deaths due to batched reporting



Cumulative Deaths in Select Countries

Updated 8 Oct 2020, 3:30 GMT



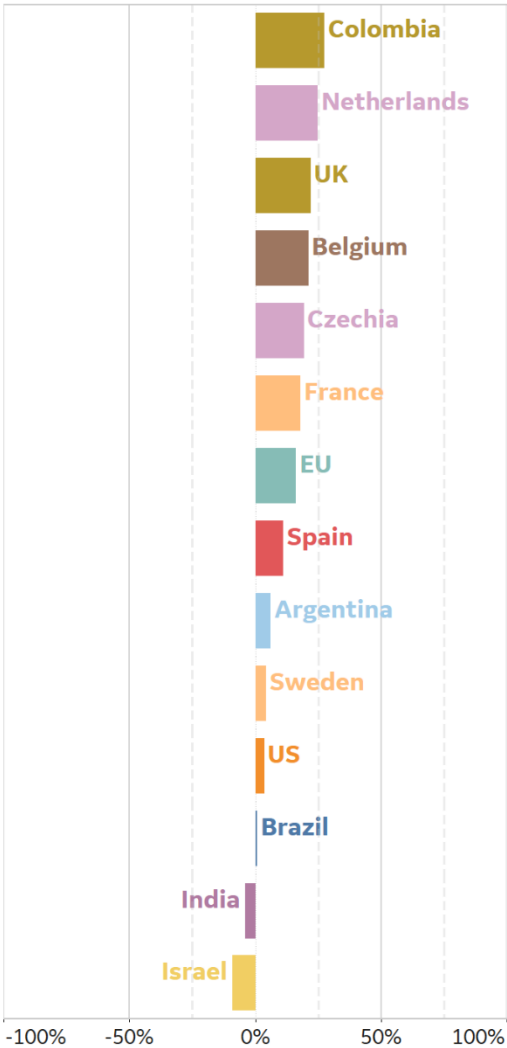




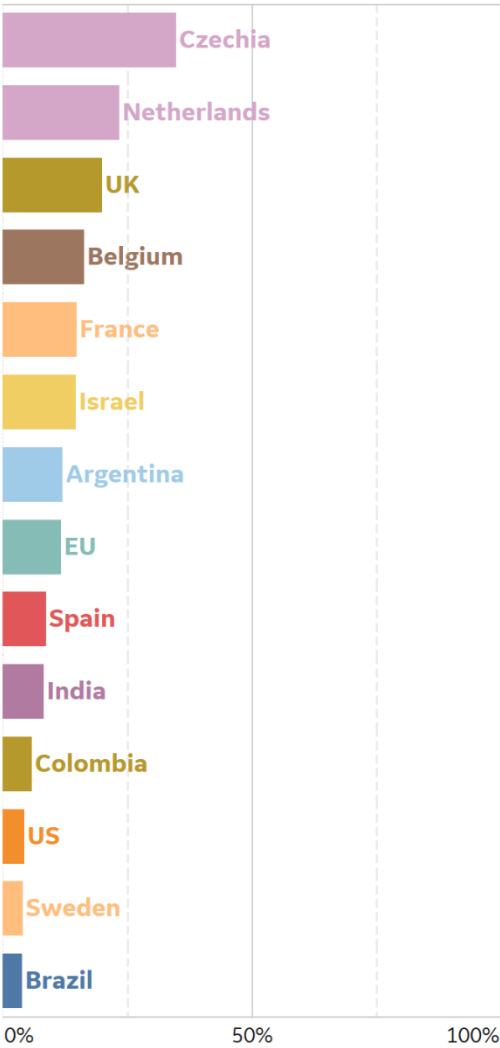
% Change in Case Volume in Select Countries

Over Previous 7 days

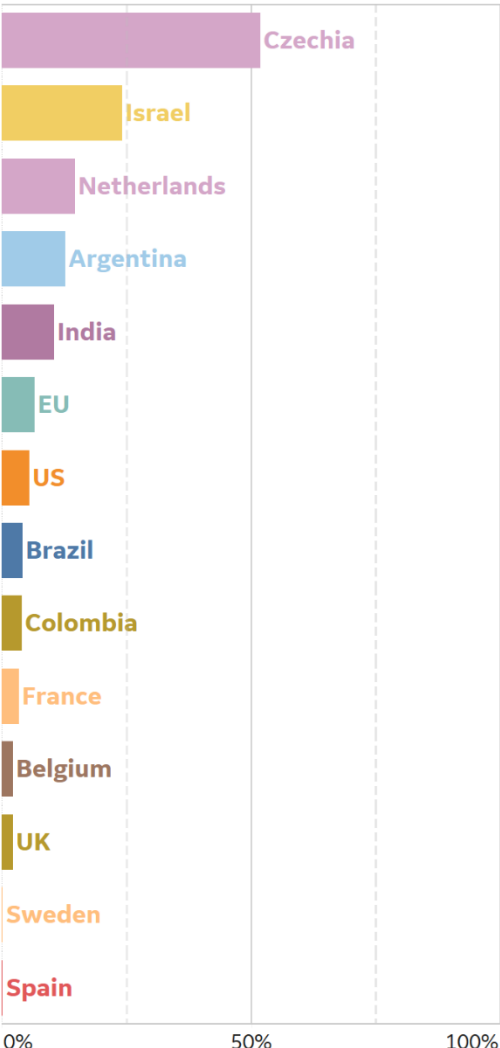
Active Cases



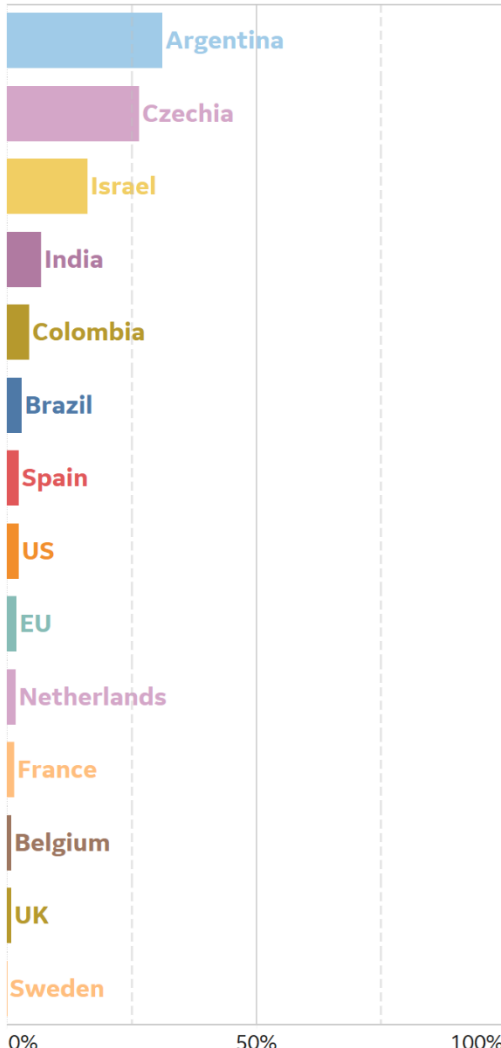
Confirmed Cases



Reported Recoveries



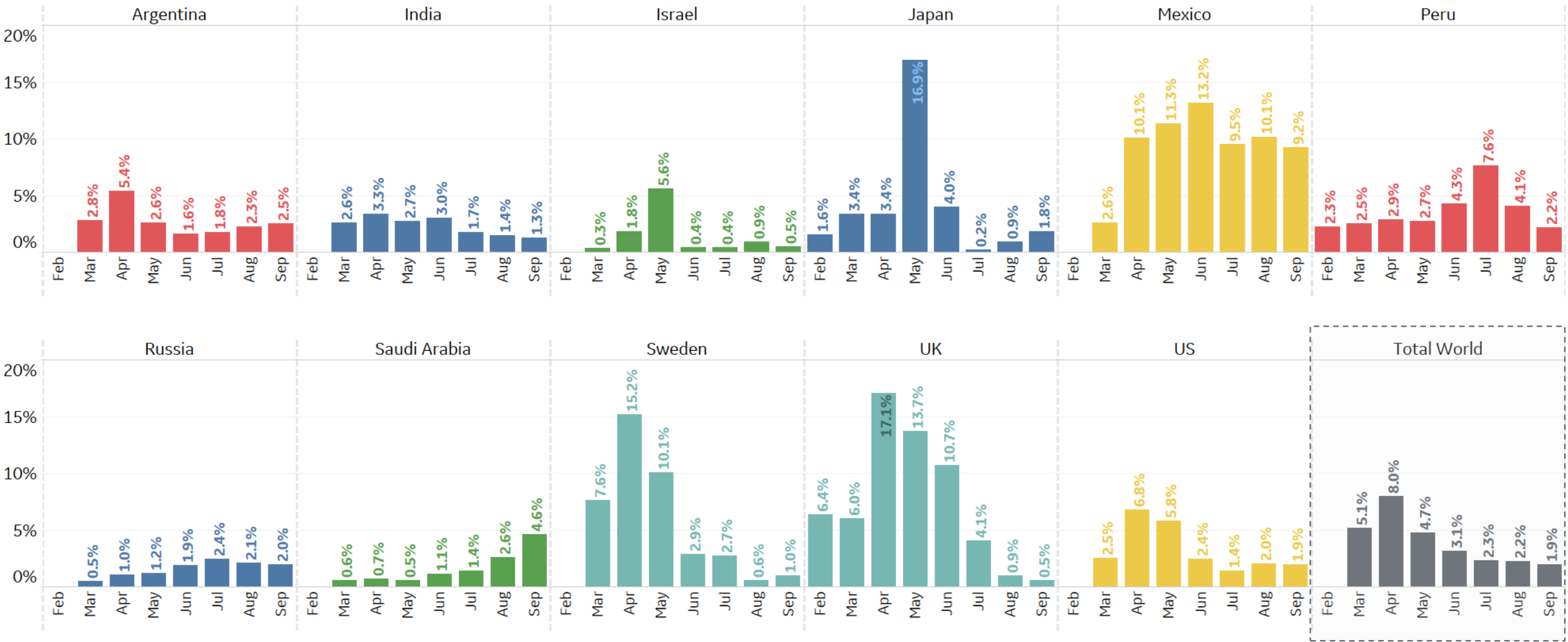
Reported Deaths



Feature: Case Fatality Rates by Month

Case Fatality Rate by Month in Select Countries

North America Europe Middle East South America Asia

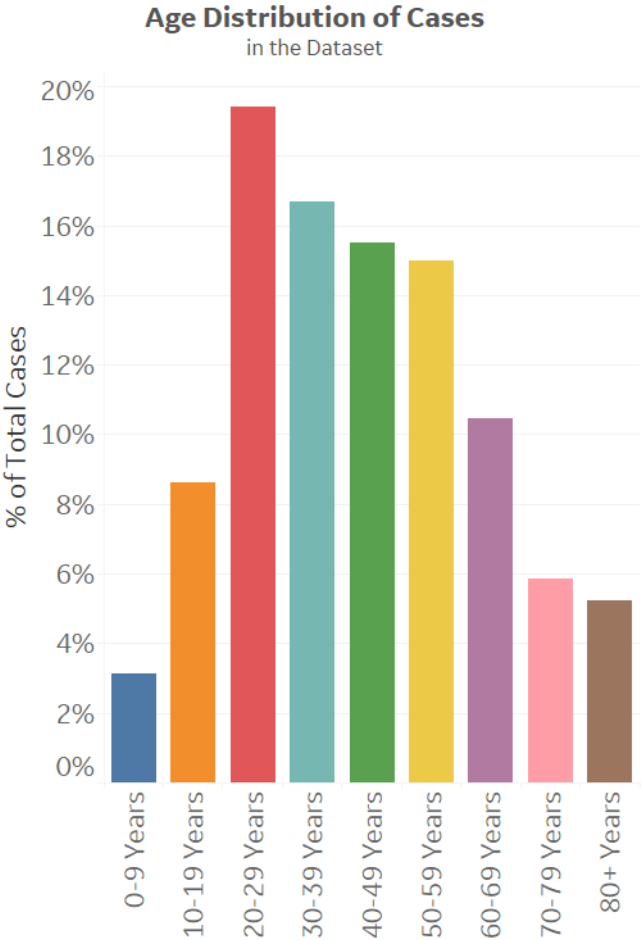
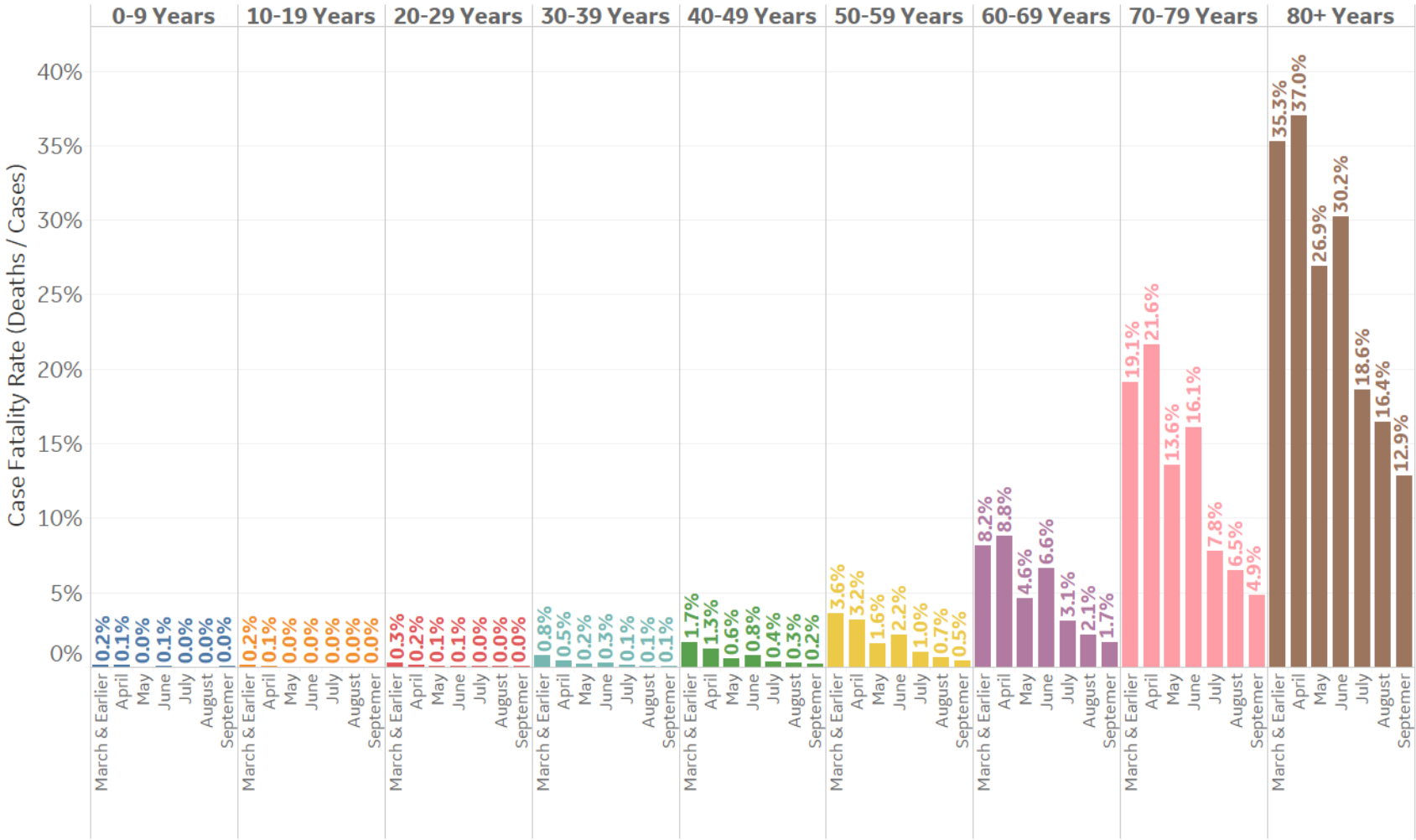


Note: The CFRs shown are calculated for each month individually, i.e. they are not cumulative



Feature: US Case Fatality Rates by Age & Month

Case Fatality Rates for Age Cohorts by Month



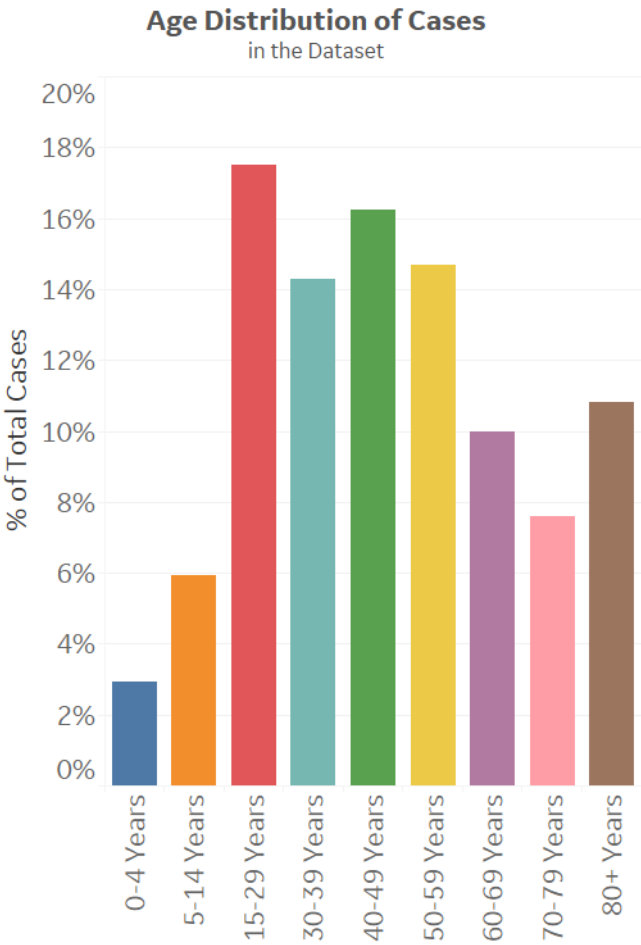
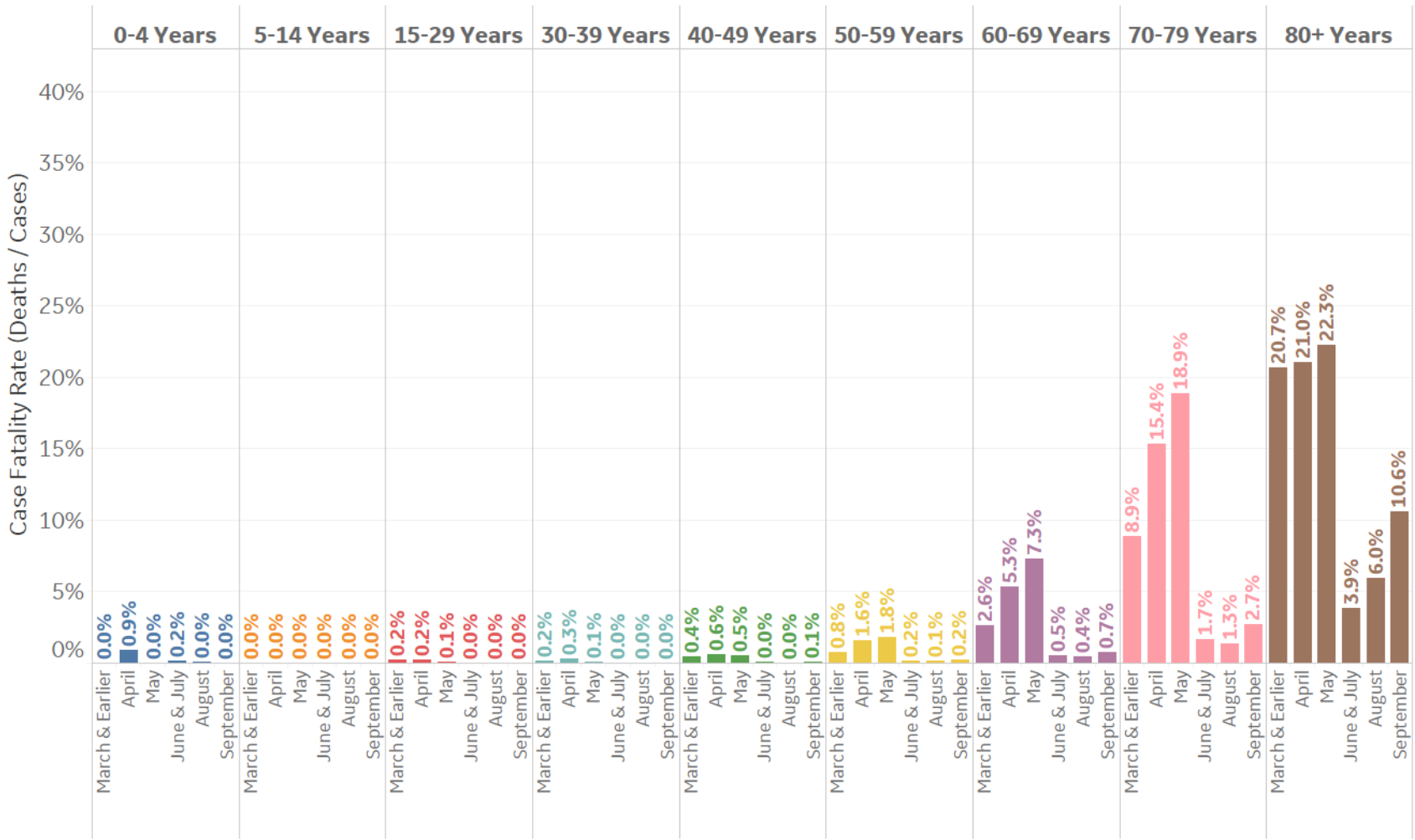
Source: CDC: COVID-19 Case Surveillance Public Use Data

Notes: (1) The CFRs shown are calculated for each month individually, i.e. they are not cumulative. (2) The CDC dataset does not include all cases: it contains data on only 4.5M cases and 136k deaths – 59.4% of cases and 64.4% of deaths reported as of 7 Oct. (3) In the above charts, all cases not marked as deaths in the dataset are assumed to have recovered.



Feature: Spain Case Fatality Rates by Age & Month

Case Fatality Rates for Age Cohorts by Month



Source: Instituto de Salud Carlos III, Vigilancia en Salud Pública - RENAVE
Notes: (1) The CFRs shown are calculated for each month individually, i.e. they are not cumulative. (2) The ISCIII dataset does not include all cases: it contains data on only 760k cases and 22k deaths – 90.9% of cases and 67.1% of deaths reported as of 7 Oct. (3) Data reporting changes in June & July may cause minor overlap with cases in May.



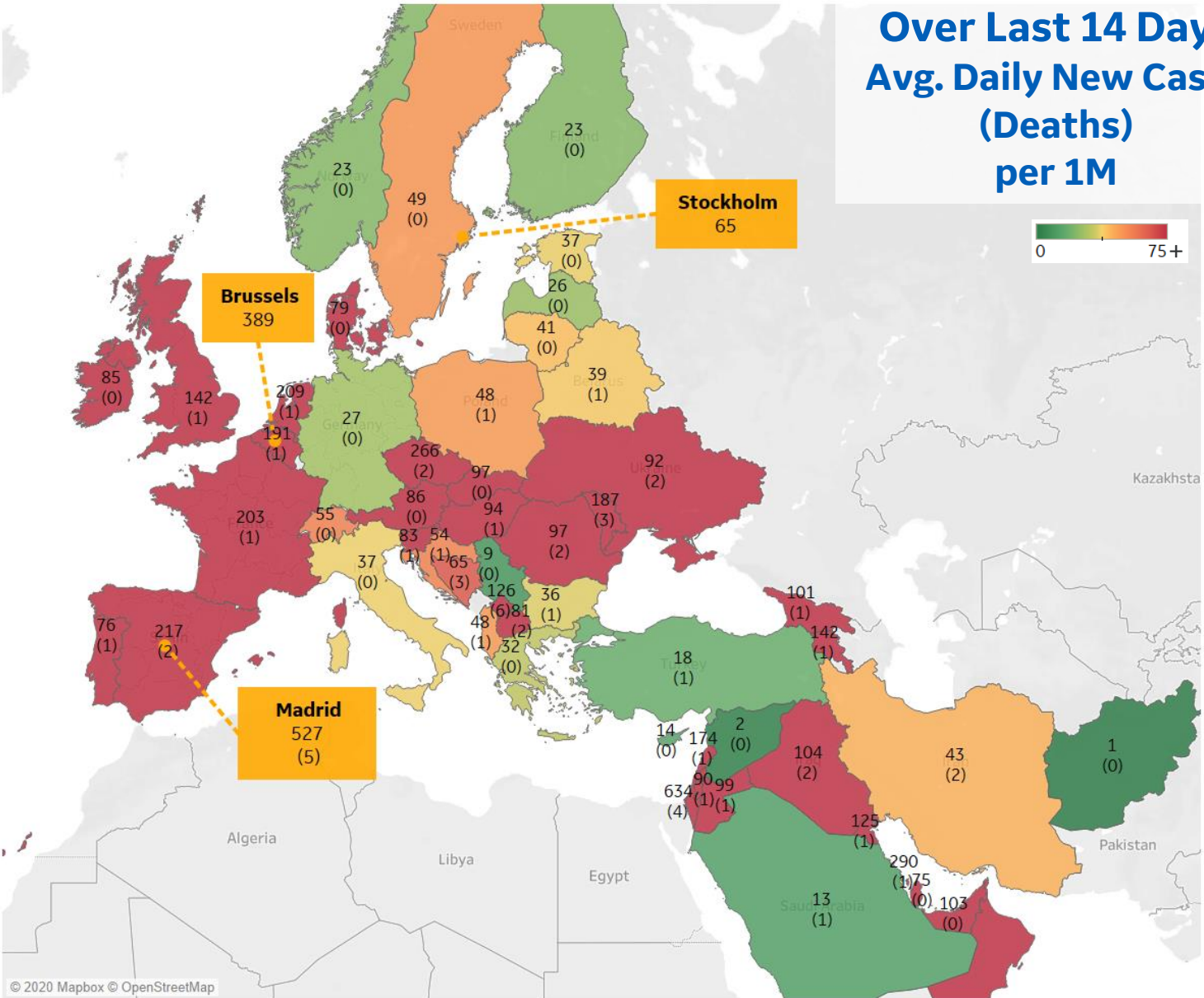
Per 1M in Region

	Today	Change
Active Cases	3,028	+2%
Confirmed	116 new	+2%
Deaths	1 new	+0.5%
Recovered	42 new	+1%

Most Daily New Cases / 1M

Israel	634
Bahrain	290
Czechia	266
Spain	217
Netherlands	209
France	203
Belgium	191
Moldova	187
Lebanon	174
UK	142

* Excludes regions with population < 1M



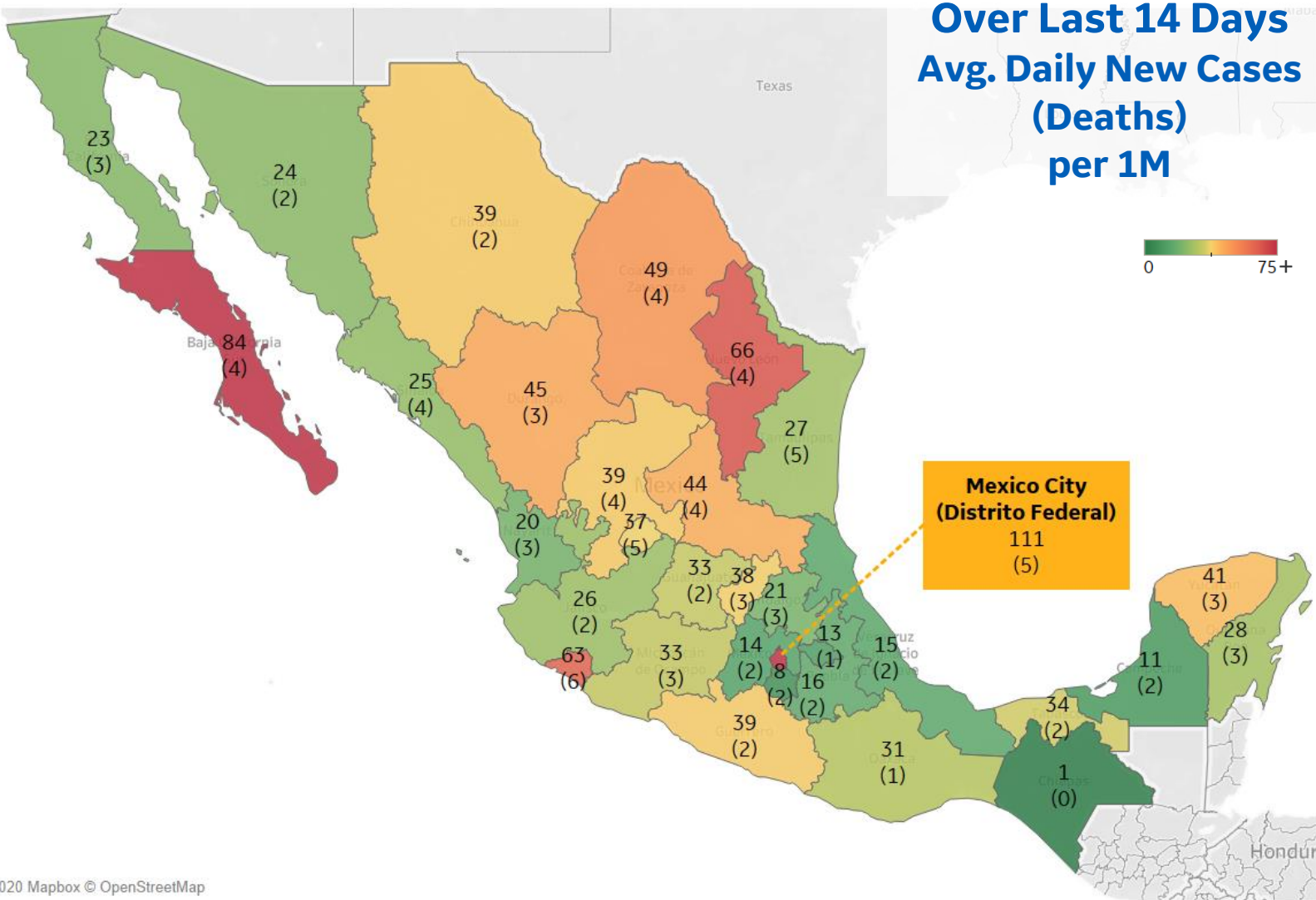


Per 1M in Region

	Today	Change	*
Active Cases	285	+4%	
Confirmed	36 new	+1%	
Deaths	3 new	+0.5%	
Recovered	22 new	+0.4%	

Most Daily New Cases / 1M

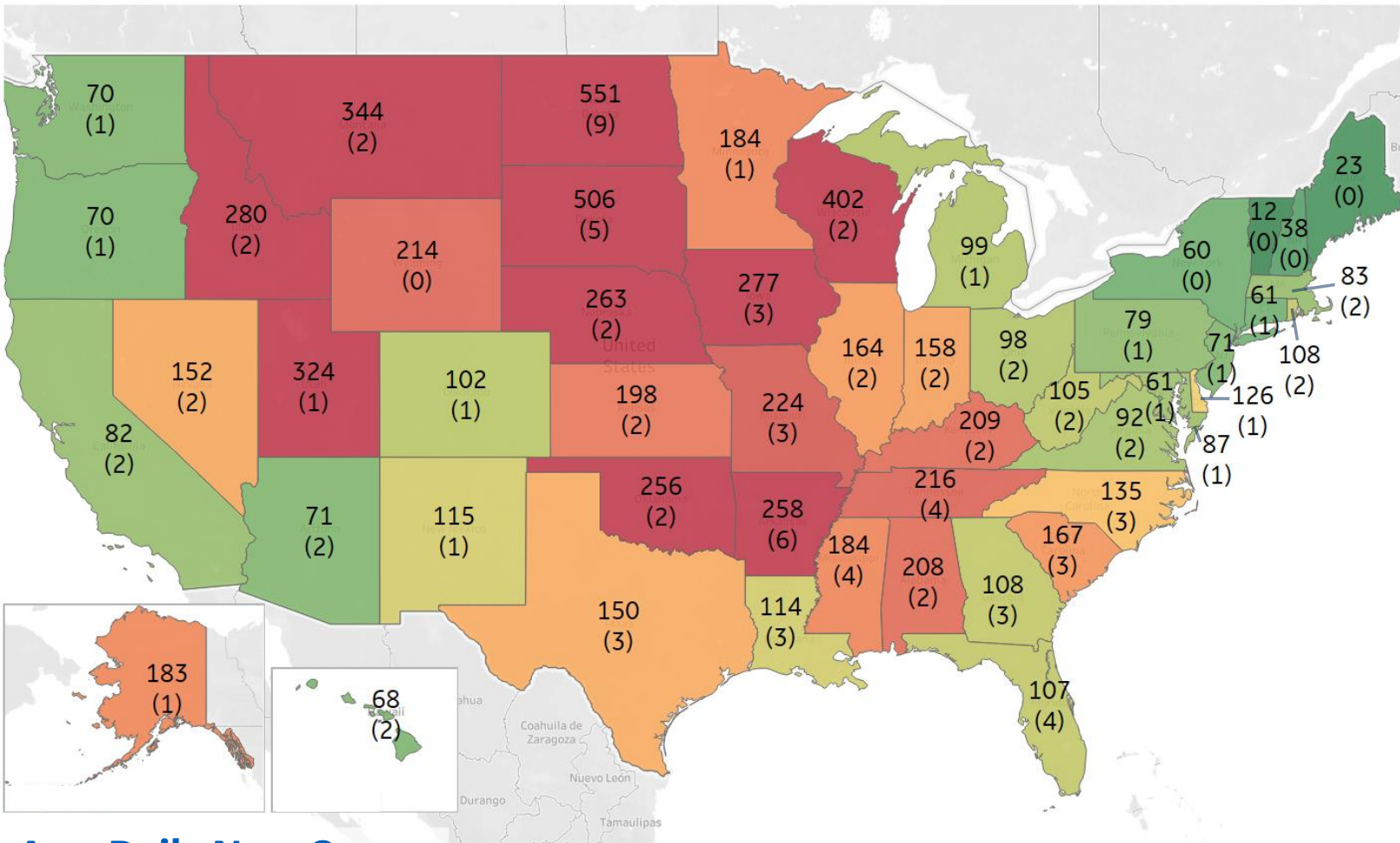
Distrito Federal	111
Baja California Sur	84
Nuevo León	66
Colima	63
Coahuila	49
Durango	45
San Luis Potosí	44
Yucatán	41
Zacatecas	39
Chihuahua	39



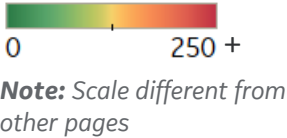
*Source data discrepancies between Mexican Government and Johns Hopkins Coronavirus Resource Center



Over Last 14 Days...



**Avg. Daily New Cases
(Deaths)
per 1M**



Top 10 by New Confirmed

Avg New Confirmed Cases / 1M

North Dakota	551
South Dakota	506
Wisconsin	402
Montana	344
Utah	324
Idaho	280
Iowa	277
Nebraska	263
Arkansas	258
Oklahoma	256

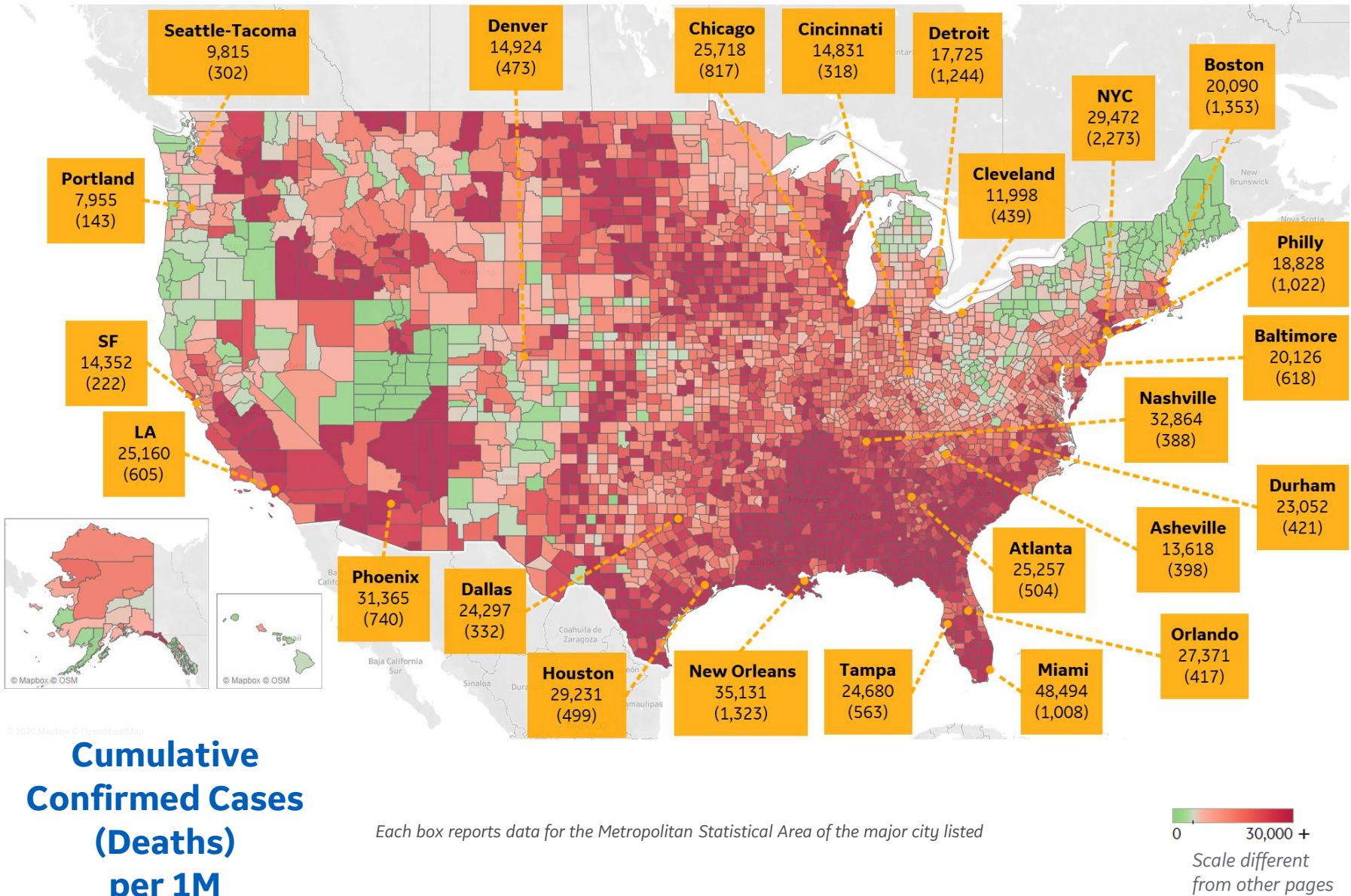
Top 10 by New Deaths

Avg New Deaths / 1M

North Dakota	9
Arkansas	6
South Dakota	5
Mississippi	4
Florida	4
Tennessee	4
Missouri	3
South Carolina	3
Georgia	3
Texas	3



US by County & Metro, Cumulative to Date



Top 25 Counties

Cumulative Confirmed Cases / 1M

Miami-Dade County, FL	63,778
Nueces County, TX	57,260
Cameron County, TX	54,551
Webb County, TX	51,642
Rockland County, NY	49,897
Yakima County, WA	45,924
Lubbock County, TX	41,662
Jefferson Parish, LA	41,418
Brown County, WI	41,029
Broward County, FL	40,135
Westchester County, NY	39,925
Davidson County, TN	39,813
Escambia County, FL	39,429
Charleston County, SC	39,134
Passaic County, NJ	38,545
Richland County, SC	38,226
Hidalgo County, TX	38,008
Leon County, FL	37,376
Kern County, CA	36,224
Tulare County, CA	35,622
Nassau County, NY	35,017
East Baton Rouge Parish, LA	34,991
Galveston County, TX	34,585
Osceola County, FL	34,329
Shelby County, TN	34,293

Note: Includes counties ≥ 250K population

* New York City counties aggregated into one reporting area



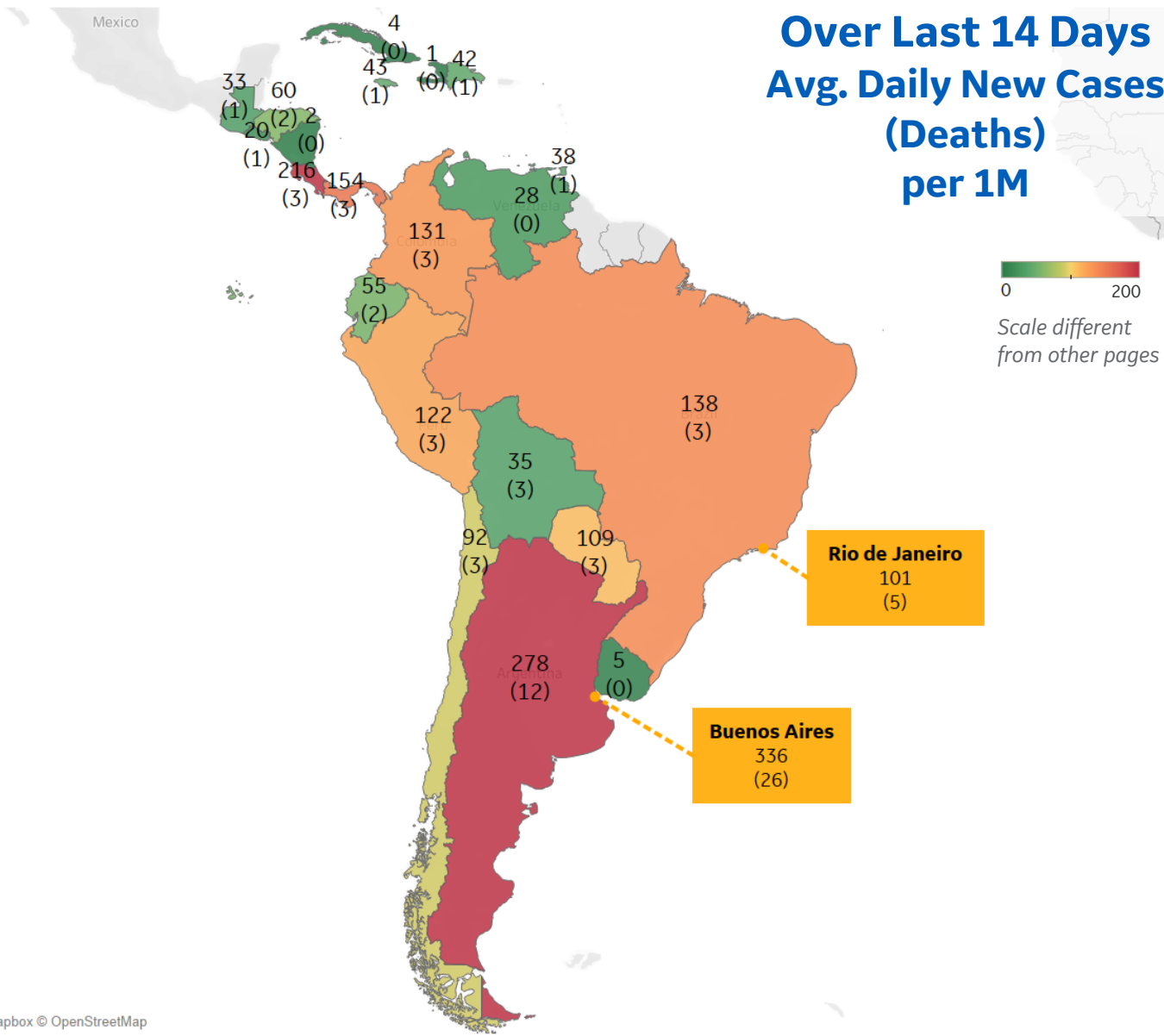
Per 1M in Region

	Today	Change
Active Cases	1,779	+1%
Confirmed	130 new	+0.8%
Deaths	3 new	+0.6%
Recovered	112 new	+1%

Most Daily New Cases / 1M

Argentina	278
Costa Rica	216
Panama	154
Brazil	138
Colombia	131
Peru	122
Paraguay	109
Chile	92
Honduras	60
Ecuador	55

* Excludes regions with population < 1M





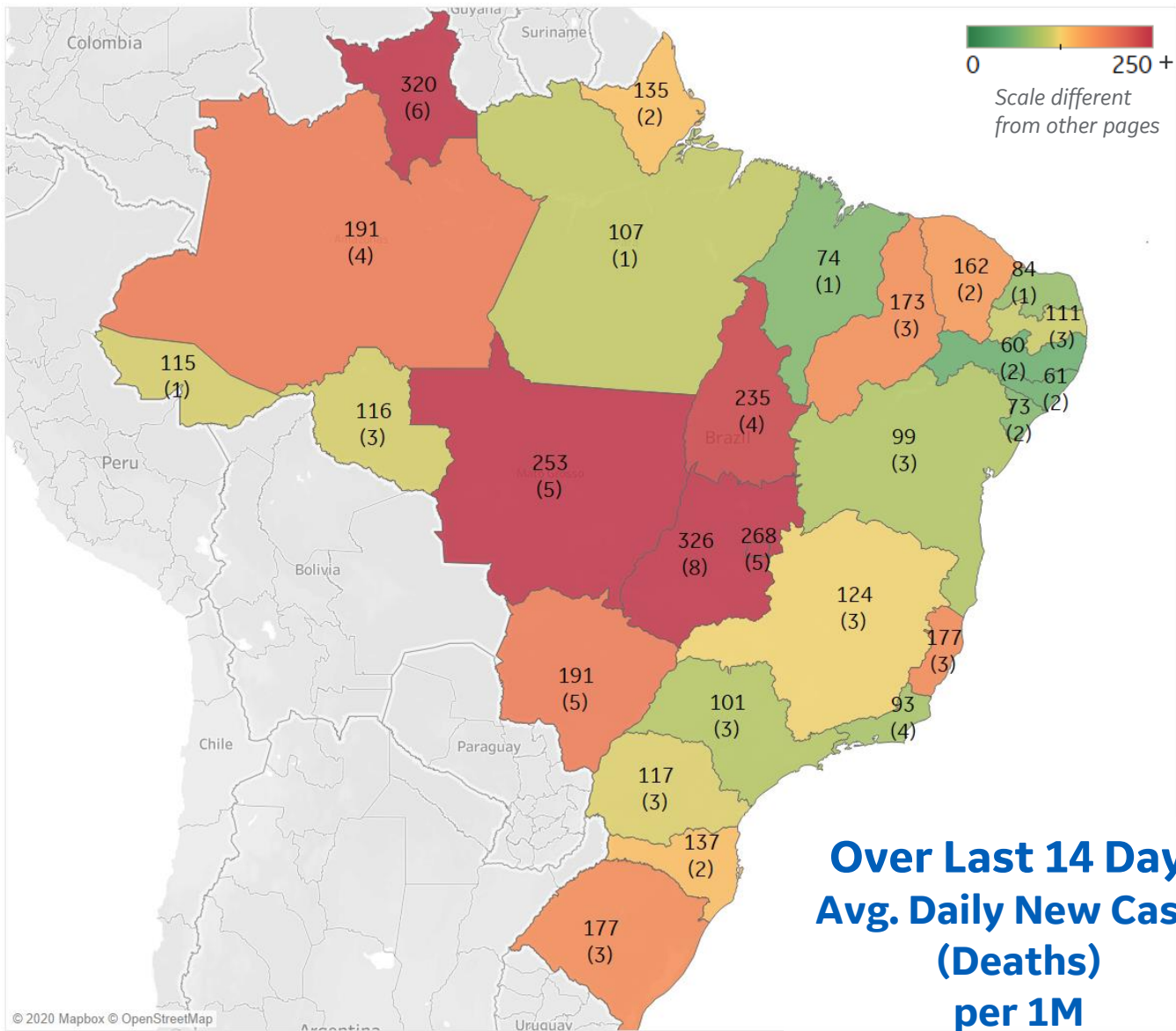
Per 1M in Region

	Today	Change
Active Cases	1,860	+1%
Confirmed	148 new	+0.6%
Deaths	3 new	+0.5%
Recovered	126 new	+0.6%

Most Daily New Cases / 1M

Goiás	326
Distrito Federal	268
MatoGrosso	253
Tocantins	235
Amazonas	191
MatoGrosso d..	191
Rio Grande do ..	177
Espírito Santo	177
Piauí	173
Ceará	162

* Excludes regions with population < 1M





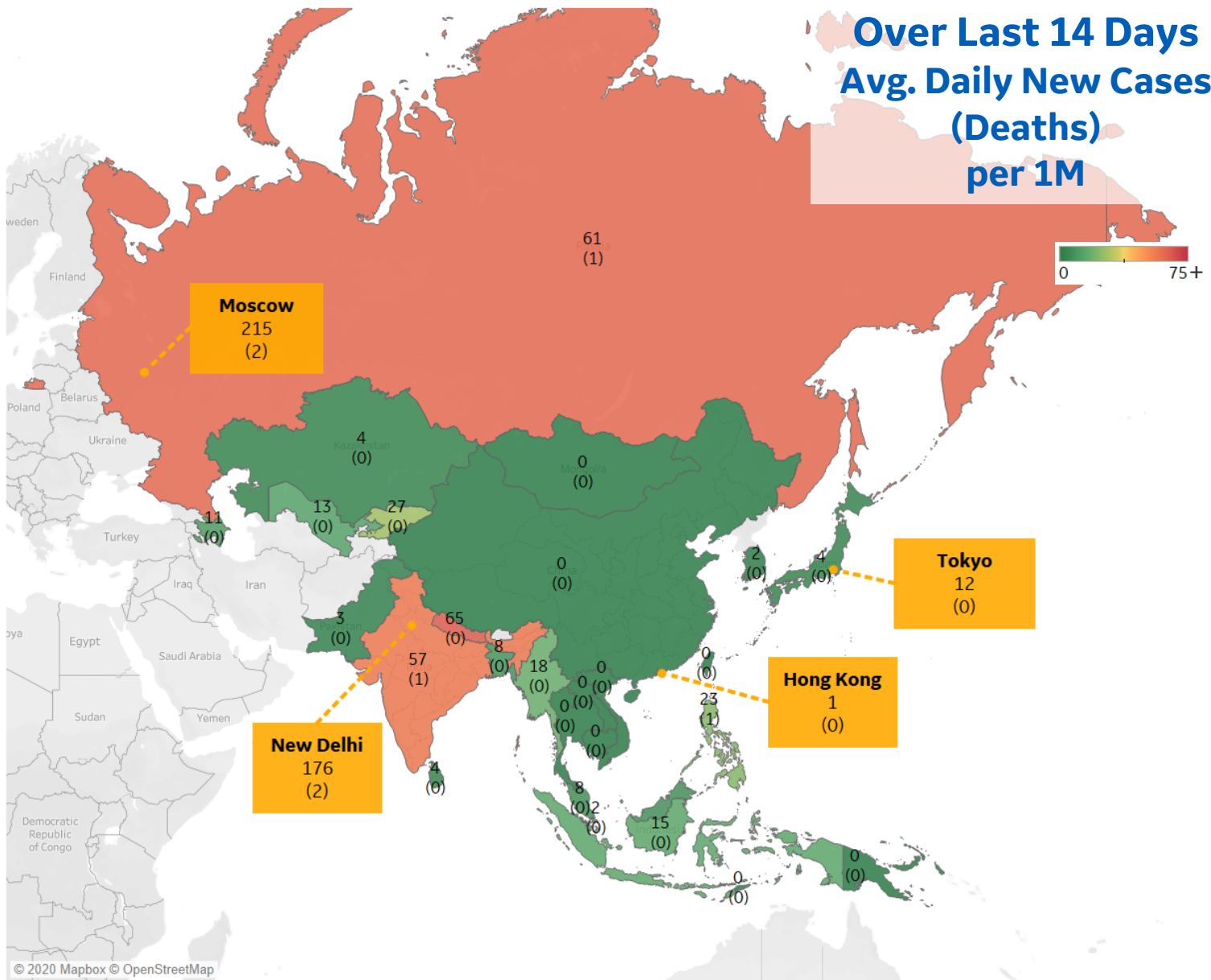
Per 1M in Region

	Today	Change
Active Cases	321	+0.4%
Confirmed	24 new	+1%
Deaths	0.3 new	+0.9%
Recovered	22 new	+1%

Most Daily New Cases / 1M

Nepal	65
Russia	61
India	57
Kyrgyzstan	27
Philippines	23
Myanmar	18
Indonesia	15
Uzbekistan	13
Azerbaijan	11
Bangladesh	8

* Excludes regions with population < 1M





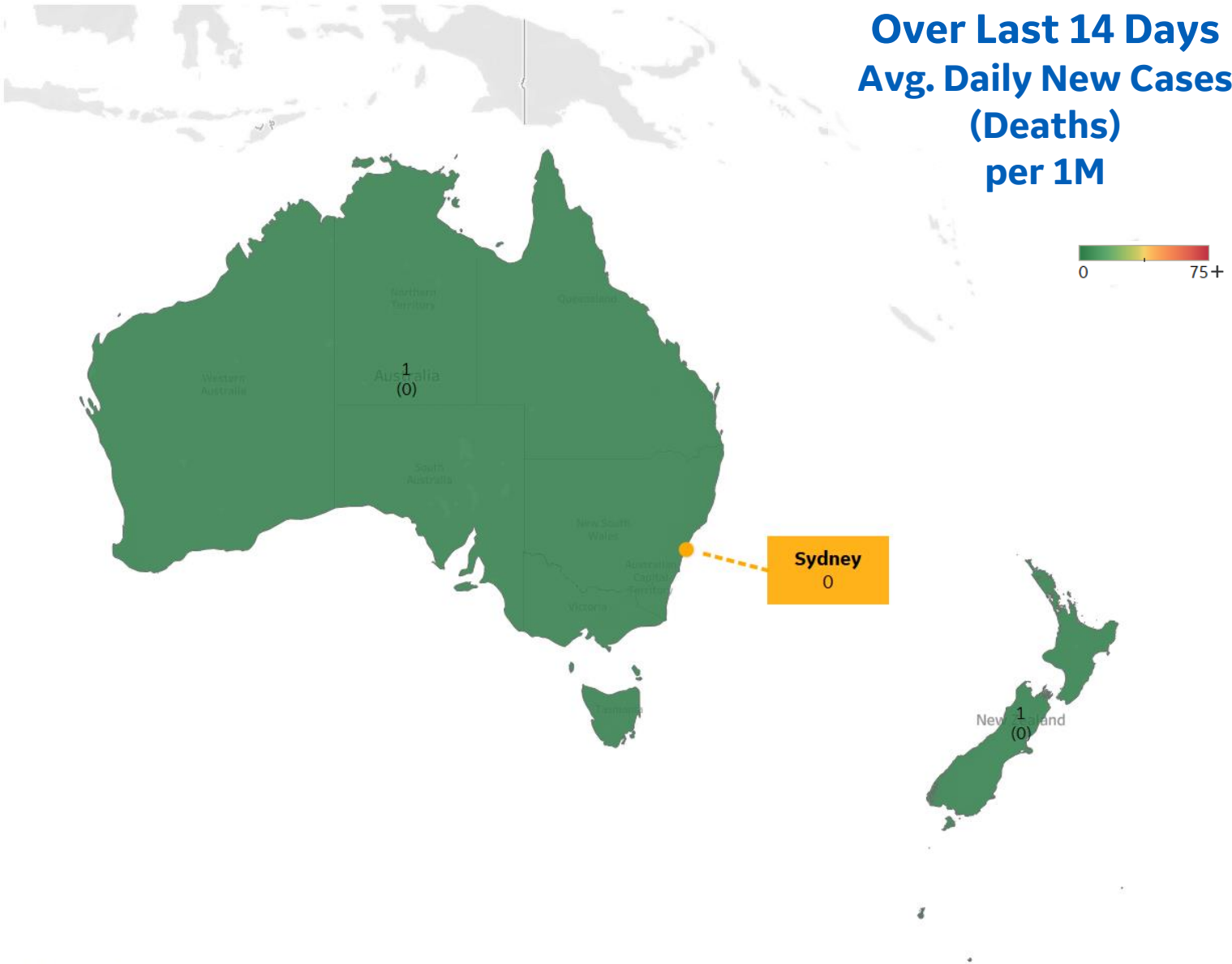
Per 1M in Region

	Today	Change
Active Cases	45	+0.4%
Confirmed	1 new	+0.1%
Deaths	0 new	+0%
Recovered	0 new	+0%

Most Daily New Cases / 1M

Australia	1
New Zealand	1

* Excludes regions with population < 1M





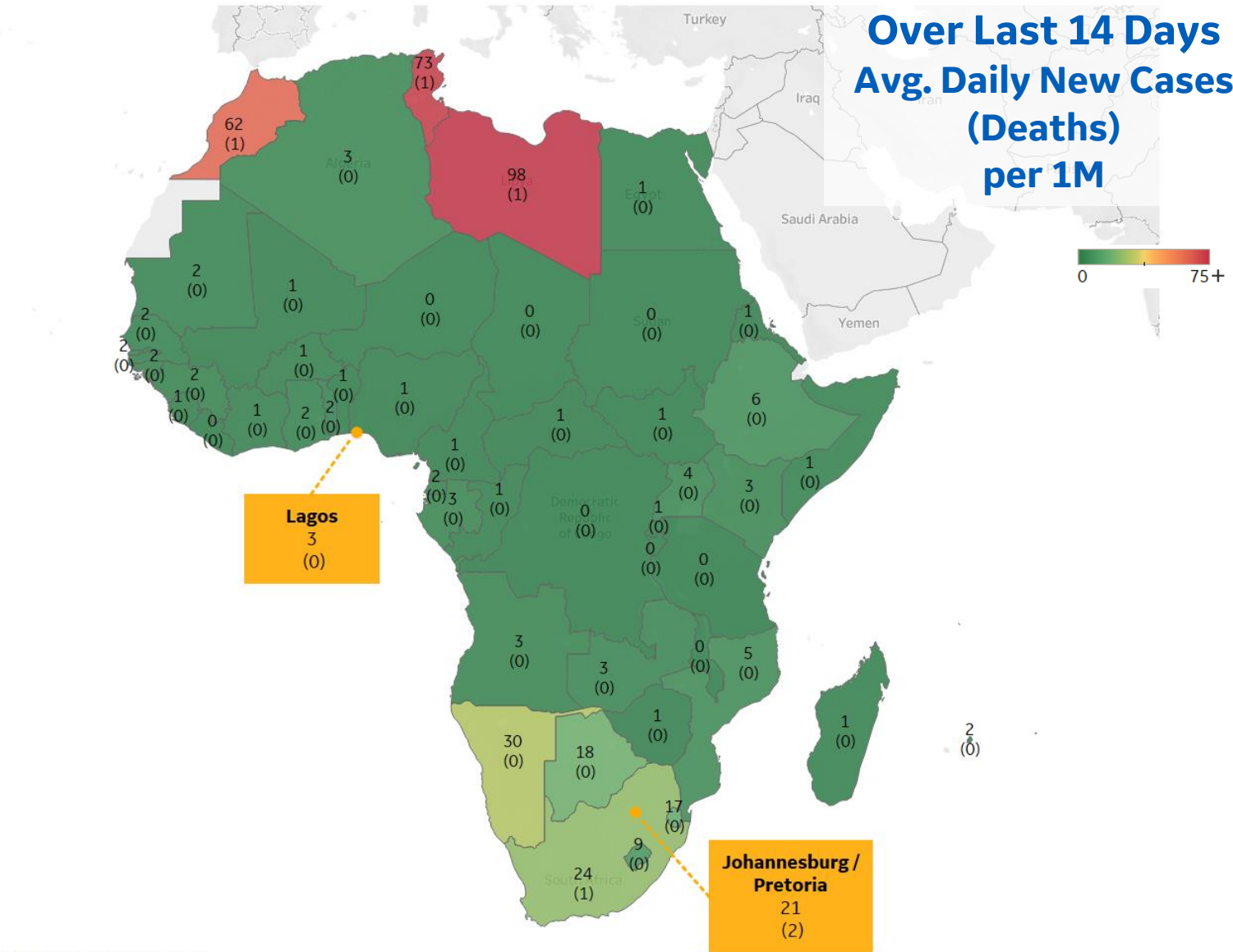
Per 1M in Region

	Today	Change
Active Cases	164	+0%
Confirmed	8 new	+0.7%
Deaths	0.2 new	+0.7%
Recovered	9 new	+0.9%

Most Daily New Cases / 1M

Libya	98
Tunisia	73
Morocco	62
Namibia	30
South Africa	24
Botswana	18
Eswatini	17
Lesotho	9
Ethiopia	6
Mozambique	5

* Excludes regions with population < 1M





*** Per 1M = Per 1 Million Population unless otherwise noted*

Johns Hopkins Coronavirus Resource Center:

<https://coronavirus.jhu.edu/map.html>

Worldometer Coronavirus Reporting:

<https://www.worldometers.info/coronavirus/>

Public Health England:

<https://www.gov.uk/government/publications/covid-19-track-coronavirus-cases>

US Department of Homeland Security, Homeland Infrastructure Foundation-Level Data:

<https://hifld-geoplatform.opendata.arcgis.com/datasets/hospitals>

City of New York, NYC Health:

<https://www1.nyc.gov/site/doh/covid/covid-19-data.page>

Chicago Coronavirus Latest Data:

<https://www.chicago.gov/city/en/sites/covid-19/home/latest-data.html>

National Health Commission of the PRC:

<http://www.nhc.gov.cn/xcs/yqtb/202003/bf66696029ba420098164607240074f8.shtml>

Korean Centers for Disease Control and Prevention:

http://www.cdc.go.kr/cdc_eng/

CDC, Severe Outcomes Among Patients with Coronavirus Disease 2019 (COVID-19):

<https://www.cdc.gov/mmwr/volumes/69/wr/mm6912e2.htm>

Italian Department of Civil Protection, COVID Monitoring:

<http://opendatadpc.maps.arcgis.com/apps/opsdashboard/index.html#/b0c68bce2cce478eaac82fe38d4138b1>

The COVID Tracking Project:

<https://covidtracking.com/data/>

UK Office for National Statistics

<https://www.ons.gov.uk/peoplepopulationandcommunity/birthsdeathsandmarriages/deaths/bulletins/deathsregisteredweeklyinenglandandwalesprovisional/weekending24april2020>

COVID-19 Information for Switzerland:

<https://www.corona-data.ch/>

Provincial Health Services Authority of Canada. BC Center for Disease Control:

<http://www.bccdc.ca/about/news-stories/stories/2020/information-on-novel-coronavirus>

Secretary of Health, Mexico:

<https://www.gob.mx/salud/en>

OECD Economic Outlooks, Statistics:

https://www.oecd-ilibrary.org/economics/data/oecd-economic-outlook-statistics-and-projections_eo-data-en

Public Health Authority of Sweden:

<https://www.folkhalsomyndigheten.se/smittskydd-beredskap/utbrott/aktuella-utbrott/covid-19/bekraftade-fall-i-sverige>

National Public Health Agency of France:

<https://www.santepubliquefrance.fr/regions/ile-de-france/documents/bulletin-regional/2020/covid-19-point-epidemiologique-en-ile-de-france-du-23-avril-2020>

Florida Department of Health, COVID-19 Response:

<https://floridahealthcovid19.gov>

CDC:

<https://www.cdc.gov/covid-data-tracker/index.html#demographics>

CDC Provisional COVID19 Deaths Counts

<https://data.cdc.gov/NCHS/Provisional-COVID-19-Death-Counts-by-Sex-Age-and-S/9bhg-hcku>

Johns Hopkins Coronavirus Resource Center:

<https://coronavirus.jhu.edu/map.html>

WHO Europe, Surveillance Report:

<http://www.euro.who.int/en/health-topics/health-emergencies/coronavirus-covid-19/weekly-surveillance-report>

WHO Europe, Principles for Transition:

<http://www.euro.who.int/en/media-centre/sections/statements/2020/statement-transition-to-a-new-normal-during-the-covid-19-pandemic-must-be-guided-by-public-health-principles>