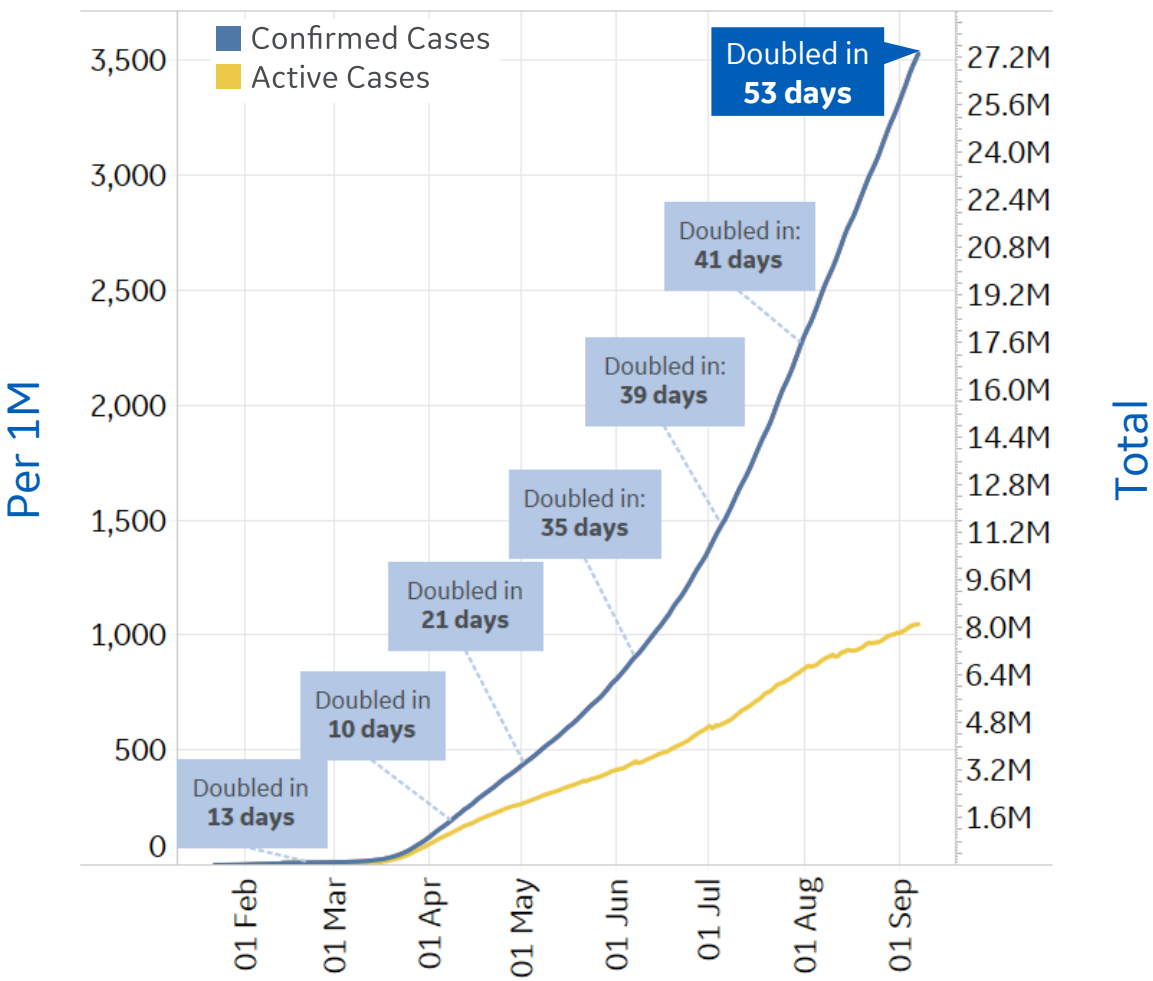


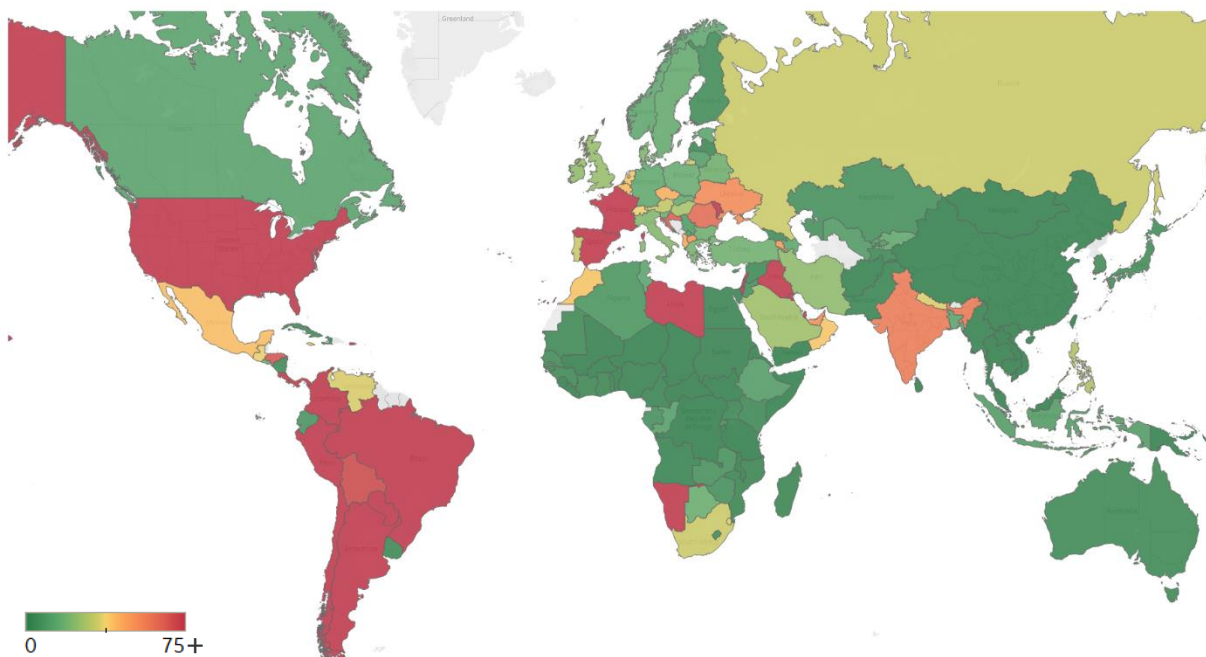


Global Confirmed & Active Cases

Trend since 22 Jan



Avg. Daily New Cases / 1M
Over the last 14 days



Per 1M:	Today	Change
Active Today	1,048	+0.4%
Active	4 new	+0.4%
Confirmed	30 new	+1%
Deaths	1 new	+1%
Recovered	24 new	+1%

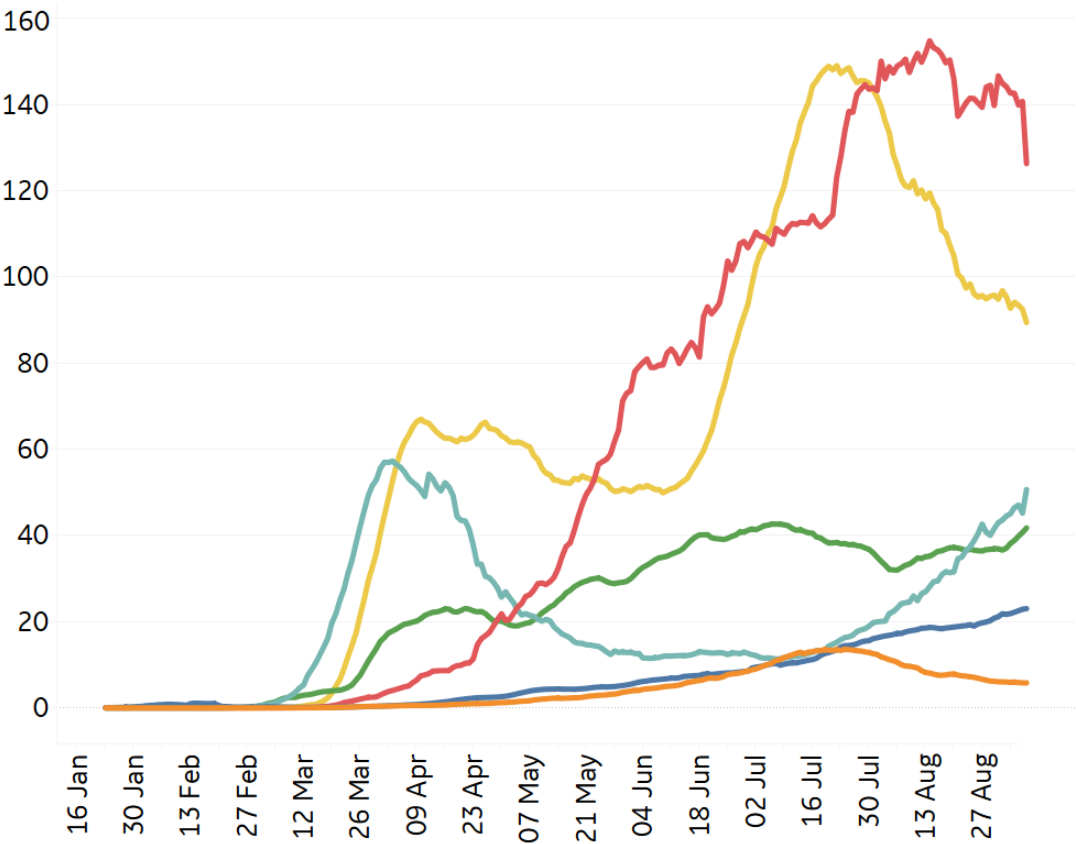


New Confirmed Cases & New Deaths

Key North America Europe Middle East Central/South America Asia Africa

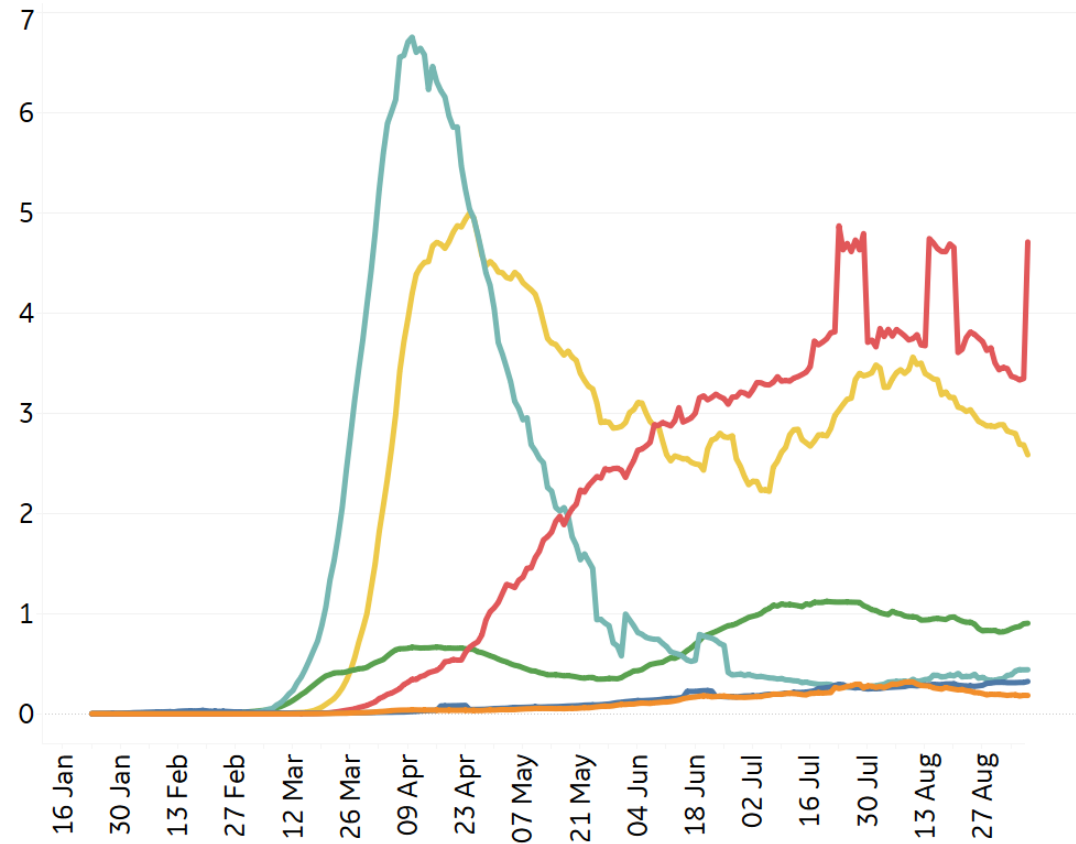
New Confirmed Cases / 1M

7-day rolling average



New Deaths / 1M

7-day rolling average





Top 50 Countries: Per 1M



1 - 25

	Today		Total Since 22 Jan			Change from 14d Ago [*] in 14 day avg of daily new	
	New Confirmed	New Deaths	Total Confirmed	Total Recovered	Total Deaths	Confirmed	Deaths
Peru	190	5	20,926	15,839	905	-14%	-66%
Belgium	35	0	7,659	1,603	855	-11%	-174%
Spain	568	2	11,241	3,216	631	46%	118%
UK	43	0	5,192	N/A**	613	56%	-10%
Chile	92	3	22,194	20,701	610	1%	-5%
Bolivia	72	142	10,418	6,267	604	-38%	186%
Ecuador	N/A	218	6,240	5,172	599	-87%	991%
Brazil	48	1	19,514	16,697	597	-7%	-14%
Italy	19	0	4,611	3,477	588	95%	-52%
Sweden	57	0	8,472	0	578	-41%	0%
US	73	1	19,035	7,050	572	-13%	-13%
Mexico	27	2	4,945	4,121	526	-5%	-10%
Panama	124	3	22,615	16,281	486	-17%	-20%
France	305	0	5,625	1,356	471	97%	-3%
Colombia	0	0	13,099	10,185	421	-25%	-15%
Netherlands	49	0	4,593	94	366	3%	4%
Ireland	21	0	6,030	4,732	360	23%	-100%
EU	124	0	4,707	2,183	317	42%	4%
Armenia	21	1	15,134	13,540	304	-16%	-21%
North Macedo..	18	3	7,261	5,993	299	-16%	38%
Iran	26	1	4,629	3,995	267	-14%	-24%
Moldova	64	3	9,929	6,891	266	4%	36%
Kosovo	0	0	6,873	4,762	264	-88%	-83%
South Africa	14	2	10,780	9,553	253	-42%	-27%
Switzerland	22	0	5,152	4,356	233	35%	-7%

26 - 50

	Today		Total Since 22 Jan			Change from 14d Ago [*] in 14 day avg of daily new	
	New Confirmed	New Deaths	Total Confirmed	Total Recovered	Total Deaths	Confirmed	Deaths
Argentina	204	6	10,798	7,908	224	41%	6%
Honduras	5	2	6,544	1,396	204	23%	92%
Romania	46	2	4,985	2,103	204	-1%	6%
Bos. and Herz.	30	3	6,602	4,520	202	3%	-4%
Iraq	107	2	6,580	5,043	189	4%	1%
Portugal	24	0	5,934	4,219	181	65%	0%
Dom. Rep.	52	2	9,209	6,750	172	-25%	19%
Kyrgyzstan	8	0	6,814	6,125	162	-56%	101%
Guatemala	8	1	4,344	3,717	160	-19%	-35%
Oman	50	1	17,101	16,215	144	4%	-16%
Kuwait	188	0	21,165	18,976	128	10%	-22%
Russia	35	0	7,040	5,763	122	0%	-1%
Israel	385	1	15,479	12,184	119	49%	-24%
Saudi Arabia	22	1	9,234	8,549	118	-32%	-15%
El Salvador	16	1	4,072	2,488	118	-59%	-10%
Bahrain	388	1	32,955	30,113	118	19%	-32%
Costa Rica	365	6	9,576	3,746	100	35%	25%
Kazakhstan	3	0	5,668	5,320	85	-68%	-52%
Eswatini	27	0	4,210	3,473	81	-42%	-63%
Belarus	18	1	7,729	7,607	76	41%	23%
Qatar	88	1	41,772	40,694	71	-23%	83%
West Bank an..	143	1	5,861	3,780	40	61%	55%
UAE	48	0	7,528	6,727	39	57%	-26%
Singapore	4	0	9,751	9,642	5	-42%	N/A
Total World	30	1	3,529	2,366	115	4%	-3%

*Change from 14d ago:
Compares 14d-avgs. of Daily New Cases/Deaths
today with 14d-avgs. from 14d ago

Total confirmed cases in **France** increased 13% since 1 Sept

Sorted by Total Deaths / 1M
Top 50 countries selected by Cases / 1M
Excluded countries with population < 1M

N/A** due to inconsistent reporting of Recovered Cases



Top 50 Countries: Raw Volume

Updated 8 Sept 2020, 3:30 GMT

4

1 - 25

	Today		Total Since 22 Jan			Change from 14d Ago [*] in 14 day avg of daily new	
	New Confirmed	New Deaths	Total Confirmed	Total Recovered	Total Deaths	Confirmed	Deaths
US	24,257	267	6,300,622	2,333,551	189,208	-13%	-13%
EU	55,004	181	2,095,896	972,203	141,282	42%	4%
Brazil	10,273	310	4,147,794	3,549,201	126,960	-7%	-14%
India	75,809	1,133	4,280,422	3,323,950	72,775	24%	10%
Mexico	3,486	223	637,509	531,334	67,781	-5%	-10%
UK	2,951	3	352,451	N/A**	41,643	56%	-10%
Italy	1,150	12	278,784	210,238	35,553	95%	-52%
France	19,906	2	367,174	88,484	30,732	97%	-3%
Peru	6,275	151	689,977	522,251	29,838	-14%	-66%
Spain	26,560	98	525,549	150,376	29,516	46%	118%
Iran	2,152	117	388,810	335,572	22,410	-14%	-24%
Colombia	0	0	666,521	518,229	21,412	-25%	-15%
Russia	5,106	50	1,027,334	840,997	17,818	0%	-1%
South Africa	845	115	639,362	566,555	15,004	-42%	-27%
Chile	1,764	60	424,274	395,717	11,652	1%	-5%
Ecuador	N/A	3,852	110,092	91,242	10,576	-87%	991%
Argentina	9,215	270	488,007	357,388	10,129	41%	6%
Belgium	402	2	88,769	18,576	9,909	-11%	-174%
Germany	1,898	1	253,626	225,704	9,331	-1%	-25%
Canada	405	2	134,295	118,386	9,196	21%	-29%
Indonesia	2,880	105	196,989	140,652	8,130	47%	38%
Iraq	4,314	77	264,684	202,859	7,589	4%	1%
Bolivia	835	1,656	121,604	73,150	7,054	-38%	186%
Turkey	1,703	57	281,509	252,152	6,730	23%	110%
Pakistan	330	5	299,233	286,157	6,350	-31%	-28%

26 - 50

	Today		Total Since 22 Jan			Change from 14d Ago [*] in 14 day avg of daily new	
	New Confirmed	New Deaths	Total Confirmed	Total Recovered	Total Deaths	Confirmed	Deaths
Netherlands	845	1	78,702	1,617	6,278	3%	4%
Sweden	573	2	85,558	N/A**	5,837	-41%	0%
Egypt	178	11	100,041	79,008	5,541	41%	7%
China	20	2	90,078	84,900	4,732	-56%	-5%
Bangladesh	2,202	37	327,359	224,573	4,516	-17%	-2%
Saudi Arabia	768	26	321,456	297,623	4,107	-32%	-15%
Romania	883	33	95,897	40,454	3,926	-1%	6%
Philippines	1,362	15	238,727	184,906	3,890	-23%	23%
Ukraine	2,253	32	141,424	64,886	2,930	27%	55%
Guatemala	145	10	77,828	66,584	2,862	-19%	-35%
Poland	302	4	71,126	55,113	2,124	-11%	9%
Panama	535	13	97,578	70,247	2,099	-17%	-20%
Honduras	50	16	64,814	13,828	2,023	23%	92%
Dom. Rep.	565	19	99,898	73,228	1,864	-25%	19%
Portugal	249	3	60,507	43,016	1,843	65%	0%
Kazakhstan	64	0	106,425	99,893	1,588	-68%	-52%
Morocco	1,386	33	73,780	56,096	1,394	7%	17%
Japan	295	11	72,213	62,190	1,377	-33%	18%
Israel	3,331	7	133,975	105,455	1,026	49%	-24%
Oman	256	6	87,328	82,805	734	4%	-16%
Belarus	172	5	73,031	71,883	716	41%	23%
Kuwait	805	2	90,387	81,037	546	10%	-22%
UAE	470	2	74,454	66,533	390	57%	-26%
Qatar	253	2	120,348	117,241	205	-23%	83%
Total World	228,588	9,104	27,332,433	18,325,062	892,443	4%	-3%

*Change from 14d ago:
Compares 14d-avgs. of Daily New Cases/Deaths
today with 14d-avgs. from 14d ago

India now outranks **Brazil** as the 2nd highest country in total confirmed cases

Sorted by Raw Total Deaths
Top 50 countries selected by Total Cases
Excluded countries with population < 1M

N/A** due to inconsistent reporting of Recovered Cases



United States: Per 1M



1 - 25

	Today		Total Since 22 Jan			Change from 14d Ago* in 14 day avg of daily new	
	New Confirmed	New Deaths	Total Confirmed	Total Recovered	Total Deaths	Confirmed	Deaths
New Jersey	37	0	21,885	3,851	1,800	-6%	-38%
New York	27	1	22,619	3,880	1,696	6%	2%
Massachusetts	33	1	17,815	15,346	1,325	-165%	-14%
Connecticut	0	0	14,968	2,538	1,253	-20%	-58%
Louisiana	66	3	32,950	28,918	1,098	-21%	-32%
Rhode Island	0	0	20,997	2,027	996	-40%	-5%
Mississippi	81	0	29,276	22,821	869	-22%	-4%
DC	51	0	20,283	16,105	866	-24%	-46%
Arizona	27	0	28,297	4,378	717	-34%	-28%
Michigan	121	0	11,856	8,078	682	-2%	2%
Illinois	108	1	19,956	N/A	663	7%	19%
Maryland	126	1	18,672	1,176	629	-10%	1%
Delaware	212	0	18,741	10,112	625	-4%	-62%
Pennsylvania	56	2	11,290	8,959	607	-5%	-13%
Georgia	57	1	26,730	N/A	569	-31%	-7%
S. Carolina	127	4	24,396	9,989	565	8%	-18%
Florida	86	1	30,183	N/A	553	-35%	-33%
Indiana	88	1	14,912	11,440	500	-3%	-22%
Texas	29	1	22,729	18,741	472	-36%	-25%
Alabama	134	0	27,120	10,433	464	6%	-2%
Nevada	116	1	23,365	602	452	-39%	-21%
New Mexico	18	2	12,468	6,453	385	-28%	-9%
Iowa	102	1	22,357	15,811	371	71%	6%
Ohio	67	1	11,236	9,289	366	6%	-9%
California	53	1	18,753	N/A	348	-44%	-18%
Colorado	37	0	10,326	1,052	343	-11%	-11%

26 - 51

	Today		Total Since 22 Jan			Change from 14d Ago* in 14 day avg of daily new	
	New Confirmed	New Deaths	Total Confirmed	Total Recovered	Total Deaths	Confirmed	Deaths
Colorado	37	0	10,326	1,052	343	-11%	-11%
Minnesota	113	1	14,403	13,016	339	16%	-20%
New Hampshire	21	0	5,498	5,005	318	10%	-60%
Virginia	75	1	14,939	1,844	314	3%	47%
Arkansas	116	5	21,780	19,470	301	18%	39%
N. Carolina	97	1	16,964	14,936	276	7%	6%
Missouri	149	0	15,545	N/A	275	9%	97%
Tennessee	144	1	24,177	21,410	274	-6%	-23%
Washington	41	0	10,183	N/A	256	-26%	-52%
Kentucky	65	0	11,877	2,383	223	3%	1%
Oklahoma	155	0	16,230	13,499	216	7%	-3%
Idaho	41	0	18,879	9,263	215	-32%	-8%
Nebraska	46	0	18,597	14,325	209	9%	-45%
North Dakota	223	0	18,110	14,539	205	58%	-24%
Wisconsin	97	0	14,042	12,448	201	6%	5%
South Dakota	216	0	17,295	13,830	196	113%	-20%
Kansas	174	1	15,905	616	166	-1%	10%
West Virginia	88	-1	6,459	4,788	138	40%	72%
Utah	116	0	17,166	14,494	132	8%	-39%
Oregon	35	0	6,684	1,232	114	-22%	-3%
Montana	49	1	7,781	5,844	110	19%	69%
Maine	13	0	3,497	3,032	100	10%	-50%
Vermont	5	0	2,646	2,348	93	-21%	N/A
Wyoming	0	0	6,967	5,902	73	-22%	-44%
Hawaii	73	1	7,034	2,112	61	-2%	106%
Alaska	45	0	7,919	3,175	57	-11%	67%

*Change from 14d ago:
Compares 14d-avgs. of Daily New Cases/Deaths
today with 14d-avgs. from 14d ago

North Dakota and South Dakota have reported the
most new cases / 1M over the last 14 days

Sorted by Total Deaths / 1M

N/As due to states revising and updating case counts



United States: Raw Volume

Updated 8 Sept 2020, 3:30 GMT

6

1 - 25

	Today		Total Since 22 Jan			Change from 14d Ago* in 14 day avg of daily new	
	New Confirmed	New Deaths	Total Confirmed	Total Recovered	Total Deaths	Confirmed	Deaths
New York	520	15	440,021	75,471	33,002	6%	2%
New Jersey	332	2	194,390	34,202	15,991	-6%	-38%
California	2,109	27	740,965	N/A	13,758	-44%	-18%
Texas	839	43	659,041	543,412	13,697	-36%	-25%
Florida	1,838	22	648,269	N/A	11,871	-35%	-33%
Massachusetts	229	8	122,791	105,769	9,133	-165%	-14%
Illinois	1,369	8	252,884	N/A	8,398	7%	19%
Pennsylvania	716	21	144,540	114,687	7,771	-5%	-13%
Michigan	1,212	4	118,403	80,678	6,810	-2%	2%
Georgia	608	7	283,807	N/A	6,044	-31%	-7%
Arizona	197	-2	205,964	31,866	5,219	-34%	-28%
Louisiana	309	12	153,177	134,432	5,105	-21%	-32%
Connecticut	0	0	53,365	9,049	4,468	-20%	-58%
Ohio	778	17	131,336	108,578	4,276	6%	-9%
Maryland	764	5	112,883	7,112	3,804	-10%	1%
Indiana	590	4	100,394	77,015	3,368	-3%	-22%
S. Carolina	655	20	125,607	51,431	2,907	8%	-18%
N. Carolina	1,018	7	177,919	156,652	2,897	7%	6%
Virginia	639	6	127,516	15,742	2,684	3%	47%
Mississippi	242	1	87,130	67,918	2,585	-22%	-4%
Alabama	659	0	132,973	51,154	2,276	6%	-2%
Colorado	213	1	59,464	6,057	1,973	-11%	-11%
Washington	310	0	77,545	N/A	1,953	-26%	-52%
Minnesota	638	3	81,225	73,403	1,912	16%	-20%
Tennessee	983	4	165,109	146,213	1,869	-6%	-23%

26 - 51

	Today		Total Since 22 Jan			Change from 14d Ago* in 14 day avg of daily new	
	New Confirmed	New Deaths	Total Confirmed	Total Recovered	Total Deaths	Confirmed	Deaths
Missouri	914	2	95,406	N/A	1,687	9%	97%
Nevada	357	4	71,967	1,853	1,393	-39%	-21%
Iowa	322	3	70,537	49,884	1,170	71%	6%
Wisconsin	567	0	81,760	72,478	1,168	6%	5%
Rhode Island	0	0	22,243	2,147	1,055	-40%	-5%
Kentucky	290	0	53,064	10,648	996	3%	1%
Arkansas	350	14	65,727	58,757	908	18%	39%
Oklahoma	613	0	64,220	53,414	853	7%	-3%
New Mexico	37	4	26,144	13,530	807	-28%	-9%
DC	36	0	14,315	11,366	611	-24%	-46%
Delaware	206	0	18,249	9,847	609	-4%	-62%
Kansas	507	2	46,337	1,796	483	-1%	10%
Oregon	146	1	28,190	5,198	482	-22%	-3%
New Hampshire	29	0	7,476	6,805	433	10%	-60%
Utah	373	1	55,033	46,468	423	8%	-39%
Nebraska	89	0	35,975	27,710	404	9%	-45%
Idaho	74	0	33,738	16,554	385	-32%	-8%
West Virginia	157	-1	11,575	8,581	248	40%	72%
South Dakota	191	0	15,300	12,235	173	113%	-20%
North Dakota	170	0	13,801	11,080	156	58%	-24%
Maine	18	0	4,701	4,076	134	10%	-50%
Montana	52	1	8,316	6,246	118	19%	69%
Hawaii	104	1	9,959	2,991	86	-2%	106%
Vermont	3	0	1,651	1,465	58	-21%	N/A
Wyoming	0	0	4,032	3,416	42	-22%	-44%
Alaska	33	0	5,793	2,323	42	-11%	67%

*Change from 14d ago:
Compares 14d-avgs. of Daily New Cases/Deaths
today with 14d-avgs. from 14d ago

Over 25% of all new cases today were reported by 4 states:
California, Florida, Illinois, and Michigan

Sorted by Raw Total Deaths

N/As due to states revising and updating case counts



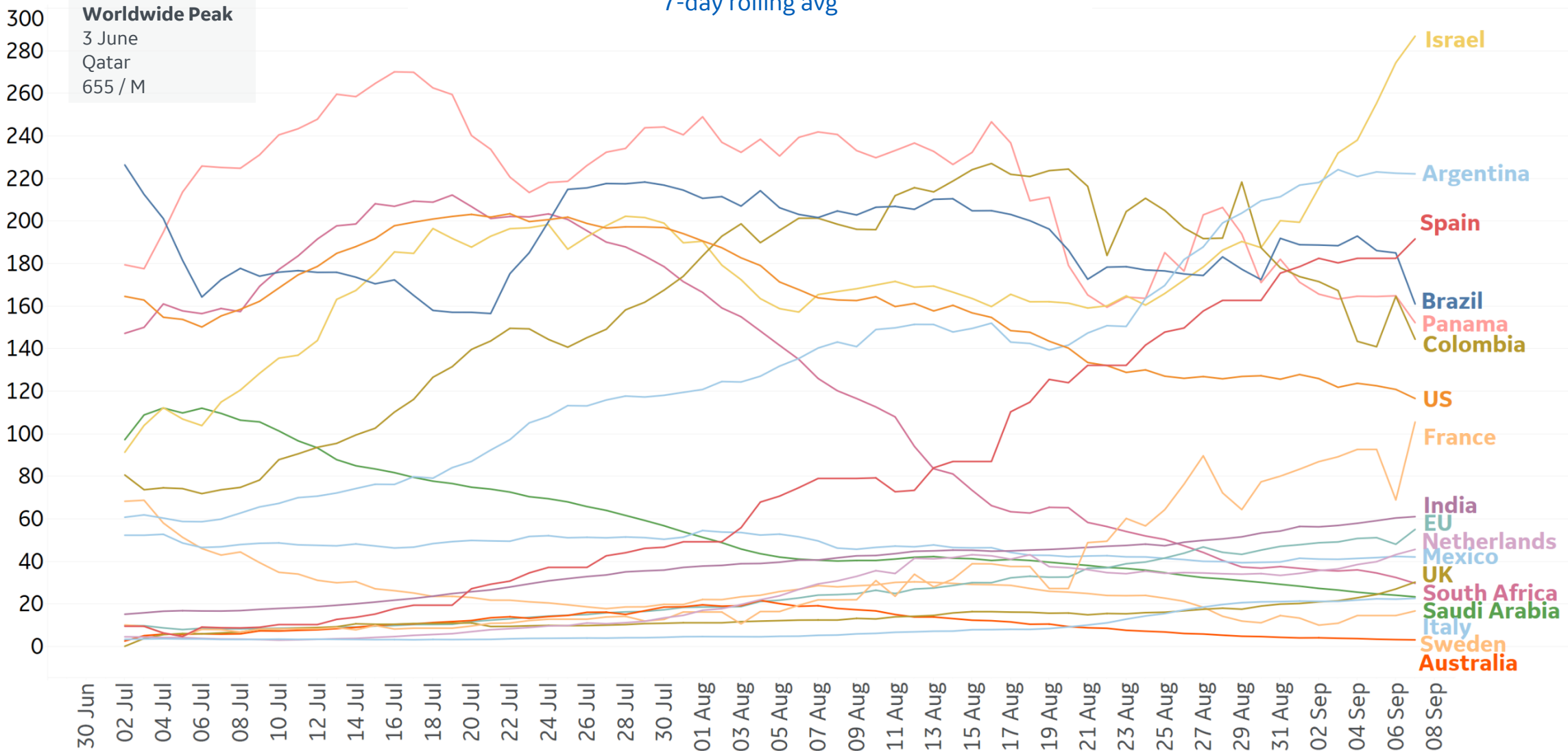
New Confirmed Cases in Select Countries

Updated 8 Sept 2020, 3:30 GMT

7

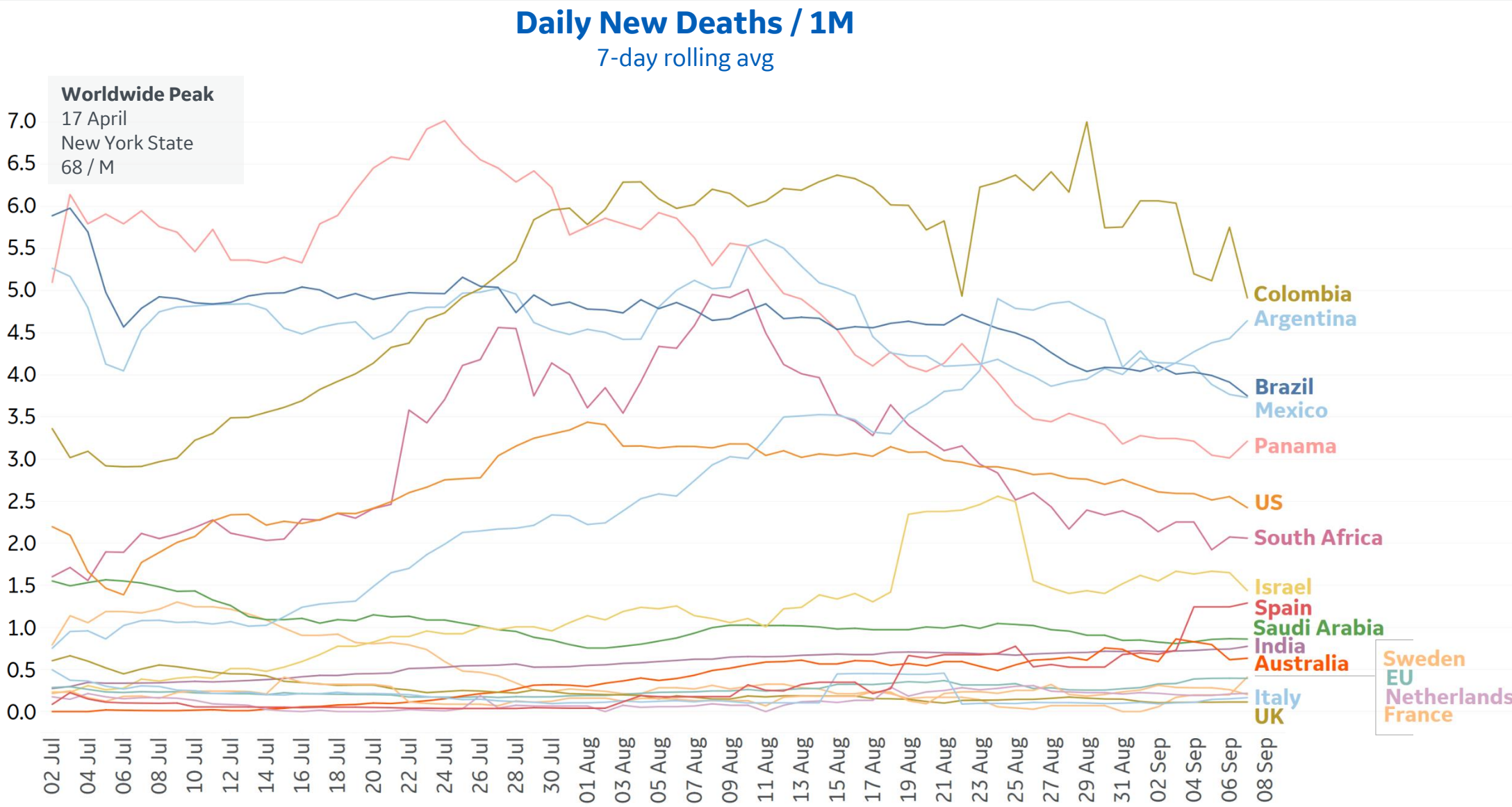
Daily New Confirmed Cases / 1M

7-day rolling avg





New Deaths in Select Countries





The chart displays the cumulative number of confirmed COVID-19 cases in 15 countries and the European Union (EU) from July 1 to September 7, 2020. The Y-axis represents the number of cases, ranging from 0 to 650. The X-axis shows dates at two-day intervals. The countries are color-coded and labeled on the right side of the chart.

Country	01 Jul	01 Aug	01 Sep	07 Sep
Spain	605	610	625	630
UK	600	605	610	615
Brazil	285	480	580	600
Italy	575	580	585	590
Sweden	550	570	575	580
US	390	490	570	590
Mexico	220	440	520	530
Panama	150	380	480	490
France	455	460	465	470
Colombia	70	250	400	420
Netherlands	360	360	360	360
EU	300	305	310	315
South Africa	45	180	240	250
Argentina	220	440	520	530
Israel	35	70	110	120
Saudi Arabia	45	80	110	120
India	10	20	40	50
Australia	0	0	10	20

[illegible]



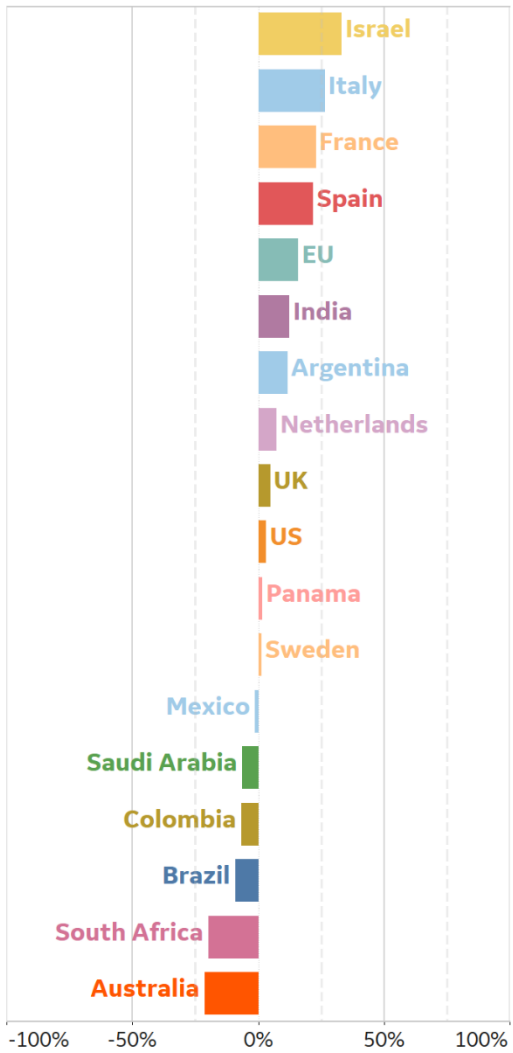
% Change in Case Volume in Select Countries

Updated 8 Sept 2020, 3:30 GMT

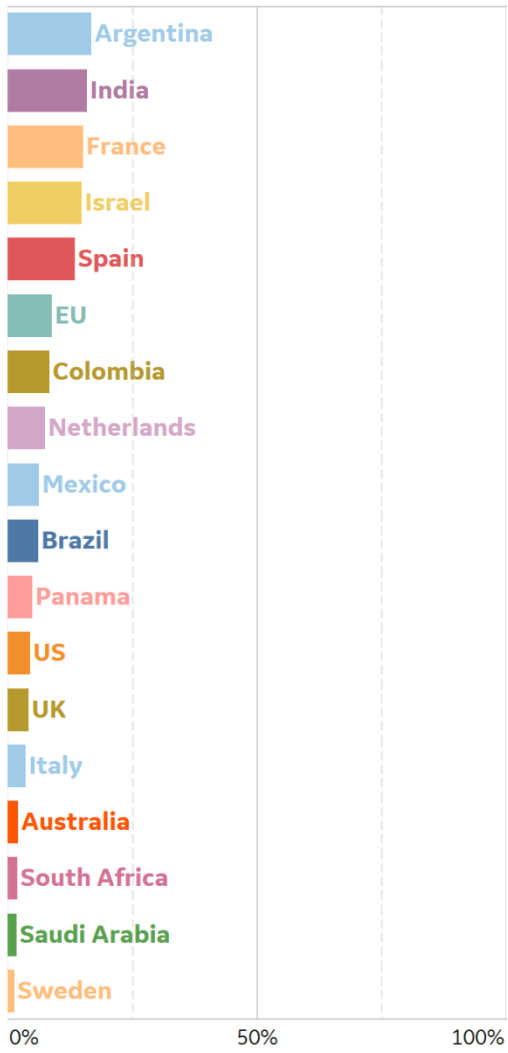
11

Over Previous 7 days

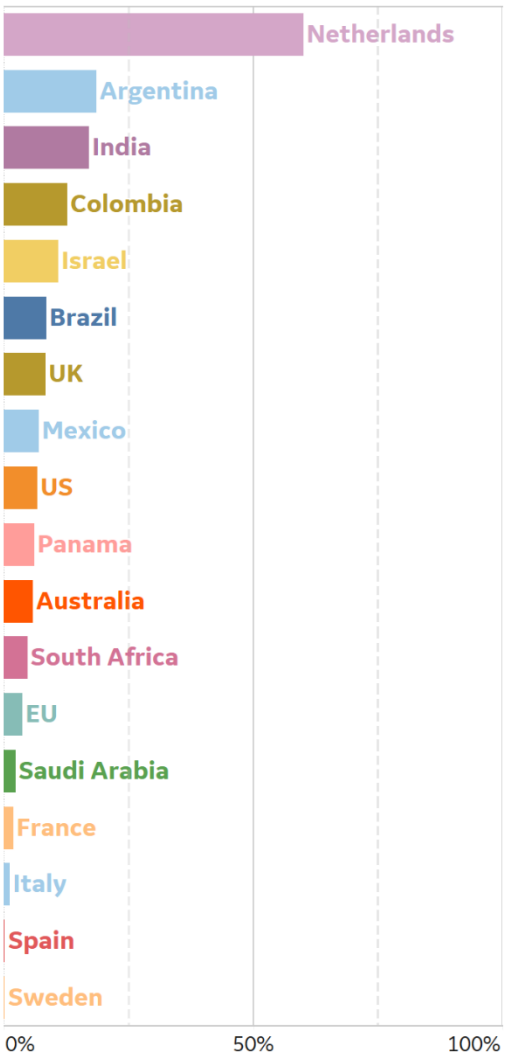
Active Cases



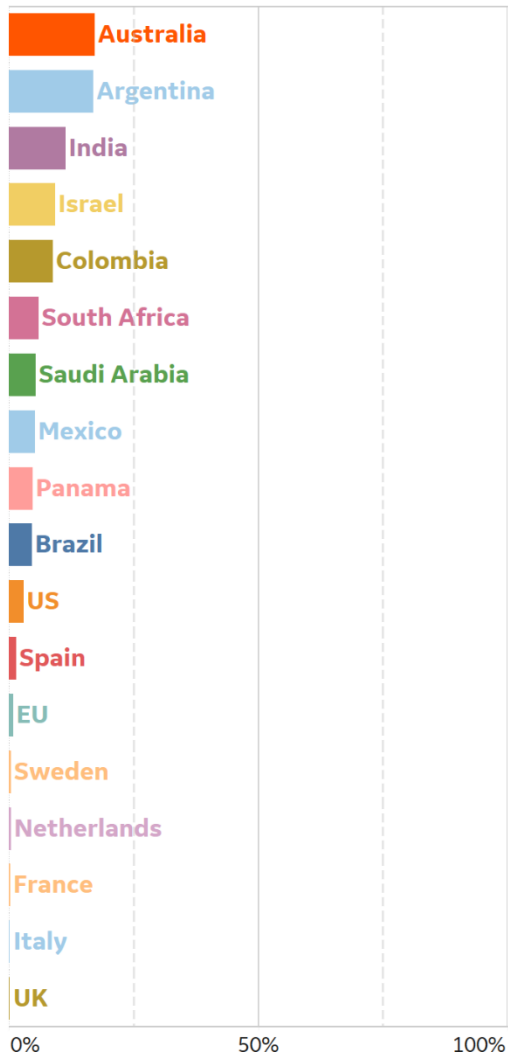
Confirmed Cases



Reported Recoveries



Reported Deaths

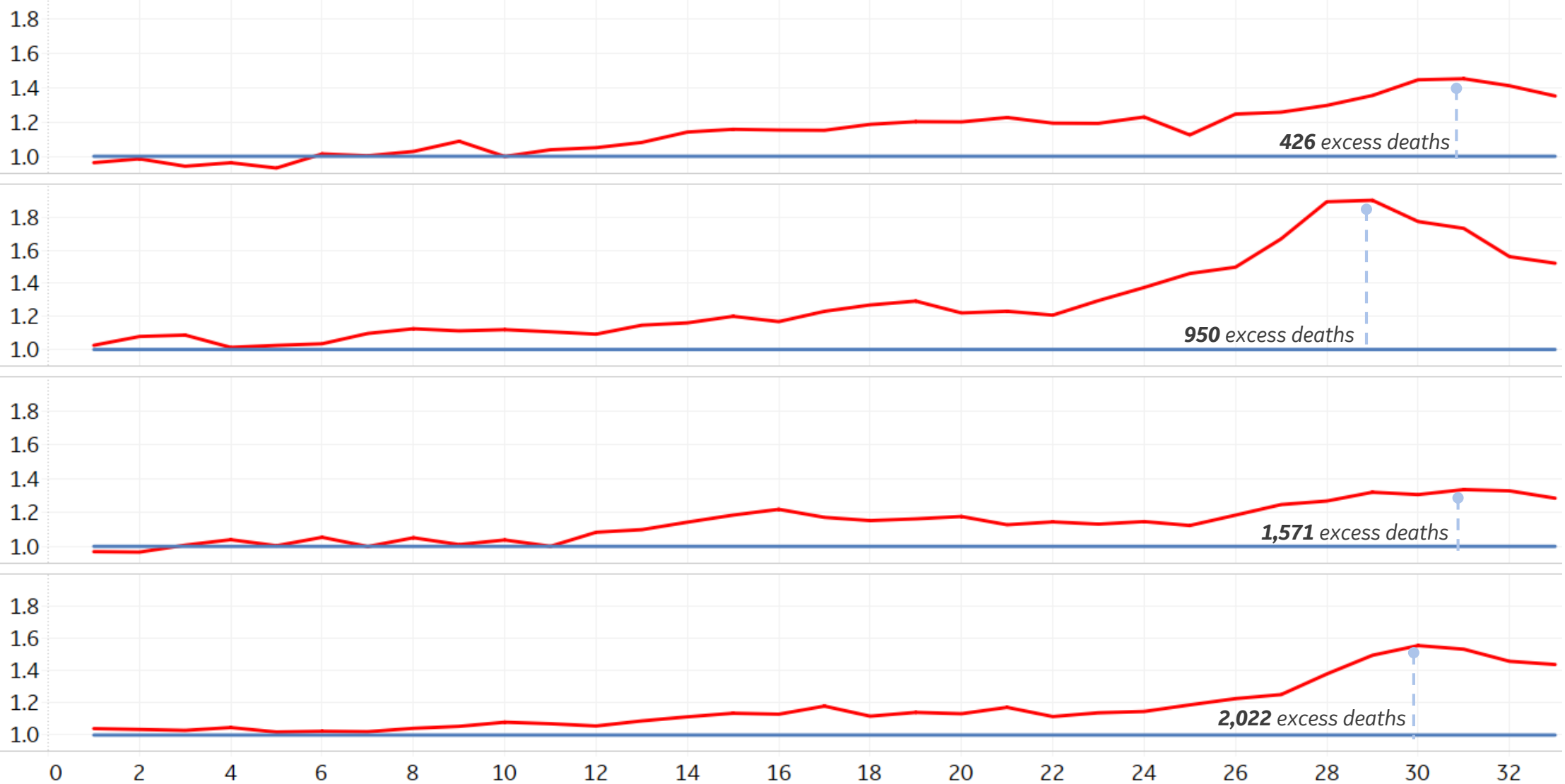




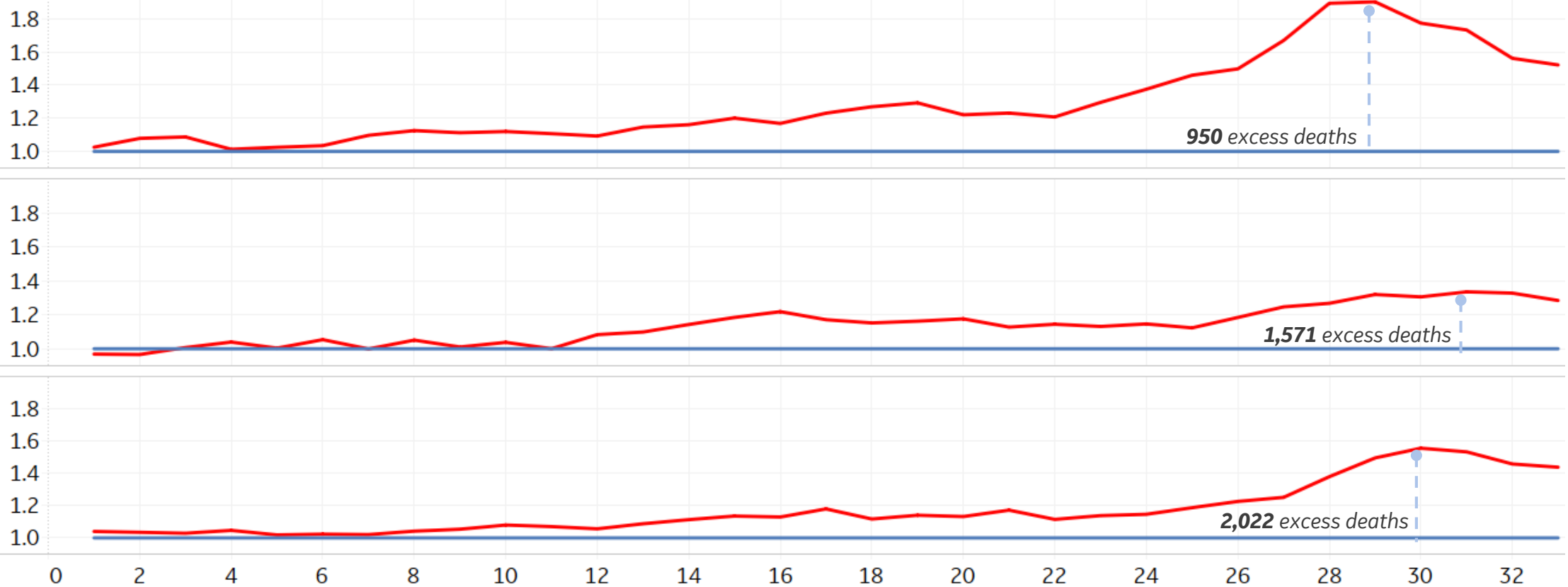
Feature: US Excess Deaths, Select States

2020 Deaths above 2015-2019 Average

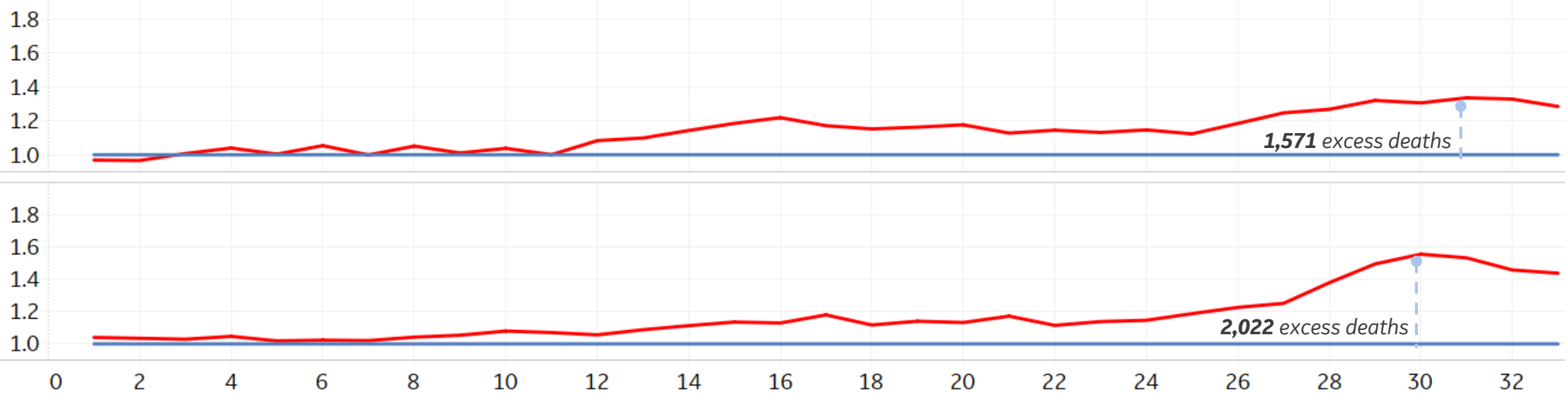
Alabama
Peak: 1.5x
@ Week 31



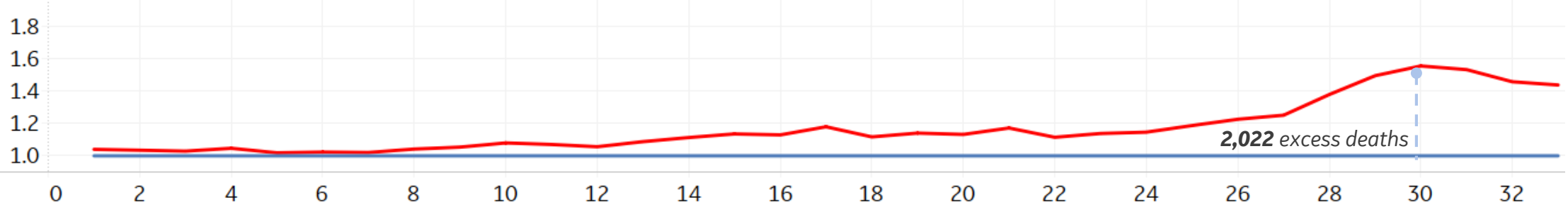
Arizona
Peak: 1.9x
@ Week 29



California
Peak: 1.3x
@ Week 31



Florida
Peak: 1.6x
@ Week 30





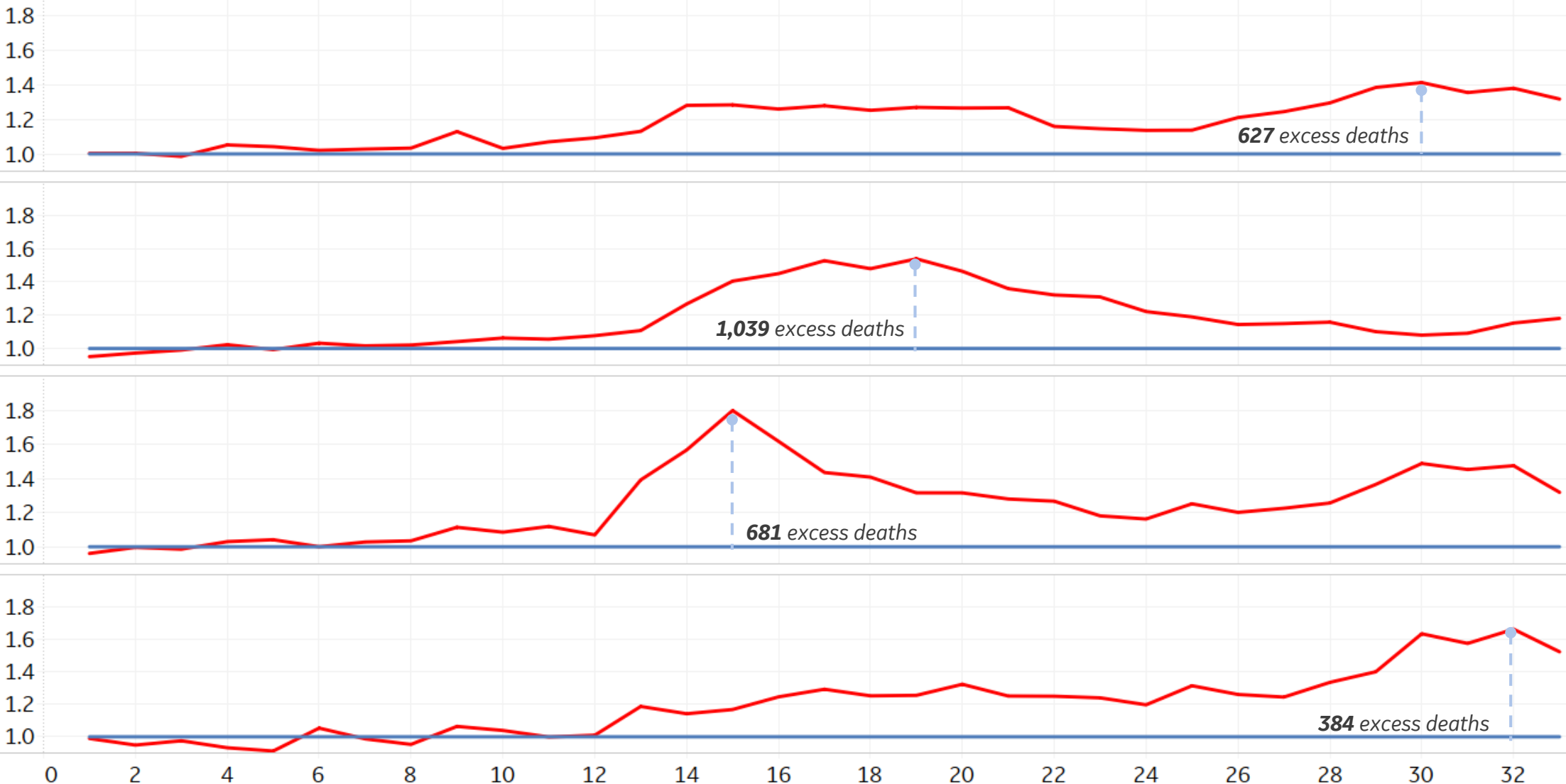
Feature: US Excess Deaths, Select States

Updated 8 Sept 2020, 3:30 GMT 13

2020 Deaths above 2015-2019 Average

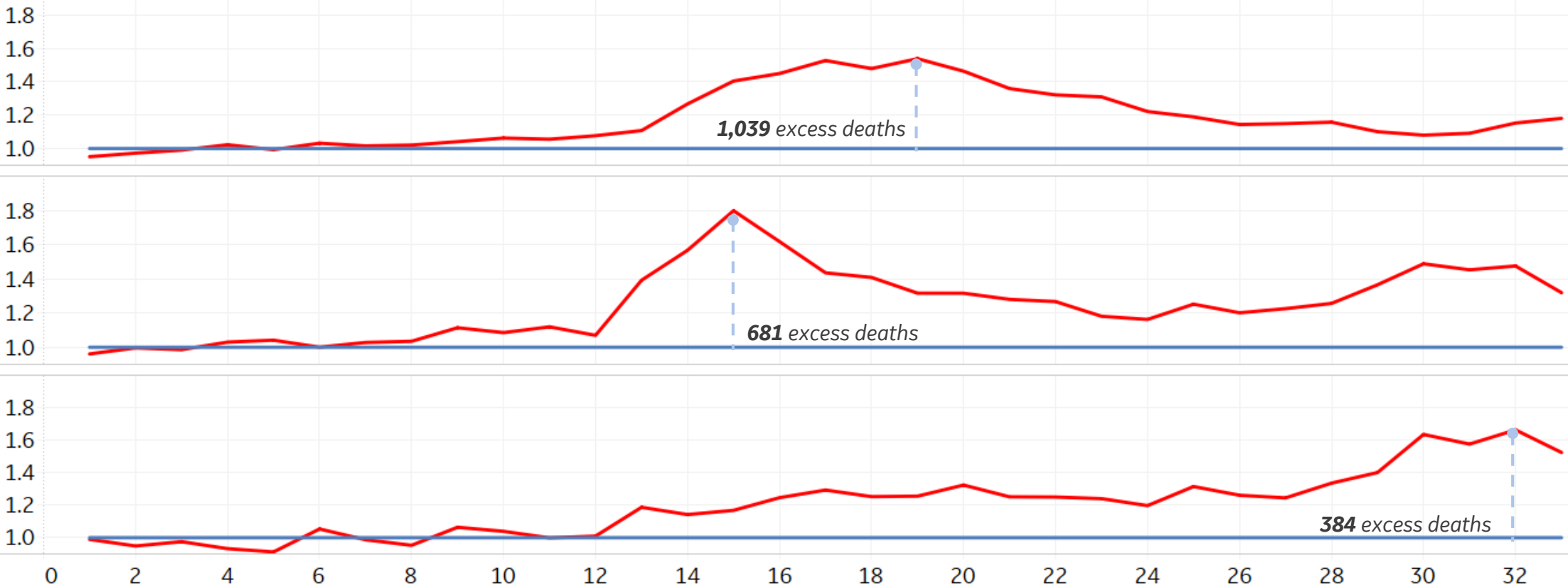
Georgia

Peak: 1.4x
@ Week 30



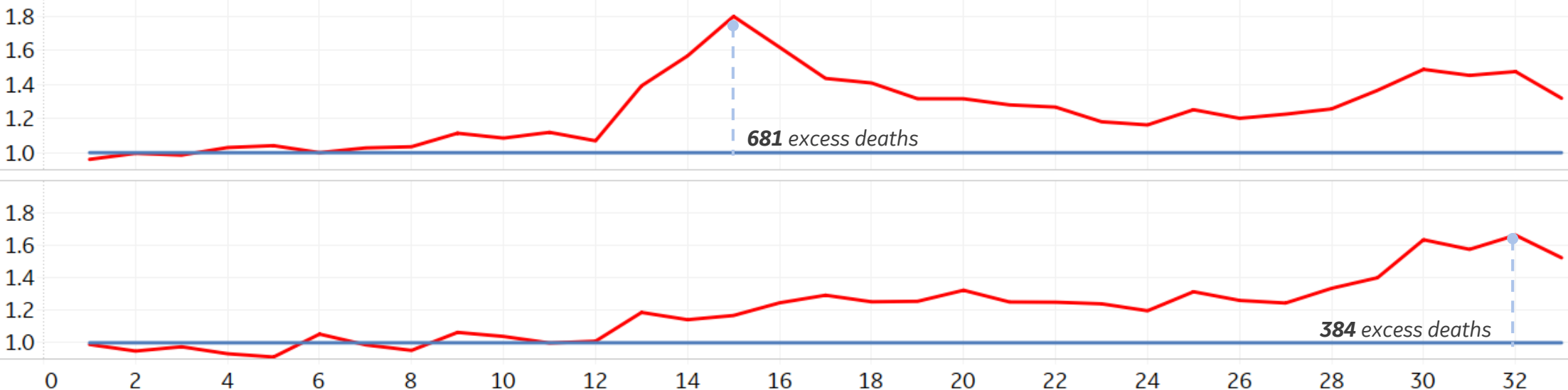
Illinois

Peak: 1.5x
@ Week 19



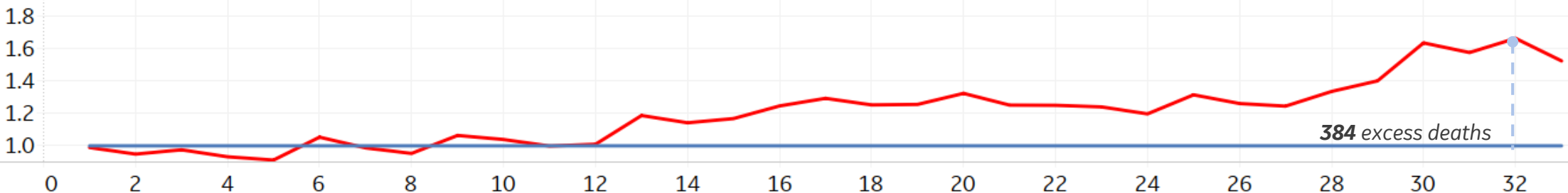
Louisiana

Peak: 1.8x
@ Week 15



Mississippi

Peak: 1.7x
@ Week 32





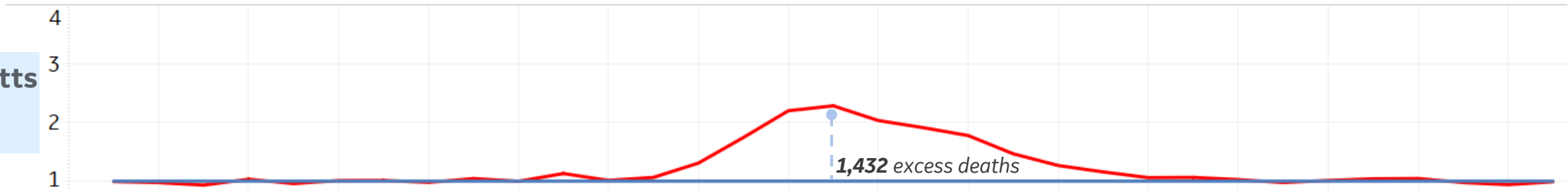
Feature: US Excess Deaths, Select States

2020 Deaths above 2015-2019 Average

**note different scale from other pages*

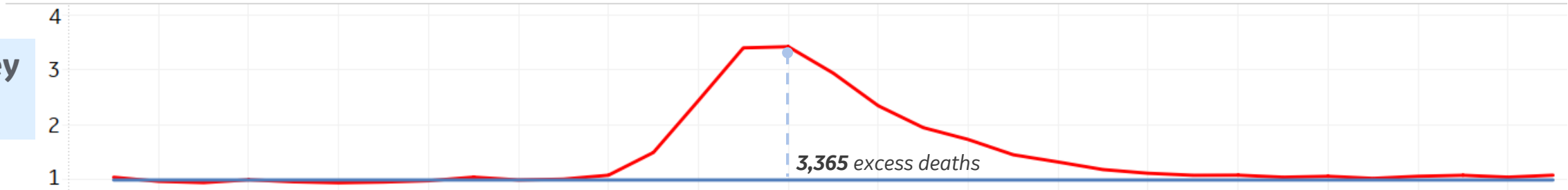
Massachusetts

Peak: 2.3x
@ Week 17



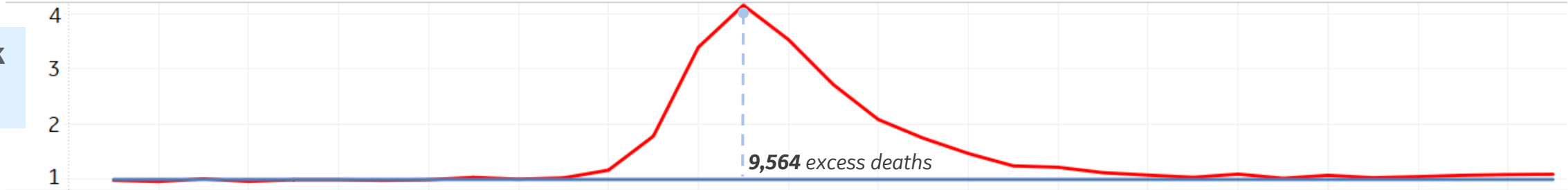
New Jersey

Peak: 3.4x
@ Week 16



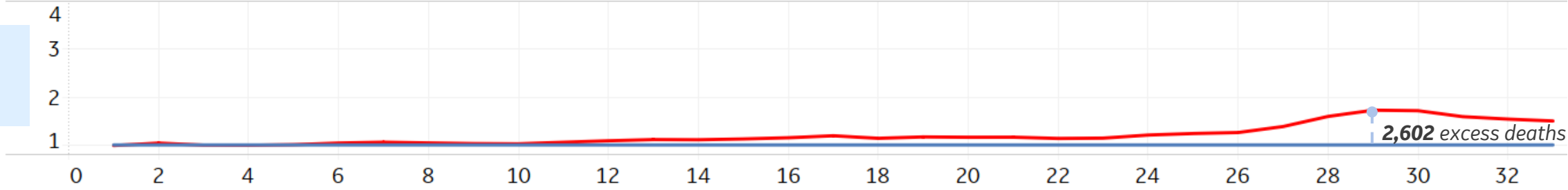
New York

Peak: 4.2x
@ Week 15



Texas

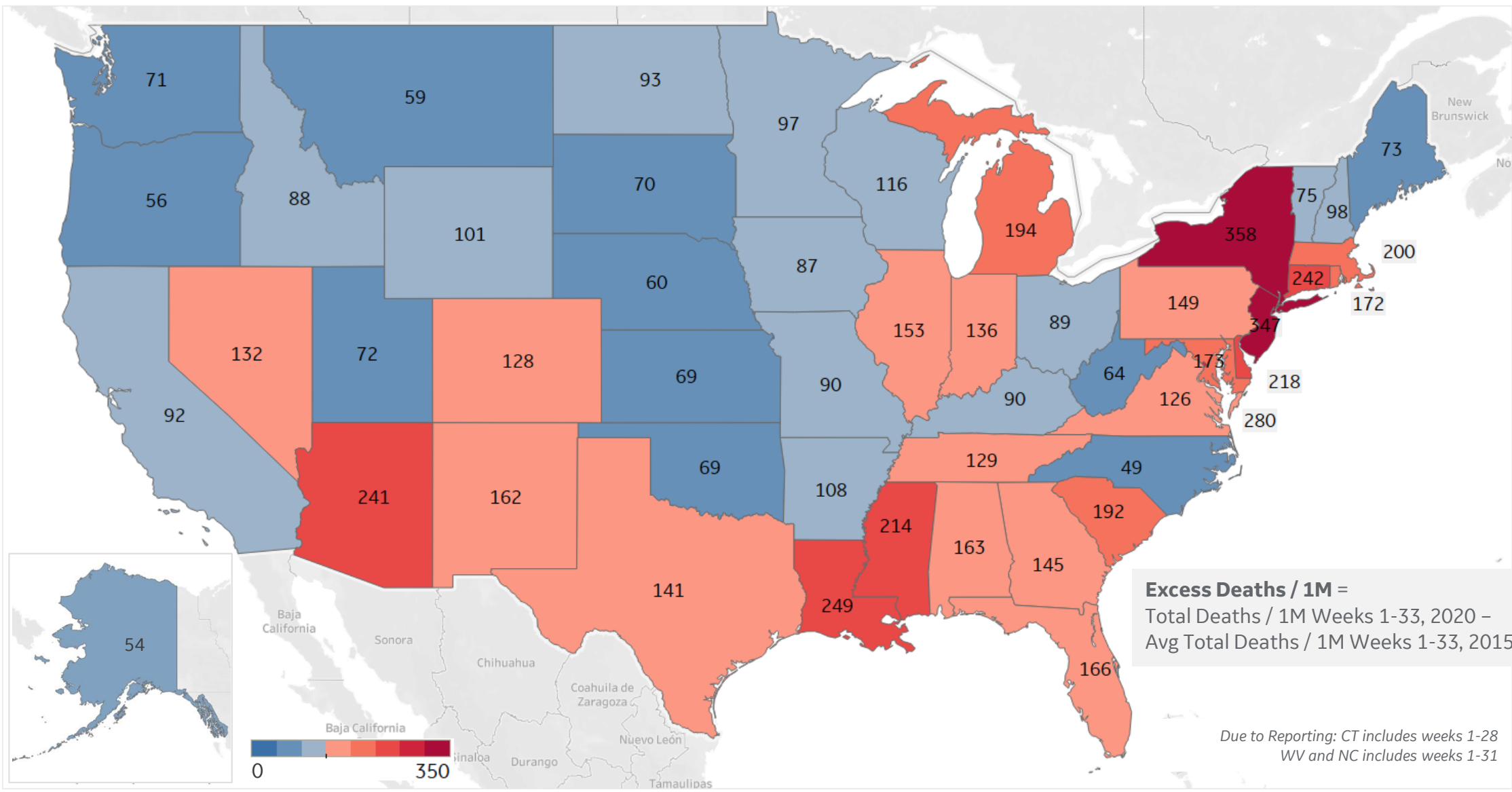
Peak: 1.7x
@ Week 29





Feature: Total Excess Deaths by State

Excess Deaths / 1M, Weeks 1-33 compared to 2015-2019 Average





Per 1M in Region

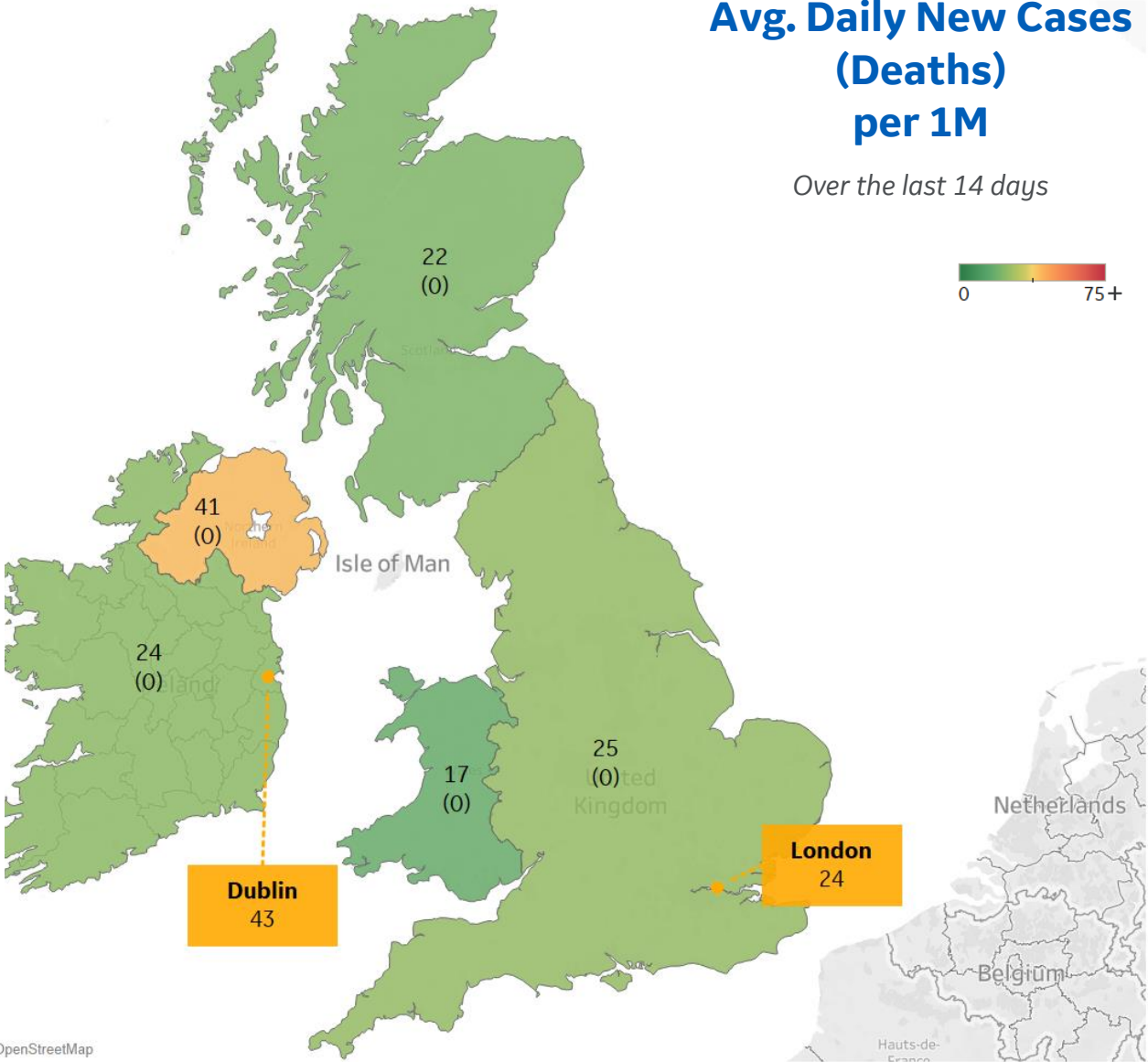
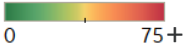
	Today	Change
Active Cases	4,307	+1%
Confirmed	42 new	+0.8%
Deaths	0.04 new	+0.01%
Recovered	0 new	+0%

Most Daily New Cases / 1M

Northern Ireland	41
England	25
Ireland	24
Scotland	22
Wales	17

Avg. Daily New Cases (Deaths) per 1M

Over the last 14 days





Mexico

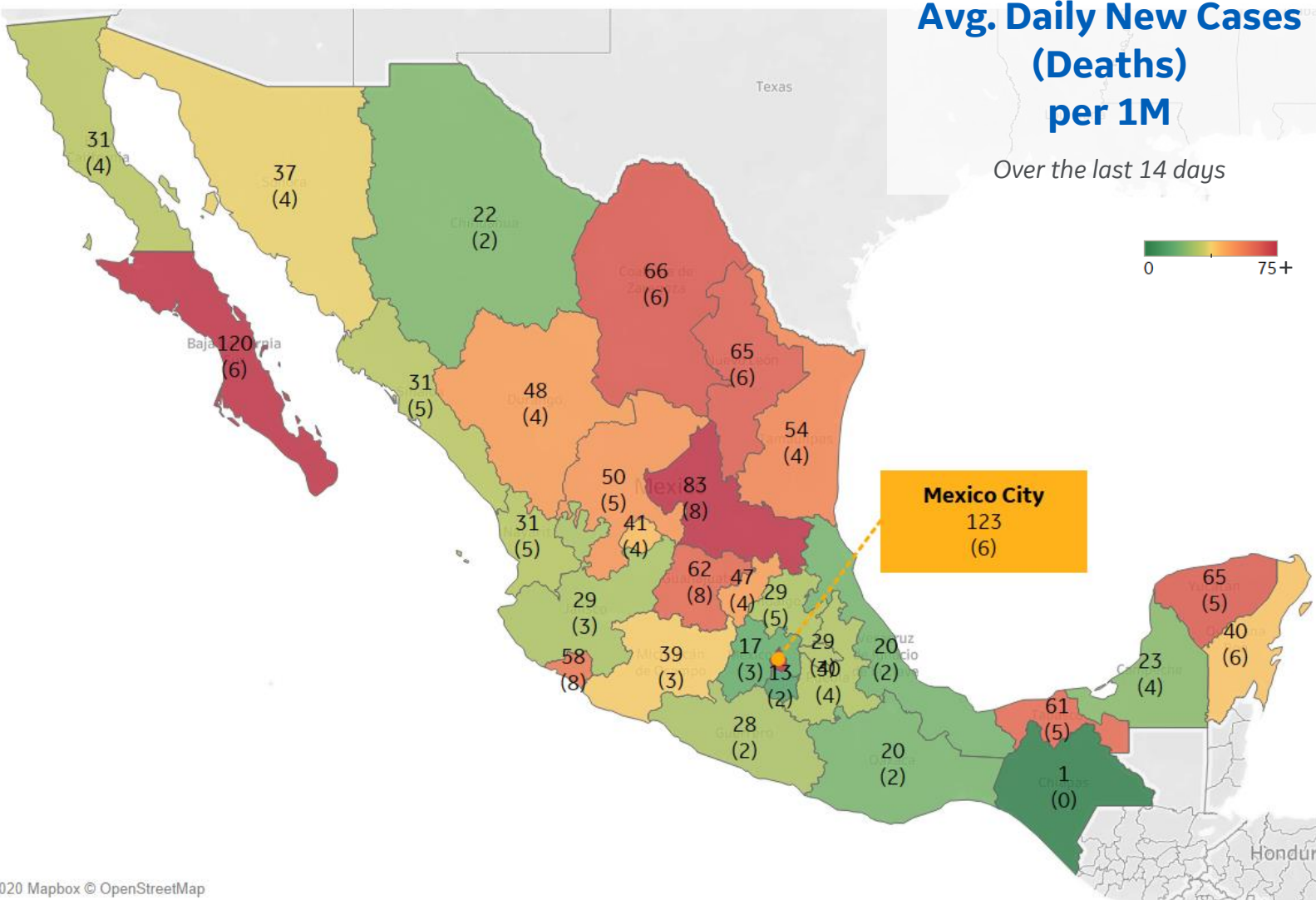


Per 1M in Region

	Today	Change
Active Cases	298	-8%
Confirmed	27 new	+1%
Deaths	2 new	+0.3%
Recovered	52 new	+1%

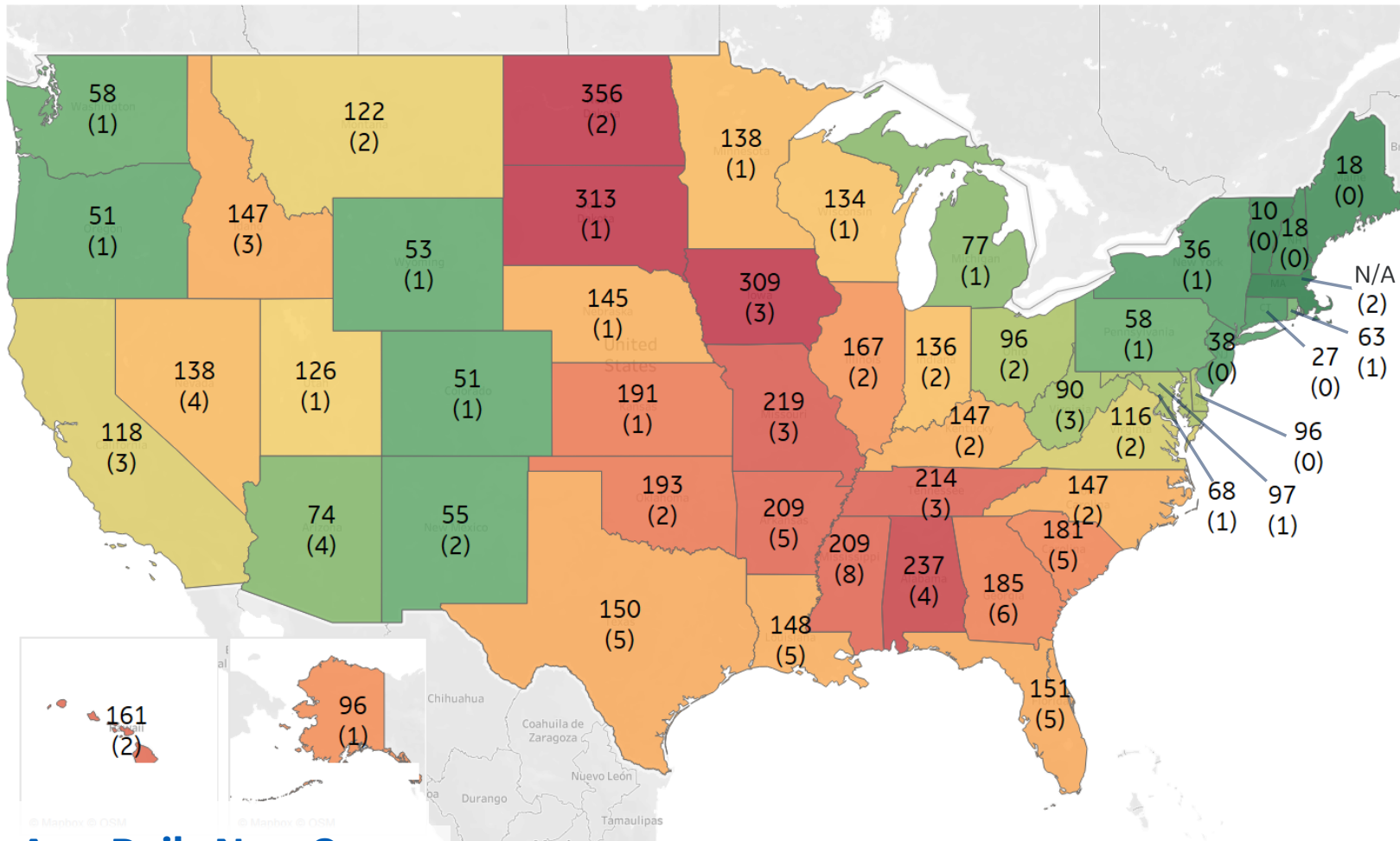
Most Daily New Cases / 1M

Distrito Federal	123
Baja California Sur	120
San Luis Potosí	83
Coahuila	66
Yucatán	65
Nuevo León	65
Guanajuato	62
Tabasco	61
Colima	58
Tamaulipas	54





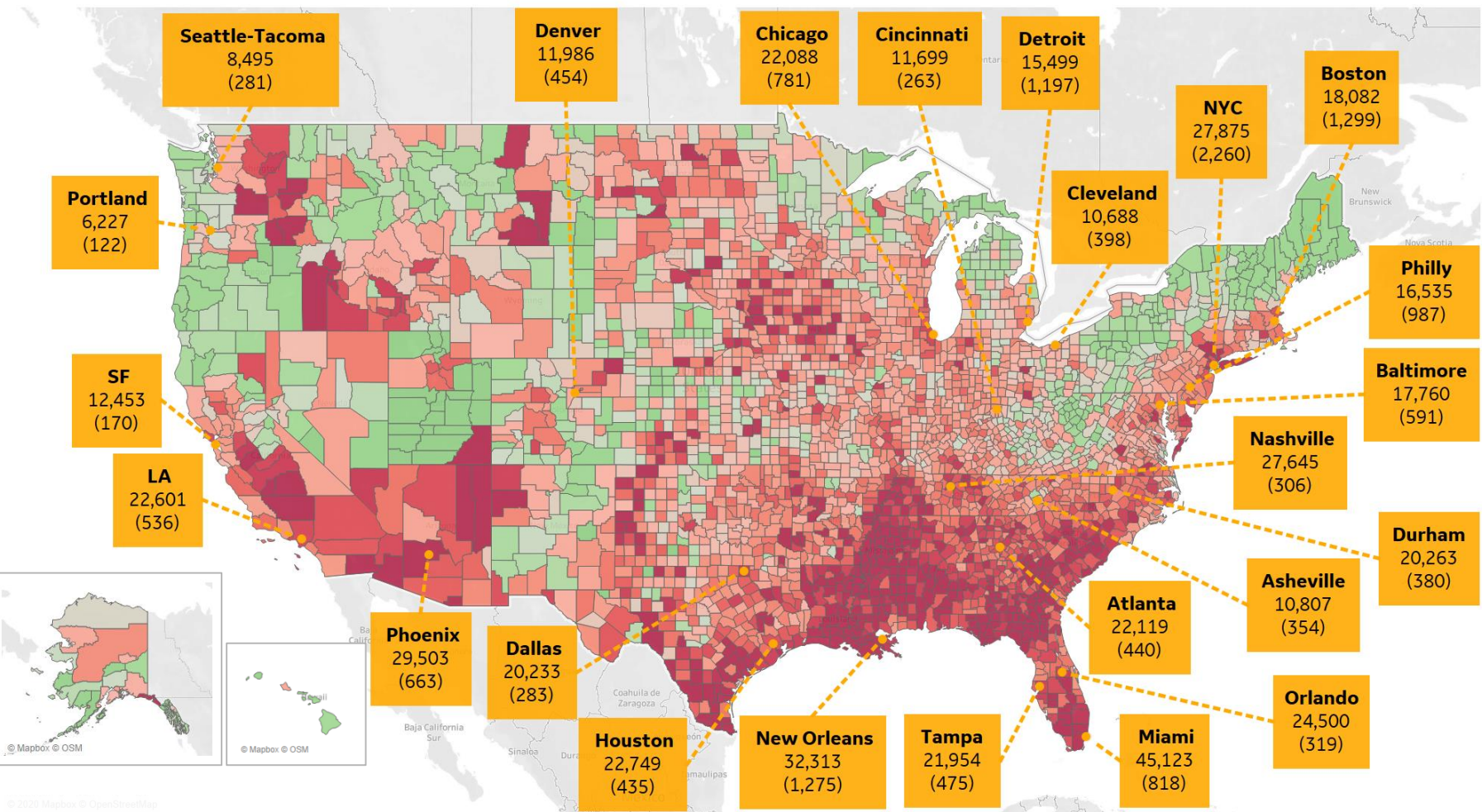
Over Last 14 Days...





US by County & Metro, Total to Date

Updated 8 Sept 2020, 3:30 GMT 20



Top 10 Northeast Counties

Total Confirmed Cases / 1M

Rockland County, NY	44,256
Westchester County, NY	38,529
Passaic County, NJ	36,905
Nassau County, NY	33,332
Union County, NJ	30,949
Suffolk County, NY	30,681
Hudson County, NJ	30,170
Orange County, NY	29,940
Suffolk County, MA	28,307
Providence County, RI	26,774

Top 10 Other US Counties

Total Confirmed Cases / 1M

Miami-Dade County, FL	59,492
Nueces County, TX	53,294
Cameron County, TX	50,957
Yakima County, WA	44,130
Webb County, TX	43,849
Jefferson Parish, LA	38,849
Broward County, FL	37,601
Escambia County, FL	36,266
Charleston County, SC	35,209
Davidson County, TN	35,111

Note: Includes counties ≥ 250K population

* New York City counties aggregated into one reporting area

Confirmed Cases
(Deaths)
per 1M

0 30,000 +
Scale different
from other pages



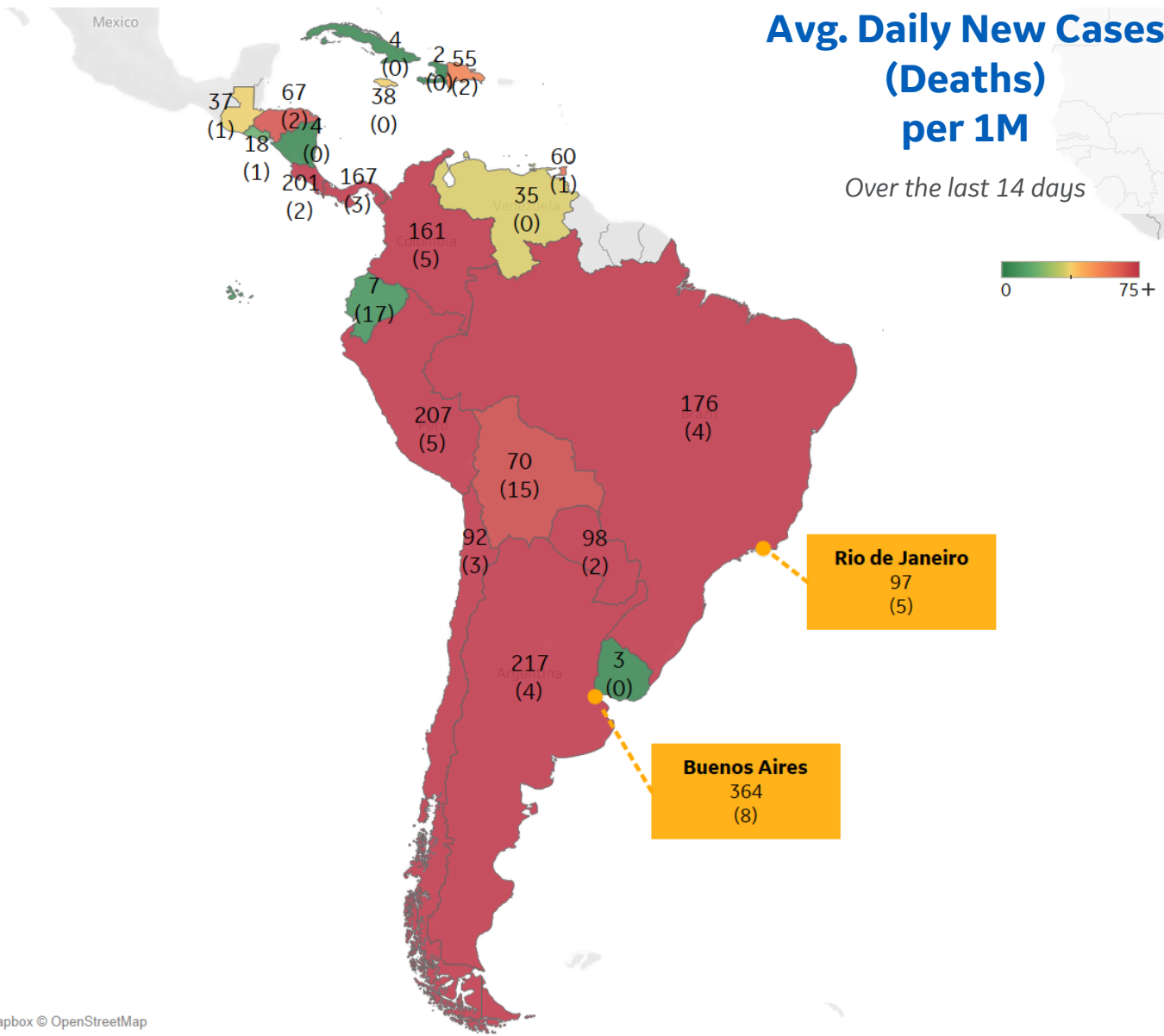
Per 1M in Region

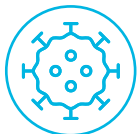
	Today	Change
Active Cases	2,120	-3%
Confirmed	50 new	+0.4%
Deaths	12 new	+3%
Recovered	94 new	+1%

Most Daily New Cases / 1M

Argentina	217
Peru	207
Costa Rica	201
Brazil	176
Panama	167
Colombia	161
Paraguay	98
Chile	92
Bolivia	70
Honduras	67

* Excludes regions with population < 1M

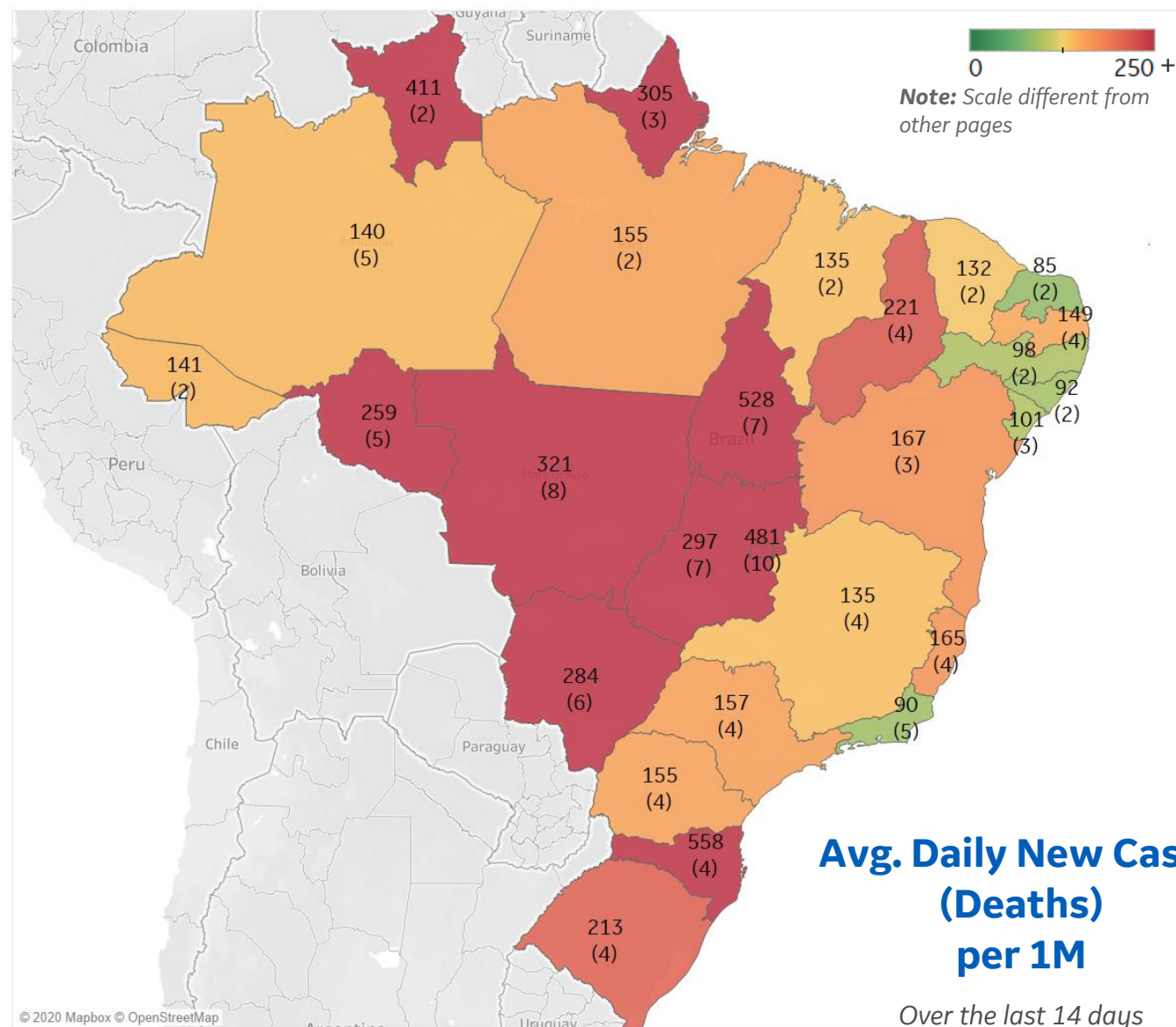




	Today	Change
Active Cases	2,219	-3%
Confirmed	48 new	+0.2%
Deaths	1 new	+0.2%
Recovered	127 new	+1%

Santa Catarina	558
Tocantins	528
Distrito Federal	481
MatoGrosso	321
Goiás	297
MatoGrosso d..	284
Rondônia	259
Piauí	221
Rio Grande do ..	213
Bahia	167

* Excludes regions with population < 1M





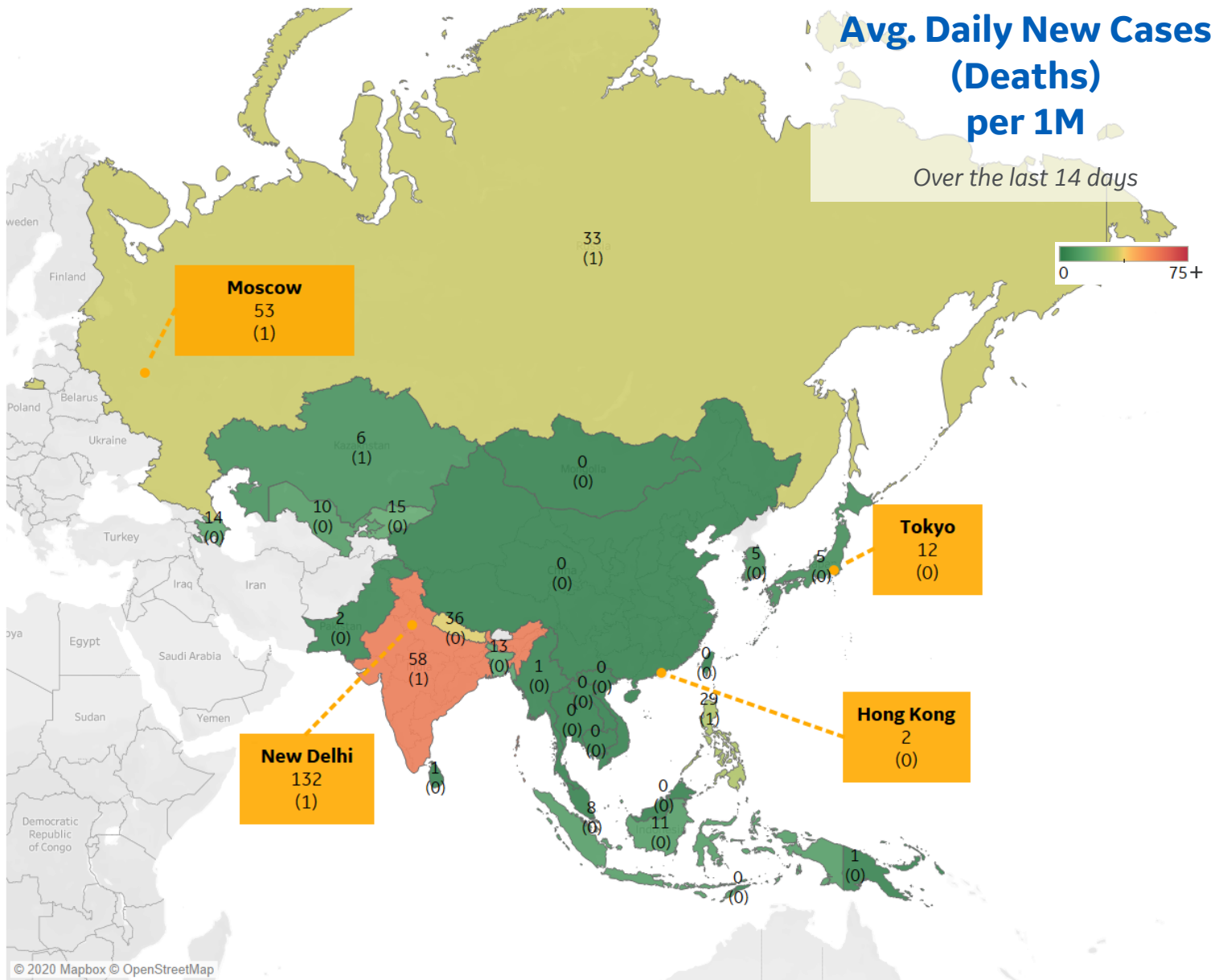
Per 1M in Region

	Today	Change
Active Cases	299	+0.3%
Confirmed	21 new	+1%
Deaths	0.3 new	+1%
Recovered	19 new	+2%

Most Daily New Cases / 1M

India	58
Nepal	36
Russia	33
Philippines	29
Kyrgyzstan	15
Azerbaijan	14
Bangladesh	13
Indonesia	11
Uzbekistan	10
Singapore	8

* Excludes regions with population < 1M





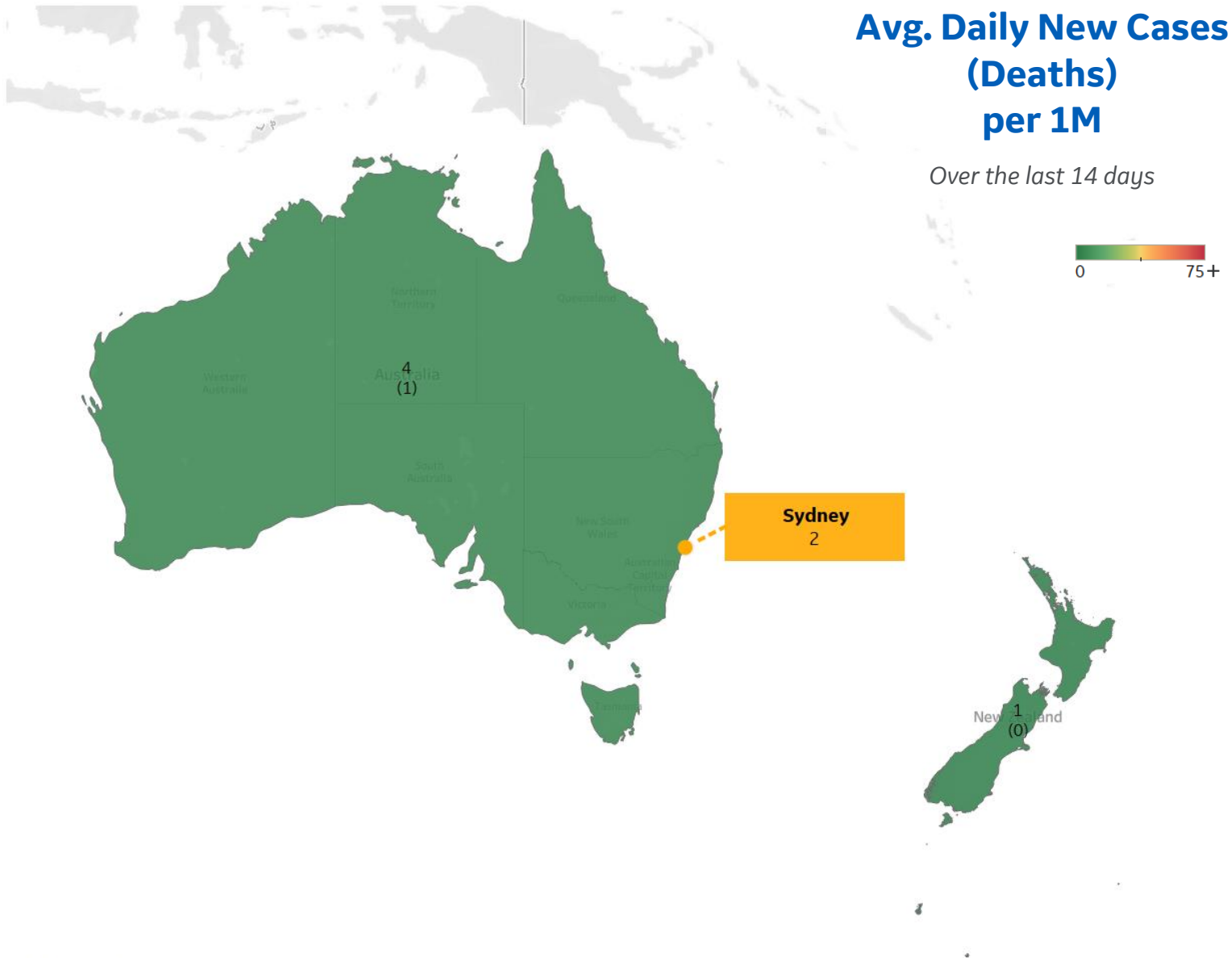
Per 1M in Region

	Today	Change
Active Cases	100	-3%
Confirmed	2 new	+0.2%
Deaths	0.3 new	+1%
Recovered	4 new	+1%

Most Daily New Cases / 1M

Australia	4
New Zealand	1

* Excludes regions with population < 1M





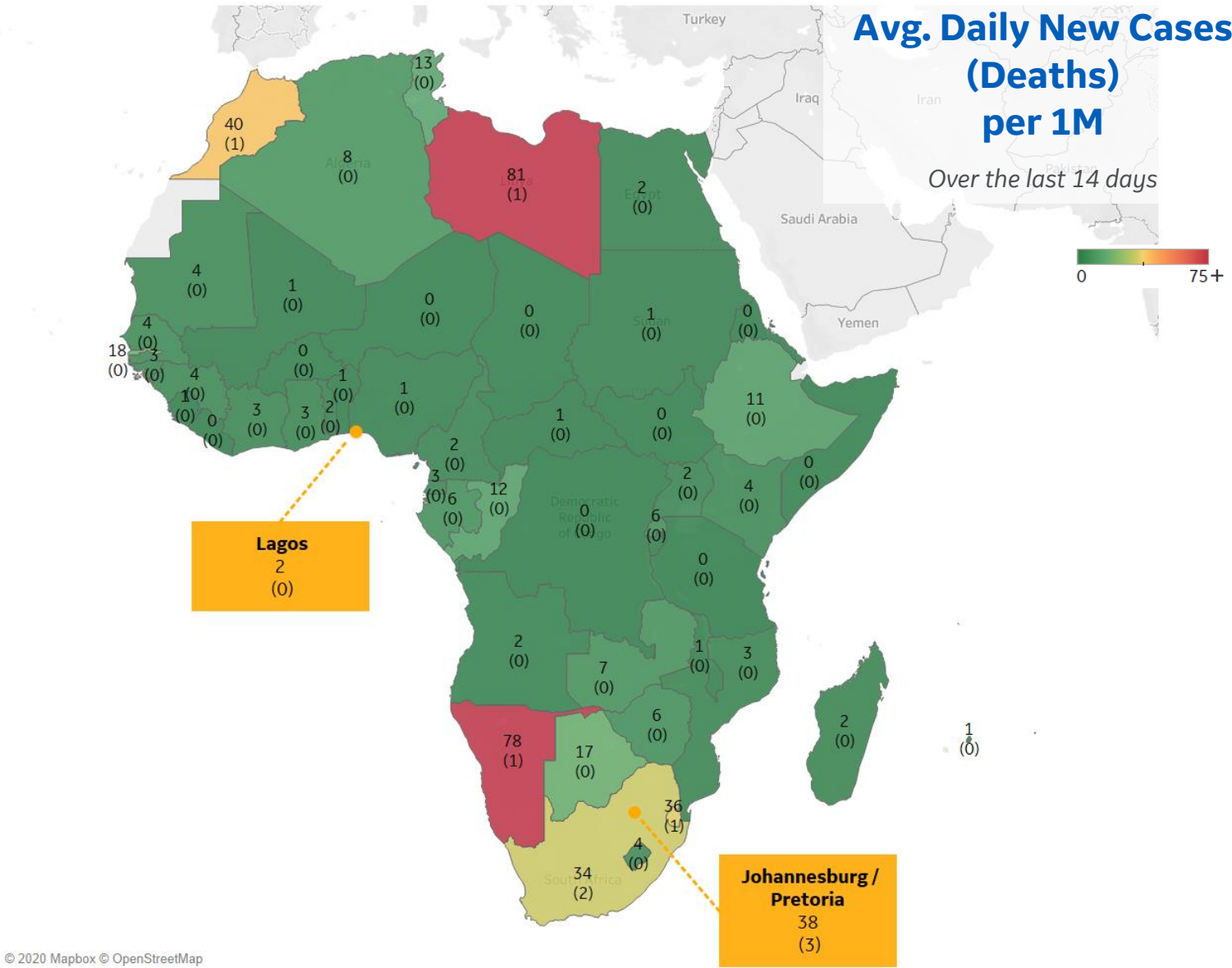
Per 1M in Region

	Today	Change
Active Cases	172	-1%
Confirmed	5 new	+1%
Deaths	0.2 new	+1%
Recovered	7 new	+1%

Most Daily New Cases / 1M

Libya	81
Namibia	78
Morocco	40
Eswatini	36
South Africa	34
Gambia	18
Botswana	17
Tunisia	13
Congo (Brazzavil..	12
Ethiopia	11

* Excludes regions with population < 1M





Sources



*** Per 1M = Per 1 Million Population unless otherwise noted*

Johns Hopkins Coronavirus Resource Center:

<https://coronavirus.jhu.edu/map.html>

Worldometer Coronavirus Reporting:

<https://www.worldometers.info/coronavirus/>

Public Health England:

<https://www.gov.uk/government/publications/covid-19-track-coronavirus-cases>

US Department of Homeland Security, Homeland Infrastructure Foundation-Level Data:

<https://hifld-geoplatform.opendata.arcgis.com/datasets/hospitals>

City of New York, NYC Health:

<https://www1.nyc.gov/site/doh/covid/covid-19-data.page>

Chicago Coronavirus Latest Data:

<https://www.chicago.gov/city/en/sites/covid-19/home/latest-data.html>

National Health Commission of the PRC:

<http://www.nhc.gov.cn/xcs/yqtb/202003/bf66696029ba420098164607240074f8.shtml>

Korean Centers for Disease Control and Prevention:

http://www.cdc.go.kr/cdc_eng/

CDC, Severe Outcomes Among Patients with Coronavirus Disease 2019 (COVID-19):

<https://www.cdc.gov/mmwr/volumes/69/wr/mm6912e2.htm>

Italian Department of Civil Protection, COVID Monitoring:

<http://opendatadpc.maps.arcgis.com/apps/opsdashboard/index.html#/b0c68bce2cce478eac82fe38d4138b1>

The COVID Tracking Project:

<https://covidtracking.com/data/>

UK Office for National Statistics

<https://www.ons.gov.uk/peoplepopulationandcommunity/birthsdeathsandmarriages/deaths/bulletins/deathsregisterweeklyinenglandandwalesprovisional/weekending24april2020>

COVID-19 Information for Switzerland:

<https://www.corona-data.ch/>

Provincial Health Services Authority of Canada. BC Center for Disease Control:

<http://www.bccdc.ca/about/news-stories/stories/2020/information-on-novel-coronavirus>

Secretary of Health, Mexico:

<https://www.gob.mx/salud/en>

OECD Economic Outlooks, Statistics:

https://www.oecd-ilibrary.org/economics/data/oecd-economic-outlook-statistics-and-projections_eo-data-en

Public Health Authority of Sweden:

<https://www.folkhalsomyndigheten.se/smittskydd-beredskap/utbrott/aktuella-utbrott/covid-19/bekraftade-fall-i-sverige>

National Public Health Agency of France:

<https://www.santepubliquefrance.fr/regions/ile-de-france/documents/bulletin-regional/2020/covid-19-point-epidemiologique-en-ile-de-france-du-23-avril-2020>

Florida Department of Health, COVID-19 Response:

<https://floridahealthcovid19.gov>

CDC:

<https://www.cdc.gov/covid-data-tracker/index.html#demographics>

CDC Provisional COVID19 Deaths Counts

<https://data.cdc.gov/NCHS/Provisional-COVID-19-Death-Counts-by-Sex-Age-and-S/9bhg-hcku>

Johns Hopkins Coronavirus Resource Center:

<https://coronavirus.jhu.edu/map.html>

WHO Europe, Surveillance Report:

<http://www.euro.who.int/en/health-topics/health-emergencies/coronavirus-covid-19/weekly-surveillance-report>

WHO Europe, Principles for Transition:

<http://www.euro.who.int/en/media-centre/sections/statements/2020/statement-transition-to-a-new-normal-during-the-covid-19-pandemic-must-be-guided-by-public-health-principles>