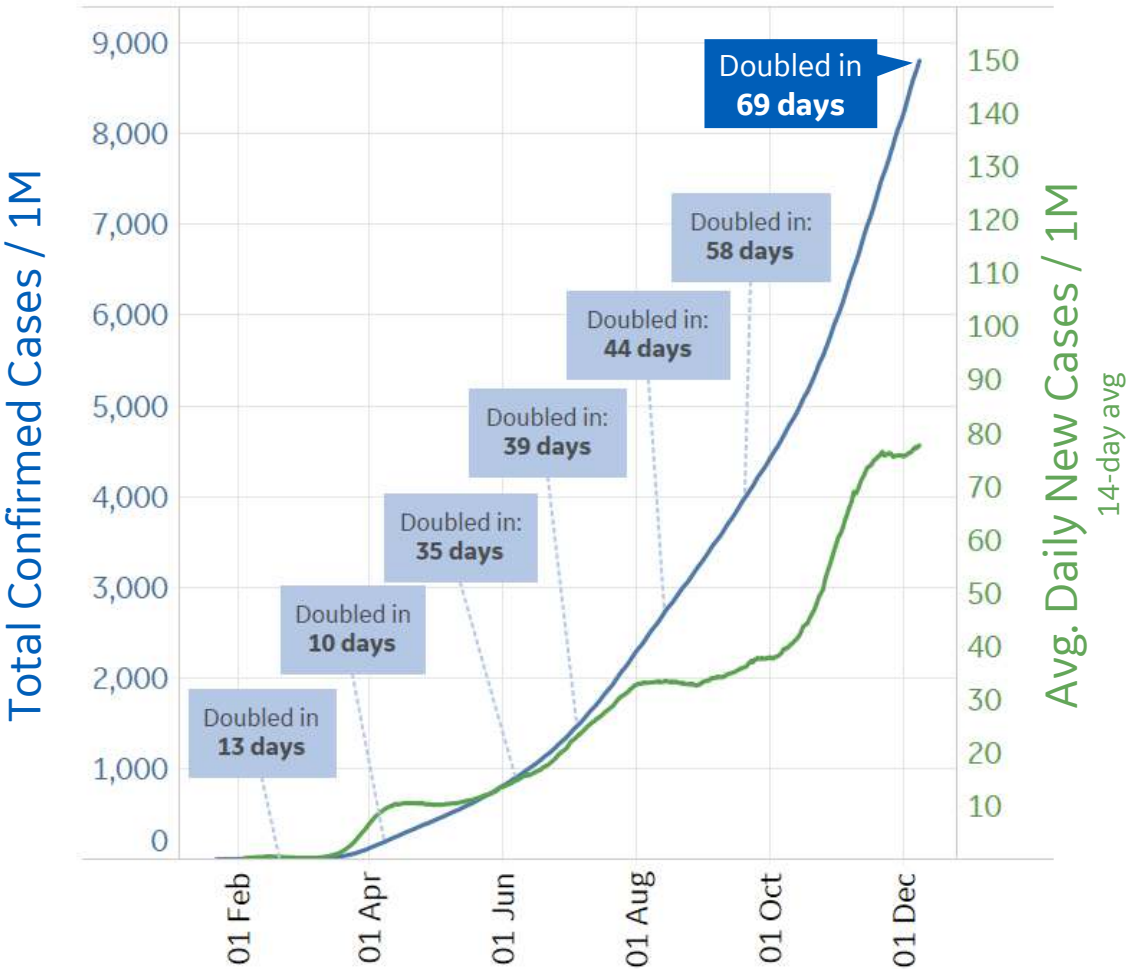




Global Confirmed & Active Cases

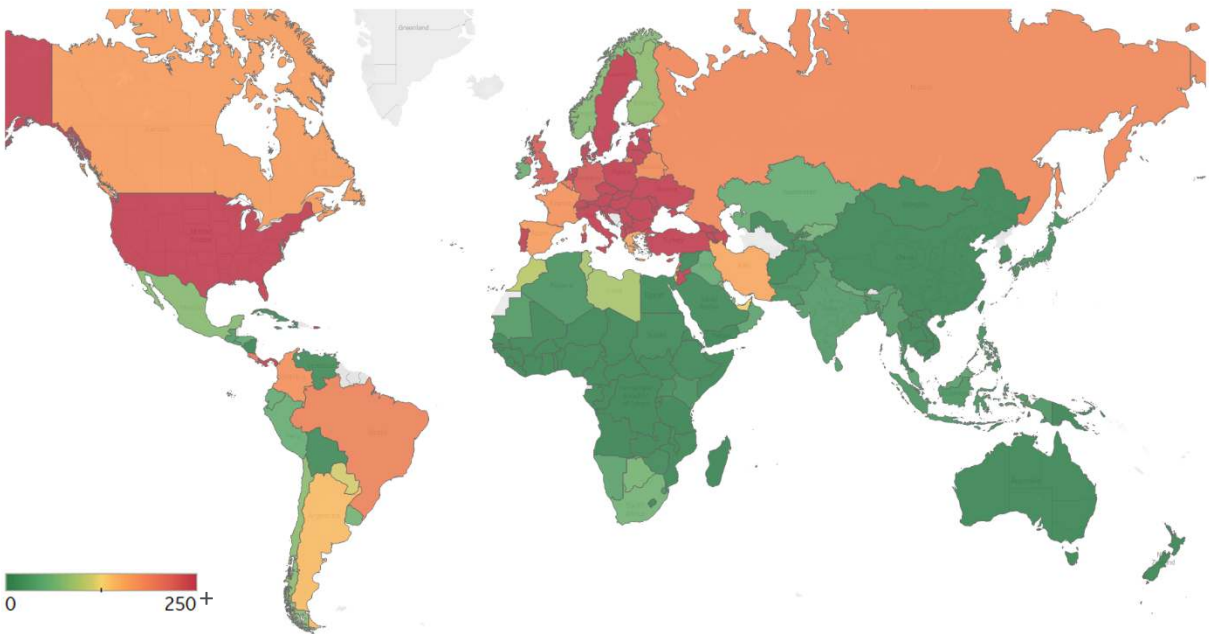
Updated 9 Dec 2020, 3:30 GMT 1

Trend since 22 Jan



Avg. Daily New Cases / 1M

Over the last 14 days



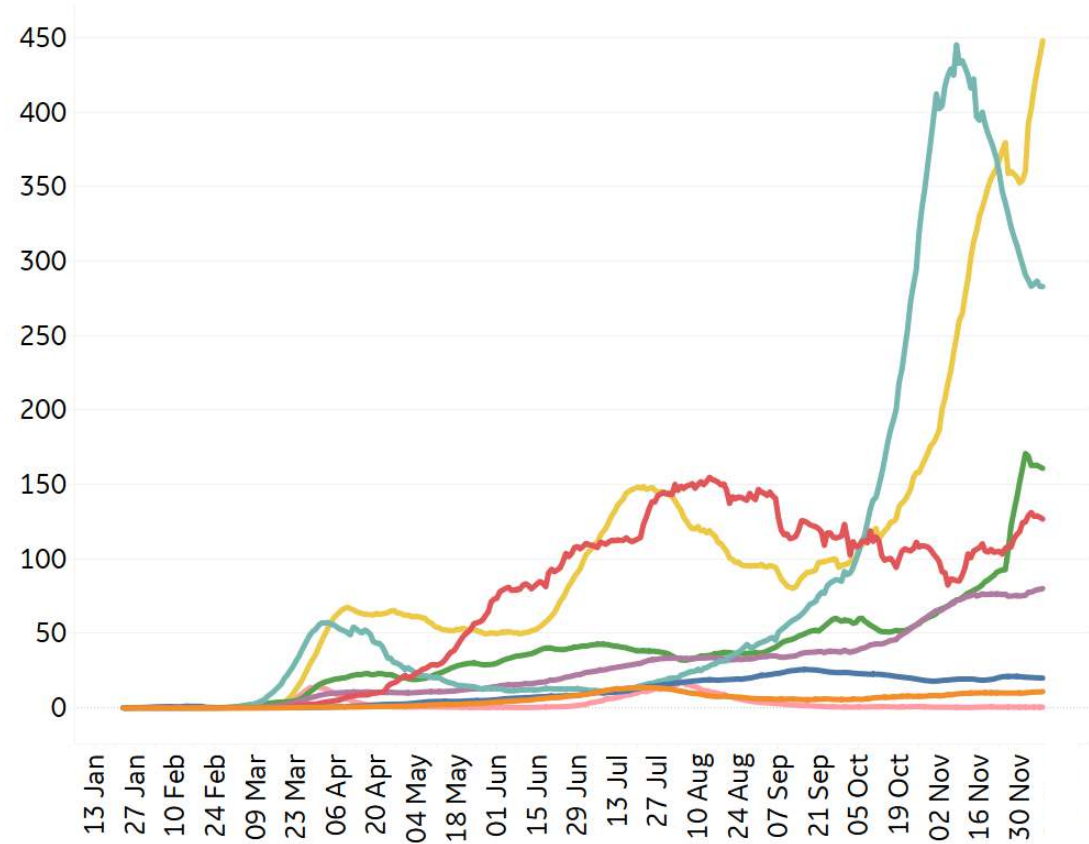
Per 1M:	New Today	Change from 30 days ago
Active	23	+41%
Confirmed	82	+35%
Deaths	2	+24%
Recovered	57	+33%
	To Date	Last 30 Days
Worldwide Survival Rate	97.7%	98.3%

Worldwide Survival Rate = (Confirmed - Deaths) / (Confirmed) in a given time period

Key **World** **North America** **Europe** **Middle East** **Cent & South America** **Asia** **Africa** **Oceania**

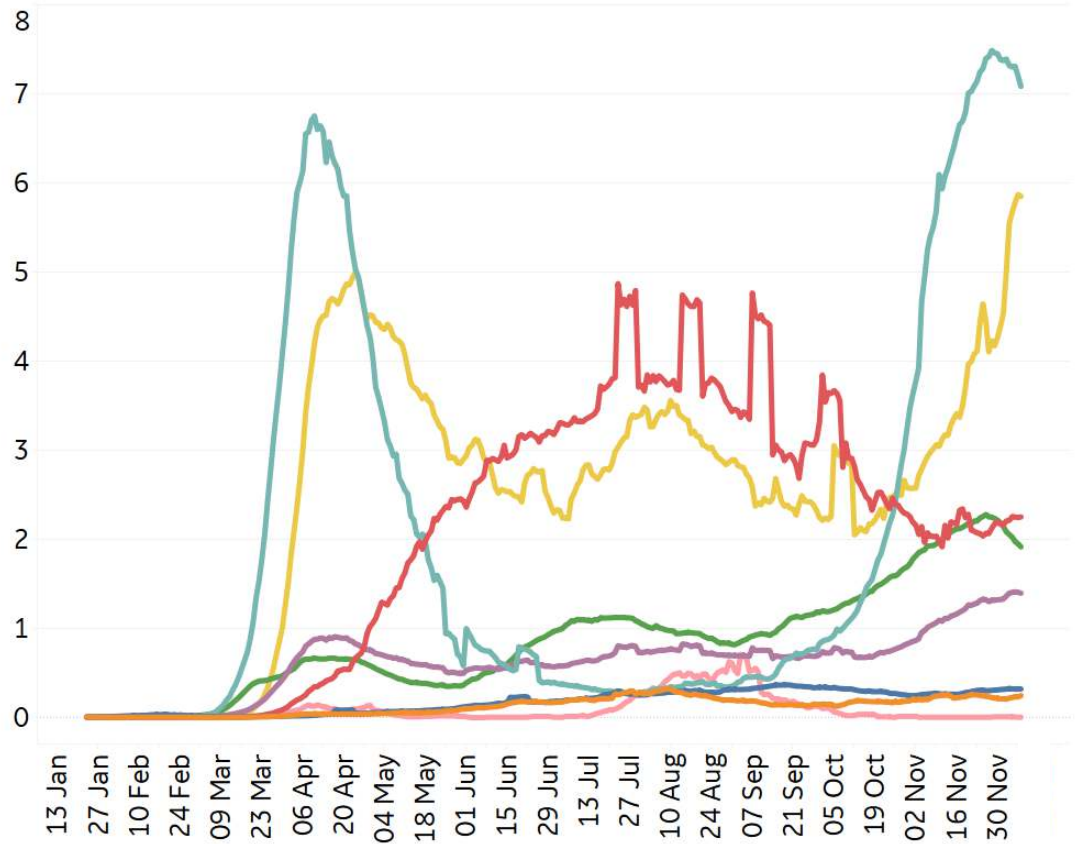
New Confirmed Cases / 1M

7-day rolling average



New Deaths / 1M

7-day rolling average





Top 50 Countries: Per 1M



1 - 25

	Average over last 7 days		Total Since 22 Jan			Change from 14d Ago in 14 day avg of daily new	
	New Confirmed	New Deaths	Total Confirmed	Total Recovered	Total Deaths	Confirmed	Deaths
Belgium	189	9	51,302	N/A**	1,511	-40%	-34%
Peru	45	1	29,538	27,581	1,100	-14%	-9%
Italy	323	12	29,066	15,855	1,013	-34%	11%
Spain	140	3	36,410	3,216	998	-50%	-31%
North Macedo..	446	13	33,336	21,898	949	-11%	11%
Bos. and Herz.	302	15	29,267	18,352	939	-15%	-10%
UK	227	6	25,851	N/A**	915	-30%	2%
Slovenia	742	26	42,299	31,381	896	2%	28%
Argentina	118	3	32,523	28,887	885	-26%	-21%
France	175	6	36,205	2,720	865	-52%	-24%
US	623	7	45,816	17,483	865	11%	36%
Czechia	301	8	51,459	45,269	844	-33%	-29%
Brazil	194	3	31,403	28,065	838	33%	10%
Chile	80	2	29,479	28,129	820	7%	6%
Armenia	336	9	48,234	40,208	800	-18%	-6%
Panama	459	5	41,987	36,125	751	55%	51%
Colombia	168	3	27,212	25,123	750	14%	-3%
Bulgaria	399	20	24,202	9,934	742	-16%	40%
Sweden	523	6	29,481	N/A**	713	14%	58%
EU	271	7	28,283	11,248	663	-27%	4%
Romania	334	8	27,273	21,666	658	-19%	5%
Switzerland	457	11	41,431	32,341	646	-22%	-1%
Hungary	522	17	26,538	7,793	634	18%	50%
Kosovo	291	9	23,780	16,343	616	-18%	19%
Moldova	366	5	29,550	25,425	610	22%	5%

26 - 50

	Average over last 7 days		Total Since 22 Jan			Change from 14d Ago in 14 day avg of daily new	
	New Confirmed	New Deaths	Total Confirmed	Total Recovered	Total Deaths	Confirmed	Deaths
Netherlands	366	3	33,849	433	575	4%	-17%
Croatia	818	15	37,720	31,878	560	24%	47%
Poland	288	11	28,435	19,522	544	-47%	6%
Portugal	385	8	32,165	24,756	502	-27%	3%
Austria	358	11	34,206	29,125	444	-41%	32%
Georgia	1,085	10	42,527	35,444	395	20%	-1%
Costa Rica	204	3	28,941	20,747	362	-3%	15%
Israel	163	1	40,238	38,248	339	66%	-17%
Ukraine	294	5	19,551	10,386	330	10%	7%
Albania	269	6	15,441	7,828	325	13%	29%
Jordan	329	5	24,221	19,313	310	-25%	-21%
Russia	187	4	17,081	13,457	299	17%	21%
Oman	40	1	24,542	22,857	285	-26%	-16%
Lithuania	782	8	28,442	11,901	247	24%	40%
Serbia	827	7	26,785	N/A**	236	53%	119%
Kuwait	64	1	33,930	32,932	211	-45%	-39%
Bahrain	97	0	51,890	50,746	202	3%	-67%
Slovakia	315	5	21,839	16,014	192	7%	6%
West Bank an..	410	4	22,129	16,471	190	67%	72%
Lebanon	203	2	20,385	13,640	166	-6%	9%
Denmark	317	1	16,459	12,702	156	36%	121%
Belarus	187	1	15,938	13,496	129	27%	15%
Qatar	60	0	48,664	47,798	83	-14%	0%
UAE	125	0	18,082	16,207	60	3%	-10%
Total World	80	1	8,807	5,674	201	2%	9%

*Change from 14d ago:
Compares 14d-avgs. of Daily New Cases/Deaths
today with 14d-avgs. from 14d ago

In the past 7 days, confirmed cases in **Georgia** increased 22% (+7,595 cases per 1M)

Sorted by Total Deaths / 1M
Top 50 countries selected by Cases / 1M
Excluded countries with population < 1M

N/A** due to inconsistent reporting of Recovered Cases



Top 50 Countries: Raw Volume



1 - 25	Average over last 7 days		Total Since 22 Jan			Change from 14d Ago in 14 day avg of daily new	
	New Confirmed	New Deaths	Total Confirmed	Total Recovered	Total Deaths	Confirmed	Deaths
EU	120,735	3,333	12,592,813	5,008,361	295,098	-27%	4%
US	206,191	2,230	15,165,159	5,786,915	286,249	11%	36%
Brazil	41,173	620	6,674,999	5,965,492	178,159	33%	10%
India	33,777	463	9,735,850	9,215,581	141,360	-12%	-7%
Mexico	10,128	587	1,193,255	881,050	110,874	63%	18%
UK	15,383	426	1,754,911	N/A**	62,130	-30%	2%
Italy	19,499	697	1,757,394	958,629	61,240	-34%	11%
France	11,432	408	2,363,196	177,558	56,453	-52%	-24%
Iran	12,349	327	1,062,397	754,224	50,917	3%	-21%
Spain	6,555	162	1,702,328	150,376	46,646	-50%	-31%
Russia	27,236	518	2,492,713	1,963,864	43,674	17%	21%
Argentina	5,336	154	1,469,919	1,305,587	40,009	-26%	-21%
Colombia	8,545	175	1,384,610	1,278,326	38,158	14%	-3%
Peru	1,472	44	973,912	909,389	36,274	-14%	-9%
South Africa	4,227	113	821,889	753,072	22,432	55%	19%
Poland	10,894	428	1,076,180	738,845	20,592	-47%	6%
Germany	19,227	404	1,229,269	909,058	20,002	8%	69%
Indonesia	6,124	131	586,842	483,497	18,000	30%	40%
Belgium	2,194	103	594,572	N/A**	17,507	-40%	-34%
Chile	1,524	36	563,534	537,727	15,680	7%	6%
Turkey	32,096	197	893,630	441,515	15,314	603%	64%
Ukraine	12,848	207	855,054	454,226	14,413	10%	7%
Ecuador	726	42	198,752	174,188	13,794	15%	28%
Canada	6,527	94	432,743	349,629	12,887	25%	23%
Romania	6,434	161	524,675	416,797	12,660	-19%	5%

26 - 50	Average over last 7 days		Total Since 22 Jan			Change from 14d Ago in 14 day avg of daily new	
	New Confirmed	New Deaths	Total Confirmed	Total Recovered	Total Deaths	Confirmed	Deaths
Iraq	1,910	24	568,138	498,064	12,477	-18%	-26%
Netherlands	6,267	48	579,997	7,413	9,857	4%	-17%
Czechia	3,228	90	551,070	484,781	9,036	-33%	-29%
Philippines	1,409	36	442,785	408,790	8,670	-4%	-7%
Pakistan	3,262	54	426,142	372,271	8,547	25%	-5%
Sweden	5,282	57	297,732	N/A**	7,200	14%	58%
Bangladesh	2,103	33	481,945	401,194	6,906	6%	35%
Morocco	3,463	65	384,088	337,719	6,370	-21%	-14%
Hungary	5,042	163	256,367	75,281	6,120	18%	50%
Saudi Arabia	213	12	359,115	349,414	5,989	-21%	-24%
Switzerland	3,956	93	358,568	279,900	5,593	-22%	-1%
Bulgaria	2,770	138	168,165	69,028	5,156	-16%	40%
Portugal	3,931	78	327,976	252,428	5,122	-27%	3%
Austria	3,226	97	308,070	262,314	4,002	-41%	32%
Panama	1,979	20	181,166	155,870	3,241	55%	51%
Jordan	3,359	51	247,131	197,058	3,162	-25%	-21%
Israel	1,414	7	348,285	331,055	2,932	66%	-17%
Kazakhstan	879	16	181,721	153,432	2,544	5%	61%
Japan	2,231	32	166,592	138,838	2,334	22%	202%
Croatia	3,359	62	154,852	130,869	2,298	24%	47%
Serbia	7,227	59	234,027	N/A**	2,062	53%	119%
Nepal	1,418	15	243,377	229,054	1,637	-21%	30%
Georgia	4,329	39	169,649	141,392	1,576	20%	-1%
UAE	1,241	3	178,837	160,295	596	3%	-10%
Total World	620,235	10,790	68,225,587	43,956,174	1,556,834	2%	9%

*Change from 14d ago:
Compares 14d-avgs. of Daily New Cases/Deaths
today with 14d-avgs. from 14d ago

Today, confirmed cases in the **US** surpassed 15M

Sorted by Raw Total Deaths
Top 50 countries selected by Total Cases
Excluded countries with population < 1M

N/A** due to inconsistent reporting of Recovered Cases



United States: Per 1M



1 - 25

	Average over last 7 days		Total Since 22 Jan			Change from 14d Ago* in 14 day avg of daily new	
	New Confirmed	New Deaths	Total Confirmed	Total Recovered	Total Deaths	Confirmed	Deaths
New Jersey	565	6	42,451	5,238	1,962	18%	70%
New York	493	3	37,138	4,554	1,805	63%	79%
Massachusetts	710	6	38,222	24,637	1,607	44%	43%
Connecticut	782	8	38,779	2,749	1,470	27%	107%
Louisiana	517	6	54,759	43,644	1,431	2%	24%
Rhode Island	1,235	12	63,309	3,934	1,388	24%	65%
Mississippi	649	9	56,424	45,907	1,350	43%	16%
North Dakota	691	13	109,364	101,779	1,349	-50%	-35%
South Dakota	989	26	98,386	78,159	1,256	-31%	3%
Illinois	736	14	63,462	N/A	1,135	-20%	31%
Michigan	681	12	44,366	19,801	1,064	-7%	53%
DC	385	3	33,424	23,924	993	42%	75%
Arizona	805	6	51,954	7,918	958	63%	42%
Indiana	1,025	12	58,326	35,092	952	-1%	38%
Georgia	483	5	48,248	N/A	930	34%	33%
Arkansas	711	11	57,766	50,728	912	8%	18%
Florida	436	5	49,995	N/A	902	19%	34%
Pennsylvania	779	11	34,550	19,440	900	40%	89%
S. Carolina	501	5	46,022	23,571	891	29%	8%
Iowa	674	12	78,589	53,265	863	-44%	22%
New Mexico	717	11	52,435	18,185	837	-17%	15%
Delaware	751	4	42,581	19,359	825	59%	31%
Maryland	445	6	36,383	1,456	813	20%	75%
Texas	472	6	46,443	36,226	806	4%	11%
Alabama	692	9	56,426	34,342	804	31%	34%

26 - 51

	Average over last 7 days		Total Since 22 Jan			Change from 14d Ago* in 14 day avg of daily new	
	New Confirmed	New Deaths	Total Confirmed	Total Recovered	Total Deaths	Confirmed	Deaths
Nevada	855	9	56,258	N/A	766	28%	66%
Tennessee	723	10	60,732	54,350	748	23%	5%
Minnesota	934	10	63,693	55,847	725	-18%	20%
Missouri	614	9	54,674	N/A	722	-20%	43%
Montana	821	9	64,883	47,844	714	-28%	-21%
Wisconsin	776	11	76,945	61,272	696	-34%	-11%
Nebraska	916	14	73,715	37,522	657	-5%	65%
Kansas	837	15	60,863	1,261	637	-19%	45%
Ohio	977	7	43,632	29,173	608	25%	81%
Idaho	847	9	63,739	24,580	601	-1%	25%
Colorado	776	7	46,640	2,495	586	-9%	18%
N. Carolina	499	4	38,523	32,517	534	38%	28%
California	612	3	35,822	N/A	511	73%	69%
Wyoming	872	12	64,516	55,695	499	-31%	16%
Virginia	379	3	30,781	2,952	499	37%	11%
Oklahoma	766	6	55,771	47,769	486	-1%	21%
West Virginia	657	9	31,839	20,374	485	17%	38%
Kentucky	720	5	46,034	6,795	470	12%	34%
New Hampshire	510	4	19,580	14,885	416	48%	121%
Washington	377	3	24,600	N/A	390	17%	33%
Utah	969	4	68,613	49,320	303	-15%	21%
Oregon	353	5	20,647	1,392	256	28%	112%
Alaska	977	5	52,103	9,794	200	15%	25%
Hawaii	72	2	13,402	8,446	185	-1%	164%
Maine	220	3	10,451	7,623	178	19%	52%
Vermont	215	3	8,301	4,930	136	9%	320%

*Change from 14d ago:
Compares 14d-avgs. of Daily New Cases/Deaths
today with 14d-avgs. from 14d ago

In the past 14 days, **Rhode Island** saw a 30%
increase in cases (+14,758 cases per 1M)

Sorted by Total Deaths / 1M

N/As due to states revising and updating case counts



United States: Raw Volume



1 - 25

	Average over last 7 days		Total Since 22 Jan			Change from 14d Ago* in 14 day avg of daily new	
	New Confirmed	New Deaths	Total Confirmed	Total Recovered	Total Deaths	Confirmed	Deaths
New York	9,600	65	722,464	88,584	35,118	63%	79%
Texas	13,673	180	1,346,643	1,050,416	23,372	4%	11%
California	24,193	129	1,415,396	N/A	20,205	73%	69%
Florida	9,372	100	1,073,770	N/A	19,378	19%	34%
New Jersey	5,021	49	377,055	46,527	17,426	18%	70%
Illinois	9,333	179	804,174	N/A	14,384	-20%	31%
Pennsylvania	9,969	145	442,311	248,869	11,521	40%	89%
Massachusetts	4,892	43	263,447	169,809	11,076	44%	43%
Michigan	6,803	124	443,076	197,750	10,625	-7%	53%
Georgia	5,123	51	512,267	N/A	9,873	34%	33%
Ohio	11,418	79	510,018	341,008	7,103	25%	81%
Arizona	5,860	41	378,157	57,632	6,973	63%	42%
Louisiana	2,403	28	254,562	202,891	6,652	2%	24%
Indiana	6,899	78	392,663	236,245	6,410	-1%	38%
N. Carolina	5,234	46	404,032	341,041	5,605	38%	28%
Connecticut	2,786	29	138,258	9,800	5,242	27%	107%
Tennessee	4,938	67	414,749	371,163	5,109	23%	5%
Maryland	2,689	35	219,961	8,801	4,916	20%	75%
S. Carolina	2,577	26	236,954	121,359	4,585	29%	8%
Missouri	3,770	58	335,556	N/A	4,430	-20%	43%
Virginia	3,238	24	262,730	25,201	4,260	37%	11%
Minnesota	5,270	59	359,203	314,957	4,086	-18%	20%
Wisconsin	4,521	63	448,009	356,752	4,054	-34%	-11%
Mississippi	1,931	26	167,926	136,627	4,017	43%	16%
Alabama	3,395	43	276,665	168,387	3,942	31%	34%

26 - 51

	Average over last 7 days		Total Since 22 Jan			Change from 14d Ago* in 14 day avg of daily new	
	New Confirmed	New Deaths	Total Confirmed	Total Recovered	Total Deaths	Confirmed	Deaths
Colorado	4,468	38	268,589	14,366	3,372	-9%	18%
Washington	2,873	23	187,327	N/A	2,967	17%	33%
Arkansas	2,145	34	174,325	153,088	2,752	8%	18%
Iowa	2,127	39	247,954	168,056	2,724	-44%	22%
Nevada	2,635	28	173,284	N/A	2,359	28%	66%
Kentucky	3,215	23	205,667	30,358	2,102	12%	34%
Oklahoma	3,029	23	220,686	189,020	1,922	-1%	21%
Kansas	2,440	42	177,312	3,675	1,856	-19%	45%
New Mexico	1,504	24	109,947	38,131	1,756	-17%	15%
Rhode Island	1,309	13	67,067	4,167	1,470	24%	65%
Nebraska	1,772	27	142,595	72,583	1,271	-5%	65%
South Dakota	875	23	87,038	69,144	1,111	-31%	3%
Oregon	1,490	21	87,082	5,870	1,080	28%	112%
Idaho	1,514	16	113,905	43,926	1,074	-1%	25%
North Dakota	527	10	83,342	77,562	1,028	-50%	-35%
Utah	3,108	12	219,971	158,119	972	-15%	21%
West Virginia	1,177	16	57,060	36,513	870	17%	38%
Delaware	732	4	41,464	18,851	803	59%	31%
Montana	877	9	69,346	51,135	763	-28%	-21%
DC	272	2	23,589	16,884	701	42%	75%
New Hampshire	694	5	26,623	20,239	566	48%	121%
Wyoming	505	7	37,339	32,234	289	-31%	16%
Hawaii	101	3	18,976	11,958	262	-1%	164%
Maine	295	4	14,049	10,247	239	19%	52%
Alaska	714	3	38,116	7,165	146	15%	25%
Vermont	134	2	5,180	3,076	85	9%	320%

*Change from 14d ago:
Compares 14d-avgs. of Daily New Cases/Deaths
today with 14d-avgs. from 14d ago

14 states in the **US** reported over 5,000 confirmed cases today

Sorted by Raw Total Deaths

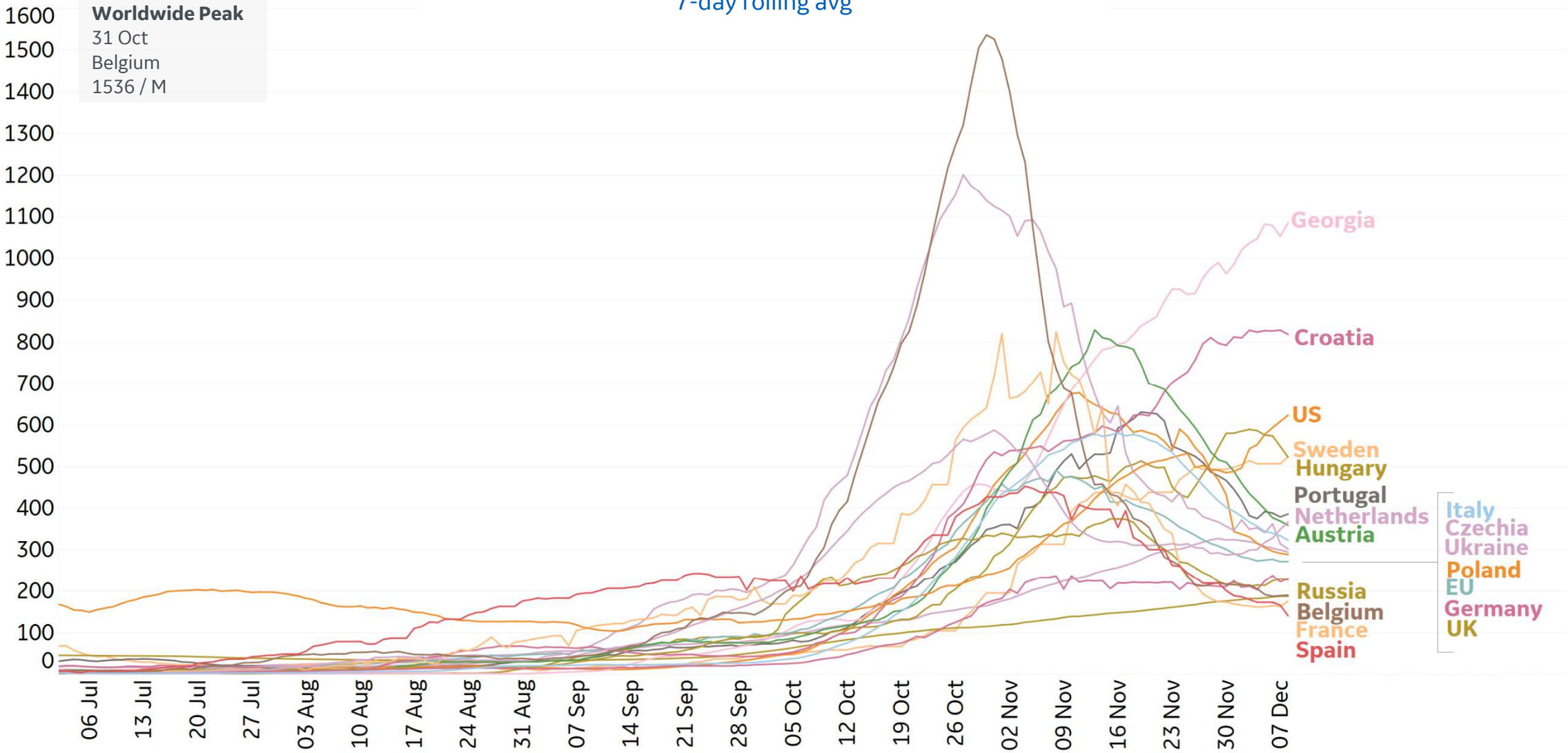
N/As due to states revising and updating case counts



New Confirmed Cases in Select Countries

Updated 9 Dec 2020, 3:30 GMT

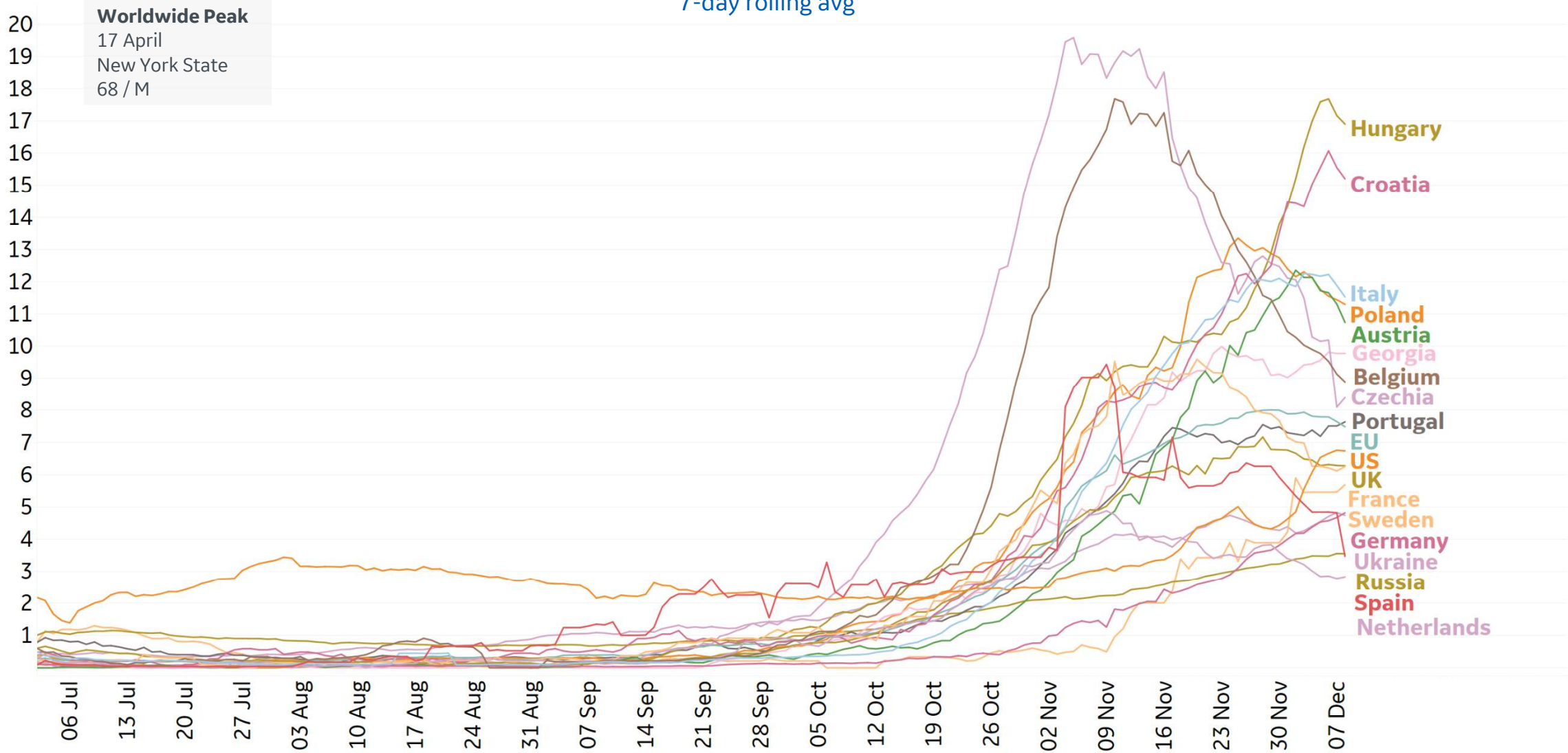
Daily New Confirmed Cases / 1M
7-day rolling avg





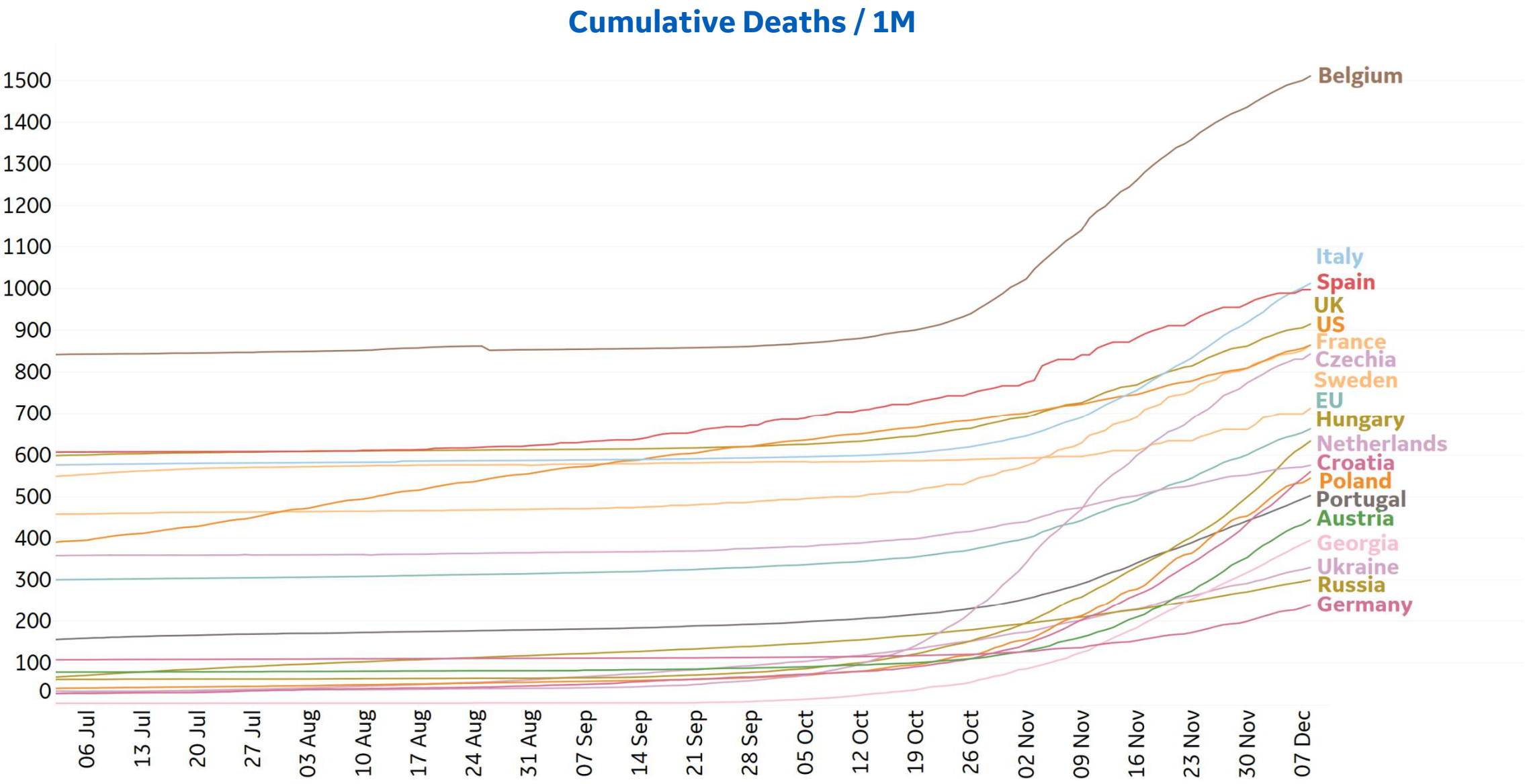
New Deaths in Select Countries

Daily New Deaths / 1M
7-day rolling avg



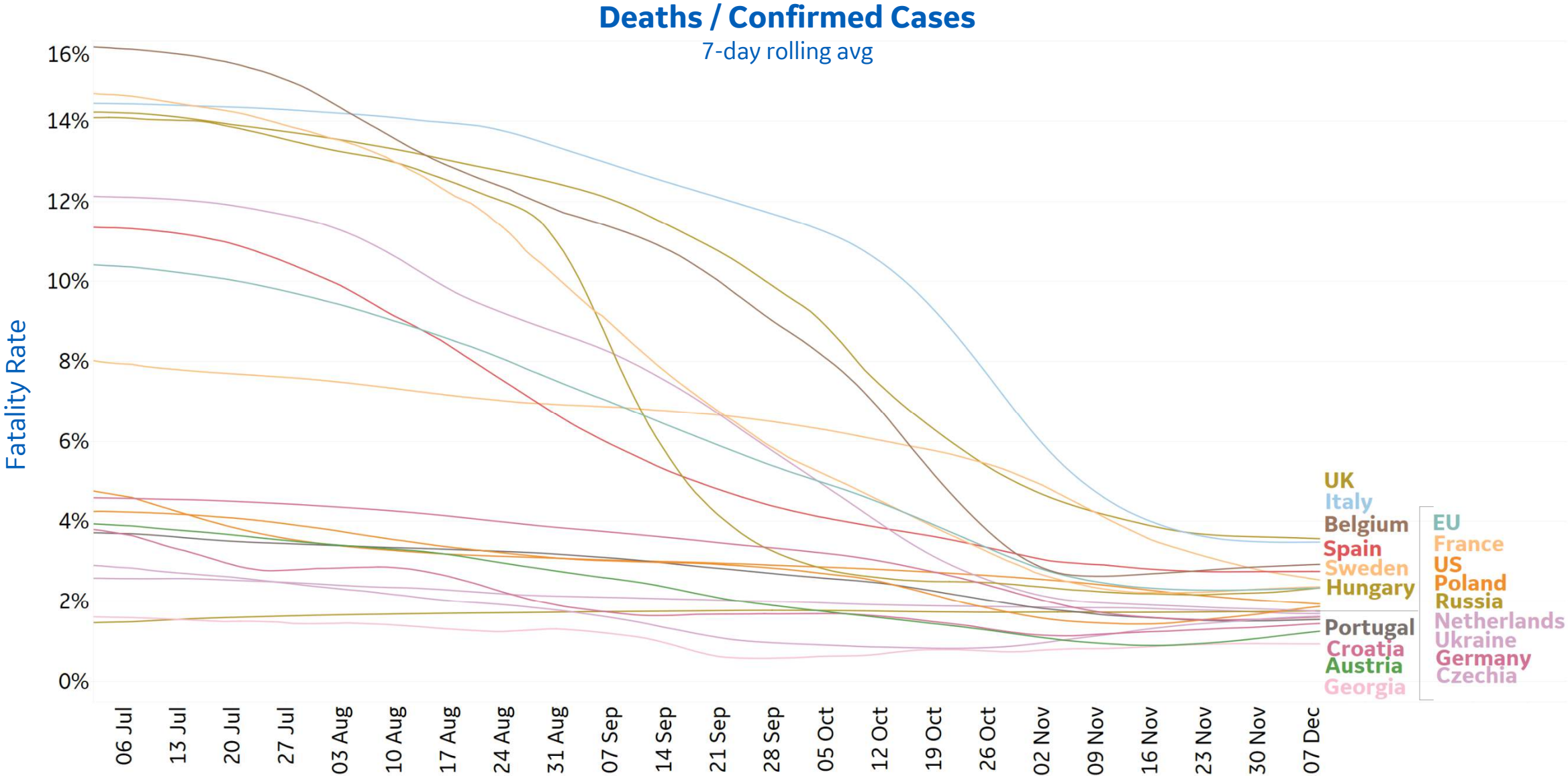


Cumulative Deaths in Select Countries





Fatality Rate in Select Countries

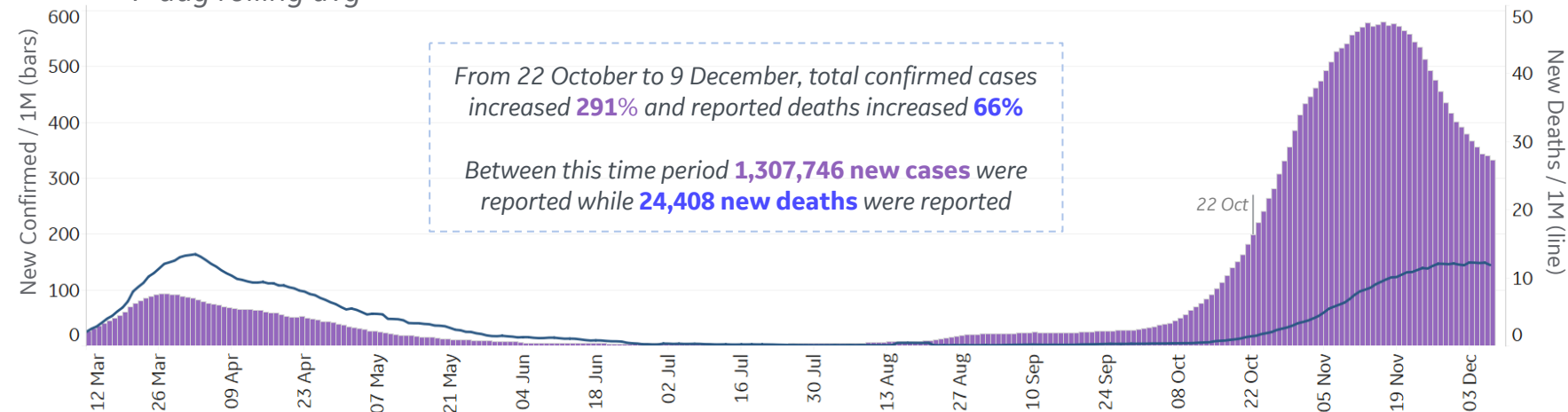




Feature: Italy

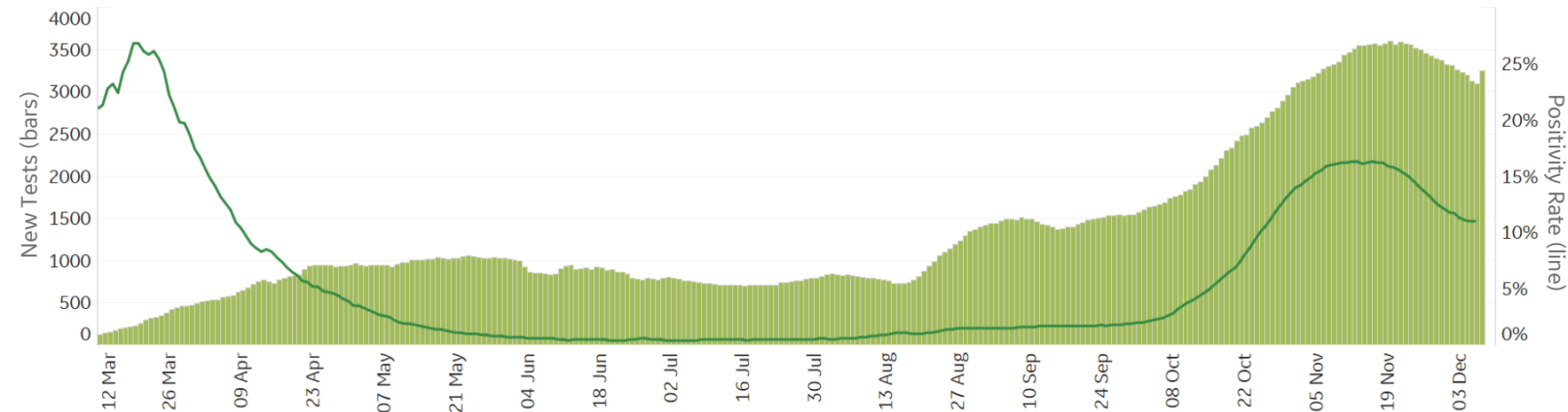
New Confirmed Cases per 1M & New Deaths per 1M

7-day rolling avg



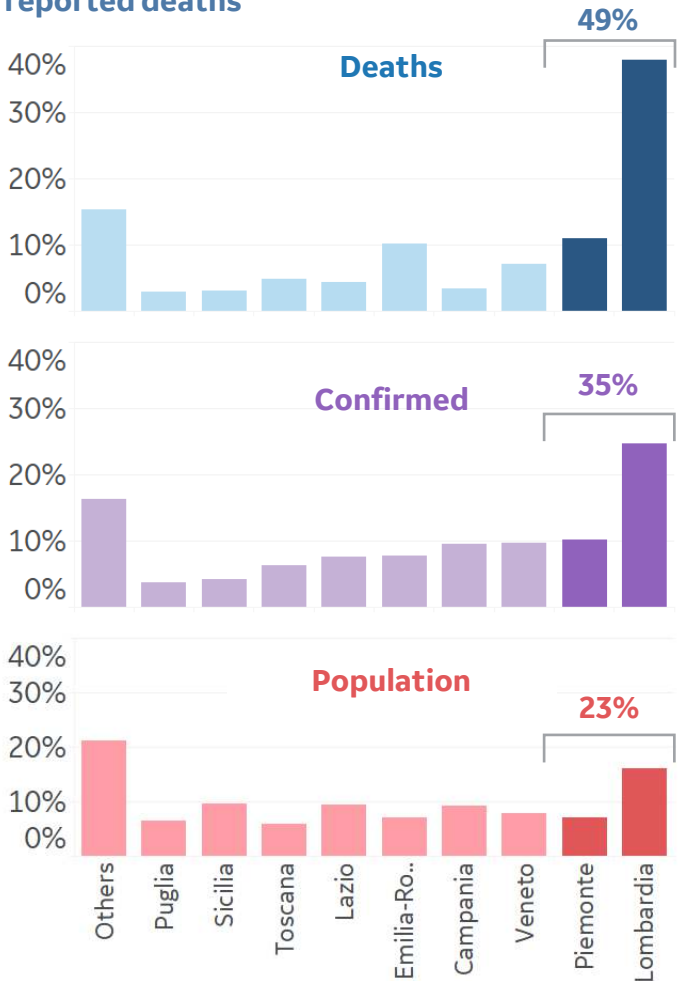
New Tests per 1M & Positivity Rate

7-day rolling avg




Region Profiles

While **23% of Italy's population** lives in the regions of Lombardia and Piemonte, this group makes up **35% of confirmed cases** and **49% of reported deaths**





Feature: Italy



Top 10 Regions with highest new cases / 1M
7-day avg

Aosta Valley	249
Piedmont	134
Lombardy	123
Liguria	115
Emilia-Romagna	110
Marche	84
Veneto	81
Friuli Venezia Giulia	63
Tuscany	58
Abruzzo	46

Liguria	95
Campania	82
Aosta Valley	78
Umbria	66
Tuscany	63
Veneto	59
Piedmont	55
Sardinia	53
Friuli Venezia Giulia	49
Lazio	49

Aosta Valley	864
Piedmont	824
Lombardy	801
Campania	673
Liguria	653
Umbria	647
Tuscany	624
Veneto	583
Emilia-Romagna	442
Lazio	414

Veneto	664
Friuli Venezia Giulia	599
Emilia-Romagna	408
Apulia	364
Piedmont	345
Lombardy	291
Molise	284
Lazio	284
Campania	271
Aosta Valley	263



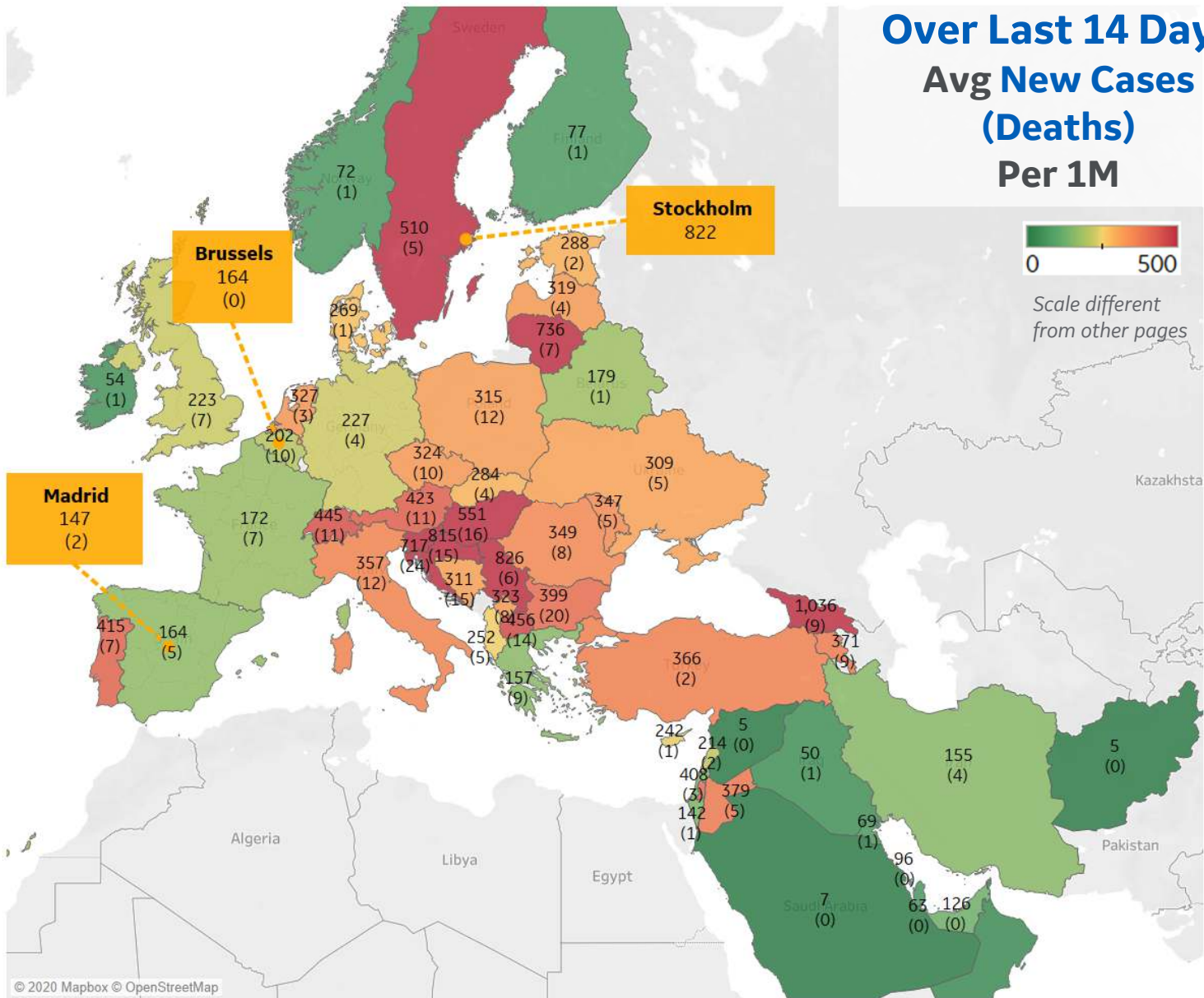
Per 1M in Region

	Today	Change
Active Cases	11,194	+0.6%
Confirmed	243 new	+1.1%
Deaths	6 new	+1.2%
Recovered	165 new	+1.6%

Most Daily New Cases / 1M

Georgia	1,036
Serbia	826
Croatia	815
Lithuania	736
Slovenia	717
Hungary	551
Sweden	510
North Macedonia	456
Switzerland	445
Austria	423

* Excludes regions with population < 1M





Per 1M in Region

	Today	Change
Active Cases	1,562	+1.4%
Confirmed	85 new	+0.9%
Deaths	6 new	+0.7%
Recovered	58 new	+0.9%

Most Daily New Cases / 1M

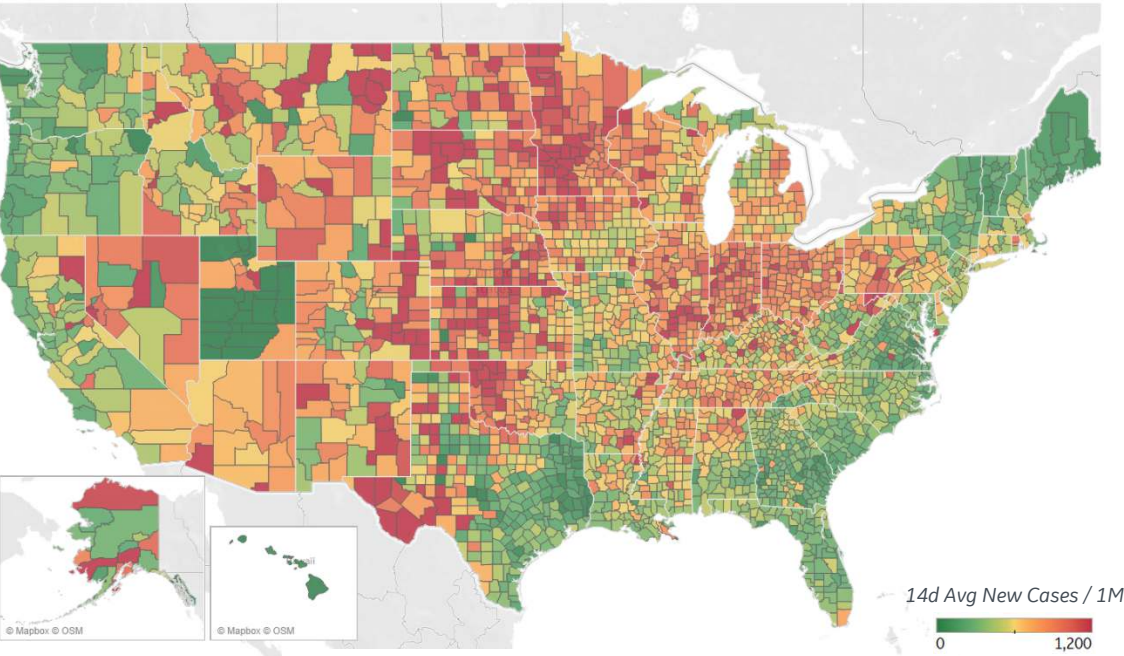
Distrito Federal	435
Querétaro	167
Aguascalientes	131
Zacatecas	127
Durango	122
Guanajuato	106
Baja California Sur	93
Sonora	92
Coahuila	86
Nuevo León	84





US Counties: Recent Cases and Deaths

Average New Cases per 1M Over Last 14 Days

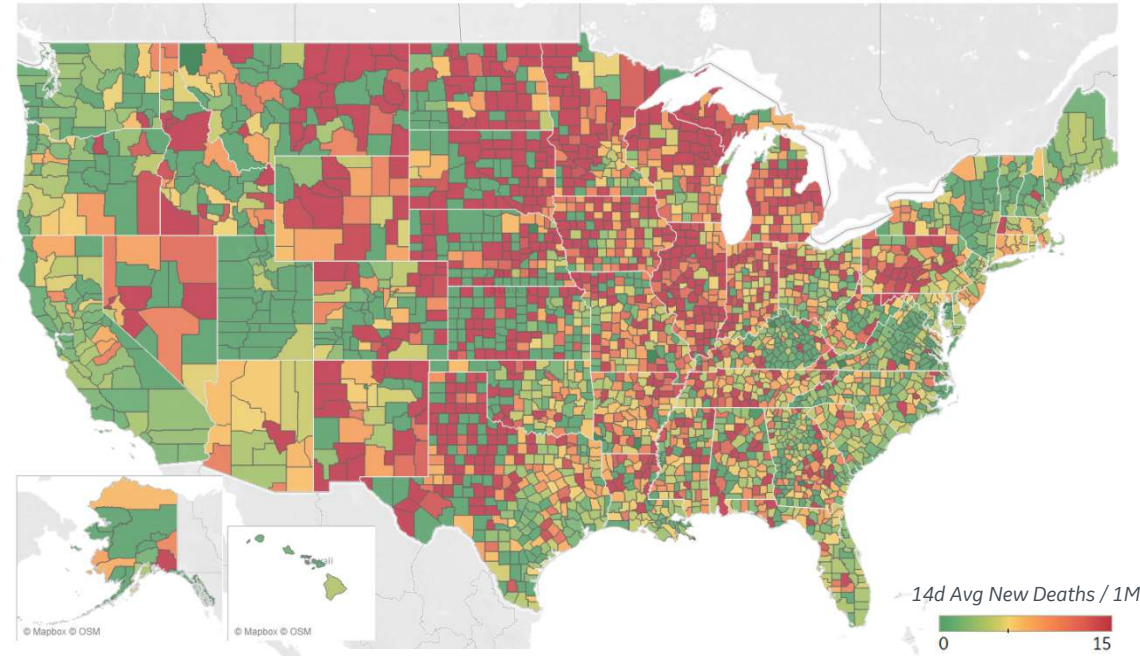


Top 10 by New Confirmed

Avg New Confirmed Cases / 1M

Lubbock County, TX	1,267
Douglas County, NE	1,084
Anoka County, MN	1,024
St. Joseph County, IN	1,021
Dakota County, MN	994
Stark County, OH	986
Providence County, RI	972
Utah County, UT	958
Hamilton County, IN	954
Lancaster County, NE	932

Average New Deaths per 1M Over Last 14 Days



Top 10 by New Deaths

Avg New Deaths/ 1M

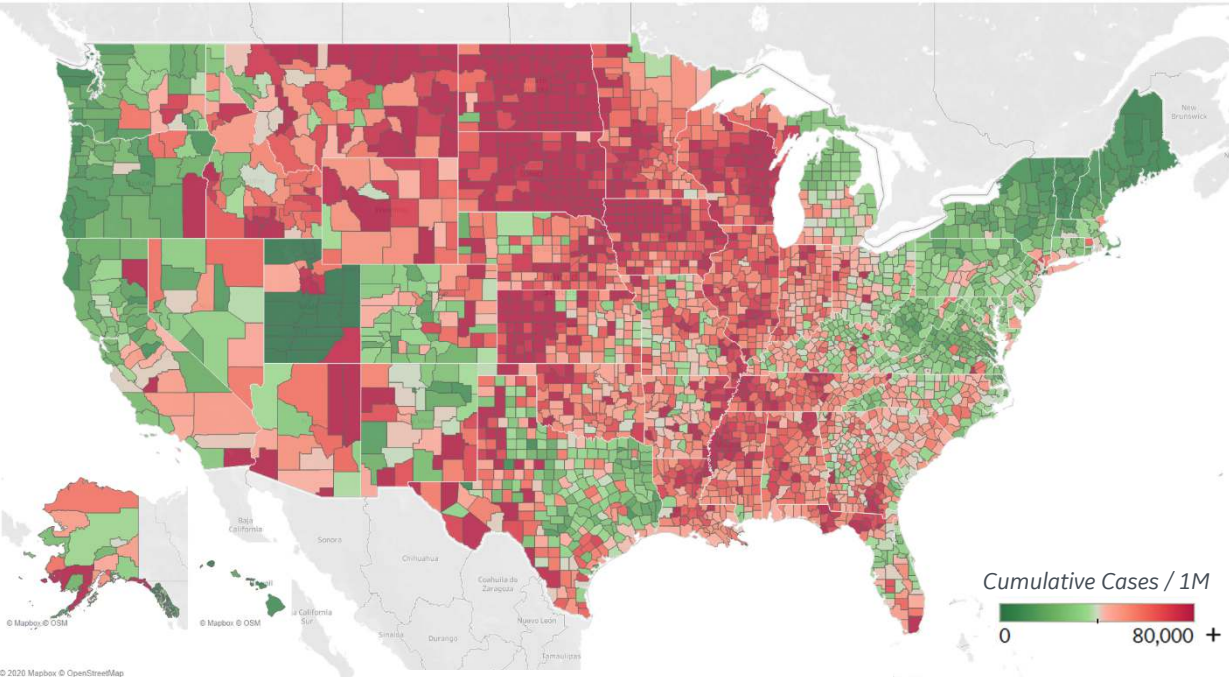
El Paso County, TX	22
Lubbock County, TX	21
Cumberland County, PA	20
Madison County, IL	19
Luzerne County, PA	18
Ottawa County, MI	16
Westmoreland County, PA	16
Douglas County, NE	15
Winnebago County, IL	14
Summit County, OH	14

Note: Lists includes counties
≥ 250K population



US Counties: Cumulative Cases and Deaths

Confirmed **Cases** per 1M to date

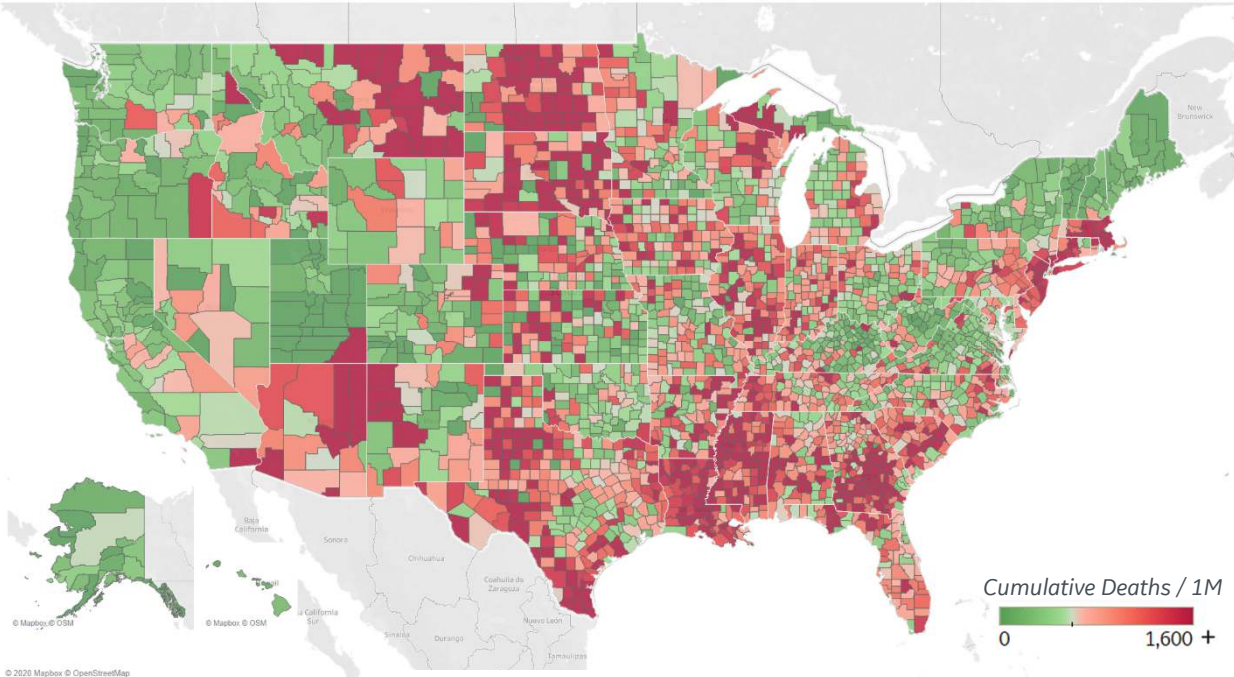


Top 10 Counties

Total Confirmed Cases / 1M

Lubbock County, TX	112,329
El Paso County, TX	108,131
Brown County, WI	93,358
Miami-Dade County, FL	90,880
Utah County, UT	85,566
Milwaukee County, WI	83,851
Douglas County, NE	78,859
Webb County, TX	78,029
Waukesha County, WI	77,138
Salt Lake County, UT	76,627

Reported **Deaths** per 1M to date



Top 10 Counties

Total Reported Deaths / 1M

New York City*	4,522
Essex County, NJ	2,842
Cameron County, TX	2,685
Passaic County, NJ	2,682
Union County, NJ	2,619
Hidalgo County, TX	2,412
Hudson County, NJ	2,405
Bergen County, NJ	2,330
Rockland County, NY	2,124
Hampden County, MA	2,013

Note: Lists includes counties $\geq 250K$ population

* New York City counties aggregated into one reporting area



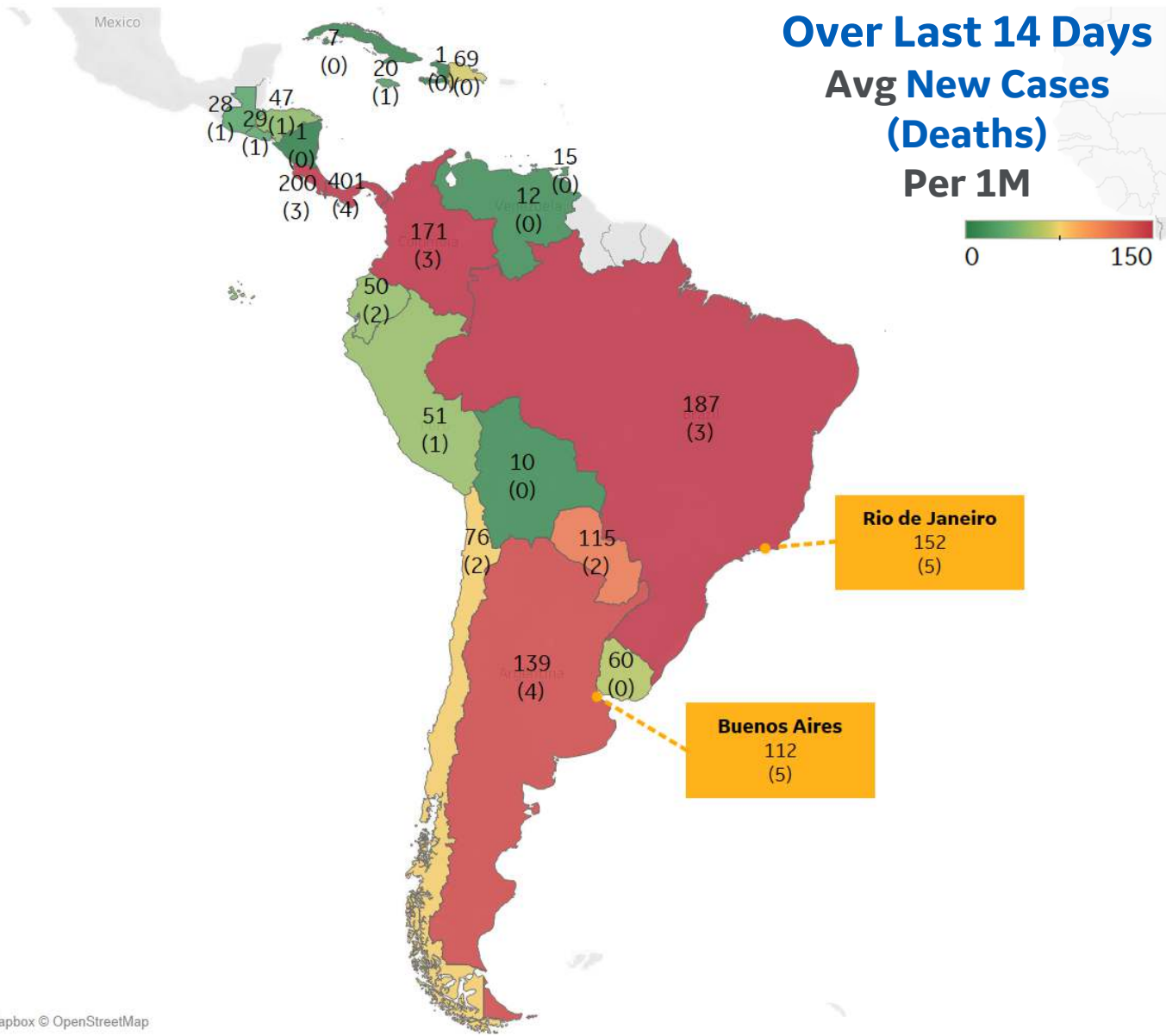
Per 1M in Region

	Today	Change
Active Cases	1,899	-2.5%
Confirmed	137 new	+0.6%
Deaths	2 new	+0.4%
Recovered	182 new	+0.9%

Most Daily New Cases / 1M

Panama	401
Costa Rica	200
Brazil	187
Colombia	171
Argentina	139
Paraguay	115
Chile	76
Dom. Rep.	69
Uruguay	60
Peru	51

* Excludes regions with population < 1M





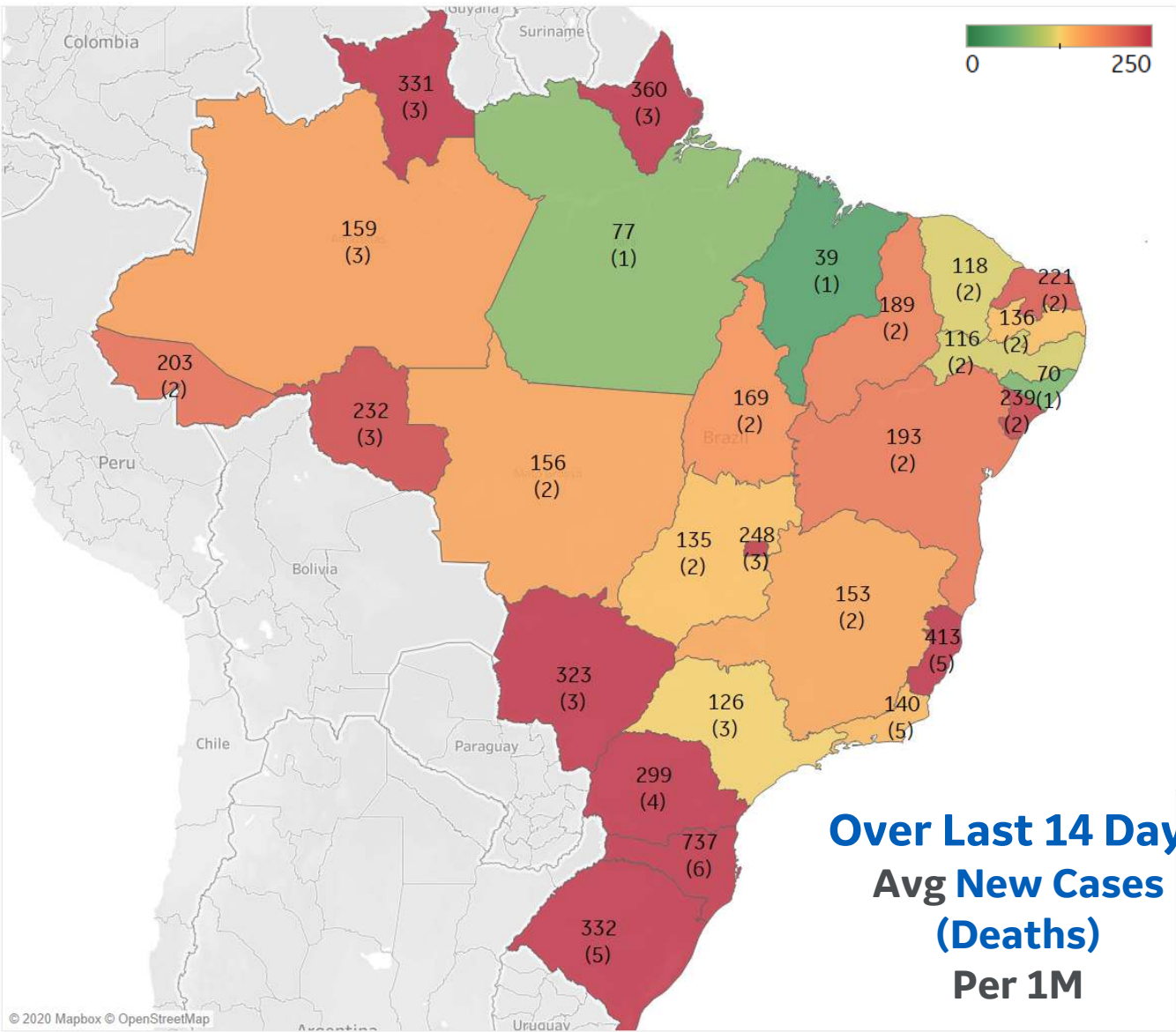
Per 1M in Region

	Today	Change
Active Cases	2,500	-3.2%
Confirmed	240 new	+0.8%
Deaths	4 new	+0.5%
Recovered	320 new	+1.2%

Most Daily New Cases / 1M

Santa Catarina	737
Espírito Santo	413
Rio Grande do ..	332
MatoGrosso do ..	323
Paraná	299
Distrito Federal	248
Sergipe	239
Rondônia	232
Rio Grande do ..	221
Bahia	193

* Excludes regions with population < 1M





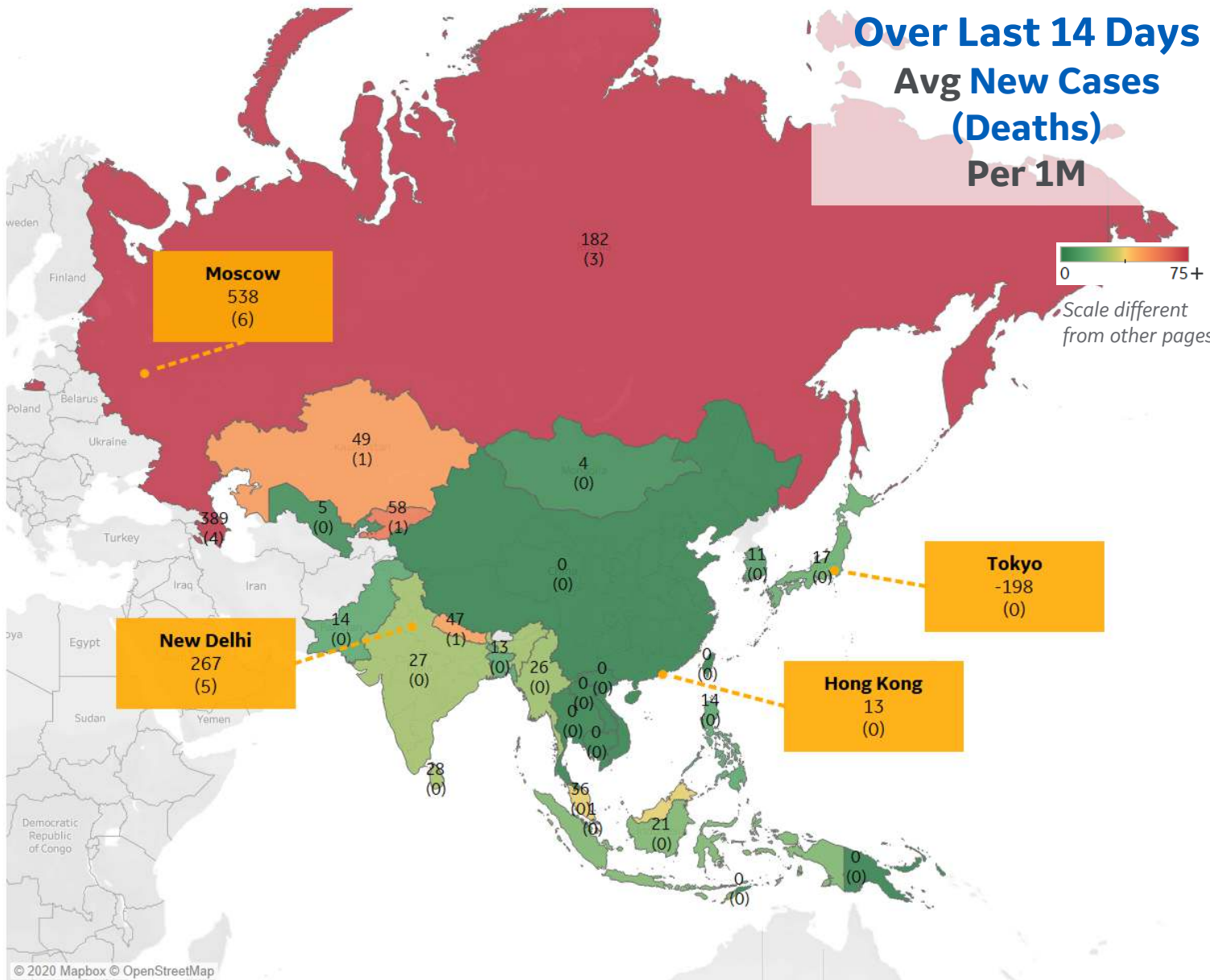
Per 1M in Region

	Today	Change
Active Cases	293	-0.1%
Confirmed	19 new	+0.5%
Deaths	0.3 new	+0.6%
Recovered	19 new	+0.6%

Most Daily New Cases / 1M

Azerbaijan	389
Russia	182
Kyrgyzstan	58
Kazakhstan	49
Nepal	47
Malaysia	36
Sri Lanka	28
India	27
Myanmar	26
Indonesia	21

* Excludes regions with population < 1M





Per 1M in Region

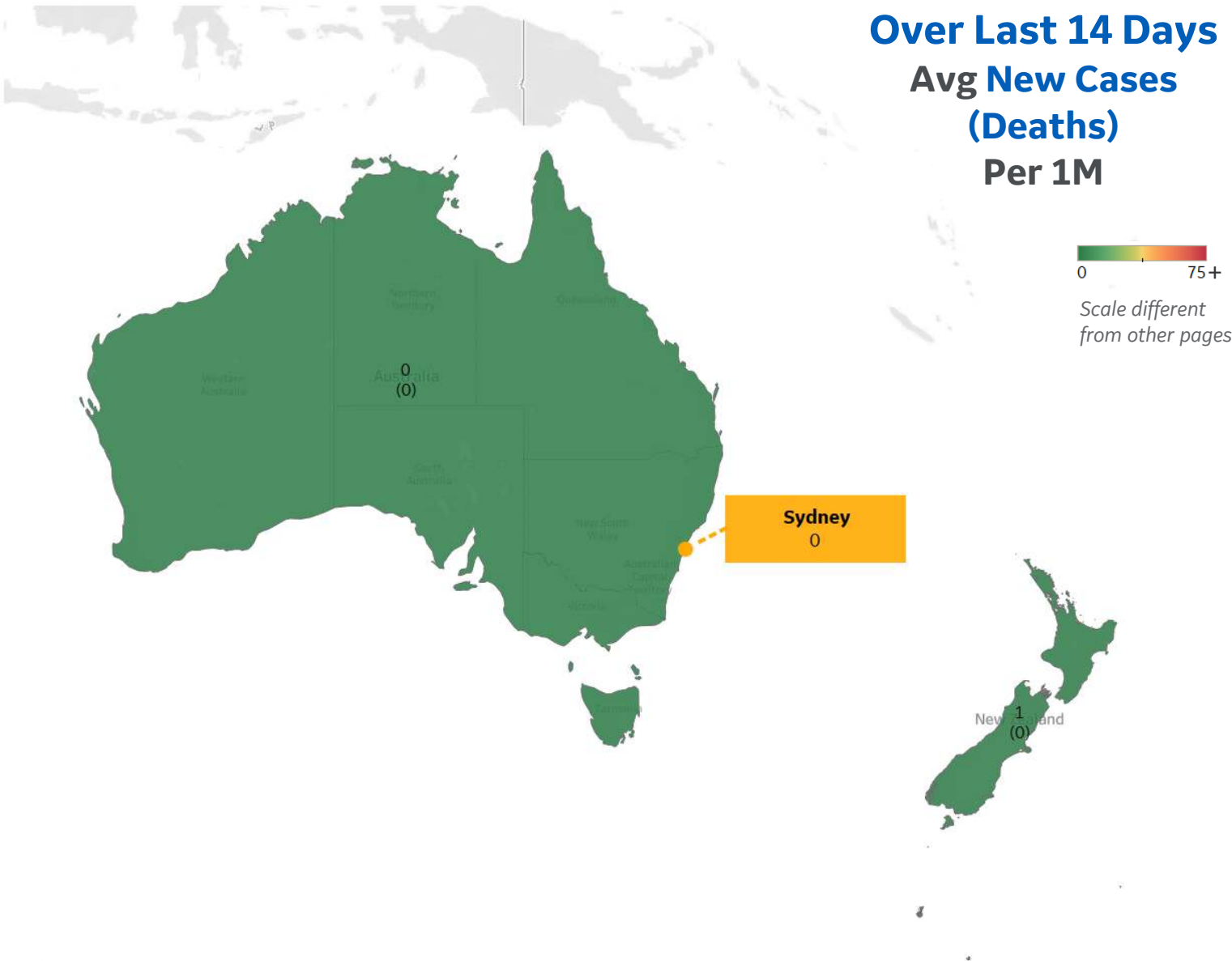
	Today	Change
Active Cases	48	+0%
Confirmed	0 new	+0%
Deaths	0 new	+0%
Recovered	0 new	+0%

Most Daily New Cases / 1M

New Zealand	1
Australia	0

* Excludes regions with population < 1M

Over Last 14 Days Avg New Cases (Deaths) Per 1M





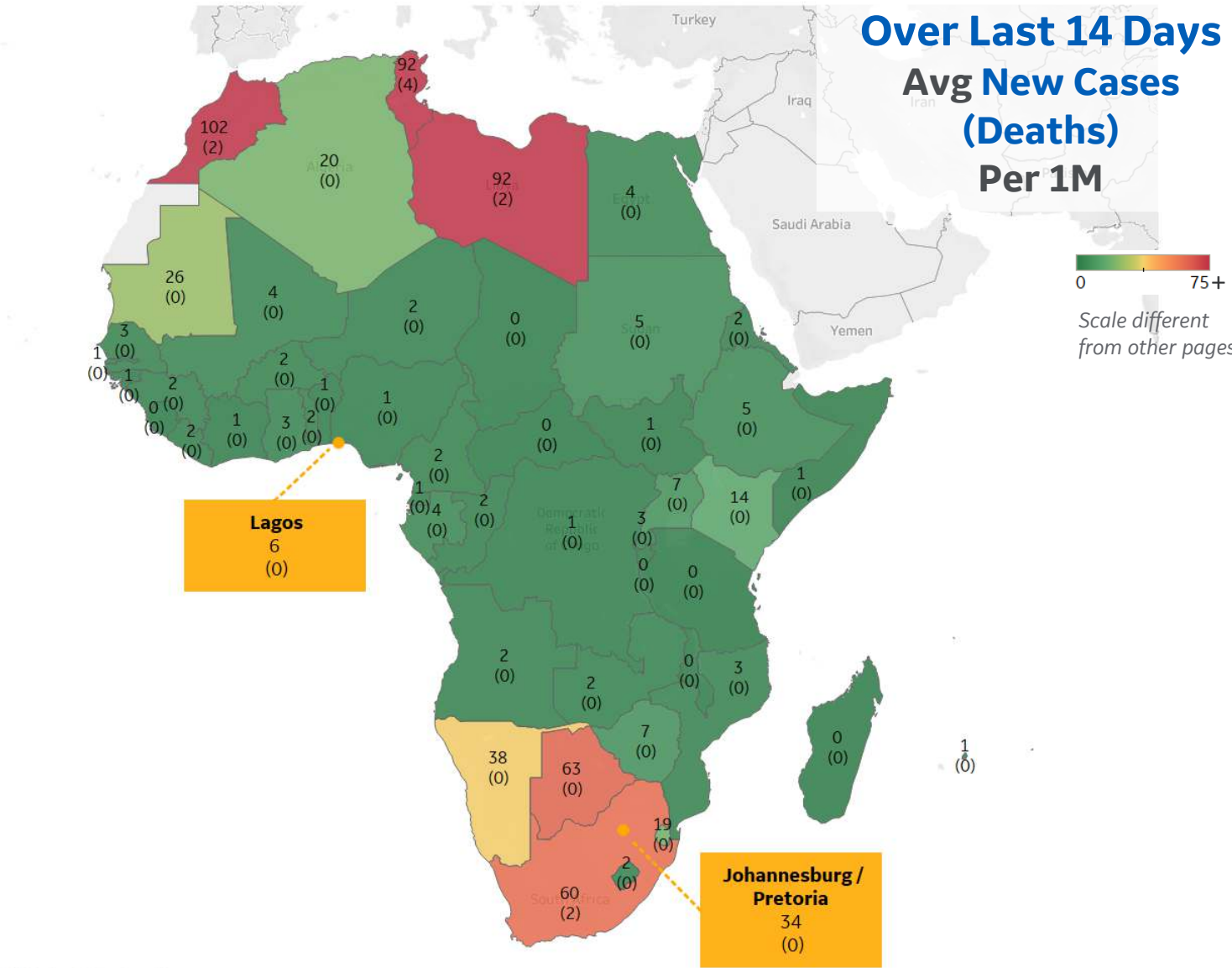
Per 1M in Region

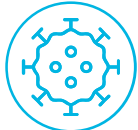
	Today	Change
Active Cases	208	-1.9%
Confirmed	10 new	+0.6%
Deaths	0.3 new	+0.7%
Recovered	14 new	+1.0%

Most Daily New Cases / 1M

Morocco	102
Tunisia	92
Libya	92
Botswana	63
South Africa	60
Namibia	38
Mauritania	26
Algeria	20
Eswatini	19
Kenya	14

* Excludes regions with population < 1M





Sources



** Per 1M = Per 1 Million Population unless otherwise noted

Johns Hopkins Coronavirus Resource Center:

<https://coronavirus.jhu.edu/map.html>

Worldometer Coronavirus Reporting:

<https://www.worldometers.info/coronavirus/>

Public Health England:

<https://www.gov.uk/government/publications/covid-19-track-coronavirus-cases>

US Department of Homeland Security, Homeland Infrastructure Foundation-Level Data:

<https://hifld-geoplatform.opendata.arcgis.com/datasets/hospitals>

City of New York, NYC Health:

<https://www1.nyc.gov/site/doh/covid/covid-19-data.page>

Chicago Coronavirus Latest Data:

<https://www.chicago.gov/city/en/sites/covid-19/home/latest-data.html>

National Health Commission of the PRC:

<http://www.nhc.gov.cn/xcs/yqtb/202003/bf66696029ba420098164607240074f8.shtml>

Korean Centers for Disease Control and Prevention:

http://www.cdc.go.kr/cdc_eng/

CDC, Severe Outcomes Among Patients with Coronavirus Disease 2019 (COVID-19):

<https://www.cdc.gov/mmwr/volumes/69/wr/mm6912e2.htm>

Italian Department of Civil Protection, COVID Monitoring:

<http://opendatadpc.maps.arcgis.com/apps/opsdashboard/index.html#/b0c68bce2cce478eaac82fe38d4138b1>

The COVID Tracking Project:

<https://covidtracking.com/data/>

UK Office for National Statistics:

<https://www.ons.gov.uk/peoplepopulationandcommunity/birthsdeathsandmarriages/deaths/bulletins/deathsregisteredweeklyinenglandandwalesprovisional/weekending24april2020>

COVID-19 Information for Switzerland:

<https://www.corona-data.ch/>

The COVID Tracking Project:

<https://covidtracking.com/data/api>

European Centre for Disease Prevention and Control:

<https://www.ecdc.europa.eu/en/publications-data/download-data-hospital-and-icu-admission-rates-and-current-occupancy-covid-19>

Worldwide Survival Rate, last 30d calculation =

$$\frac{[(Total\ Confirmed - Total\ Confirmed\ 30d\ ago) - (Total\ Deaths - Total\ Deaths\ 30d\ ago)]}{(Total\ Confirmed - Total\ Confirmed\ 30d\ ago)}$$

Provincial Health Services Authority of Canada. BC Center for Disease Control:

<http://www.bccdc.ca/about/news-stories/stories/2020/information-on-novel-coronavirus>

Secretary of Health, Mexico:

<https://www.gob.mx/salud/en>

OECD Economic Outlooks, Statistics:

https://www.oecd-ilibrary.org/economics/data/oecd-economic-outlook-statistics-and-projections_eo-data-en

Public Health Authority of Sweden:

<https://www.folkhalsomyndigheten.se/smittskydd-beredskap/utbrott/aktuella-utbrott/covid-19/bekraftade-fall-i-sverige>

National Public Health Agency of France:

<https://www.santepubliquefrance.fr/regions/ile-de-france/documents/bulletin-regional/2020/covid-19-point-epidemiologique-en-ile-de-france-du-23-avril-2020>

Florida Department of Health, COVID-19 Response:

<https://floridahealthcovid19.gov>

CDC:

<https://www.cdc.gov/covid-data-tracker/index.html#demographics>

CDC Provisional COVID19 Deaths Counts

<https://data.cdc.gov/NCHS/Provisional-COVID-19-Death-Counts-by-Sex-Age-and-S/9bhg-hcku>

COVID-19 in Italy:

<https://github.com/pcm-dpc/COVID-19>