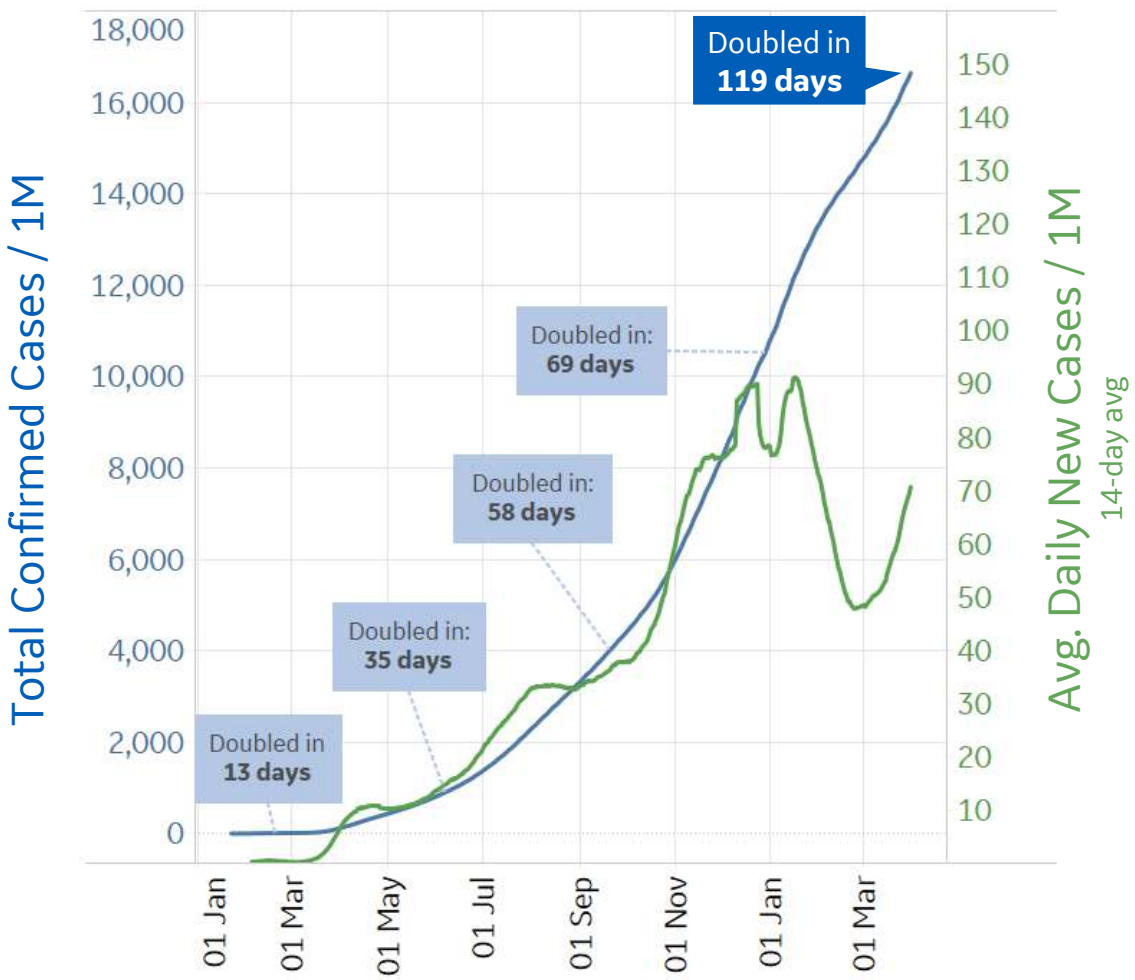




Global Confirmed & Active Cases

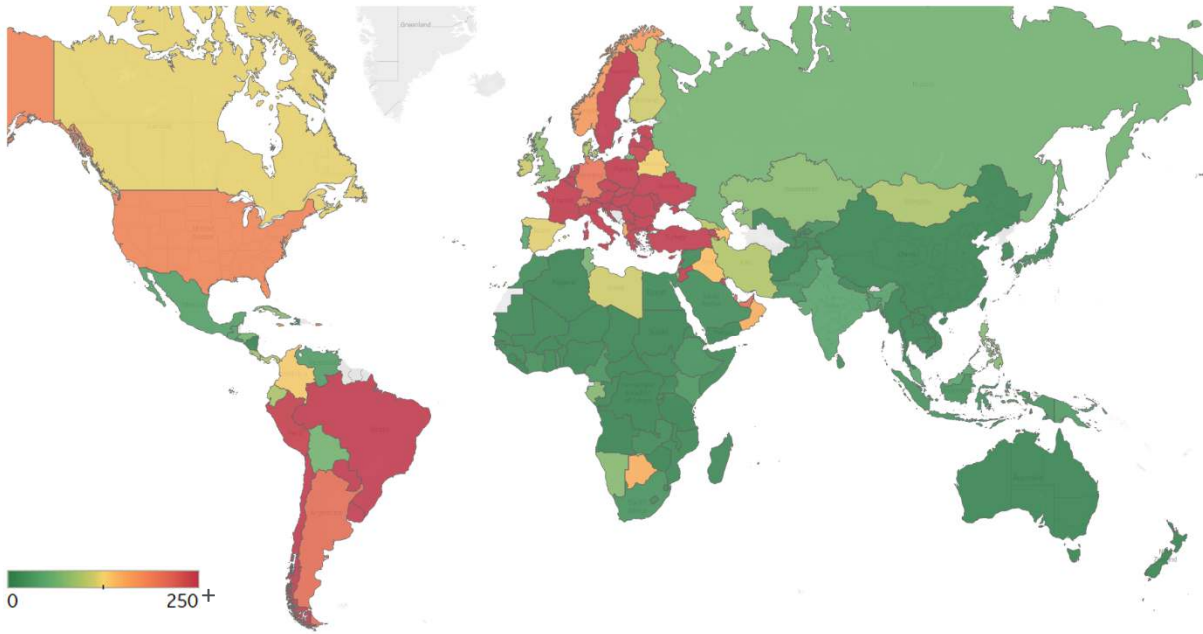
Updated 1 Apr 2021, 3:30 GMT 1

Trend since 22 Jan 2020



Avg. Daily New Cases / 1M

Over the last 14 days



Per 1M:	New Today	Change from 30 days ago
Active	38	+12%
Confirmed	88	+13%
Deaths	2	+11%
Recovered	49	+13%
<hr/>		
	To Date	Last 30 Days
Worldwide Survival Rate	97.8%	98.1%

Worldwide Survival Rate = (Confirmed - Deaths) / (Confirmed) in a given time period



New Confirmed Cases & New Deaths

Key

World

North America

Europe

Middle East

Cent & South America

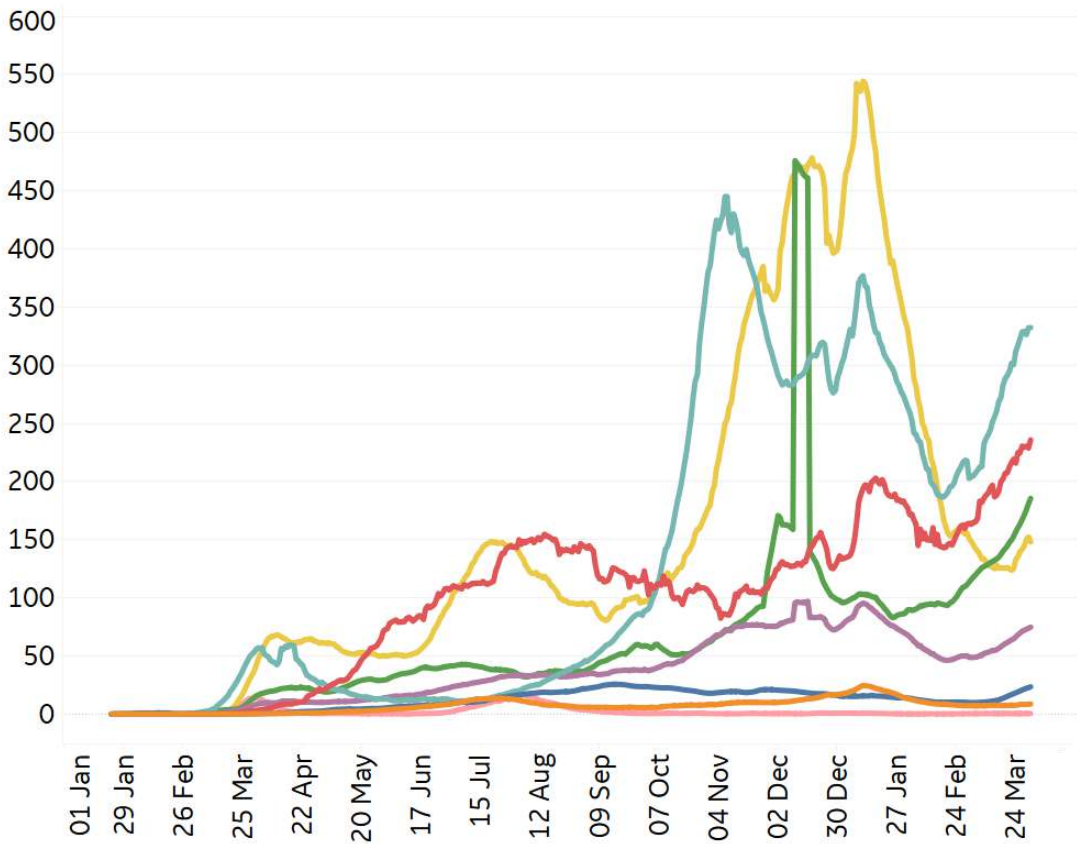
Asia

Africa

Oceania

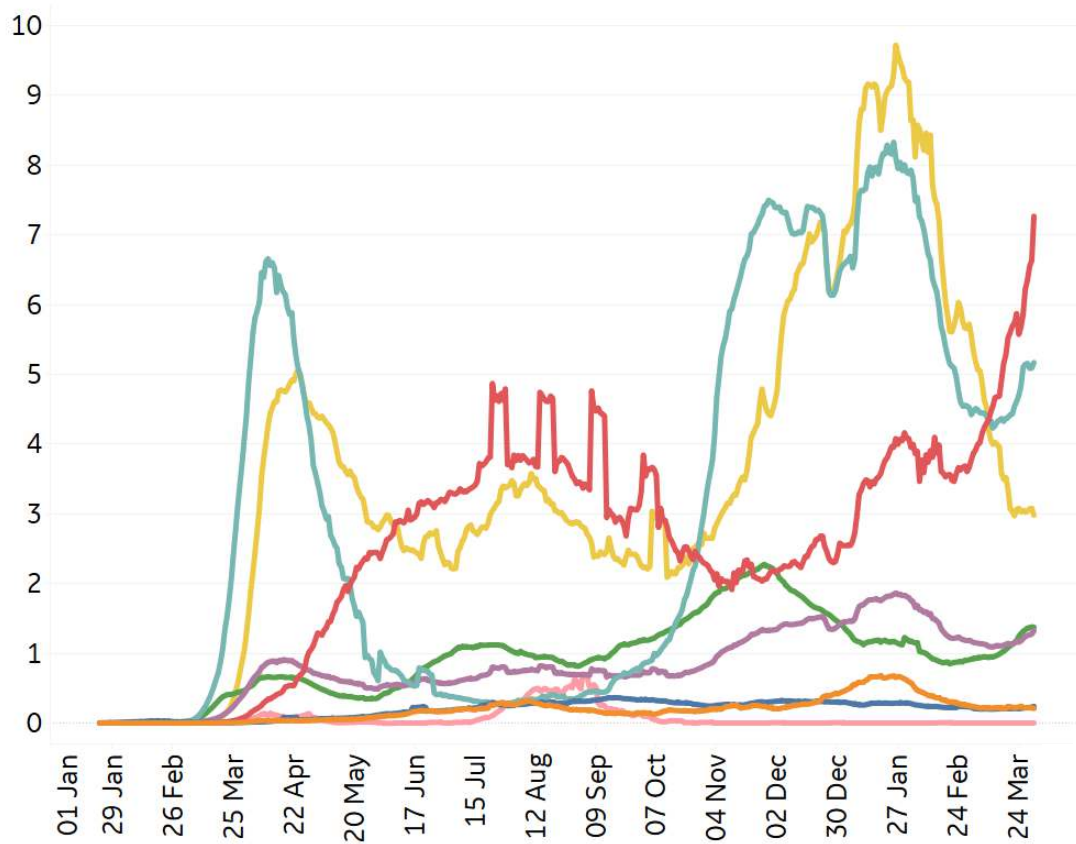
New Confirmed Cases / 1M

7-day rolling average



New Deaths / 1M

7-day rolling average



*Large jump in Middle East confirmed cases due to batched reporting of 823,225 new cases in **Turkey** on 10 Dec



Top 50 Countries: Per 1M



1 - 25

	Average over last 7 days		Total Since 22 Jan			Change from 14d Ago in 14 day avg of daily new	
	New Confirmed	New Deaths	Total Confirmed	Estimated Recovered	Total Deaths	Confirmed	Deaths
Czechia	611	16	143,088	130,785	2,467	-33%	-15%
Hungary	868	26	67,537	52,984	2,147	29%	58%
Bos. and Herz.	498	23	51,702	43,149	2,011	51%	86%
Belgium	411	3	76,142	68,607	1,986	59%	-3%
Slovenia	482	4	103,708	95,494	1,947	26%	34%
Bulgaria	525	16	49,311	40,091	1,899	32%	14%
UK	70	1	64,225	61,295	1,870	-11%	-57%
North Macedo..	535	16	62,409	53,491	1,815	39%	69%
Italy	340	7	59,292	52,471	1,809	-1%	23%
Slovakia	227	12	66,155	60,940	1,780	-33%	-21%
US	193	3	92,026	87,785	1,668	9%	-28%
Portugal	41	1	80,587	78,331	1,652	-31%	-57%
Spain	153	5	70,246	66,959	1,614	12%	5%
Peru	293	7	46,974	41,963	1,577	16%	-5%
Brazil	355	14	59,977	53,502	1,513	8%	44%
France	582	5	72,082	62,983	1,468	48%	18%
Croatia	383	4	66,167	60,255	1,449	101%	55%
Panama	98	2	82,287	79,473	1,417	-4%	-28%
Poland	759	10	61,345	50,306	1,402	65%	37%
EU	380	6	60,160	53,661	1,386	27%	14%
Sweden	550	2	79,697	71,154	1,333	28%	-10%
Lithuania	268	3	79,389	74,685	1,313	41%	1%
Colombia	149	3	47,292	44,234	1,246	79%	36%
Argentina	250	3	51,970	47,849	1,236	42%	-8%
Moldova	363	11	57,076	50,563	1,230	9%	28%

26 - 50

	Average over last 7 days		Total Since 22 Jan			Change from 14d Ago in 14 day avg of daily new	
	New Confirmed	New Deaths	Total Confirmed	Estimated Recovered	Total Deaths	Confirmed	Deaths
Romania	295	7	49,528	44,259	1,224	24%	46%
Chile	357	5	52,078	46,091	1,210	33%	19%
Switzerland	215	1	69,457	65,488	1,194	39%	17%
Armenia	311	6	65,010	59,606	1,186	71%	191%
Austria	364	3	60,649	54,615	1,037	25%	16%
Kosovo	388	4	48,329	41,443	1,011	45%	39%
Latvia	265	4	54,269	49,582	1,007	-6%	-19%
Netherlands	451	1	75,449	68,458	974	41%	-18%
Ireland	107	2	47,765	45,269	949	9%	-42%
Georgia	112	2	70,632	68,257	947	32%	-9%
Lebanon	412	7	68,626	61,643	913	-5%	4%
Ukraine	310	7	39,444	34,391	788	48%	46%
Albania	142	3	43,491	40,553	777	-33%	-39%
Israel	51	1	96,251	94,502	717	-74%	-40%
Estonia	799	9	80,227	66,662	680	-15%	21%
Jordan	682	9	59,940	48,814	672	10%	72%
Serbia	555	4	68,739	60,230	608	14%	56%
Costa Rica	93	1	42,552	40,731	580	39%	15%
West Bank an..	384	4	53,042	46,696	575	-1%	7%
Denmark	137	0	39,932	38,138	418	-19%	-12%
Kuwait	303	2	54,349	49,726	307	-2%	23%
Bahrain	517	1	84,889	77,937	306	28%	3%
UAE	214	1	46,656	43,564	151	-12%	-43%
Qatar	230	1	62,465	59,496	101	25%	110%
Total World	75	1	16,639	15,287	363	28%	12%

Change from 14d ago:
Compares 14d-avgs. of Daily New Cases/Deaths
today with 14d-avgs. from 14d ago

Estimated Recovered: Cases 14d ago - Deaths today

In **Portugal**, 14-day average change in daily new deaths have
decreased more than new cases (-57% deaths; -31% cases)

Top 50 countries selected by Cases / 1M
Sorted by Total Deaths / 1M
Excluded countries with population < 1M



Top 50 Countries: Raw Volume

Updated 1 Apr 2021, 3:30 GMT

4

1 - 25

	Average over last 7 days		Total Since 22 Jan			Change from 14d Ago in 14 day avg of daily new	
	New Confirmed	New Deaths	Total Confirmed	Estimated Recovered	Total Deaths	Confirmed	Deaths
EU	168,981	2,553	26,786,132	23,892,439	617,013	27%	14%
US	64,030	940	30,460,730	29,057,074	552,072	9%	-28%
Brazil	75,534	2,976	12,748,747	11,372,323	321,515	8%	44%
Mexico	4,305	512	2,238,887	1,972,252	203,210	-10%	-7%
India	62,019	319	12,221,665	11,311,678	162,927	135%	108%
UK	4,762	48	4,359,982	4,161,041	126,955	-11%	-57%
Italy	20,577	430	3,584,899	3,172,464	109,346	-1%	23%
Russia	8,696	371	4,494,234	4,271,724	97,219	-9%	-9%
France	38,010	355	4,705,068	4,111,114	95,798	48%	18%
Germany	17,237	158	2,843,644	2,534,180	76,589	69%	-8%
Spain	7,148	245	3,284,353	3,130,657	75,459	12%	5%
Colombia	7,595	147	2,406,377	2,250,732	63,422	79%	36%
Iran	8,892	89	1,885,564	1,708,450	62,665	0%	3%
Argentina	11,278	130	2,348,821	2,162,567	55,858	42%	-8%
Poland	28,721	386	2,321,717	1,903,929	53,045	65%	37%
South Africa	1,164	68	1,548,157	1,479,651	52,846	-4%	-4%
Peru	9,650	219	1,548,807	1,383,590	52,008	16%	-5%
Indonesia	5,037	125	1,511,712	1,396,425	40,858	-11%	-11%
Ukraine	13,574	298	1,725,029	1,504,060	34,456	48%	46%
Turkey	32,271	154	3,317,182	2,899,017	31,537	98%	99%
Czechia	6,546	166	1,532,332	1,400,570	26,421	-33%	-15%
Romania	5,666	137	952,803	851,447	23,538	24%	46%
Chile	6,822	105	995,538	881,077	23,135	33%	19%
Belgium	4,766	33	882,453	795,126	23,016	59%	-3%
Canada	5,339	32	988,808	901,710	22,960	46%	-5%

26 - 50

	Average over last 7 days		Total Since 22 Jan			Change from 14d Ago in 14 day avg of daily new	
	New Confirmed	New Deaths	Total Confirmed	Estimated Recovered	Total Deaths	Confirmed	Deaths
Hungary	8,389	255	652,433	511,841	20,737	29%	58%
Portugal	419	6	821,722	798,722	16,848	-31%	-57%
Ecuador	1,707	44	328,755	288,751	16,847	44%	44%
Netherlands	7,735	26	1,292,806	1,173,018	16,689	41%	-18%
Pakistan	4,563	72	672,931	601,280	14,530	88%	27%
Iraq	5,976	33	850,924	759,692	14,323	18%	23%
Sweden	5,557	15	804,886	718,605	13,465	28%	-10%
Philippines	8,997	37	747,288	622,401	13,297	109%	-10%
Bulgaria	3,645	112	342,633	278,572	13,197	32%	14%
Switzerland	1,858	9	601,124	566,774	10,337	39%	17%
Slovakia	1,237	65	361,185	332,711	9,719	-33%	-21%
Austria	3,280	27	546,229	491,885	9,339	25%	16%
Japan	2,007	32	474,641	441,532	9,155	52%	-33%
Bangladesh	4,355	40	611,295	553,706	9,046	228%	143%
Morocco	465	5	496,097	481,270	8,818	13%	-21%
Jordan	6,960	97	611,577	498,057	6,858	10%	72%
Saudi Arabia	530	6	390,007	376,830	6,669	26%	12%
Lebanon	2,811	47	468,400	420,743	6,234	-5%	4%
Israel	440	8	833,105	817,969	6,209	-74%	-40%
Panama	424	7	355,051	342,906	6,114	-4%	-28%
Serbia	4,847	38	600,596	526,250	5,308	14%	56%
Belarus	1,136	9	321,807	303,023	2,247	12%	6%
UAE	2,121	6	461,444	430,867	1,497	-12%	-43%
Malaysia	1,242	4	345,500	325,981	1,272	-15%	-28%
Total World	579,535	10,243	128,895,921	118,421,260	2,815,659	28%	12%

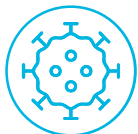
*Change from 14d ago:
Compares 14d-avgs. of Daily New Cases/Deaths today with 14d-avgs. from 14d ago

Estimated Recovered: Cases 14d ago - Deaths today

Compared to 14 days ago, average daily new cases increased 135% in **India**

Top 50 countries selected by Total Cases
Sorted by Raw Total Deaths
Excluded countries with population < 1M

N/A** due to inconsistent reporting of Recovered Cases



United States: Per 1M



1 - 25

	Average over last 7 days		Total Since 22 Jan			Change from 14d Ago in 14 day avg of daily new	
	New Confirmed	New Deaths	Total Confirmed	Estimated Recovered	Total Deaths	Confirmed	Deaths
New Jersey	497	4	102,319	92,789	2,765	22%	-13%
New York	416	4	96,288	87,978	2,586	13%	-9%
Massachusetts	327	4	92,213	85,483	2,493	35%	-6%
Rhode Island	340	2	129,634	122,305	2,472	5%	-43%
Mississippi	73	2	102,530	98,977	2,363	-40%	-50%
Arizona	78	2	115,654	112,294	2,331	-48%	-23%
Connecticut	345	1	87,125	80,341	2,213	52%	-36%
South Dakota	224	2	133,112	127,768	2,187	31%	-9%
Louisiana	83	3	95,709	92,252	2,181	-18%	-35%
Alabama	78	2	105,113	101,755	2,152	-52%	-43%
North Dakota	204	1	135,279	130,942	1,966	48%	-33%
Pennsylvania	317	2	80,275	74,314	1,959	44%	-33%
Indiana	137	1	101,972	98,243	1,937	11%	-44%
New Mexico	94	2	91,401	88,214	1,878	-9%	-45%
Arkansas	58	3	109,483	106,751	1,864	-41%	-52%
Illinois	190	2	98,210	93,916	1,861	39%	-19%
Iowa	173	2	111,377	107,295	1,820	15%	-53%
Georgia	137	5	99,793	96,021	1,795	-13%	-5%
S. Carolina	214	3	107,139	102,347	1,776	-4%	-32%
Tennessee	154	2	118,879	114,810	1,743	-12%	24%
Michigan	569	2	74,733	66,403	1,714	124%	20%
Nevada	94	2	98,619	95,732	1,704	-33%	-36%
Kansas	71	2	104,328	101,669	1,672	-21%	267%
Texas	126	3	96,286	92,911	1,664	-25%	-40%
Delaware	291	4	97,356	91,977	1,601	-1%	-43%

26 - 51

	Average over last 7 days		Total Since 22 Jan			Change from 14d Ago in 14 day avg of daily new	
	New Confirmed	New Deaths	Total Confirmed	Estimated Recovered	Total Deaths	Confirmed	Deaths
Ohio	158	0	87,053	83,417	1,592	13%	-87%
Florida	240	4	95,808	91,052	1,556	6%	-26%
DC	186	2	63,072	59,153	1,508	-15%	-5%
California	65	5	92,851	90,410	1,500	-25%	-41%
West Virginia	233	5	79,088	74,580	1,493	38%	-57%
Missouri	111	2	94,776	91,894	1,442	10%	-31%
Maryland	207	2	68,039	64,070	1,371	35%	4%
Kentucky	134	7	95,548	92,281	1,363	-23%	194%
Montana	118	1	97,824	94,544	1,345	-3%	78%
Wisconsin	116	1	109,240	106,441	1,256	13%	-14%
Oklahoma	80	4	110,783	108,306	1,252	-38%	-35%
Minnesota	278	2	92,121	87,423	1,228	45%	-59%
Wyoming	104	1	97,294	94,597	1,209	3%	-36%
Virginia	172	2	72,518	68,914	1,201	12%	-88%
N. Carolina	175	3	87,159	83,638	1,155	4%	-10%
Nebraska	178	1	108,222	104,959	1,127	15%	34%
Idaho	159	1	101,024	97,646	1,098	-2%	-54%
Colorado	212	1	80,240	76,272	1,060	22%	-27%
New Hampshire	279	1	61,907	57,460	910	42%	33%
Washington	131	1	47,865	45,538	689	28%	-37%
Utah	130	2	120,289	117,799	662	-17%	4%
Oregon	89	1	39,123	37,438	565	18%	-65%
Maine	163	1	37,571	34,852	553	17%	-10%
Alaska	189	0	85,842	82,771	428	3%	50%
Vermont	285	1	30,890	27,050	364	34%	0%
Hawaii	79	1	21,721	20,435	327	39%	20%

*Change from 14d ago:
Compares 14d-avgs. of Daily New Cases/Deaths
today with 14d-avgs. from 14d ago

Estimated Recovered: Cases 14d ago - Deaths today

Vermont has recorded the highest increase in cases per 1M (+26%) in the month of March (30,890 cases/1M on 31 Mar 2021; 24,494 cases/1M on 1 Mar 2021)

Sorted by Total Deaths / 1M

N/As due to states revising and updating case counts



United States: Raw Volume



1 - 25

	Average over last 7 days		Total Since 22 Jan			Change from 14d Ago in 14 day avg of daily new	
	New Confirmed	New Deaths	Total Confirmed	Estimated Recovered	Total Deaths	Confirmed	Deaths
California	2,587	188	3,668,745	3,572,298	59,274	-25%	-41%
New York	8,089	83	1,873,138	1,711,476	50,299	13%	-9%
Texas	3,664	80	2,791,910	2,694,022	48,252	-25%	-40%
Florida	5,154	82	2,057,735	1,955,599	33,425	6%	-26%
Pennsylvania	4,052	31	1,027,678	951,368	25,074	44%	-33%
New Jersey	4,411	38	908,816	824,166	24,561	22%	-13%
Illinois	2,412	24	1,244,499	1,190,089	23,579	39%	-19%
Georgia	1,450	56	1,059,548	1,019,495	19,055	-13%	-5%
Ohio	1,842	0	1,017,566	975,072	18,609	13%	-87%
Massachusetts	2,252	31	635,580	589,192	17,185	35%	-6%
Michigan	5,686	24	746,351	663,160	17,119	124%	20%
Arizona	566	18	841,811	817,356	16,967	-48%	-23%
Indiana	922	9	686,497	661,391	13,039	11%	-44%
N. Carolina	1,839	31	914,132	877,198	12,112	4%	-10%
Tennessee	1,050	16	811,842	784,059	11,904	-12%	24%
Alabama	382	10	515,388	498,922	10,554	-52%	-43%
Virginia	1,467	16	618,976	588,216	10,252	12%	-88%
Louisiana	387	12	444,933	428,861	10,141	-18%	-35%
S. Carolina	1,101	13	551,630	526,954	9,146	-4%	-32%
Missouri	681	10	581,680	563,991	8,853	10%	-31%
Maryland	1,249	10	411,344	387,347	8,286	35%	4%
Connecticut	1,229	5	310,624	286,439	7,889	52%	-36%
Wisconsin	677	7	636,041	619,745	7,315	13%	-14%
Mississippi	217	7	305,146	294,570	7,032	-40%	-50%
Minnesota	1,570	9	519,529	493,036	6,926	45%	-59%

26 - 51

	Average over last 7 days		Total Since 22 Jan			Change from 14d Ago in 14 day avg of daily new	
	New Confirmed	New Deaths	Total Confirmed	Estimated Recovered	Total Deaths	Confirmed	Deaths
Colorado	1,223	4	462,081	439,231	6,107	22%	-27%
Kentucky	597	32	426,876	412,282	6,090	-23%	194%
Iowa	544	8	351,402	338,524	5,743	15%	-53%
Arkansas	174	9	330,398	322,155	5,626	-41%	-52%
Nevada	291	7	303,762	294,869	5,249	-33%	-36%
Washington	998	7	364,486	346,765	5,247	28%	-37%
Oklahoma	318	15	438,364	428,563	4,953	-38%	-35%
Kansas	206	5	303,940	296,193	4,870	-21%	267%
New Mexico	197	4	191,652	184,970	3,937	-9%	-45%
West Virginia	417	8	141,738	133,658	2,676	38%	-57%
Rhode Island	360	2	137,329	129,565	2,619	5%	-43%
Oregon	376	2	165,012	157,905	2,383	18%	-65%
Nebraska	344	2	209,346	203,034	2,180	15%	34%
Utah	415	6	385,641	377,658	2,122	-17%	4%
Idaho	285	1	180,536	174,499	1,962	-2%	-54%
South Dakota	198	2	117,759	113,031	1,935	31%	-9%
Delaware	283	3	94,802	89,564	1,559	-1%	-43%
North Dakota	156	0	103,091	99,786	1,498	48%	-33%
Montana	127	1	104,552	101,047	1,437	-3%	78%
New Hampshire	379	1	84,176	78,129	1,238	42%	33%
DC	131	2	44,513	41,747	1,064	-15%	-5%
Maine	219	2	50,504	46,848	743	17%	-10%
Wyoming	60	1	56,310	54,749	700	3%	-36%
Hawaii	111	1	30,754	28,934	463	39%	20%
Alaska	138	0	62,797	60,551	313	3%	50%
Vermont	178	1	19,275	16,879	227	34%	0%

*Change from 14d ago:
Compares 14d-avgs. of Daily New Cases/Deaths
today with 14d-avgs. from 14d ago

Estimated Recovered: Cases 14d ago - Deaths today

Only 4 states recorded an increase in 14-day average new deaths since the beginning of March:
Kentucky (+186%), Montana (+41%), West Virginia (+26%), New Hampshire (+3%)

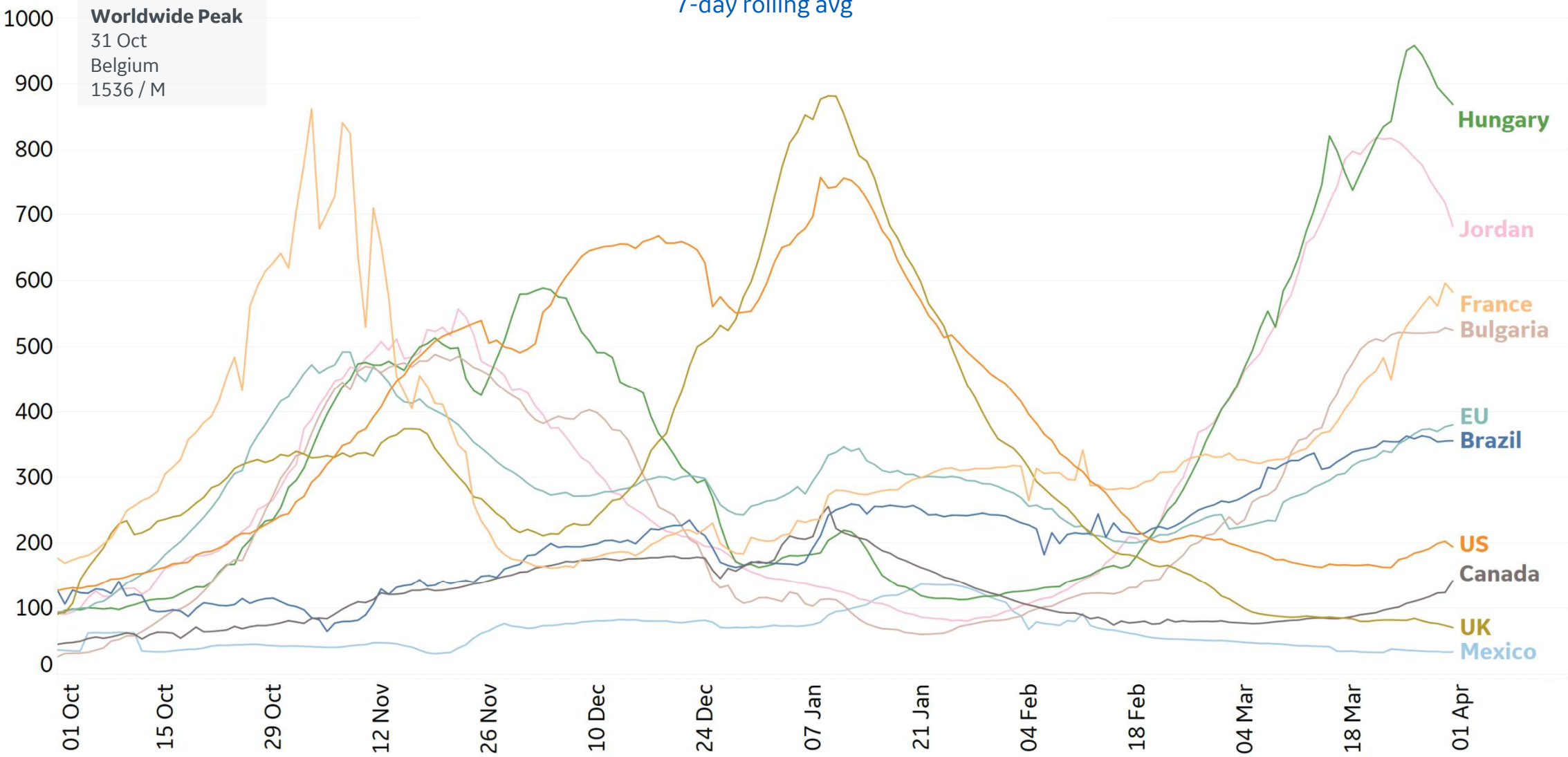
Sorted by Raw Total Deaths

N/As due to states revising and updating case counts



New Confirmed Cases in Select Countries

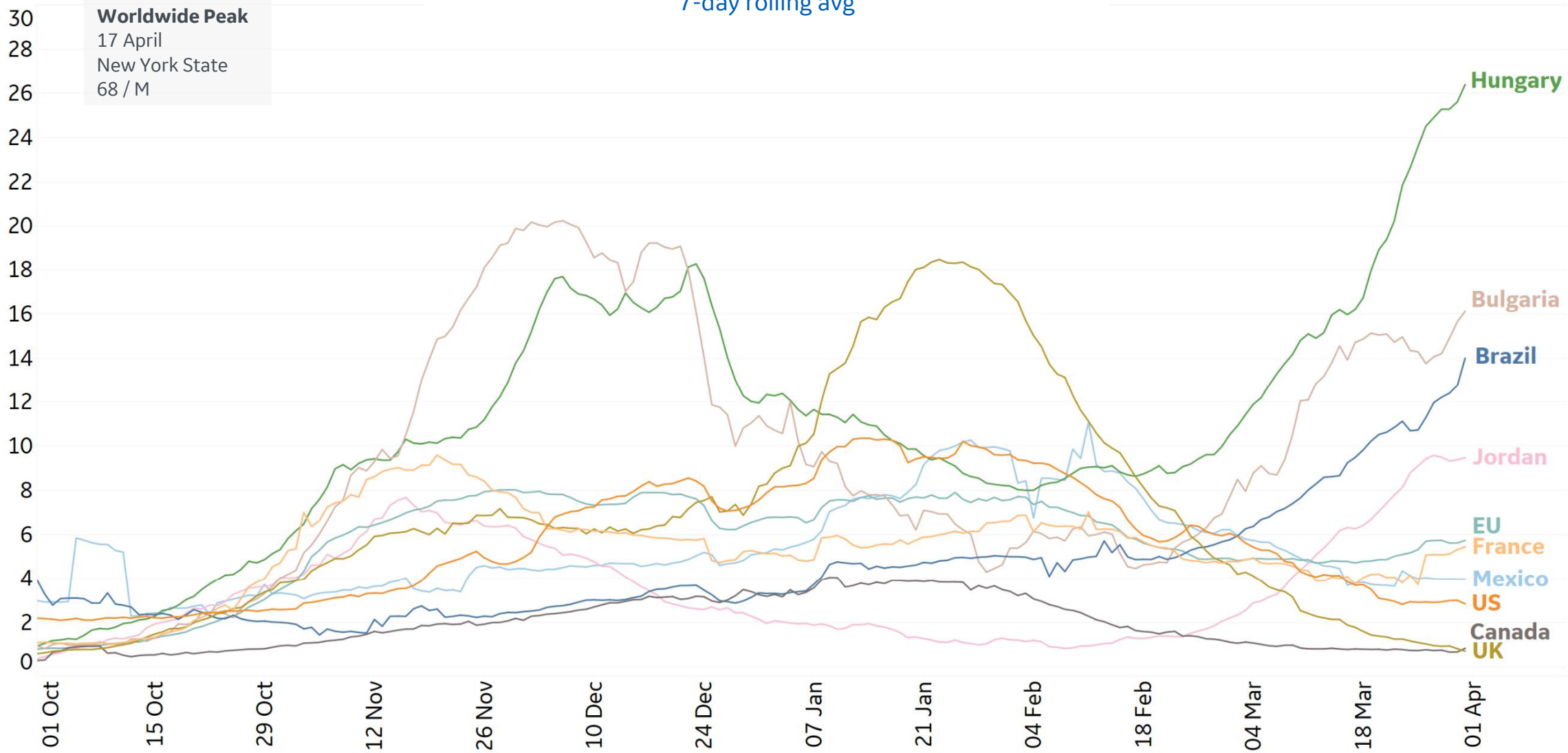
Daily New Confirmed Cases / 1M
7-day rolling avg





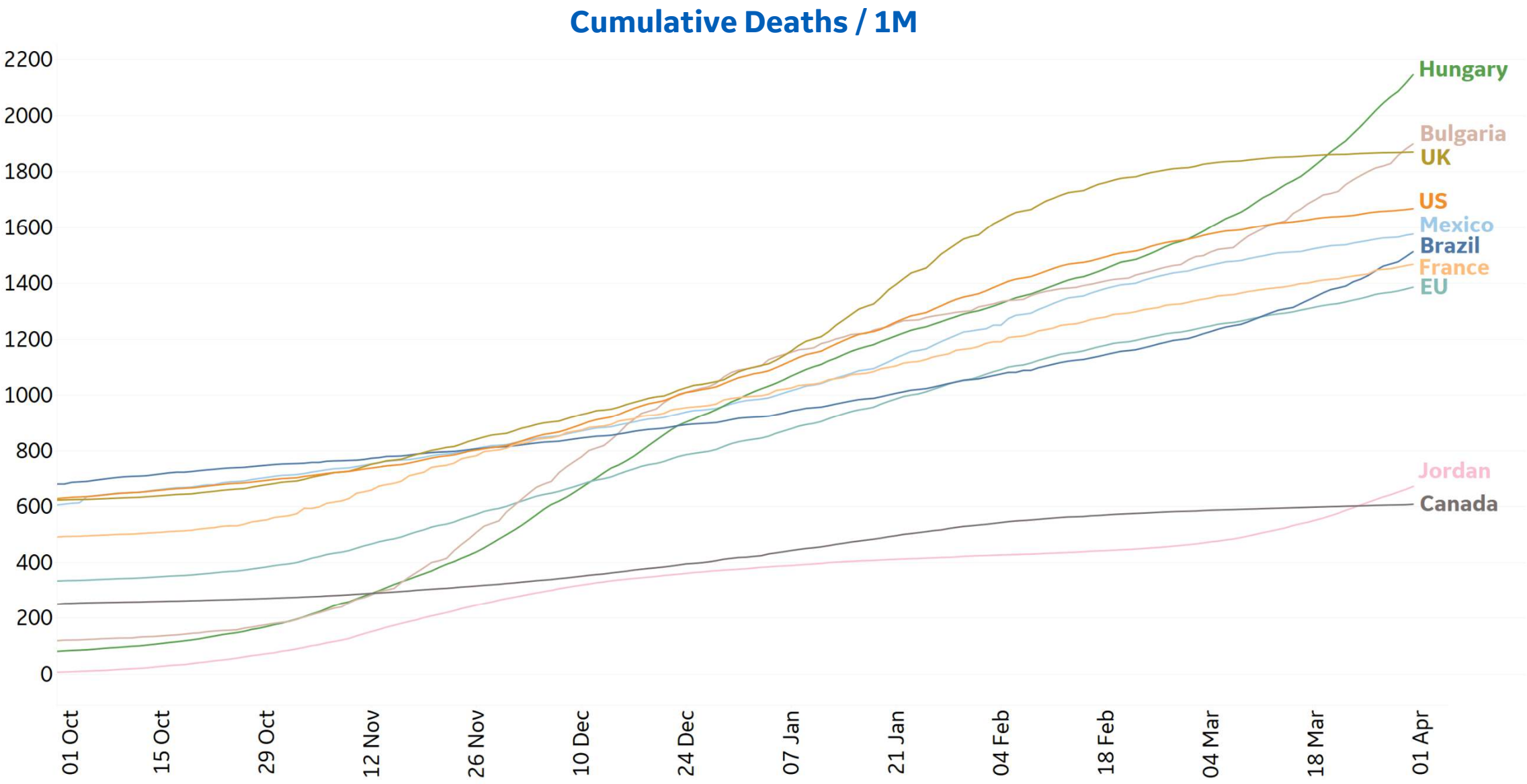
New Deaths in Select Countries

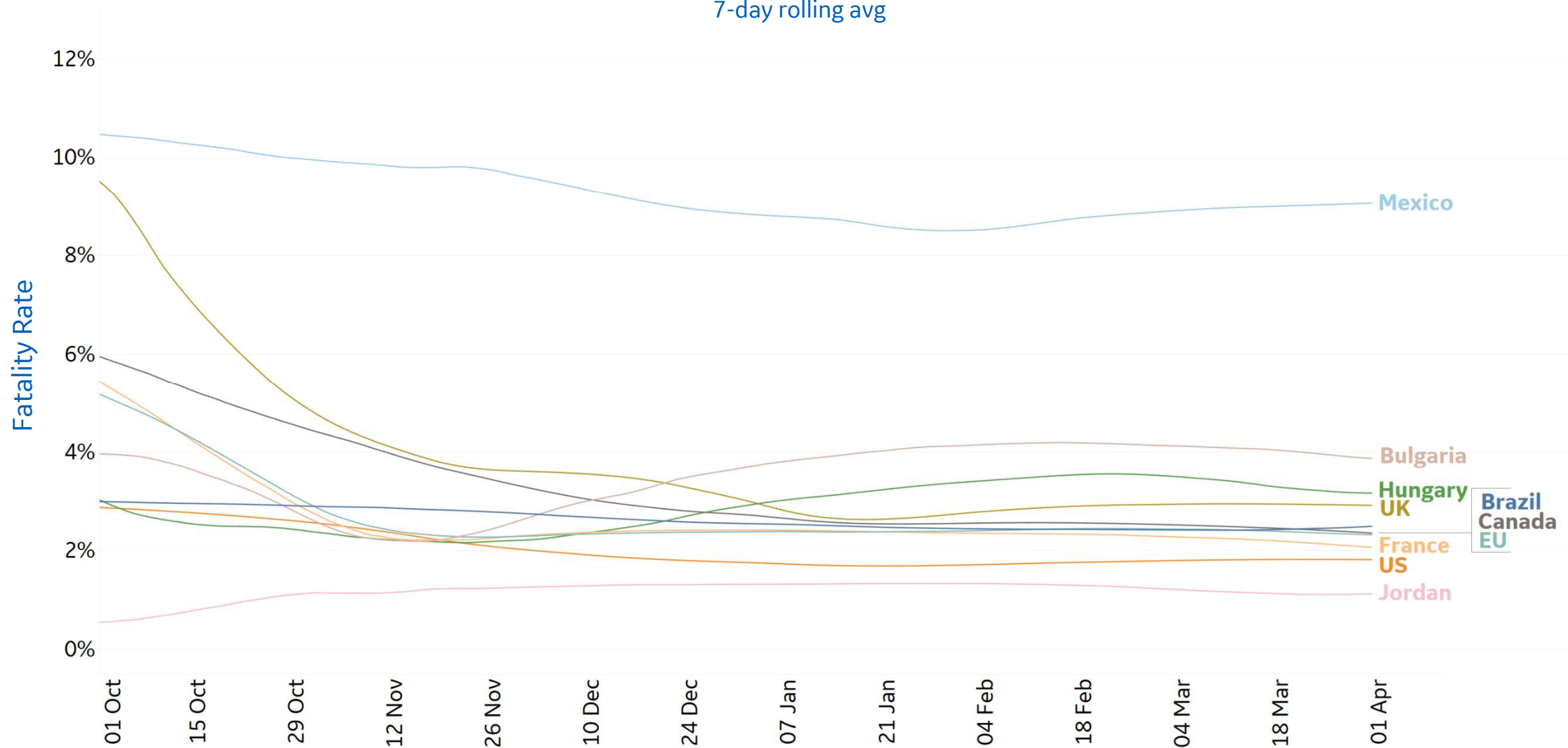
Daily New Deaths / 1M
7-day rolling avg





Cumulative Deaths in Select Countries





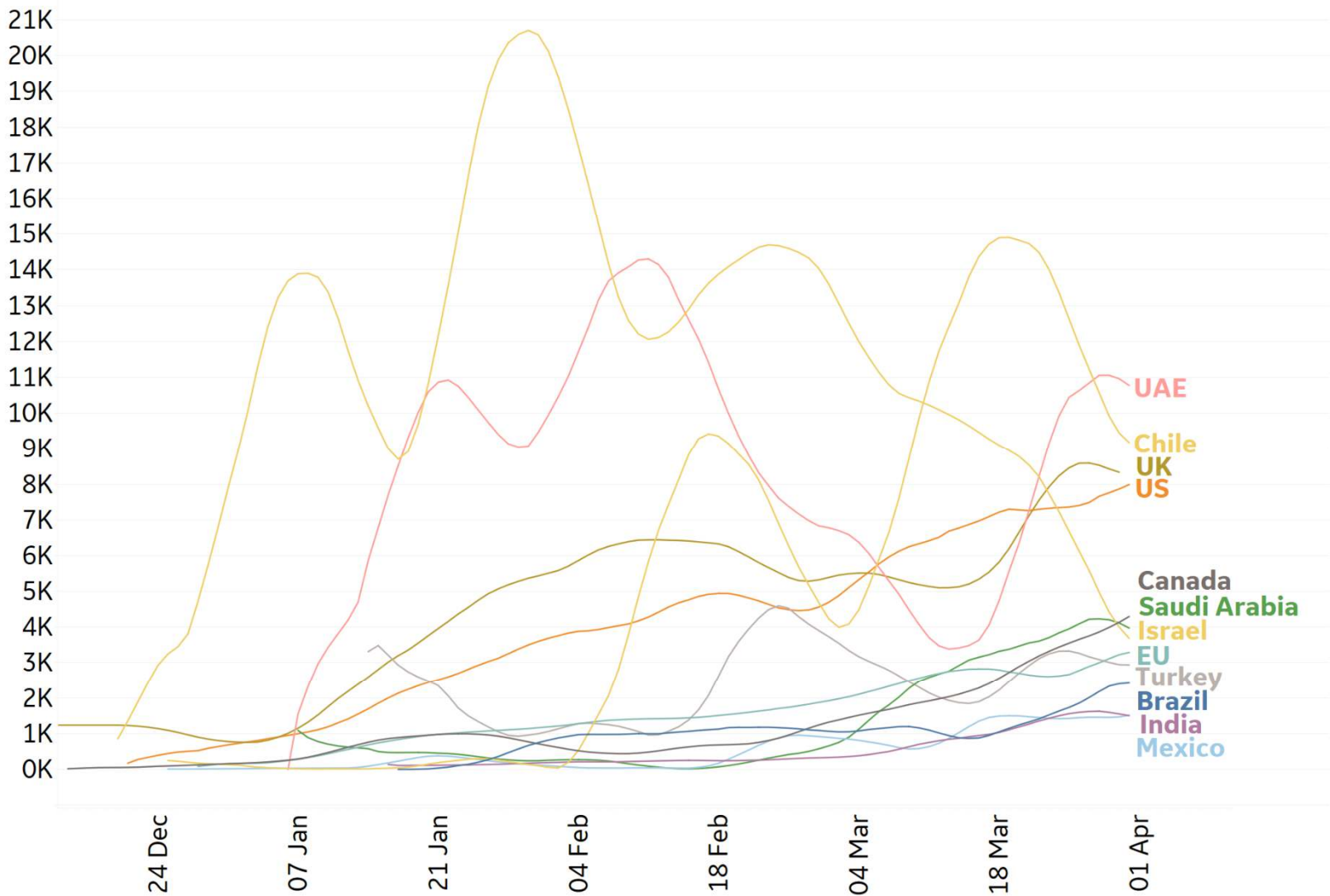


Daily & Total Vaccinations, Select Countries



Select countries with data available

Daily New Vaccinations / 1M, 7-day avg



	Total Vax per 1M	% of Population FULLY Vaccinated
Israel	1,158,798	55.3%
UAE	840,054	
Chile	547,273	19.2%
UK	515,777	6.1%
US	453,994	16.5%
Hungary	295,347	8.1%
Turkey	187,752	8.1%
Spain	171,858	5.8%
Italy	168,690	5.3%
EU	165,252	4.9%
Germany	164,383	5.0%
Portugal	164,062	4.7%
Canada	150,770	1.8%
Saudi Arabia	126,817	
Brazil	90,121	2.0%
Mexico	60,893	0.7%
India	47,187	0.7%

*Total Vax and % Fully Vaccinated use most current reported data per country



US State Vaccinations to Date



State	% Fully Vaccinated	% Rec'd at Least 1 Dose	Population
New Mexico	23.5%	38.1%	2,096,829
South Dakota	22.4%	34.8%	884,659
Alaska	22.3%	34.0%	731,545
Rhode Island	20.9%	33.0%	1,059,361
Connecticut	20.4%	35.4%	3,565,287
North Dakota	20.3%	32.3%	762,062
Maine	19.7%	34.3%	1,344,212
Iowa	19.3%	30.8%	3,155,070
Montana	19.2%	30.6%	1,068,778
Massachusetts	19.0%	34.3%	6,892,503
Hawaii	19.0%	31.8%	1,415,872
Vermont	18.9%	33.5%	623,989
Minnesota	18.8%	31.5%	5,639,632
West Virginia	18.8%	30.0%	1,792,147
Nebraska	18.7%	30.8%	1,934,408
New Jersey	18.7%	33.2%	8,882,190
Wisconsin	18.5%	31.8%	5,822,434
Wyoming	18.2%	27.1%	578,759
Washington	17.9%	29.8%	7,614,893
Oklahoma	17.8%	31.0%	3,956,971
New Hampshire	17.6%	30.5%	1,359,711
Colorado	17.5%	29.9%	5,758,736
Kentucky	17.4%	31.0%	4,467,673
Maryland	17.2%	31.2%	6,045,680
Virginia	17.1%	31.3%	8,535,519

16.2%
Total US population
fully vaccinated
(**161,999** per million)

28.9%
Total US population
having received
at least 1 dose
(**289,493** per million)

Fully vaccinated people are persons who
have received all doses required per vaccine

State	% Fully Vaccinated	% Rec'd at Least 1 Dose	Population
Arizona	17.1%	29.6%	7,278,717
Michigan	17.0%	28.6%	9,986,857
New York	16.9%	31.1%	19,453,561
Ohio	16.9%	29.1%	11,689,100
Kansas	16.9%	30.0%	2,913,314
Indiana	16.7%	25.3%	6,732,219
Oregon	16.7%	28.1%	4,217,737
Pennsylvania	16.6%	31.8%	12,801,989
Illinois	16.5%	31.0%	12,671,821
Idaho	16.5%	25.8%	1,787,065
North Carolina	16.4%	28.9%	10,488,084
Delaware	16.4%	31.0%	973,764
Louisiana	16.3%	26.2%	4,648,794
California	16.1%	30.7%	39,512,223
Nevada	16.0%	27.7%	3,080,156
Florida	15.8%	28.0%	21,477,737
Mississippi	15.2%	24.7%	2,976,149
Missouri	15.1%	25.6%	6,137,428
South Carolina	15.0%	27.3%	5,148,714
Arkansas	13.9%	26.1%	3,017,804
Tennessee	13.8%	25.1%	6,829,174
Texas	13.7%	25.8%	28,995,881
Alabama	13.4%	23.6%	4,903,185
Georgia	12.3%	23.7%	10,617,423
Utah	11.4%	25.4%	3,205,958

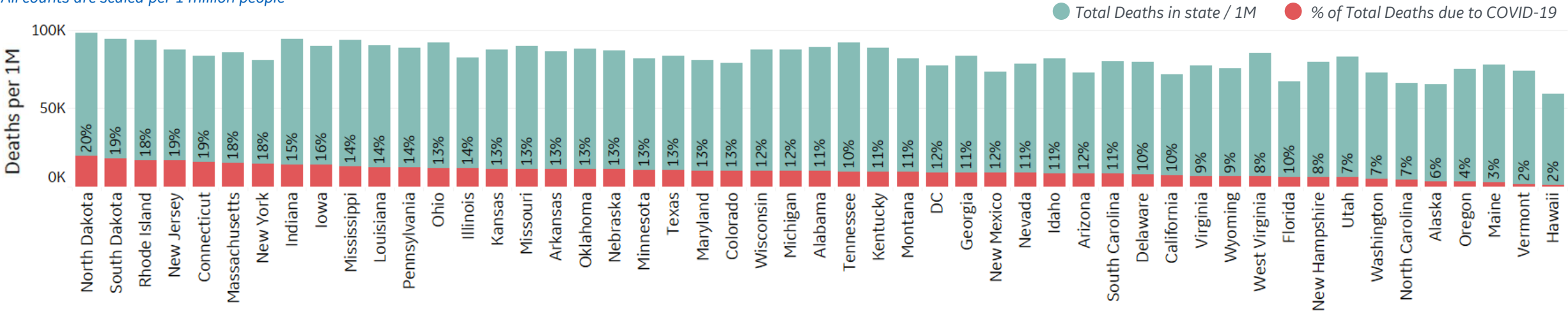


Feature: Excess Deaths in US States for 75 and Older Population

Updated 1 Apr 2021, 3:30 GMT 13

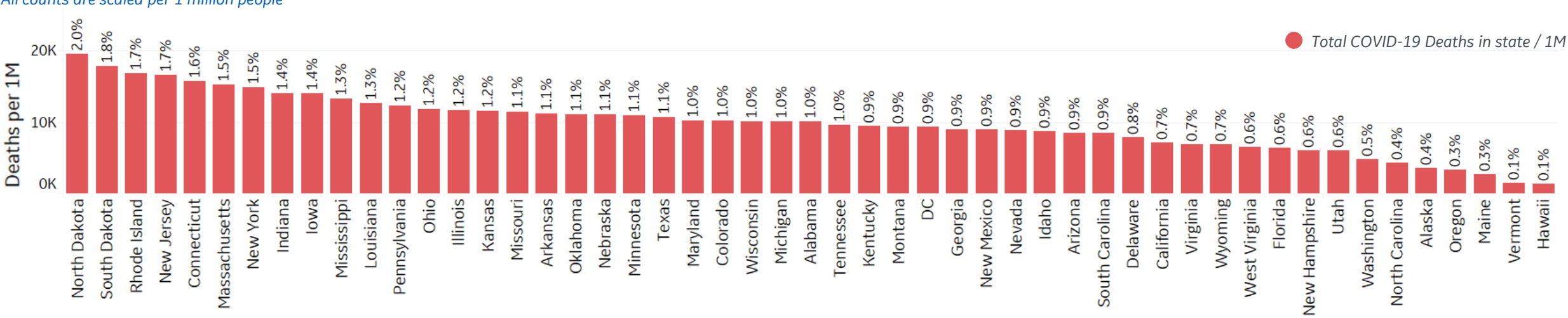
2020 Total Deaths by State and % of deaths due to COVID-19, 75+ Age Group

All counts are scaled per 1 million people



% of 75 or Older Population in Each State who Died of COVID-19 in 2020

All counts are scaled per 1 million people

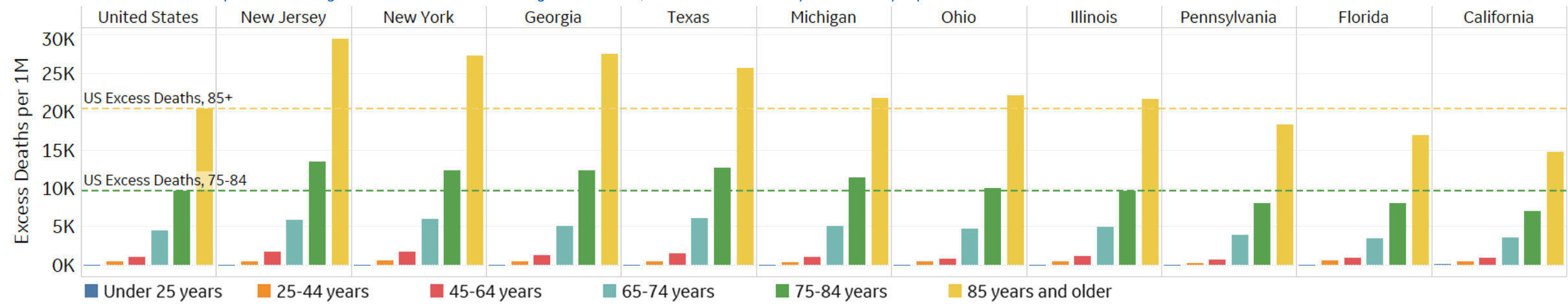




Feature: Excess Deaths by Age Cohort & Trend for those 75 and Older

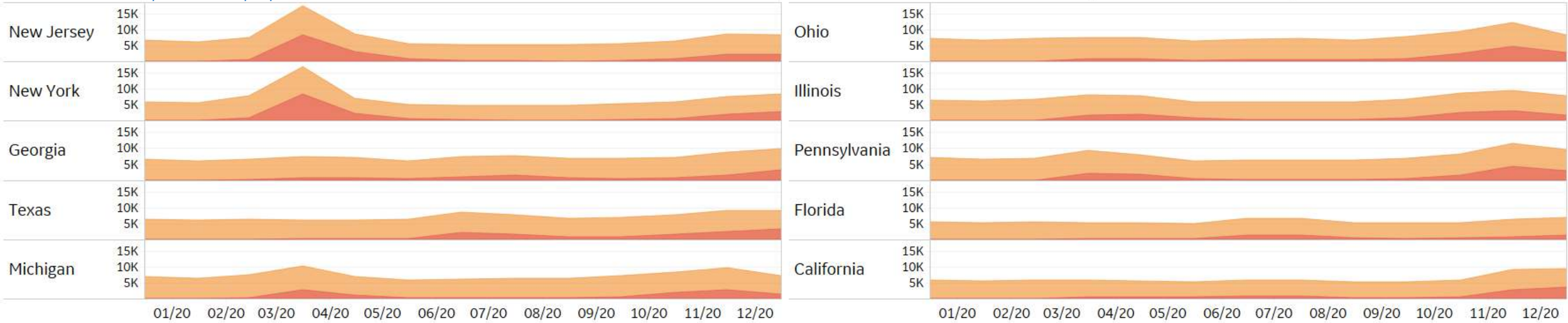
2020 Excess Deaths by Age Group, United States and Select States

Excess Deaths in 2020 are compared to average week-over-week deaths in years 2015-19; All counts are scaled per 1 million people



2020 Monthly COVID-19 Deaths and Total Deaths, 75+ Age Group

All counts are scaled per 1 million people



Sources: Weekly deaths by state and age via CDC COVID-19 Tracker; State populations by age via United States Census Bureau



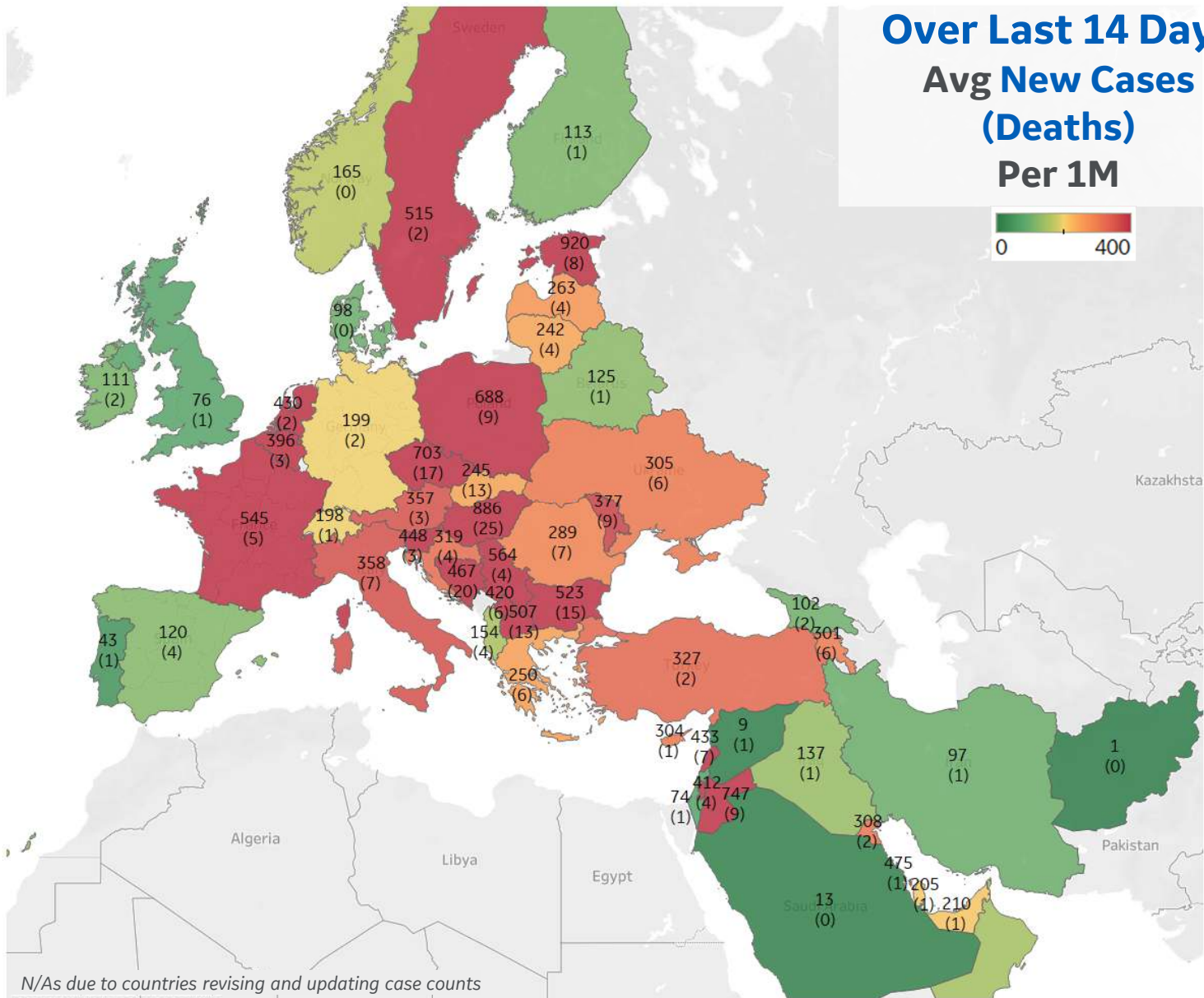
Per 1M in Region

	Today	Change
Active Cases	19,854	+0.9%
Confirmed	337 new	+0.7%
Deaths	4 new	+0.4%
Recovered	162 new	+0.6%

Most Daily New Cases / 1M

Estonia	920
Hungary	886
Jordan	747
Czechia	703
Poland	688
Serbia	564
France	545
Bulgaria	523
Sweden	515
North Macedonia	507

* Excludes regions with population < 1M



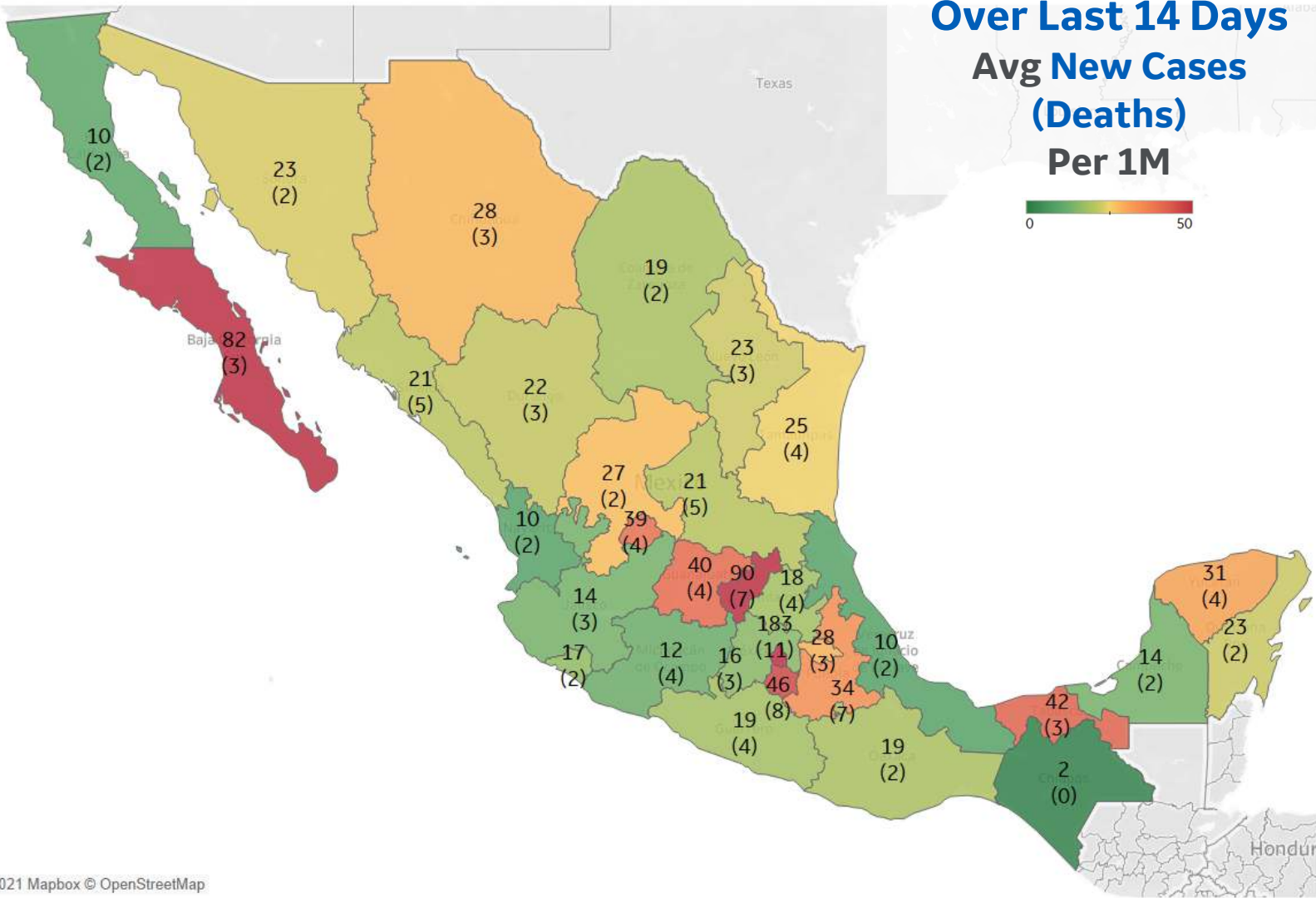


Per 1M in Region

	Today	Change
Active Cases	2,097	+2.0%
Confirmed	46 new	+0.3%
Deaths	4 new	+0.3%
Recovered	0 new	+0.0%

Most Daily New Cases / 1M

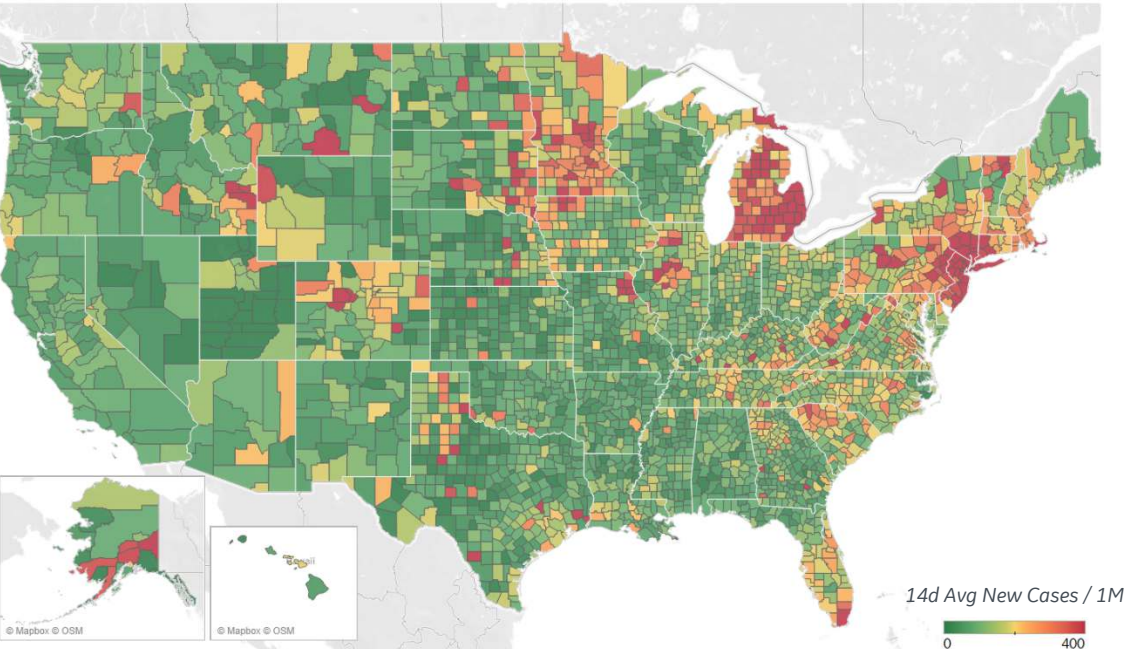
Distrito Federal	183
Querétaro	90
Baja California Sur	82
Morelos	46
Tabasco	42
Guanajuato	40
Aguascalientes	39
Nacional	34
Puebla	34
Yucatán	31





US Counties: Recent Cases and Deaths

Average New Cases per 1M Over Last 14 Days

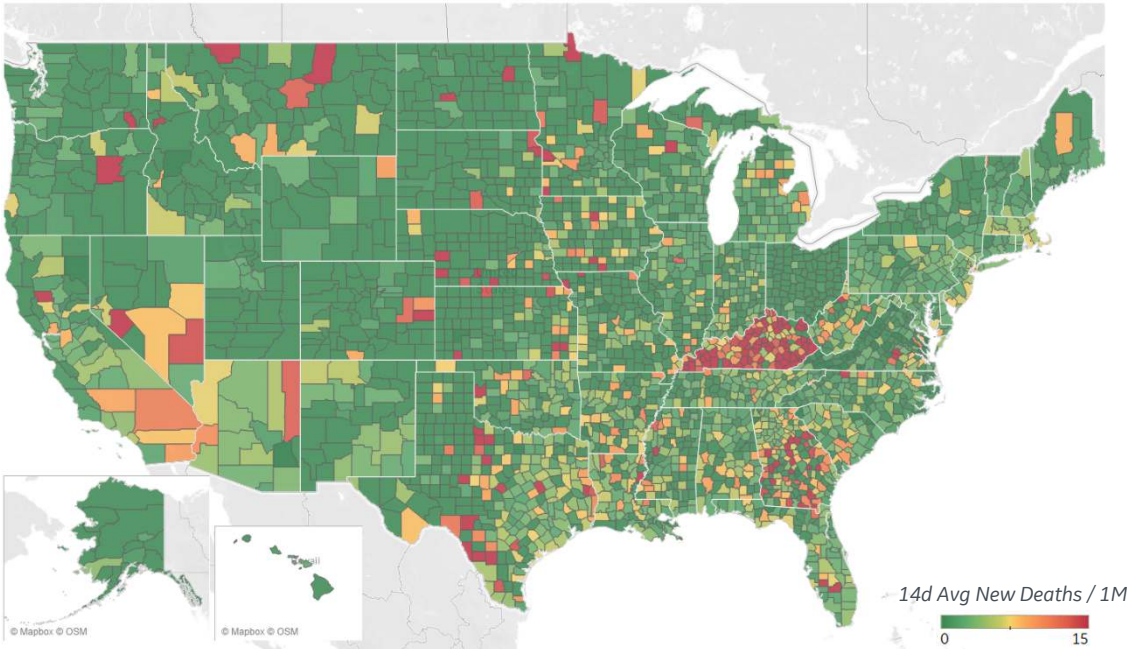


Top 10 by New Confirmed

Avg New Confirmed Cases / 1M

Macomb County, MI	775
Monmouth County, NJ	612
Orange County, NY	594
Hudson County, NJ	557
Ocean County, NJ	552
Passaic County, NJ	545
Genesee County, MI	538
Bergen County, NJ	530
Essex County, NJ	526
Oakland County, MI	505

Average New Deaths per 1M Over Last 14 Days



Top 10 by New Deaths

Avg New Deaths/ 1M

Jefferson County, KY	20
San Bernardino County, CA	11
Kern County, CA	9
Solano County, CA	9
San Joaquin County, CA	8
Riverside County, CA	8
Bristol County, MA	7
Wake County, NC	7
New York City*	7
Ocean County, NJ	7

Note: Lists includes counties
≥ 250K population

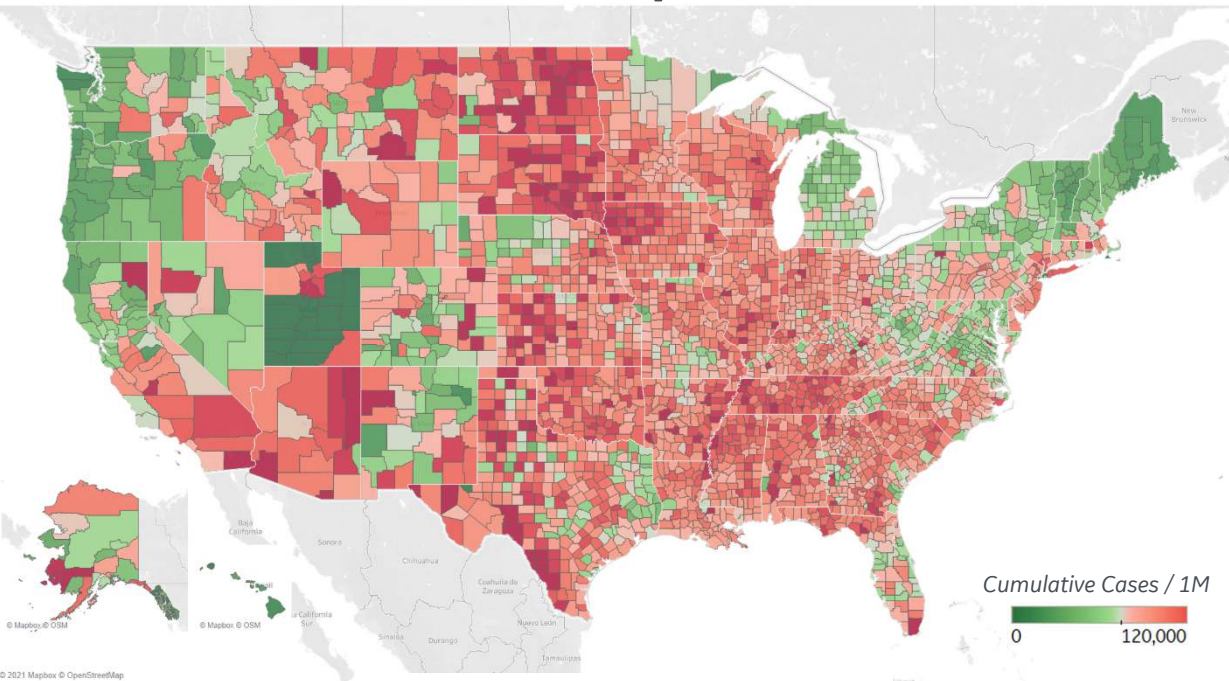


US Counties: Cumulative Cases and Deaths

Updated 1 Apr 2021, 3:30 GMT

18

Confirmed **Cases** per 1M to date

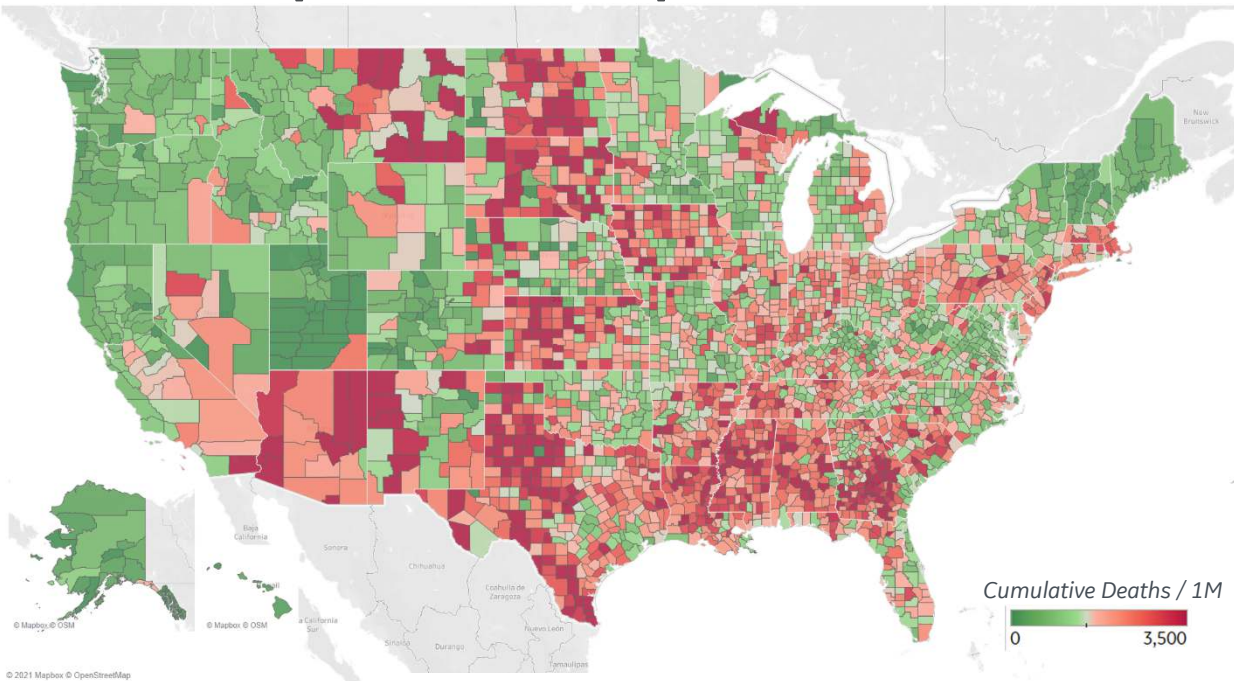


Top 10 Counties

Total Confirmed Cases / 1M

Miami-Dade County, FL	163,958
Lubbock County, TX	156,377
Webb County, TX	155,802
El Paso County, TX	154,301
Utah County, UT	146,097
Providence County, RI	138,962
Rockland County, NY	133,783
San Bernardino County, CA	133,460
Greenville County, SC	132,589
Passaic County, NJ	128,441

Reported **Deaths** per 1M to date



Top 10 Counties

Total Reported Deaths / 1M

New York City*	5,810
Cameron County, TX	3,672
Passaic County, NJ	3,565
Essex County, NJ	3,499
Union County, NJ	3,343
Ocean County, NJ	3,296
Hidalgo County, TX	3,184
Hudson County, NJ	3,160
Hampden County, MA	3,101
El Paso County, TX	3,028

* New York City counties aggregated into one reporting area

Note: Lists includes counties $\geq 250K$ population



Per 1M in Region

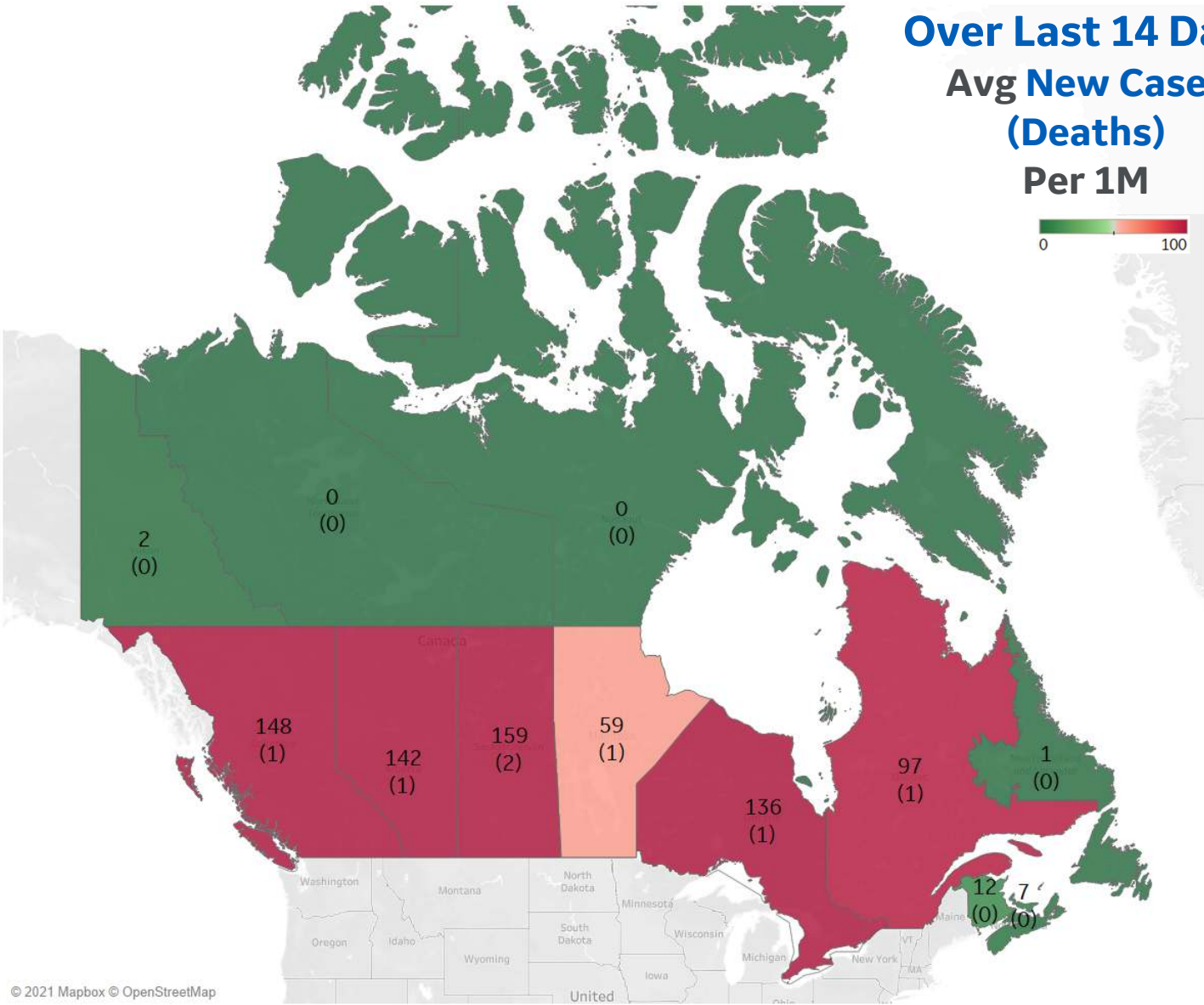

	Today	Change
Active Cases	1,252	+6.2%
Confirmed	231 new	+0.9%
Deaths	2 new	+0.3%
Recovered	156 new	+0.6%

Most Daily New Cases / 1M

Saskatchewan	159
British Columbia	148
Alberta	142
Ontario	136
Quebec	97
Manitoba	59

* Excludes regions with population < 1M

Over Last 14 Days Avg New Cases (Deaths) Per 1M





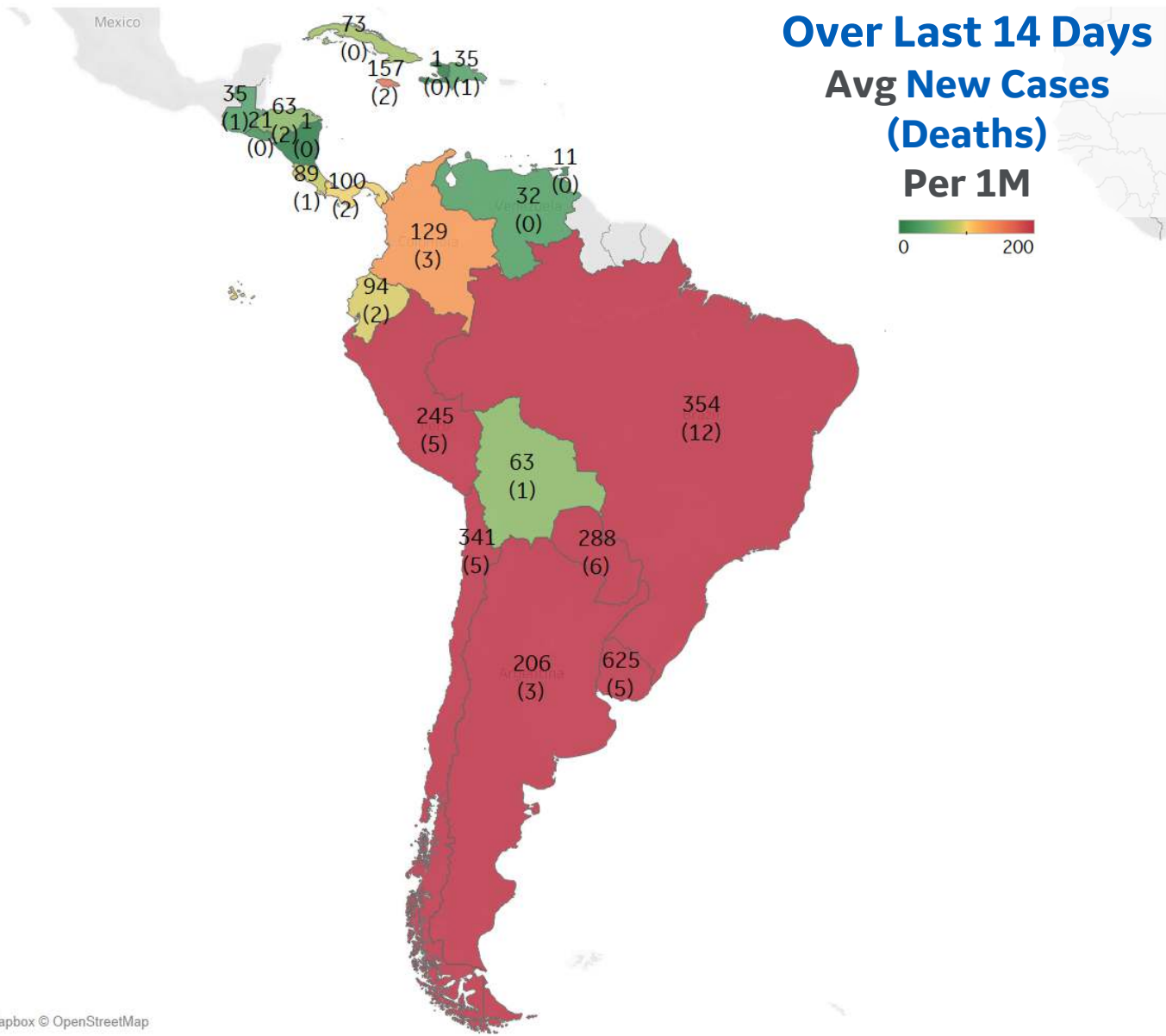
Per 1M in Region

	Today	Change
Active Cases	3,681	+0.2%
Confirmed	286 new	+0.7%
Deaths	9 new	+0.8%
Recovered	270 new	+0.7%

Most Daily New Cases / 1M

Uruguay	625
Brazil	354
Chile	341
Paraguay	288
Peru	245
Argentina	206
Jamaica	157
Colombia	129
Panama	100
Ecuador	94

* Excludes regions with population < 1M





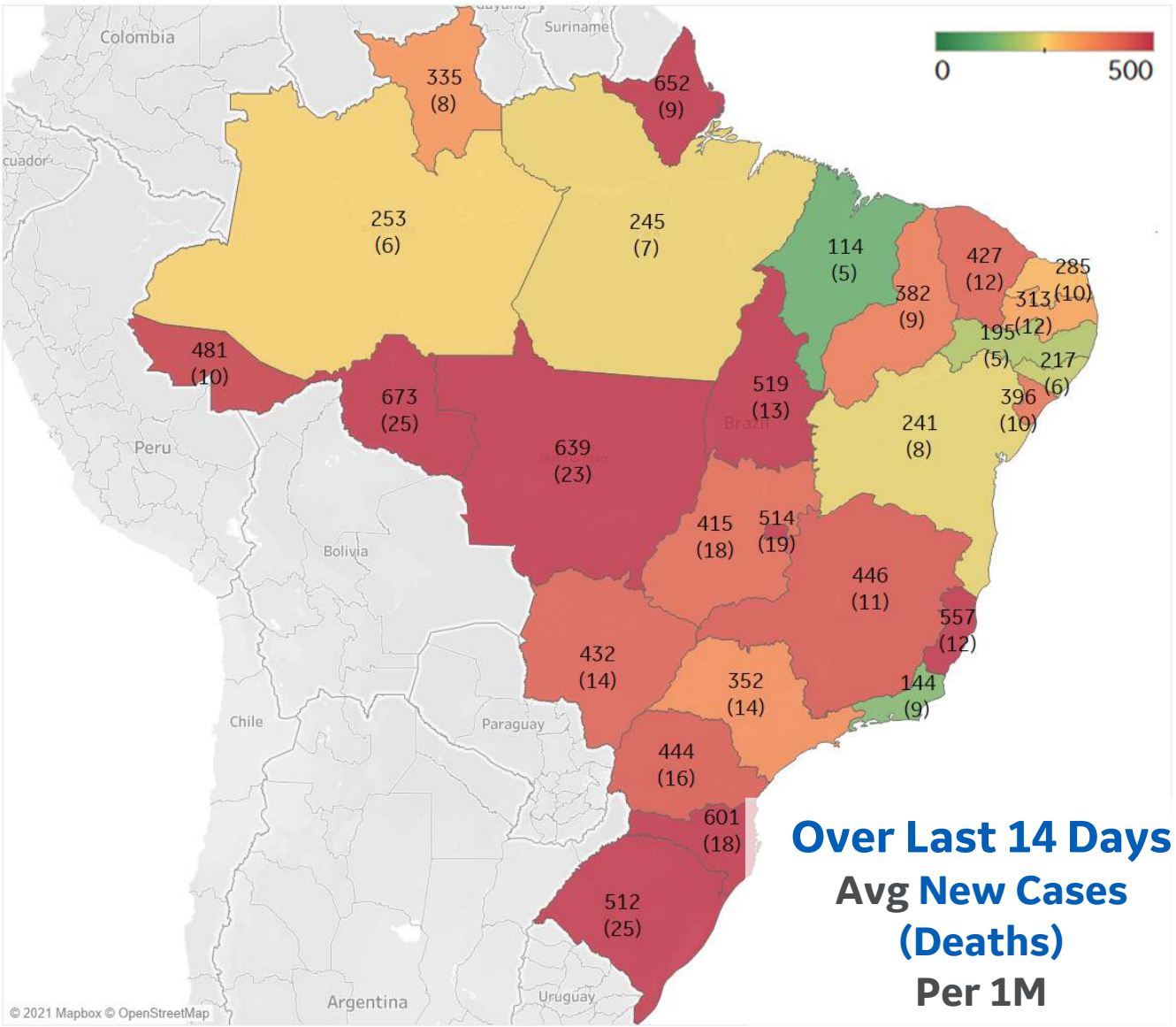
Per 1M in Region

	Today	Change
Active Cases	5,861	-0.7%
Confirmed	426 new	+0.7%
Deaths	18 new	+1.2%
Recovered	452 new	+0.9%

Most Daily New Cases / 1M

Rondônia	673
MatoGrosso	639
Santa Catarina	601
Espírito Santo	557
Tocantins	519
Distrito Federal	514
Rio Grande do ..	512
Minas Gerais	446
Paraná	444
MatoGrosso do ..	432

* Excludes regions with population < 1M





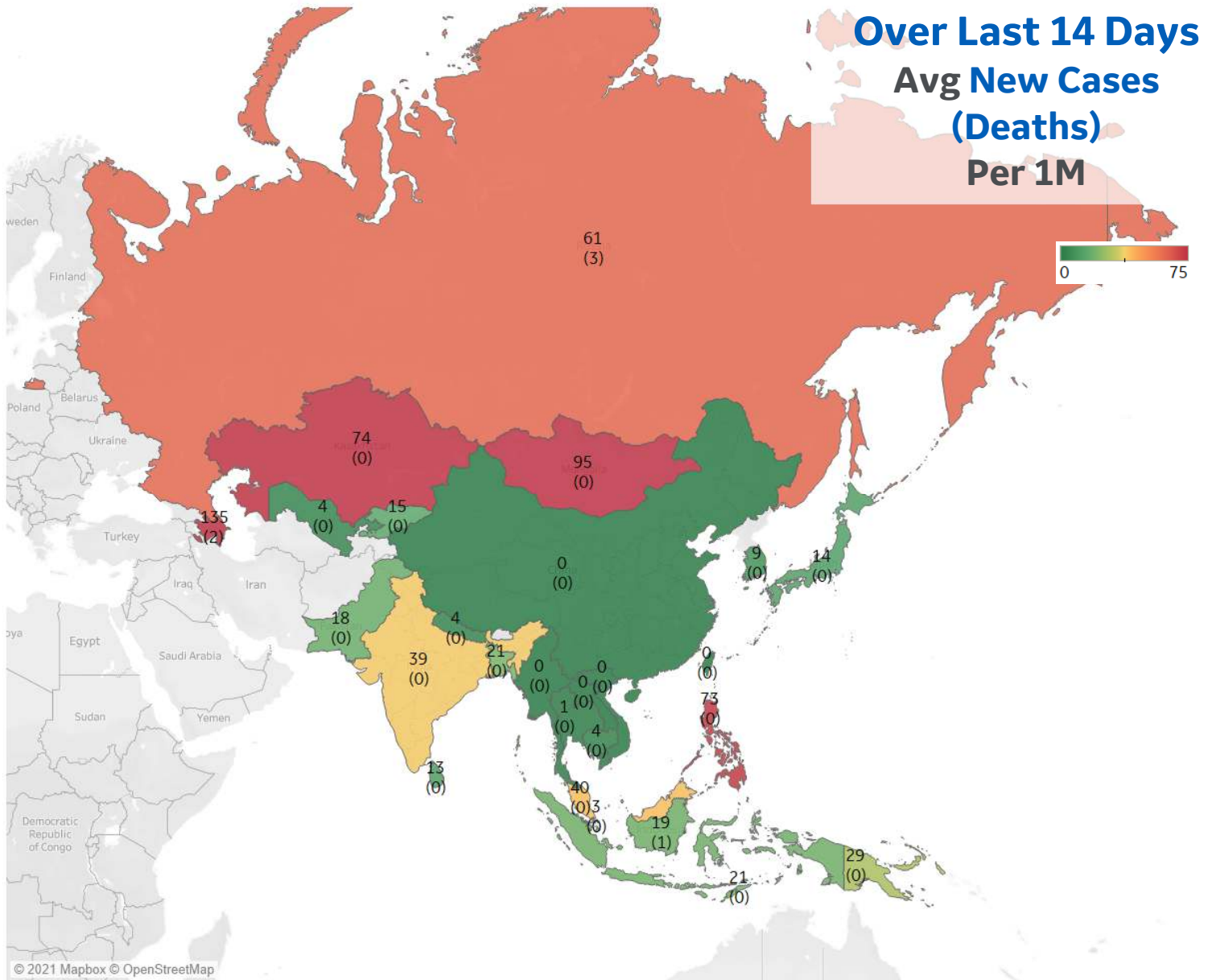
Per 1M in Region

	Today	Change
Active Cases	309	+3.5%
Confirmed	26 new	+0.5%
Deaths	0.3 new	+0.4%
Recovered	16 new	+0.3%

Most Daily New Cases / 1M

Azerbaijan	135
Mongolia	95
Kazakhstan	74
Philippines	73
Russia	61
Malaysia	40
India	39
Papua New Guin..	29
Bangladesh	21
Timor-Leste	21

* Excludes regions with population < 1M



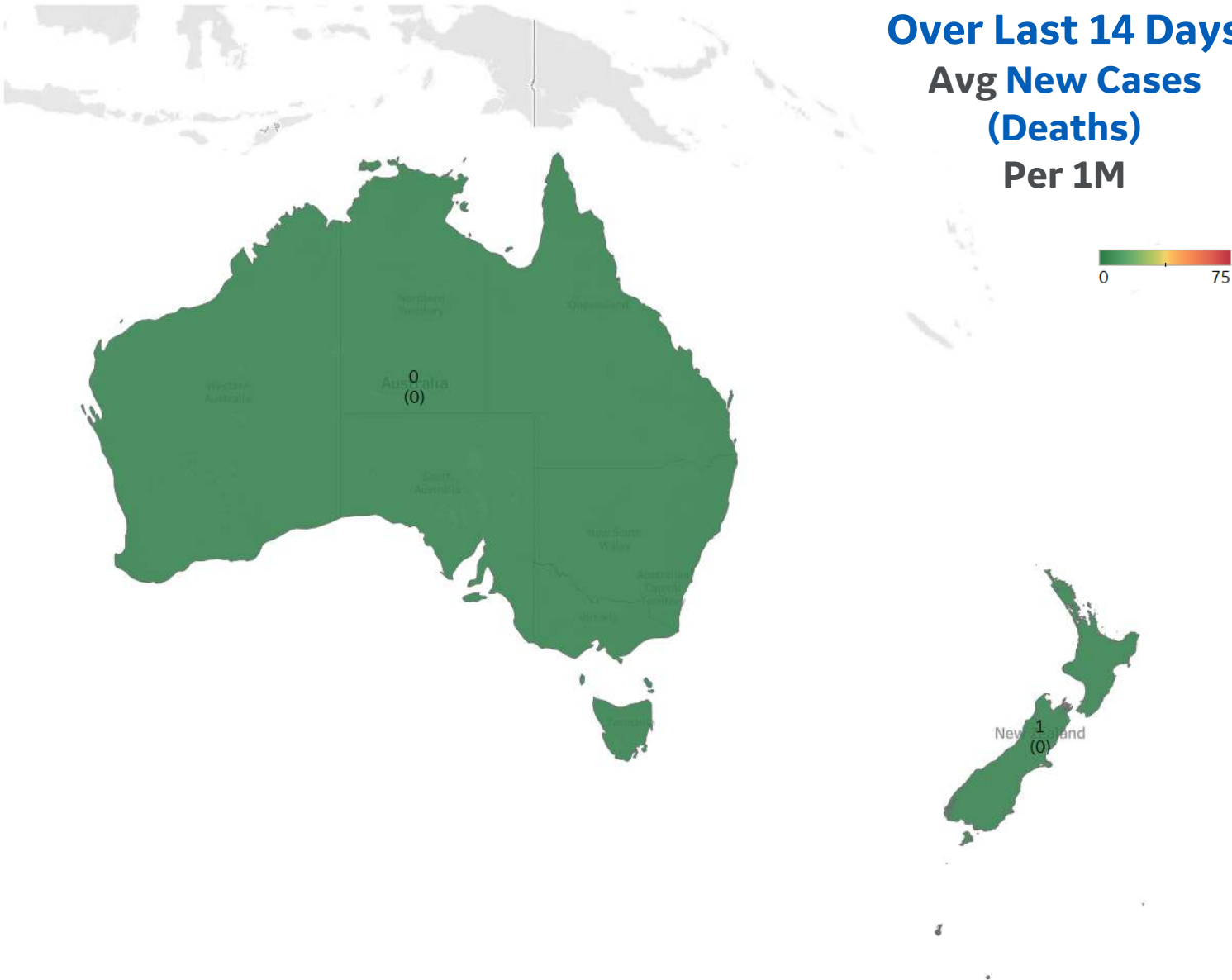


Per 1M in Region

	Today	Change
Active Cases	175	+0%
Confirmed	1 new	+0.1%
Deaths	0 new	+0%
Recovered	0 new	+0%

Most Daily New Cases / 1M

New Zealand	1
Australia	0





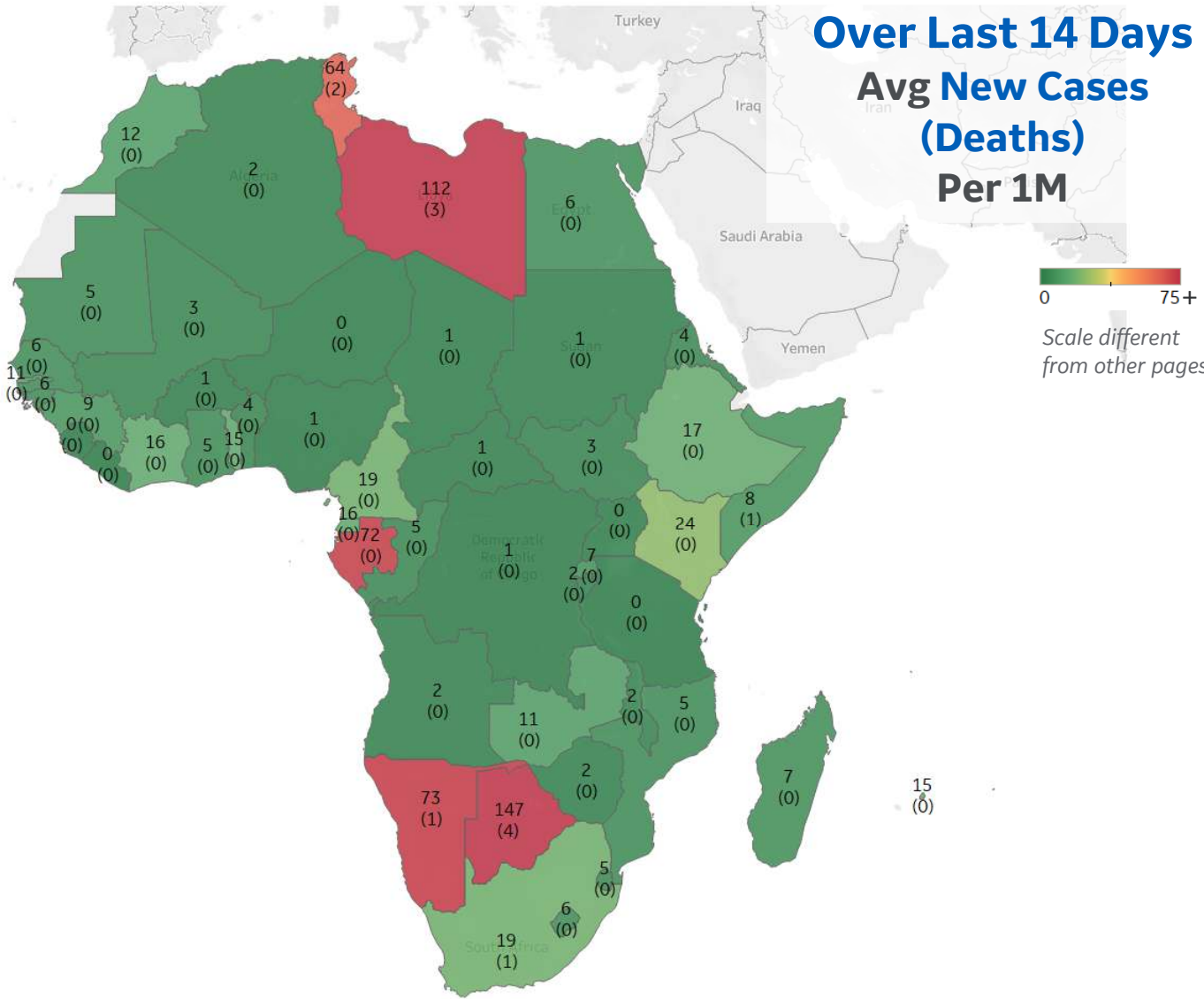
Per 1M in Region

	Today	Change
Active Cases	231	+1.1%
Confirmed	10 new	+0.3%
Deaths	0.2 new	+0.2%
Recovered	7 new	+0.2%

Most Daily New Cases / 1M

Botswana	147
Libya	112
Namibia	73
Gabon	72
Tunisia	64
Kenya	24
Cameroon	19
South Africa	19
Ethiopia	17
Cote d'Ivoire	16

* Excludes regions with population < 1M





Sources



*** Per 1M = Per 1 Million Population unless otherwise noted*

Johns Hopkins Coronavirus Resource Center:

<https://coronavirus.jhu.edu/map.html>

Worldometer Coronavirus Reporting:

<https://www.worldometers.info/coronavirus/>

Public Health England:

<https://www.gov.uk/government/publications/covid-19-track-coronavirus-cases>

US Department of Homeland Security, Homeland Infrastructure Foundation-Level Data:

<https://hifld-geoplatform.opendata.arcgis.com/datasets/hospitals>

National Health Commission of the PRC:

<http://www.nhc.gov.cn/xcs/yqtb/202003/bf66696029ba420098164607240074f8.shtml>

CDC, Severe Outcomes Among Patients with Coronavirus Disease 2019 (COVID-19):

<https://www.cdc.gov/mmwr/volumes/69/wr/mm6912e2.htm>

Italian Department of Civil Protection, COVID Monitoring:

<http://opendatadpc.maps.arcgis.com/apps/opsdashboard/index.html#/b0c68bce2cce478eaac82fe38d4138b1>

The COVID Tracking Project:

<https://covidtracking.com/data/>

UK Office for National Statistics:

<https://www.ons.gov.uk/peoplepopulationandcommunity/birthsdeathsandmarriages/deaths/bulletins/deathsregisteredweeklyinenglandandwalesprovisional/weekending24april2020>

European Centre for Disease Prevention and Control:

<https://www.ecdc.europa.eu/en/publications-data/download-data-hospital-and-icu-admission-rates-and-current-occupancy-covid-19>

Secretary of Health, Mexico:

<https://www.gob.mx/salud/en>

Canada Regional Data:

<https://health-infobase.canada.ca/covid-19/epidemiological-summary-covid-19-cases.html#fn1>

Canada Regional Populations (Q4 2019):

<https://www150.statcan.gc.ca/t1/tbl1/en/tv.action?pid=1710000901>

CDC COVID Data Tracker:

<https://covid.cdc.gov/covid-data-tracker/#vaccinations>

Worldwide Survival Rate, last 30d calculation =

$$\frac{[(Total\ Confirmed - Total\ Confirmed\ 30d\ ago) - (Total\ Deaths - Total\ Deaths\ 30d\ ago)]}{(Total\ Confirmed - Total\ Confirmed\ 30d\ ago)}$$

US State Populations by Age Group:

<https://www.census.gov/data/tables/time-series/demo/popest/2010s-state-detail.html>

Weekly counts of Deaths by Age Group:

<https://data.cdc.gov/NCHS/Weekly-counts-of-deaths-by-jurisdiction-and-age-gr/y5bj-9g5w/>