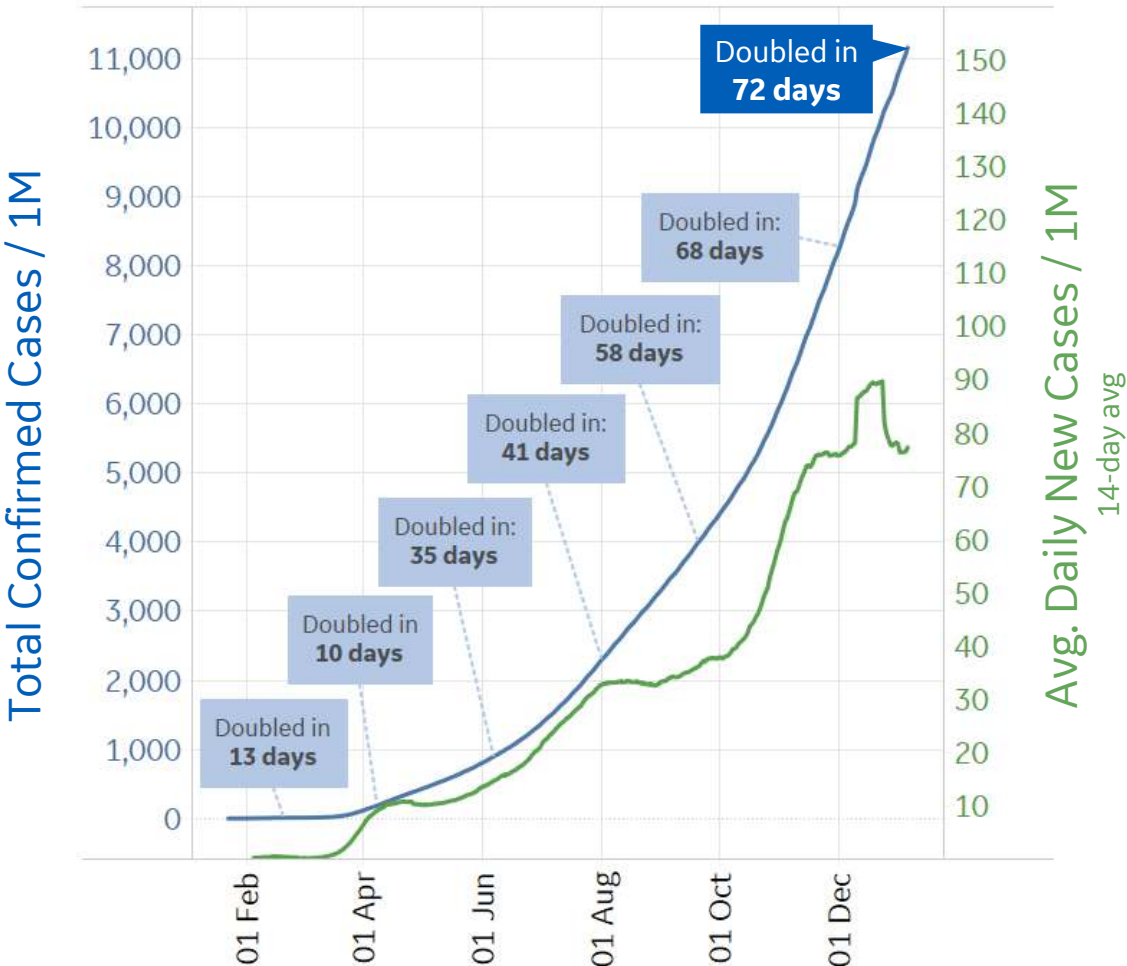




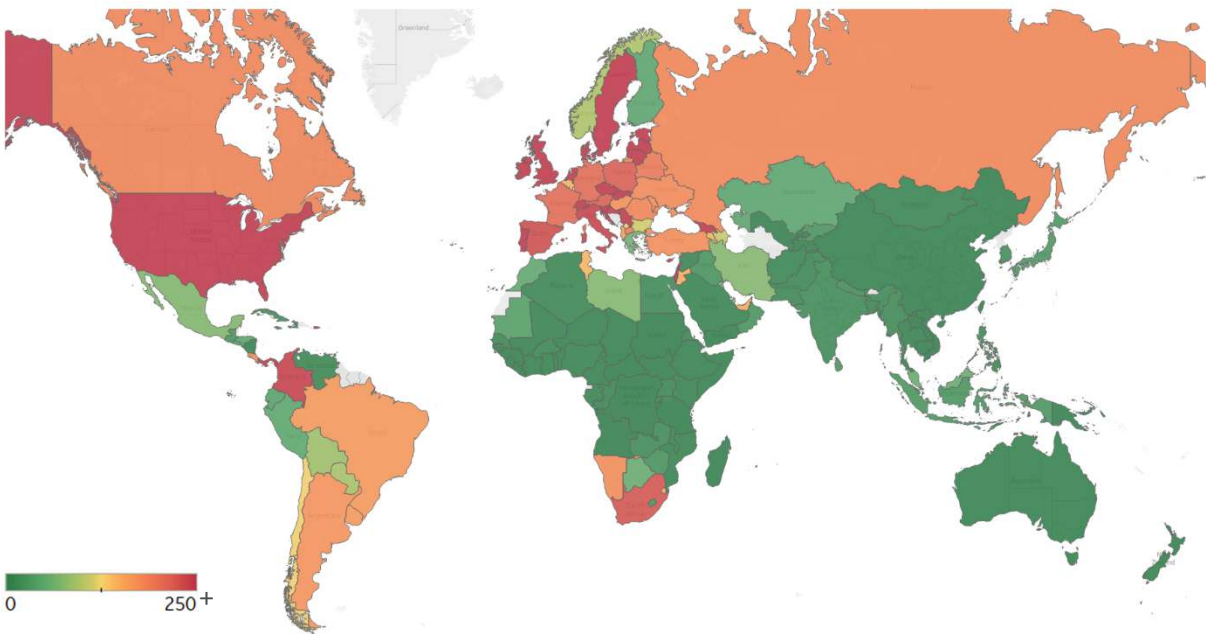
Global Confirmed & Active Cases

Trend since 22 Jan



Avg. Daily New Cases / 1M

Over the last 14 days



Per 1M:	New Today	Change from 30 days ago
Active	52	+61%
Confirmed	95	+29%
Deaths	2	+22%
Recovered	41	+12%
	To Date	Last 30 Days
Worldwide Survival Rate	97.8%	98.3%

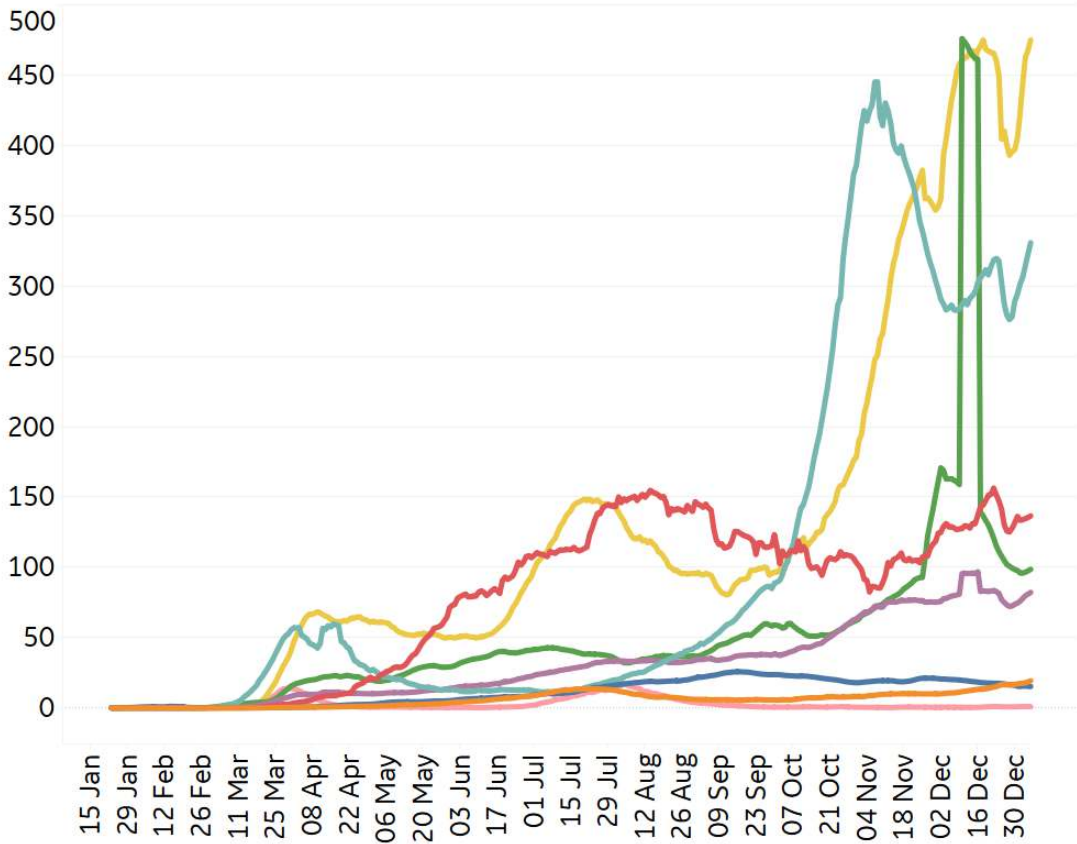


New Confirmed Cases & New Deaths

Key **World** **North America** **Europe** **Middle East** **Cent & South America** **Asia** **Africa** **Oceania**

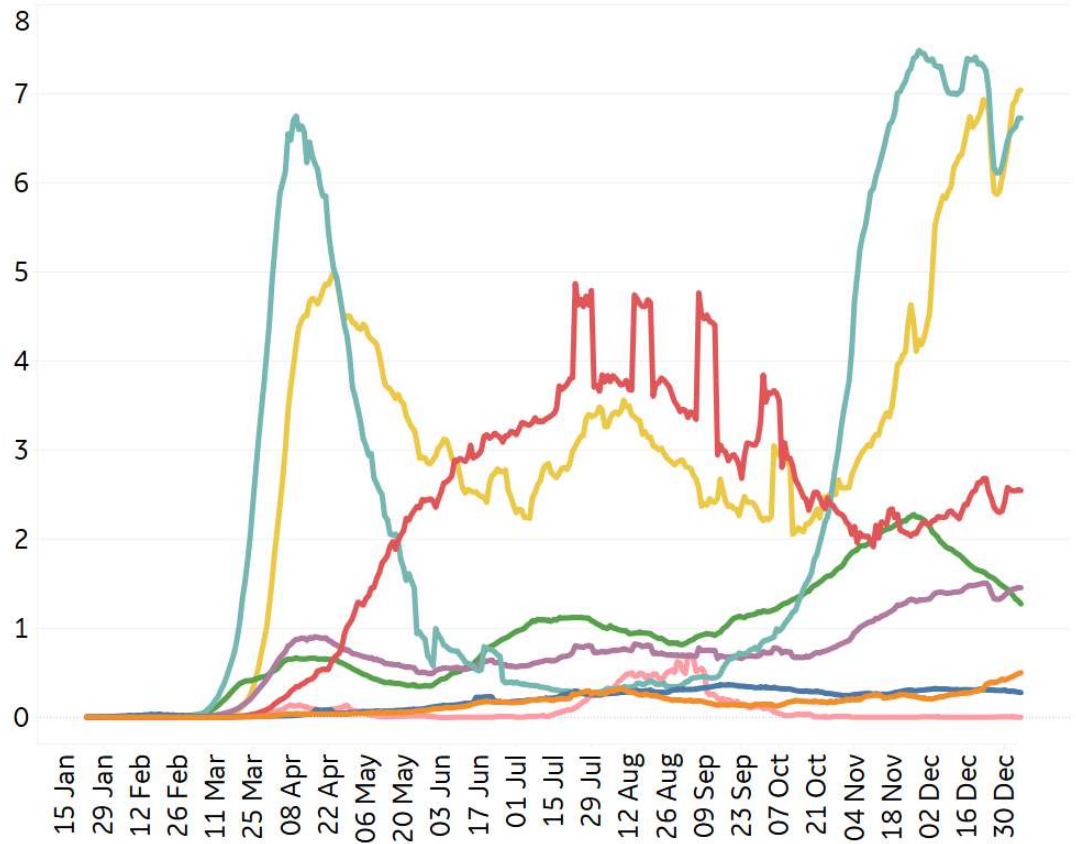
New Confirmed Cases / 1M

7-day rolling average



New Deaths / 1M

7-day rolling average



*Large jump in Middle East confirmed cases due to batched reporting of 823,225 new cases in **Turkey** on 10 Dec



Top 50 Countries: Per 1M



1 - 25

	Average over last 7 days		Total Since 22 Jan			Change from 14d Ago in 14 day avg of daily new	
	New Confirmed	New Deaths	Total Confirmed	Total Recovered	Total Deaths	Confirmed	Deaths
Belgium	140	6	56,321	N/A**	1,711	-32%	-23%
Slovenia	760	16	61,748	50,501	1,380	4%	-19%
Bos. and Herz.	128	8	34,562	24,221	1,284	-42%	-41%
Italy	270	8	36,083	25,407	1,262	-7%	-25%
North Macedo..	165	6	40,660	30,769	1,228	-43%	-40%
Peru	46	1	30,920	29,137	1,147	-15%	-27%
Czechia	993	13	70,934	58,445	1,145	47%	11%
Bulgaria	121	10	29,559	18,244	1,137	-57%	-41%
UK	826	10	40,991	N/A**	1,126	84%	28%
Spain	272	3	42,403	3,216	1,100	20%	-34%
US	662	8	63,583	N/A**	1,079	-6%	-5%
Hungary	180	12	34,131	18,278	1,043	-53%	-31%
Croatia	271	13	52,223	49,766	1,018	-60%	-17%
France	234	5	41,945	3,117	1,018	4%	-14%
Panama	712	10	60,205	47,763	982	18%	55%
Armenia	108	4	54,178	49,189	971	-49%	-32%
Argentina	191	2	36,790	32,450	969	26%	-32%
Brazil	166	3	36,745	32,908	930	-24%	-6%
Switzerland	388	9	53,842	36,697	926	-20%	-18%
Sweden	583	7	46,513	N/A**	890	-12%	-15%
Chile	143	2	32,595	30,811	878	32%	6%
Colombia	247	5	33,468	30,639	873	18%	26%
EU	285	7	36,099	17,018	863	-10%	-14%
Romania	187	5	33,699	30,246	841	-33%	-22%
Poland	234	8	35,156	28,507	780	-16%	-28%

26 - 50

	Average over last 7 days		Total Since 22 Jan			Change from 14d Ago in 14 day avg of daily new	
	New Confirmed	New Deaths	Total Confirmed	Total Recovered	Total Deaths	Confirmed	Deaths
Moldova	144	5	36,421	33,404	761	-44%	-22%
Kosovo	110	2	28,360	23,508	734	-40%	-26%
Lithuania	798	34	54,916	29,986	733	-15%	115%
Austria	228	6	41,051	38,088	717	-20%	-40%
Portugal	512	7	42,816	34,238	715	14%	-9%
Netherlands	473	5	49,363	591	696	-12%	39%
Georgia	284	7	58,177	55,848	663	-54%	-23%
Slovakia	547	16	35,000	24,333	477	0%	72%
Ireland	720	2	22,950	4,732	462	390%	50%
Ukraine	159	4	25,547	17,717	456	-28%	-23%
Costa Rica	190	3	34,077	26,228	441	-4%	-4%
Israel	722	3	52,699	45,487	404	115%	76%
Serbia	286	5	39,971	N/A**	390	-44%	-13%
Jordan	139	2	29,530	27,543	386	-35%	-33%
Latvia	475	9	23,297	16,378	383	13%	54%
West Bank an..	241	5	31,334	27,254	329	-28%	-7%
Oman	32	0	25,413	23,970	294	-42%	-67%
Turkey	155	3	26,916	25,556	259	-82%	0%
Denmark	354	5	29,942	24,628	245	-28%	107%
Lebanon	432	2	28,681	19,866	224	59%	25%
Kuwait	65	0	35,599	34,605	220	-2%	-35%
Bahrain	153	0	55,240	53,605	207	44%	-71%
Estonia	395	4	22,578	15,459	194	2%	42%
Qatar	71	0	50,277	49,307	85	21%	-50%
Total World	82	1	11,154	6,256	241	-14%	-5%

*Change from 14d ago:
Compares 14d-avgs. of Daily New Cases/Deaths
today with 14d-avgs. from 14d ago

In the last week, cases in **Italy** increased 6% and reported deaths increased 5%

Sorted by Total Deaths / 1M
Top 50 countries selected by Cases / 1M
Excluded countries with population < 1M

N/A** due to inconsistent reporting of Recovered Cases



Top 50 Countries: Raw Volume

Updated 6 Jan 2021, 3:30 GMT

4

1 - 25

	Average over last 7 days		Total Since 22 Jan			Change from 14d Ago [*] in 14 day avg of daily new	
	New Confirmed	New Deaths	Total Confirmed	Total Recovered	Total Deaths	Confirmed	Deaths
EU	126,927	3,031	16,073,202	7,577,427	384,158	-10%	-14%
US	219,253	2,670	21,046,195	N/A**	357,258	-6%	-5%
Brazil	35,264	722	7,810,400	6,994,845	197,732	-24%	-6%
India	18,583	239	10,374,932	9,997,272	150,114	-24%	-28%
Mexico	9,280	711	1,466,490	1,113,137	128,822	-12%	8%
UK	56,107	679	2,782,709	N/A**	76,428	84%	28%
Italy	16,305	471	2,181,619	1,536,129	76,329	-7%	-25%
France	15,253	316	2,737,884	203,425	66,417	4%	-14%
Russia	25,256	514	3,250,713	2,635,242	58,706	-3%	-2%
Iran	6,163	115	1,255,620	1,029,028	55,748	-22%	-43%
Spain	12,720	141	1,982,544	150,376	51,430	20%	-34%
Colombia	12,592	258	1,702,966	1,559,010	44,428	18%	26%
Argentina	8,652	110	1,662,730	1,466,616	43,785	26%	-32%
Peru	1,510	44	1,019,475	960,703	37,830	-15%	-27%
Germany	17,494	641	1,814,565	1,472,311	36,757	-28%	7%
South Africa	15,187	422	1,127,759	920,879	30,524	59%	88%
Poland	8,844	293	1,330,543	1,078,892	29,502	-16%	-28%
Indonesia	7,489	201	779,548	645,746	23,109	11%	26%
Turkey	13,074	213	2,270,101	2,155,338	21,879	-82%	0%
Ukraine	6,969	161	1,117,256	774,834	19,929	-28%	-23%
Belgium	1,618	67	652,735	N/A**	19,827	-32%	-23%
Chile	2,731	43	623,101	588,991	16,788	32%	6%
Canada	7,797	124	623,384	529,580	16,253	5%	16%
Romania	3,603	101	648,288	581,856	16,178	-33%	-22%
Ecuador	822	15	216,083	190,350	14,103	28%	-1%

26 - 50

	Average over last 7 days		Total Since 22 Jan			Change from 14d Ago [*] in 14 day avg of daily new	
	New Confirmed	New Deaths	Total Confirmed	Total Recovered	Total Deaths	Confirmed	Deaths
Iraq	798	8	599,126	547,457	12,856	-31%	-47%
Czechia	10,633	136	759,635	625,890	12,257	47%	11%
Netherlands	8,109	88	845,822	10,122	11,922	-12%	39%
Pakistan	2,193	59	492,594	448,393	10,461	-19%	-10%
Hungary	1,736	113	329,721	176,576	10,080	-53%	-31%
Philippines	1,167	23	479,693	448,375	9,321	-16%	-15%
Sweden	5,888	72	469,748	N/A**	8,985	-12%	-15%
Switzerland	3,357	75	465,981	317,600	8,018	-20%	-18%
Bulgaria	843	71	205,390	126,766	7,902	-57%	-41%
Bangladesh	951	23	517,920	462,459	7,670	-33%	-19%
Morocco	1,464	38	445,439	416,708	7,581	-32%	-17%
Portugal	5,225	76	436,579	349,110	7,286	14%	-9%
Austria	2,053	57	369,721	343,039	6,457	-20%	-40%
Saudi Arabia	110	9	363,259	354,755	6,265	-15%	-16%
Panama	3,070	44	259,770	206,087	4,238	18%	55%
Croatia	1,113	55	214,390	204,303	4,179	-60%	-17%
Jordan	1,416	20	301,303	281,020	3,940	-35%	-33%
Japan	3,737	50	253,571	203,265	3,548	34%	24%
Israel	6,249	29	456,139	393,712	3,496	115%	76%
Serbia	2,498	41	349,238	N/A**	3,405	-44%	-13%
Azerbaijan	688	31	221,401	199,213	2,792	-70%	-14%
Georgia	1,132	29	232,079	222,787	2,646	-54%	-23%
Nepal	462	8	262,784	255,666	1,893	-36%	-41%
UAE	1,761	3	216,699	193,321	685	22%	-7%
Total World	636,341	11,265	86,405,927	48,464,481	1,868,768	-14%	-5%

^{*}Change from 14d ago:
Compares 14d-avgs. of Daily New Cases/Deaths
today with 14d-avgs. from 14d ago

Since the beginning of the month, **Global** cases increased 4% (+2,981,481 cases)

Sorted by Raw Total Deaths
Top 50 countries selected by Total Cases
Excluded countries with population < 1M

N/A** due to inconsistent reporting of Recovered Cases



United States: Per 1M



1 - 25

	Average over last 7 days		Total Since 22 Jan			Change from 14d Ago* in 14 day avg of daily new	
	New Confirmed	New Deaths	Total Confirmed	Total Recovered	Total Deaths	Confirmed	Deaths
New Jersey	515	10	56,251	6,467	2,182	-6%	17%
New York	718	8	53,886	5,417	1,992	19%	30%
Massachusetts	749	11	57,628	37,965	1,848	-3%	28%
Rhode Island	952	15	88,593	5,364	1,765	-10%	-8%
North Dakota	312	10	122,686	118,469	1,744	-57%	-57%
Connecticut	601	11	55,246	2,749	1,737	-9%	6%
South Dakota	471	11	114,254	105,723	1,710	-34%	-51%
Mississippi	740	12	75,750	61,187	1,672	-7%	3%
Louisiana	681	7	70,265	56,727	1,642	-2%	-6%
Illinois	493	11	78,262	N/A	1,465	-25%	-17%
Michigan	326	9	54,736	36,409	1,363	-32%	-26%
Pennsylvania	574	13	53,038	36,849	1,292	-24%	-13%
Indiana	696	13	79,184	52,711	1,287	-23%	-8%
Arizona	1,183	13	77,963	11,032	1,280	13%	3%
Arkansas	930	11	79,160	69,791	1,271	10%	-15%
Iowa	452	8	91,376	78,557	1,267	-19%	-63%
New Mexico	588	13	70,821	33,735	1,237	-26%	-13%
DC	330	5	42,743	30,233	1,135	-1%	33%
S. Carolina	762	8	63,719	30,514	1,068	22%	34%
Tennessee	943	12	90,443	78,956	1,064	-30%	-14%
Nevada	711	10	76,443	N/A	1,050	-15%	-11%
Georgia	814	4	66,509	N/A	1,043	20%	3%
Florida	664	5	64,817	N/A	1,033	13%	4%
Kansas	672	20	80,024	1,594	1,025	-18%	-9%
Maryland	442	7	47,928	1,553	1,006	-3%	-7%

26 - 51

	Average over last 7 days		Total Since 22 Jan			Change from 14d Ago* in 14 day avg of daily new	
	New Confirmed	New Deaths	Total Confirmed	Total Recovered	Total Deaths	Confirmed	Deaths
Alabama	810	4	77,418	41,226	996	-6%	-15%
Texas	644	7	64,173	51,324	993	9%	-1%
Minnesota	358	7	75,406	72,109	979	-42%	-35%
Delaware	720	7	62,746	19,359	973	-7%	9%
Missouri	475	9	67,925	N/A	969	-18%	-25%
Montana	395	9	78,012	72,465	940	-37%	-17%
Wisconsin	462	5	91,352	78,773	922	-30%	-41%
Nebraska	536	7	88,416	59,061	875	-19%	-32%
Colorado	459	8	60,238	3,218	867	-26%	-38%
Idaho	505	6	81,051	34,410	823	-34%	-34%
West Virginia	828	13	51,983	35,937	805	4%	-10%
Wyoming	406	15	78,736	75,270	802	-35%	8%
Ohio	641	6	62,879	51,007	791	-23%	-13%
California	967	9	63,166	N/A	693	-1%	37%
N. Carolina	696	6	54,862	46,442	667	2%	3%
Oklahoma	884	6	77,905	68,662	650	-5%	4%
Kentucky	619	6	62,859	8,394	620	-20%	-2%
Virginia	529	5	43,572	3,718	608	11%	9%
New Hampshire	556	6	35,296	29,948	582	-12%	51%
Washington	336	3	33,982	N/A	465	-3%	90%
Utah	874	3	90,129	73,674	409	-4%	-31%
Oregon	280	3	28,330	1,392	367	-20%	-44%
Alaska	482	3	66,380	9,794	298	-35%	-50%
Maine	389	4	19,763	8,616	275	20%	3%
Vermont	191	4	12,882	8,755	239	0%	37%
Hawaii	103	0	15,881	8,446	204	-5%	-65%

*Change from 14d ago:
Compares 14d-avgs. of Daily New Cases/Deaths
today with 14d-avgs. from 14d ago

Today **Texas** reports +1,140 new cases per 1M,
a 5% increase from yesterday's reported cases

Sorted by Total Deaths / 1M

N/As due to states revising and updating case counts



United States: Raw Volume



1 - 25

	Average over last 7 days		Total Since 22 Jan			Change from 14d Ago* in 14 day avg of daily new	
	New Confirmed	New Deaths	Total Confirmed	Total Recovered	Total Deaths	Confirmed	Deaths
New York	13,973	151	1,048,281	105,379	38,743	19%	30%
Texas	18,668	216	1,860,763	1,488,189	28,797	9%	-1%
California	38,212	355	2,495,814	N/A	27,400	-1%	37%
Florida	14,267	111	1,392,123	N/A	22,188	13%	4%
New Jersey	4,573	86	499,636	57,439	19,382	-6%	17%
Illinois	6,245	138	991,719	N/A	18,562	-25%	-17%
Pennsylvania	7,353	170	678,998	471,740	16,536	-24%	-13%
Michigan	3,258	92	546,642	363,611	13,608	-32%	-26%
Massachusetts	5,160	74	397,202	261,672	12,734	-3%	28%
Georgia	8,638	42	706,154	N/A	11,072	20%	3%
Arizona	8,607	97	567,474	80,302	9,317	13%	3%
Ohio	7,490	75	735,003	596,221	9,247	-23%	-13%
Indiana	4,686	87	533,083	354,859	8,663	-23%	-8%
Louisiana	3,166	34	326,648	263,712	7,635	-2%	-6%
Tennessee	6,437	80	617,649	539,207	7,267	-30%	-14%
N. Carolina	7,302	60	575,396	487,090	6,996	2%	3%
Connecticut	2,143	38	196,968	9,800	6,192	-9%	6%
Maryland	2,671	40	289,758	9,388	6,082	-3%	-7%
Missouri	2,917	53	416,886	N/A	5,950	-18%	-25%
Minnesota	2,022	38	425,261	406,667	5,520	-42%	-35%
S. Carolina	3,924	43	328,073	157,106	5,498	22%	34%
Wisconsin	2,691	31	531,890	458,650	5,366	-30%	-41%
Virginia	4,517	39	371,913	31,735	5,191	11%	9%
Colorado	2,641	43	346,893	18,534	4,991	-26%	-38%
Mississippi	2,202	37	225,444	182,103	4,975	-7%	3%

26 - 51

	Average over last 7 days		Total Since 22 Jan			Change from 14d Ago* in 14 day avg of daily new	
	New Confirmed	New Deaths	Total Confirmed	Total Recovered	Total Deaths	Confirmed	Deaths
Alabama	3,970	21	379,593	202,137	4,886	-6%	-15%
Iowa	1,427	27	288,298	247,853	3,999	-19%	-63%
Arkansas	2,806	33	238,888	210,617	3,836	10%	-15%
Washington	2,560	25	258,767	N/A	3,541	-3%	90%
Nevada	2,190	31	235,455	N/A	3,235	-15%	-11%
Kansas	1,957	59	233,136	4,643	2,985	-18%	-9%
Kentucky	2,763	25	280,835	37,502	2,772	-20%	-2%
New Mexico	1,232	27	148,499	70,737	2,594	-26%	-13%
Oklahoma	3,498	24	308,268	271,693	2,571	-5%	4%
Rhode Island	1,009	16	93,852	5,682	1,870	-10%	-8%
Nebraska	1,036	13	171,033	114,249	1,692	-19%	-32%
Oregon	1,180	14	119,488	5,870	1,550	-20%	-44%
South Dakota	417	10	101,076	93,529	1,513	-34%	-51%
Idaho	903	11	144,843	61,493	1,471	-34%	-34%
West Virginia	1,484	23	93,162	64,404	1,442	4%	-10%
North Dakota	238	8	93,494	90,281	1,329	-57%	-57%
Utah	2,804	11	288,951	236,196	1,312	-4%	-31%
Montana	422	9	83,378	77,449	1,005	-37%	-17%
Delaware	702	7	61,100	18,851	947	-7%	9%
DC	233	4	30,166	21,337	801	-1%	33%
New Hampshire	756	8	47,992	40,720	792	-12%	51%
Wyoming	235	8	45,569	43,563	464	-35%	8%
Maine	522	5	26,565	11,582	369	20%	3%
Hawaii	146	1	22,485	11,958	289	-5%	-65%
Alaska	353	2	48,560	7,165	218	-35%	-50%
Vermont	119	3	8,038	5,463	149	0%	37%

*Change from 14d ago:
Compares 14d-avgs. of Daily New Cases/Deaths
today with 14d-avgs. from 14d ago

Since 20 Dec, cases in **North Carolina** increased by over 100,000 (+22% increase)

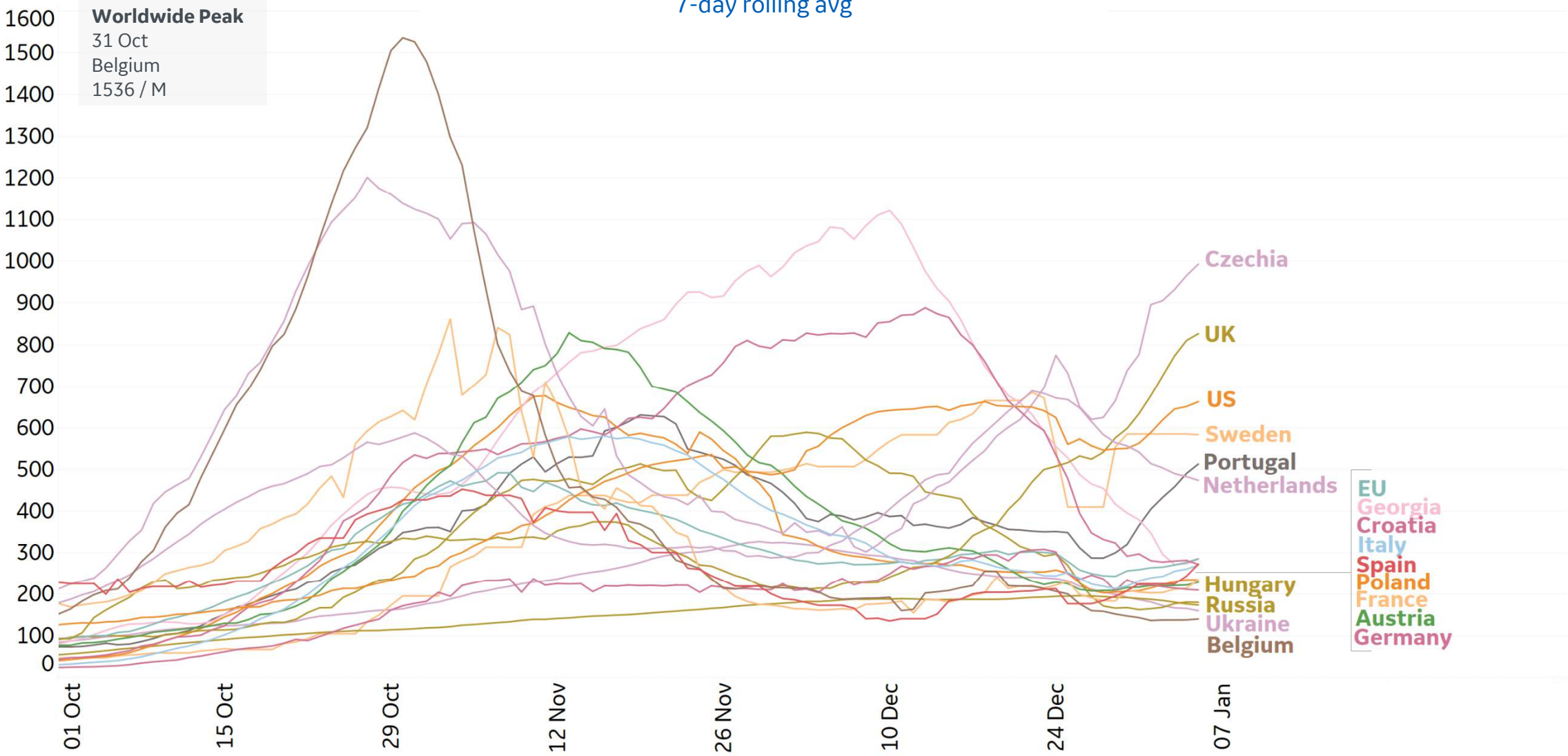
Sorted by Raw Total Deaths

N/As due to states revising and updating case counts



New Confirmed Cases in Select Countries

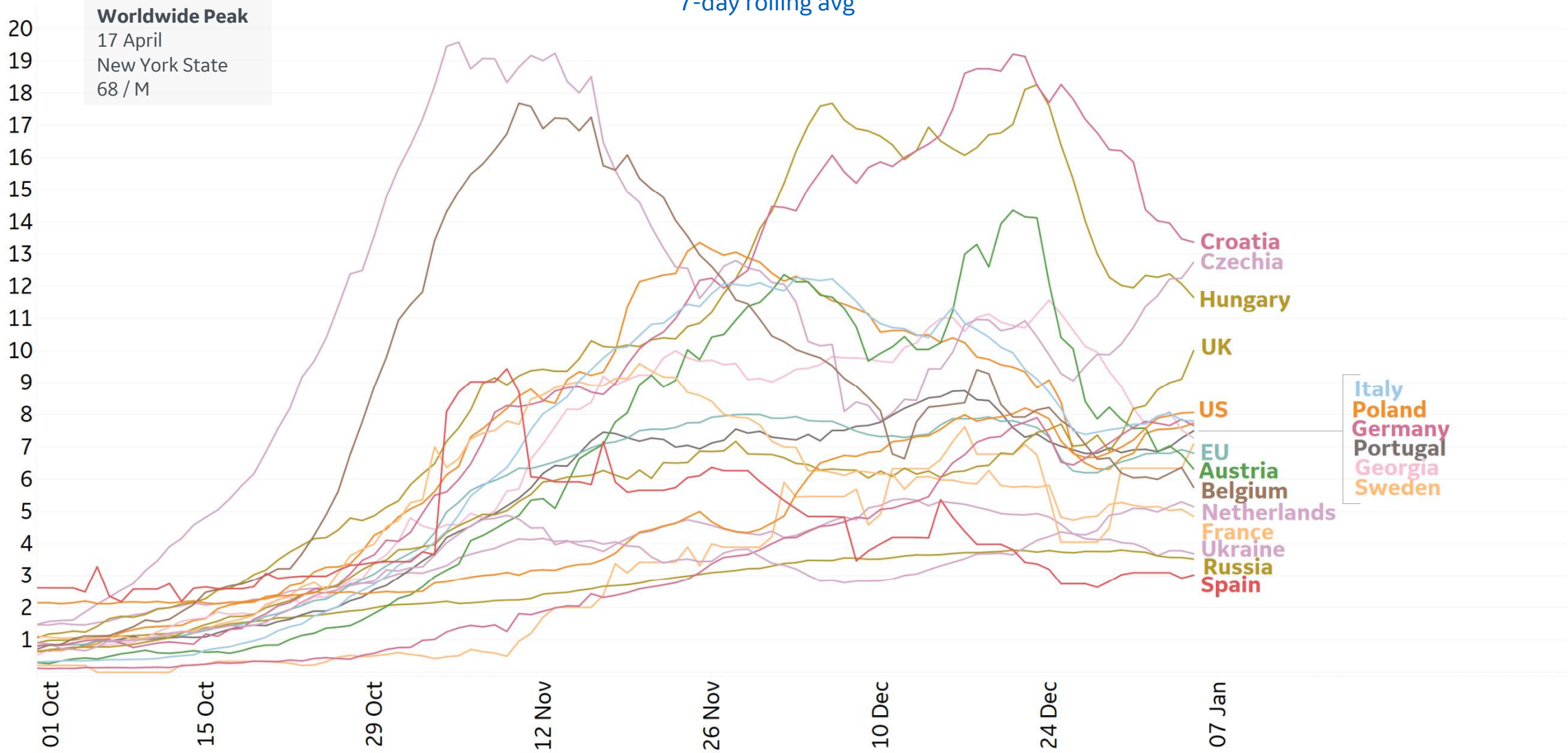
Daily New Confirmed Cases / 1M
7-day rolling avg





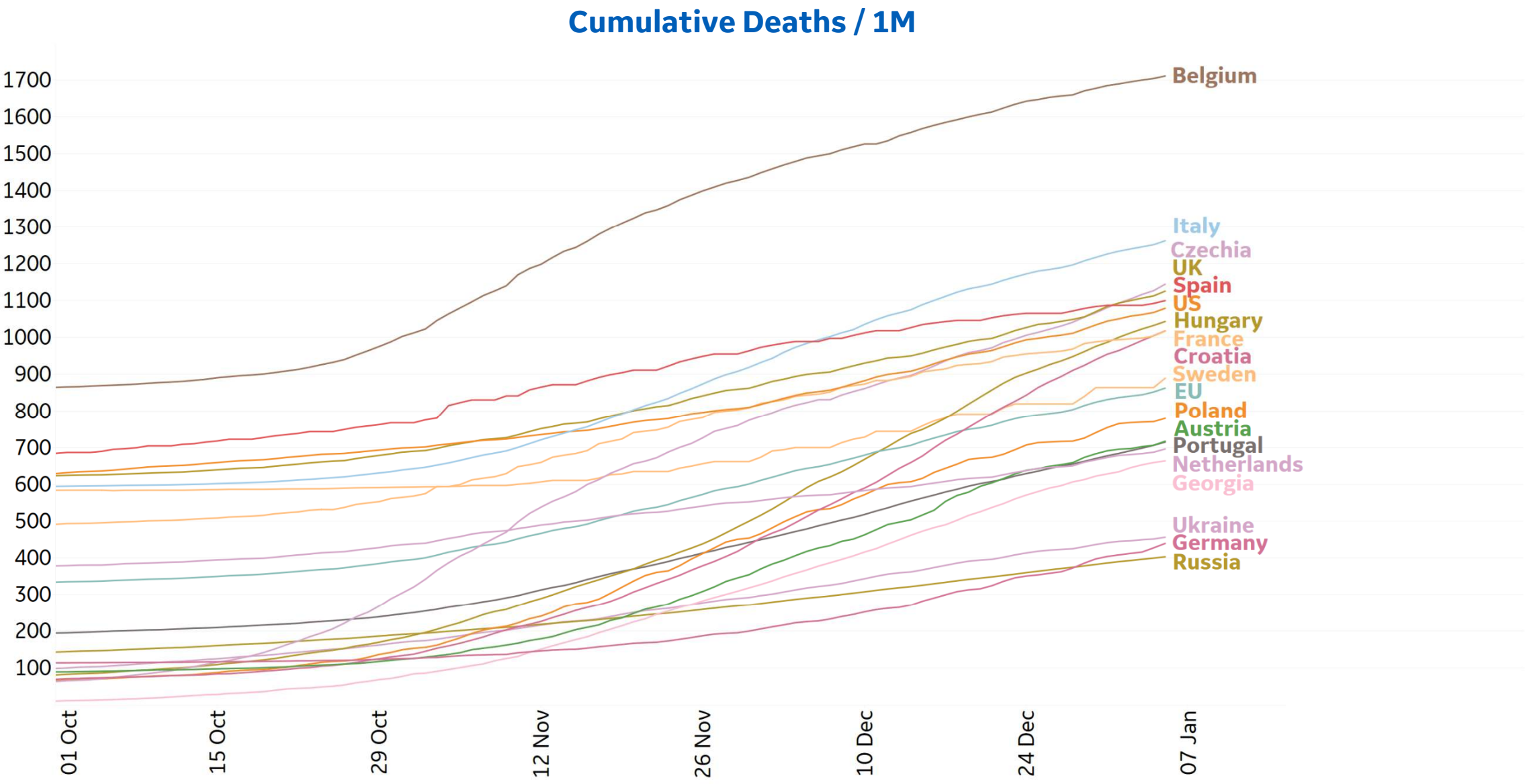
New Deaths in Select Countries

Daily New Deaths / 1M
7-day rolling avg





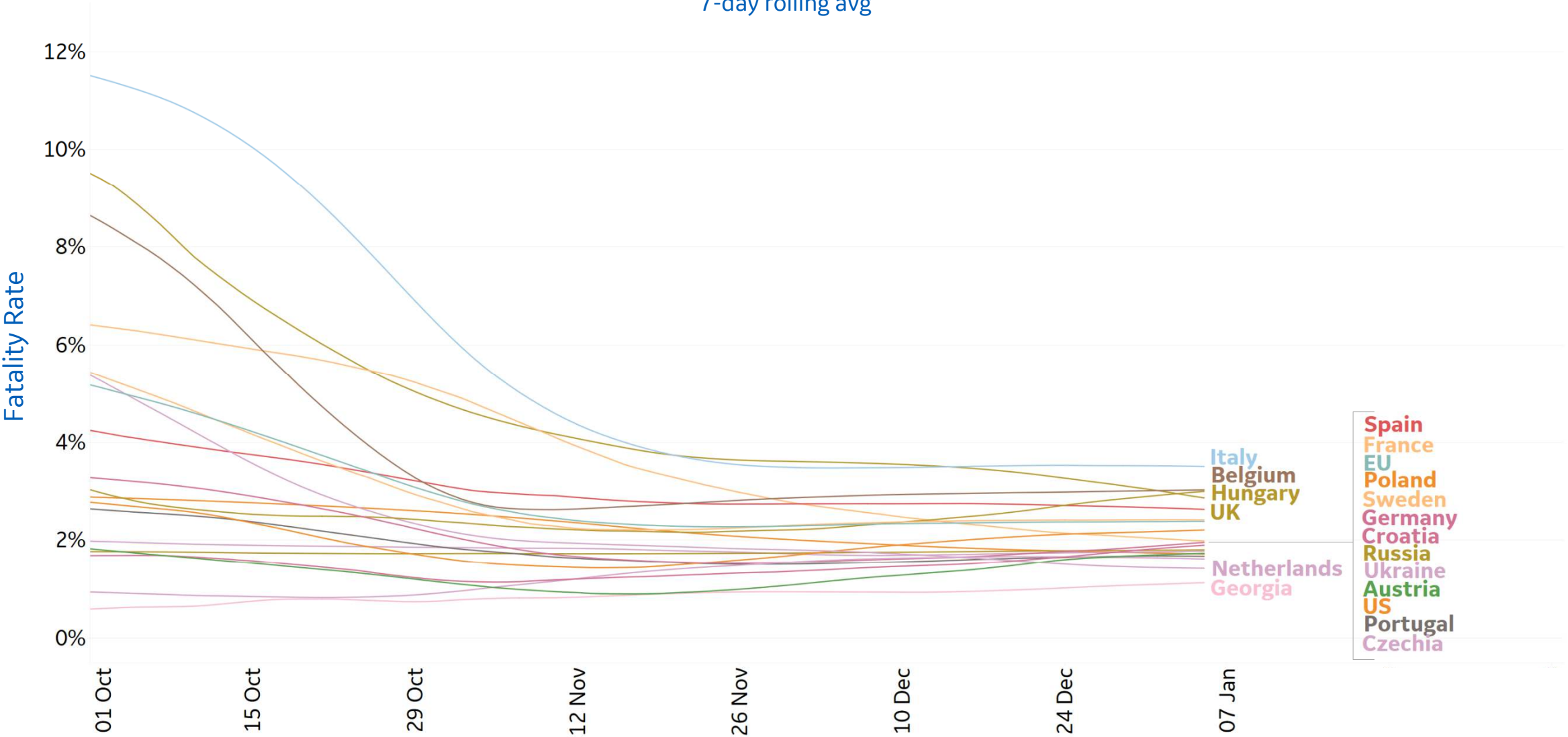
Cumulative Deaths in Select Countries





Fatality Rate in Select Countries

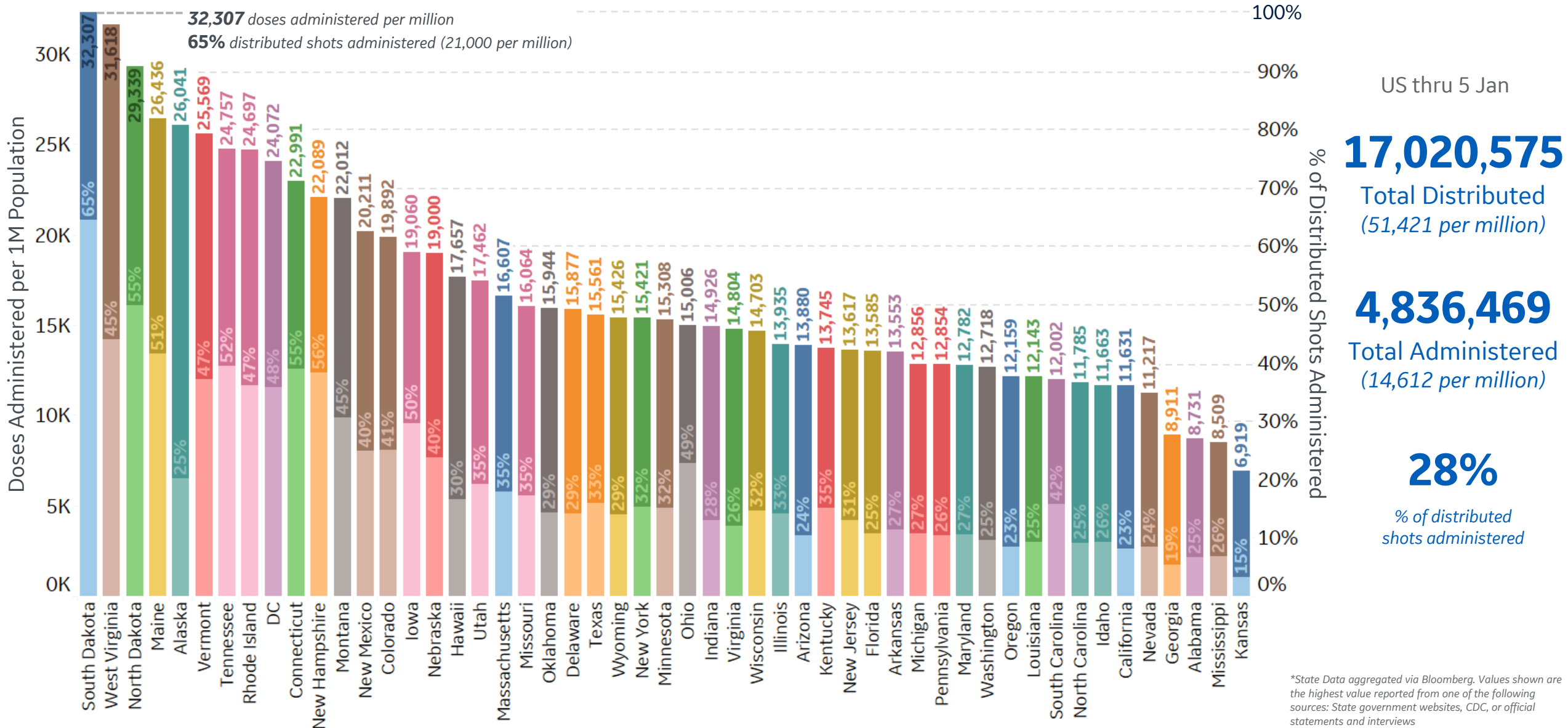
Deaths / Confirmed Cases
7-day rolling avg





COVID Vaccinations Distributed & Administered, US

Updated 6 Jan 2021, 3:30 GMT 11



*State Data aggregated via Bloomberg. Values shown are the highest value reported from one of the following sources: State government websites, CDC, or official statements and interviews

*Overall US values reported from CDC COVID Data Tracker

*Doses distributed includes doses that have been shipped



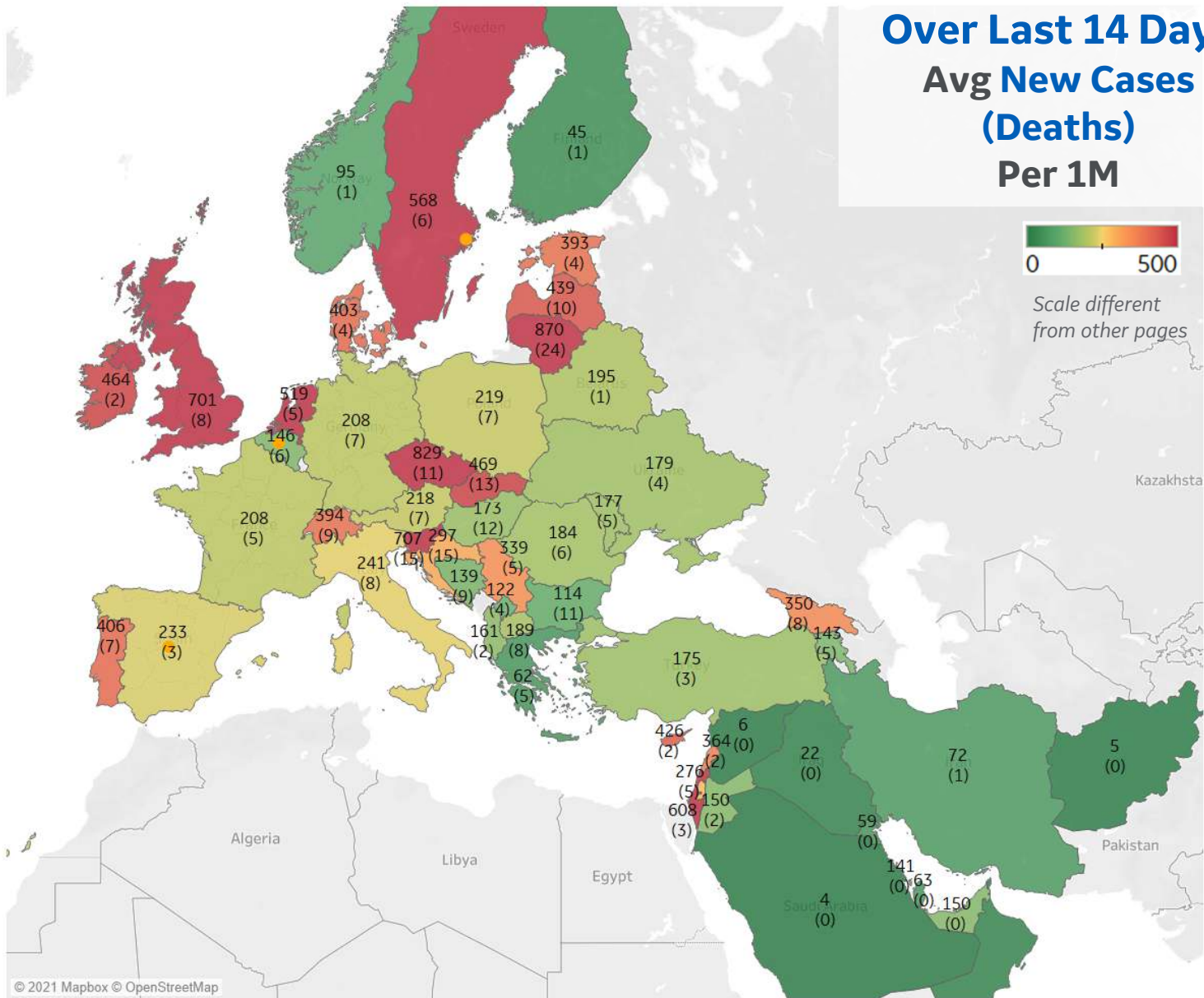
Per 1M in Region

	Today	Change
Active Cases	12,737	+1%
Confirmed	303 new	+1%
Deaths	7 new	+1%
Recovered	152 new	+1%

Most Daily New Cases / 1M

Lithuania	870
Czechia	829
Slovenia	707
UK	701
Israel	608
Sweden	568
Netherlands	519
Slovakia	469
Ireland	464
Latvia	439

* Excludes regions with population < 1M



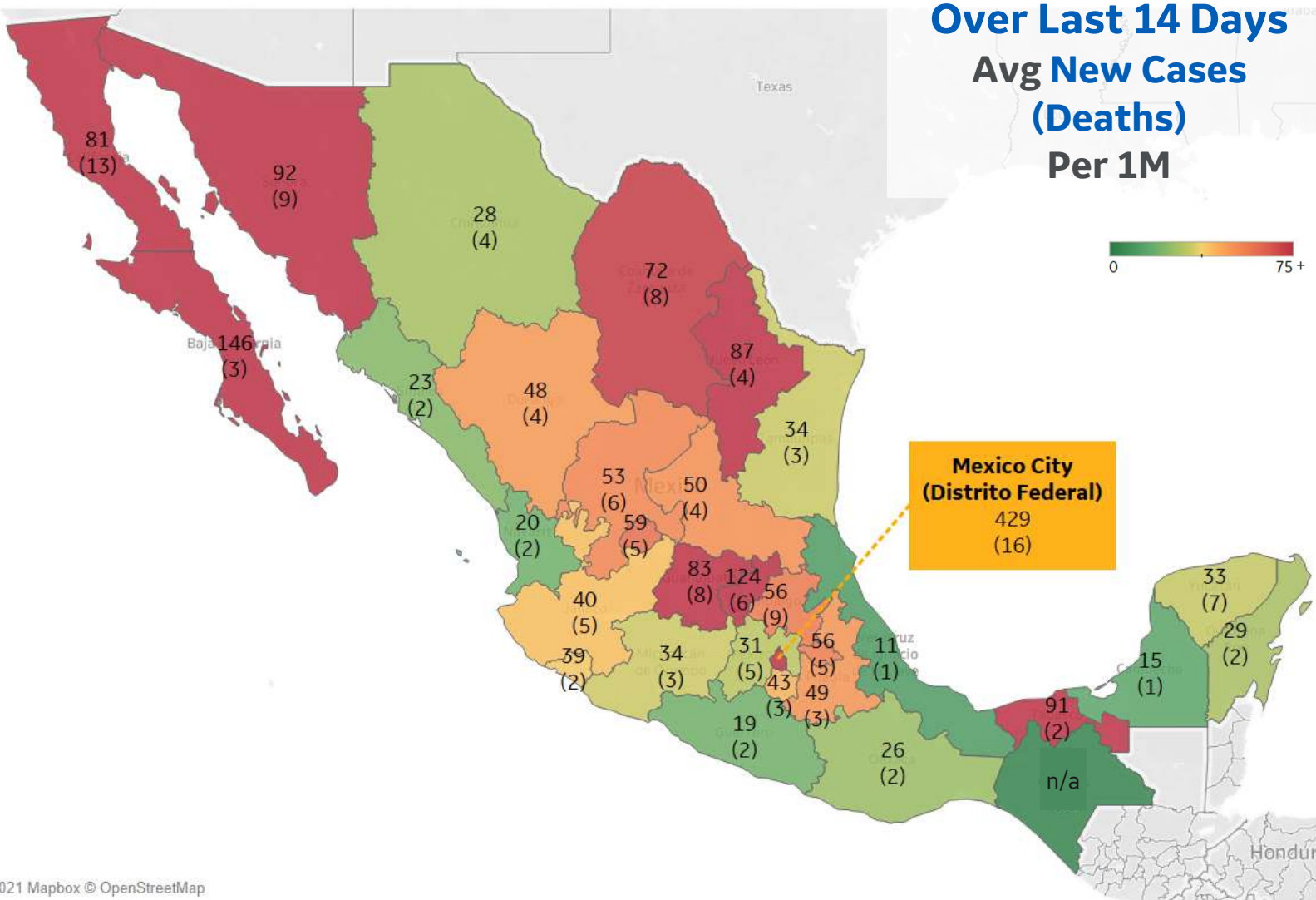


Per 1M in Region

	Today	Change
Active Cases	1,741	+1%
Confirmed	87 new	+0.8%
Deaths	8 new	+0.8%
Recovered	56 new	+0.7%

Most Daily New Cases / 1M

Distrito Federal	429
Baja California Sur	146
Querétaro	124
Sonora	92
Tabasco	91
Nuevo León	87
Guanajuato	83
Baja California	81
Coahuila	72
Nacional	72

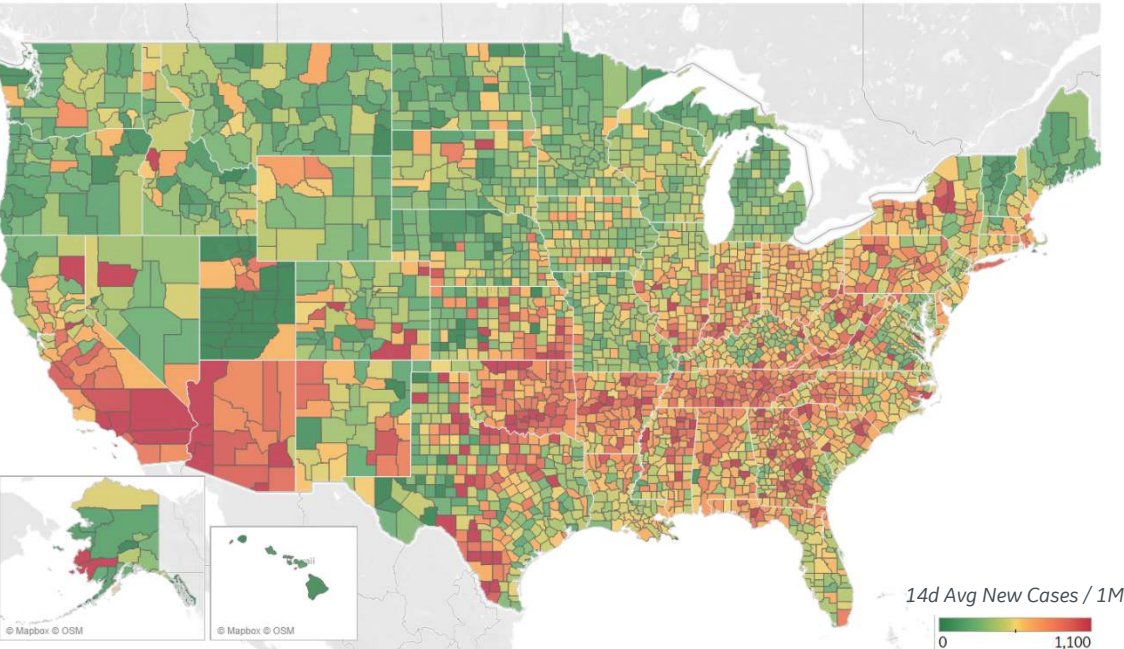




US Counties: Recent Cases and Deaths

Updated 6 Jan 2021, 3:30 GMT 14

Average New Cases per 1M Over Last 14 Days

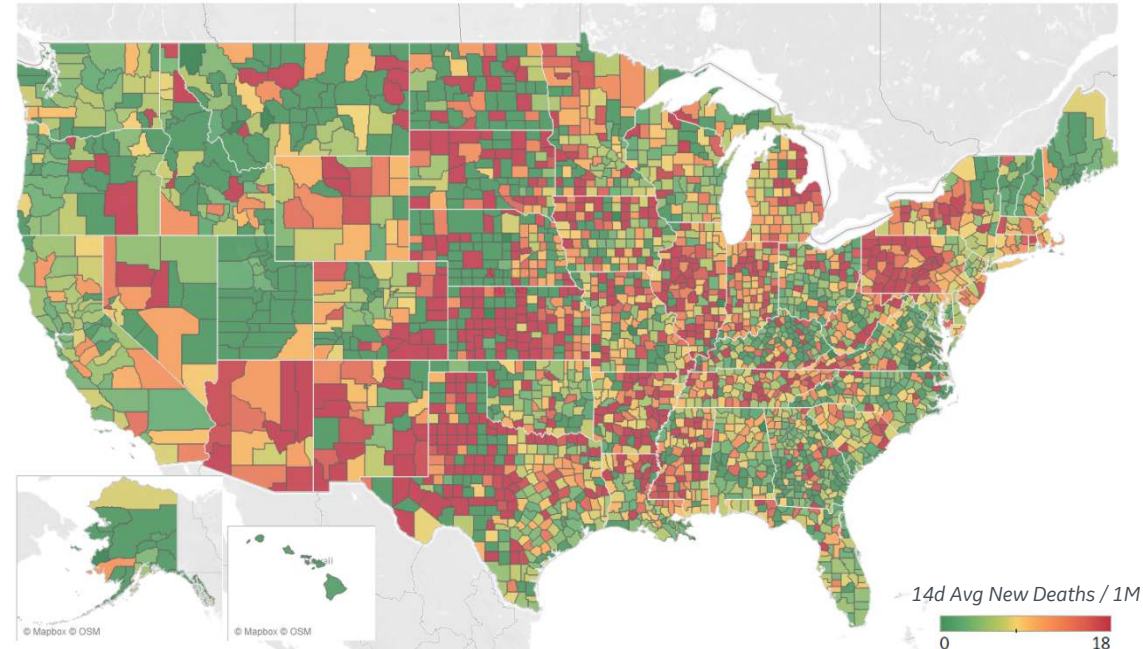


Top 10 by New Confirmed

Avg New Confirmed Cases / 1M

San Bernardino County, CA	1,476
Riverside County, CA	1,398
Los Angeles County, CA	1,374
Ventura County, CA	1,119
Greenville County, SC	1,082
Kern County, CA	1,041
Tarrant County, TX	995
Maricopa County, AZ	991
Hamilton County, TN	988
Monterey County, CA	985

Average New Deaths per 1M Over Last 14 Days



Top 10 by New Deaths

Avg New Deaths/ 1M

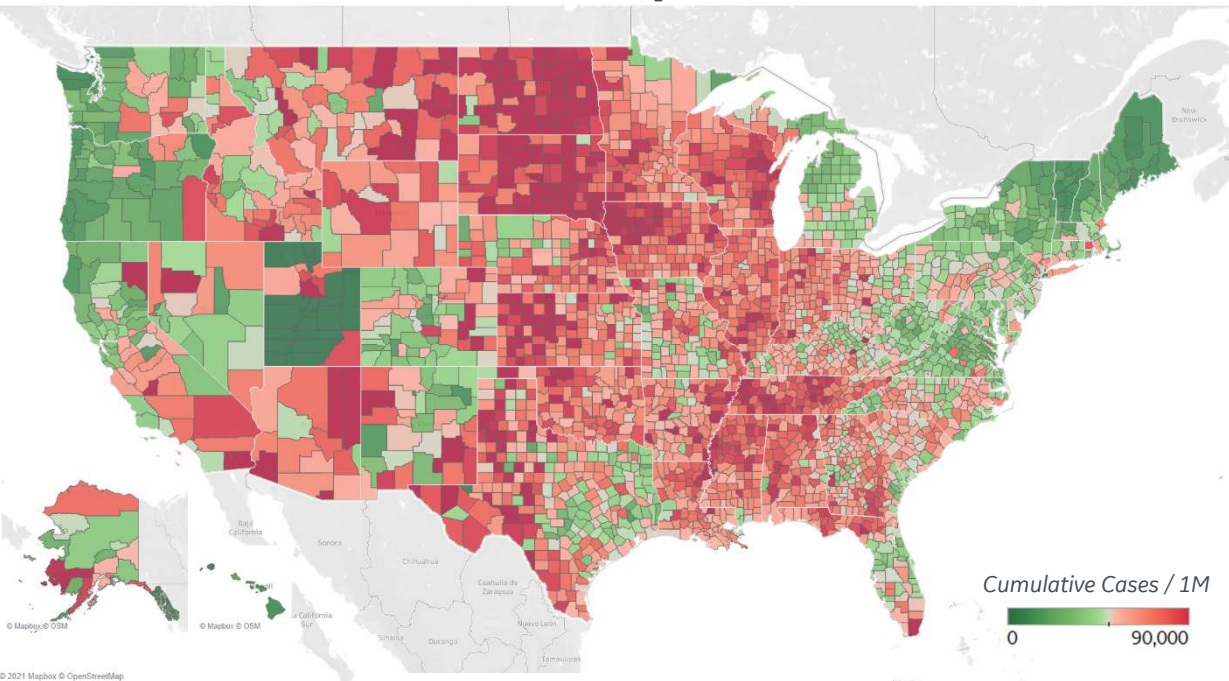
Sedgwick County, KS	22
Stark County, OH	19
Onondaga County, NY	18
Lubbock County, TX	18
Summit County, OH	18
Providence County, RI	18
Westmoreland County, PA	17
Ocean County, NJ	17
Erie County, PA	17
York County, PA	15

Note: Lists includes counties
≥ 250K population



US Counties: Cumulative Cases and Deaths

Confirmed **Cases** per 1M to date

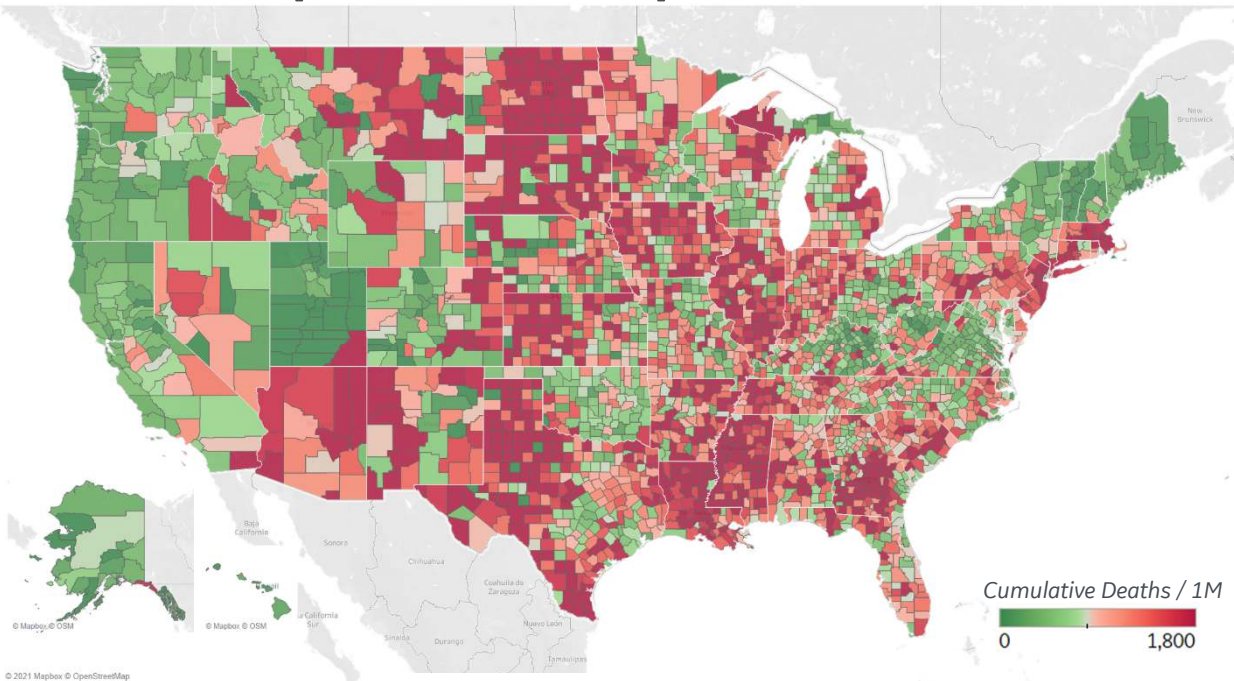


Top 10 Counties

Total Confirmed Cases / 1M

Lubbock County, TX	138,298
El Paso County, TX	119,657
Miami-Dade County, FL	114,690
Utah County, UT	110,547
Brown County, WI	107,268
Milwaukee County, WI	98,875
San Bernardino County, CA	97,866
Webb County, TX	97,556
Salt Lake County, UT	95,989
Douglas County, NE	95,978

Reported **Deaths** per 1M to date



Top 10 Counties

Total Reported Deaths / 1M

New York City*	4,685
Essex County, NJ	3,016
Passaic County, NJ	2,937
Union County, NJ	2,820
Cameron County, TX	2,805
Hudson County, NJ	2,560
Hidalgo County, TX	2,553
Bergen County, NJ	2,516
Rockland County, NY	2,394
Ocean County, NJ	2,321

Note: Lists includes counties
≥ 250K population

* New York City counties
aggregated into one reporting area



Per 1M in Region

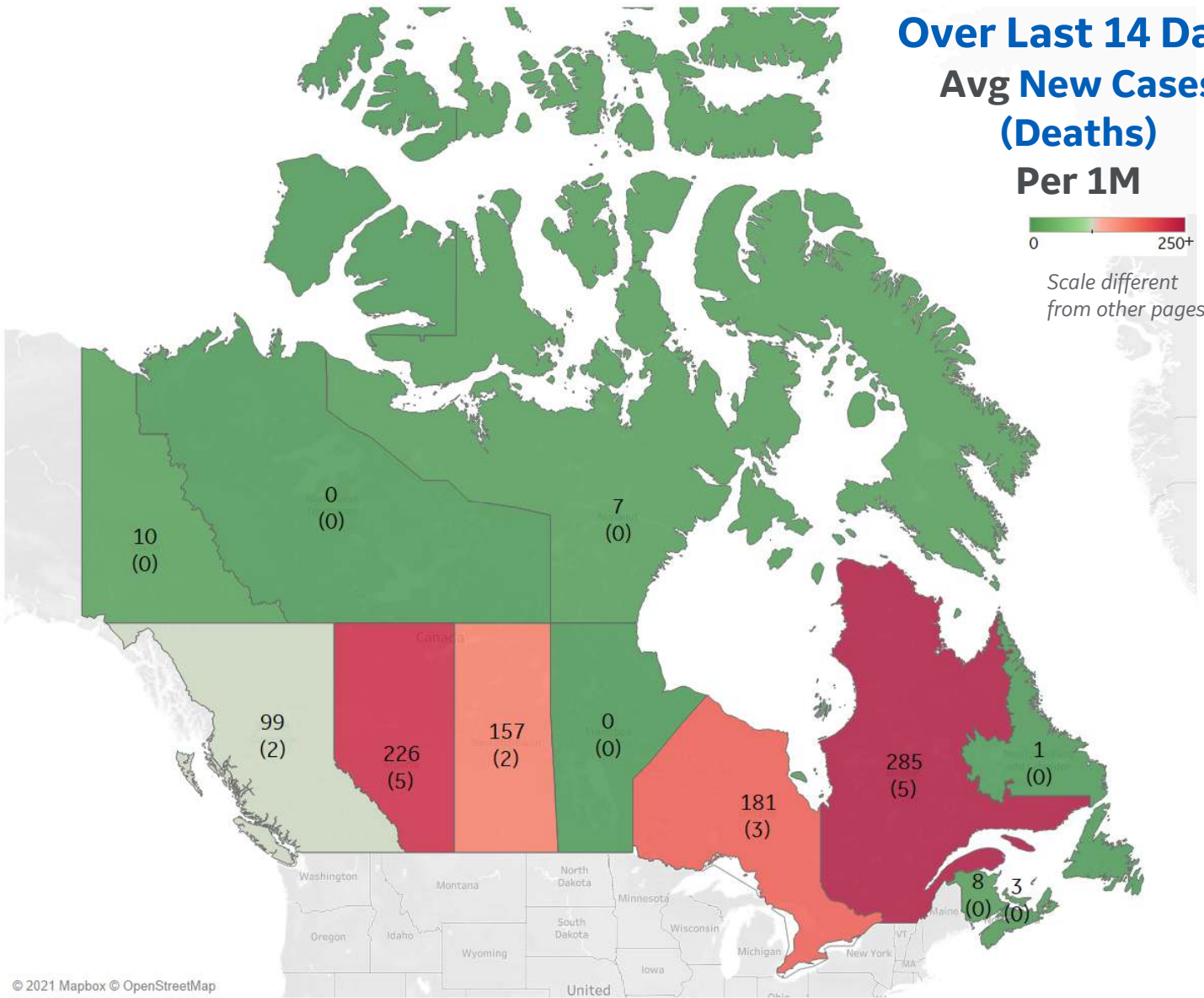
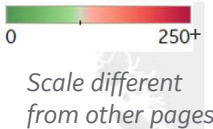
	Today	Change
Active Cases	2,055	+1.3%
Confirmed	192 new	+1.2%
Deaths	4 new	+1.0%
Recovered	163 new	+1.2%

Most Daily New Cases / 1M

Quebec	285
Alberta	226
Ontario	181
Saskatchewan	157
British Columbia	99

* Excludes regions with population < 1M

Over Last 14 Days Avg New Cases (Deaths) Per 1M





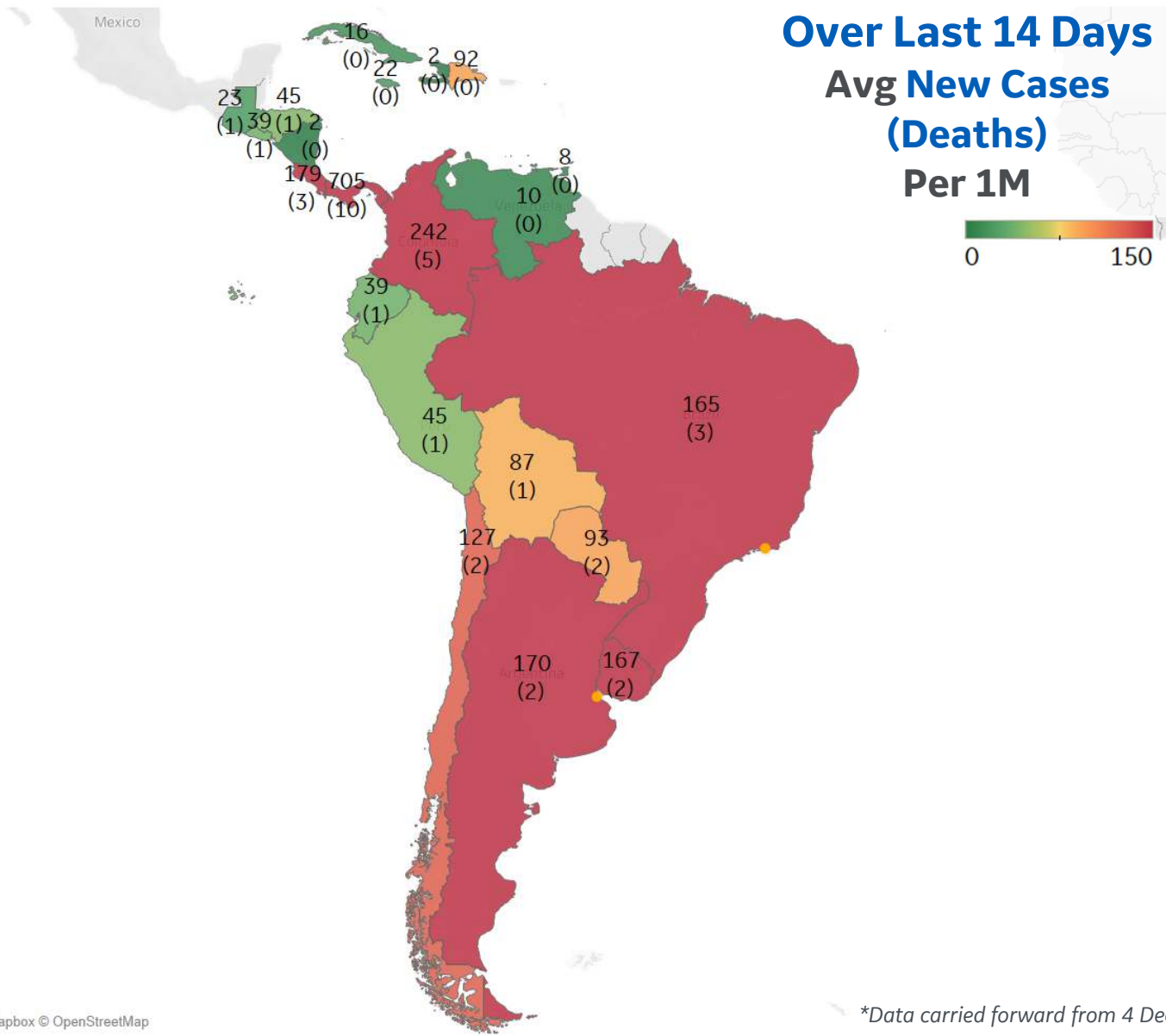
Per 1M in Region

	Today	Change
Active Cases	2,274	+2%
Confirmed	195 new	+0.7%
Deaths	3 new	+0.5%
Recovered	137 new	+0.6%

Most Daily New Cases / 1M

Panama	705
Colombia	242
Costa Rica	179
Argentina	170
Uruguay	167
Brazil	165
Chile	127
Paraguay	93
Dom. Rep.	92
Bolivia	87

* Excludes regions with population < 1M





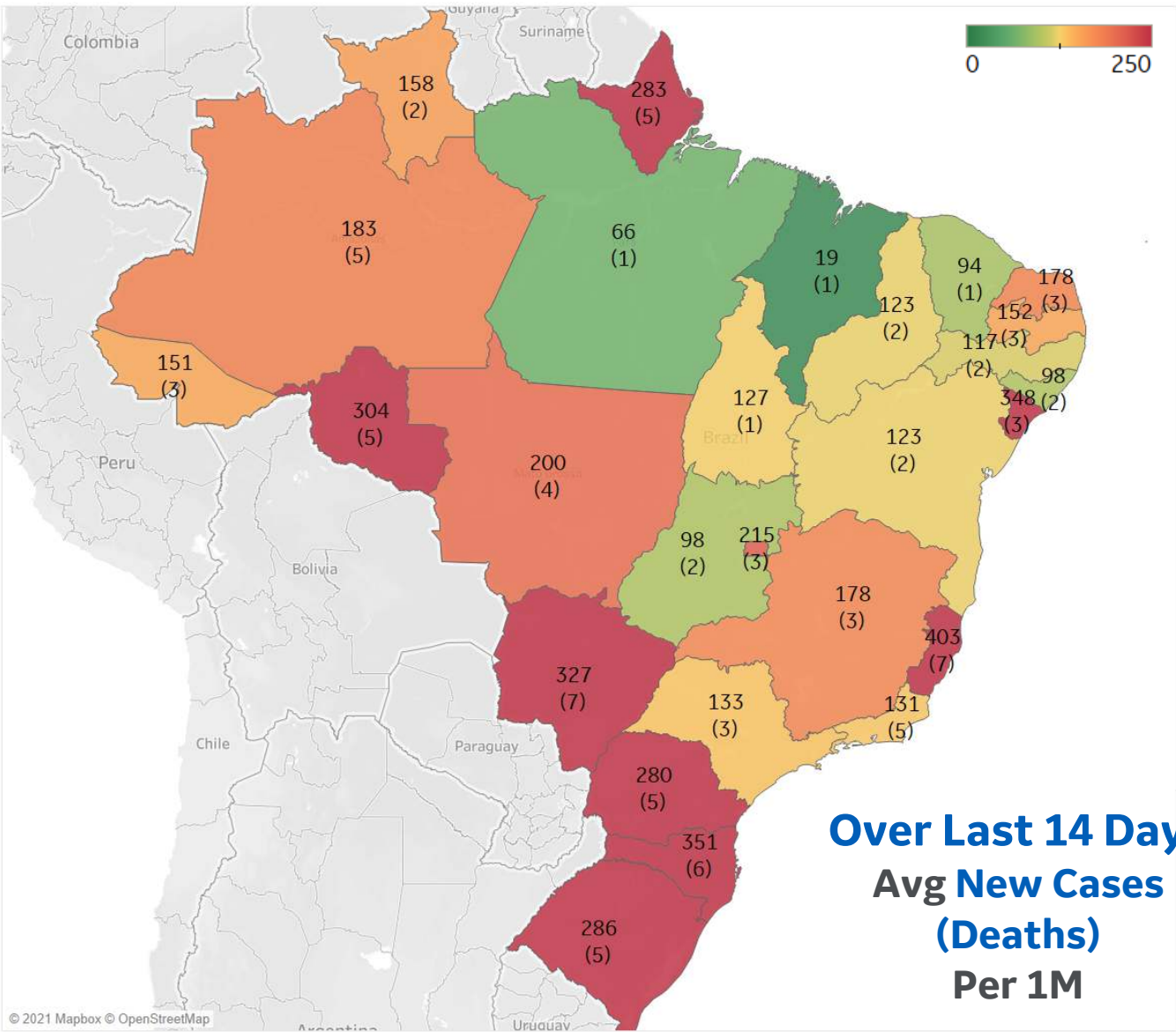
Per 1M in Region

	Today	Change
Active Cases	2,907	+2%
Confirmed	267 new	+0.7%
Deaths	6 new	+0.6%
Recovered	211 new	+0.6%

Most Daily New Cases / 1M

Espírito Santo	403
Santa Catarina	351
Sergipe	348
MatoGrosso do ..	327
Rondônia	304
Rio Grande do ..	286
Paraná	280
Distrito Federal	215
MatoGrosso	200
Amazonas	183

* Excludes regions with population < 1M





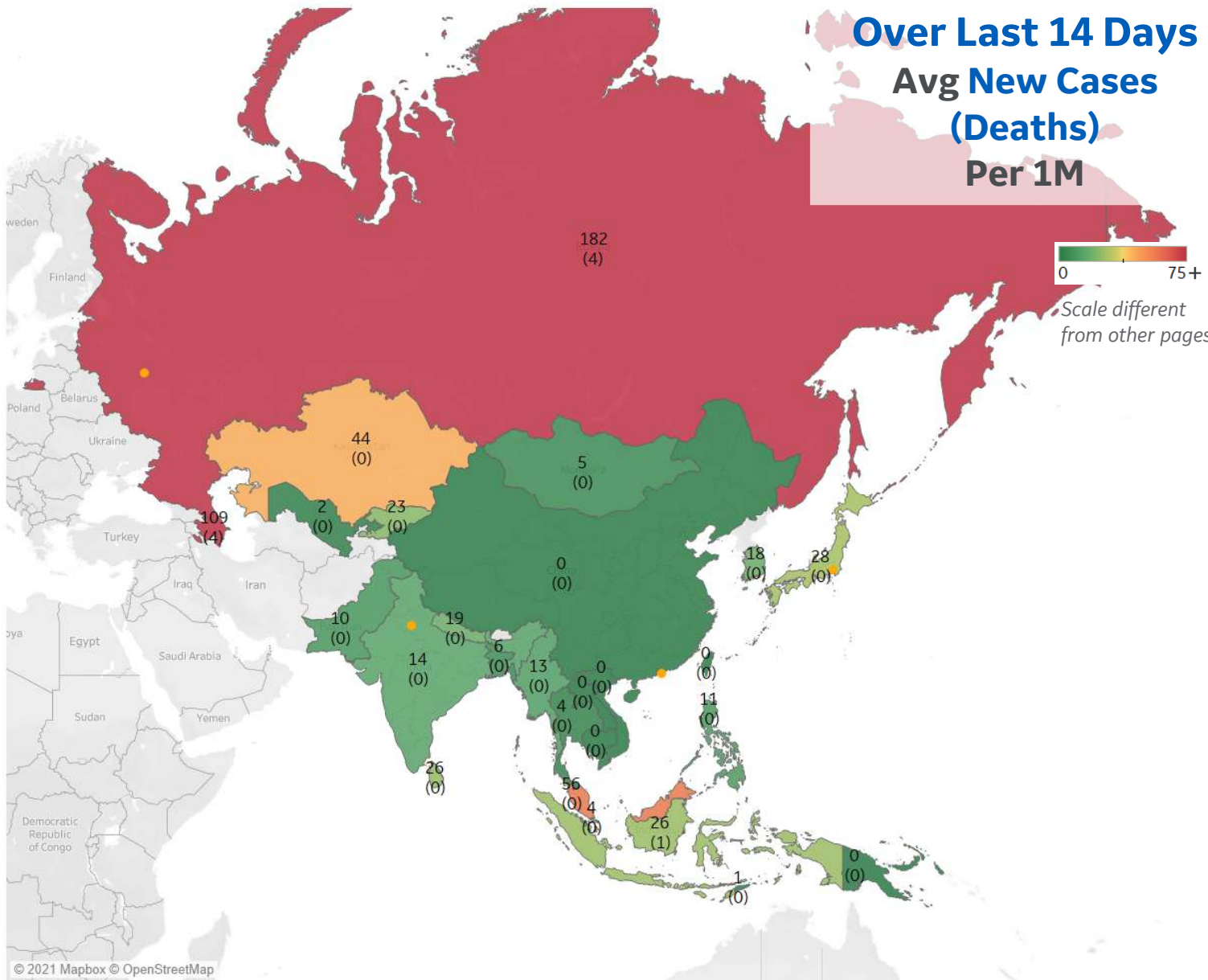
Per 1M in Region

	Today	Change
Active Cases	268	-0.1%
Confirmed	15 new	+0.4%
Deaths	0.3 new	+0.5%
Recovered	15 new	+0.4%

Most Daily New Cases / 1M

Russia	182
Azerbaijan	109
Malaysia	56
Kazakhstan	44
Japan	28
Indonesia	26
Sri Lanka	26
Kyrgyzstan	23
Nepal	19
South Korea	18

* Excludes regions with population < 1M



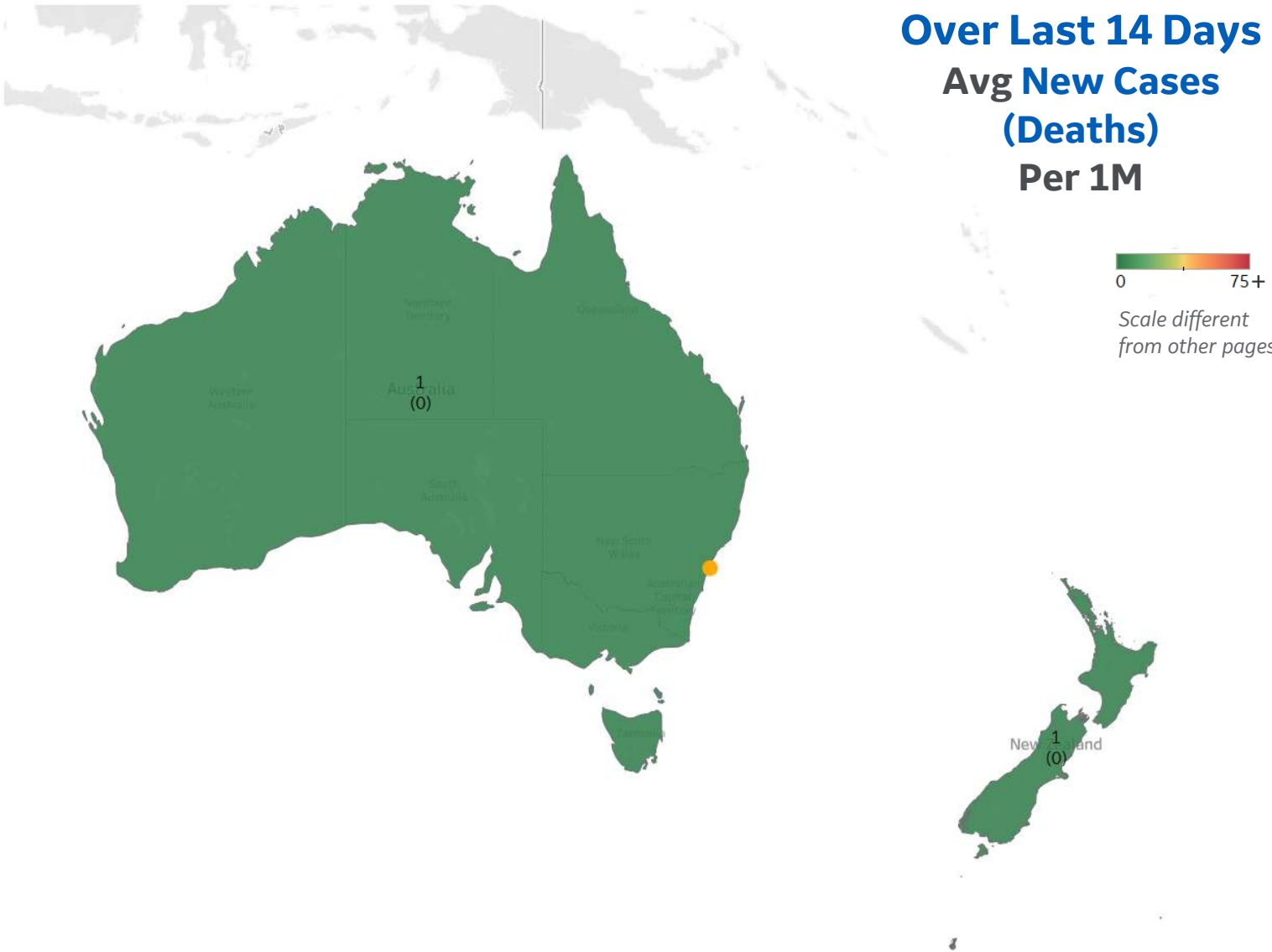


Per 1M in Region

	Today	Change
Active Cases	61	+0.4%
Confirmed	1 new	+0.1%
Deaths	0 new	+0%
Recovered	0 new	+0%

Most Daily New Cases / 1M

Australia	1
New Zealand	1





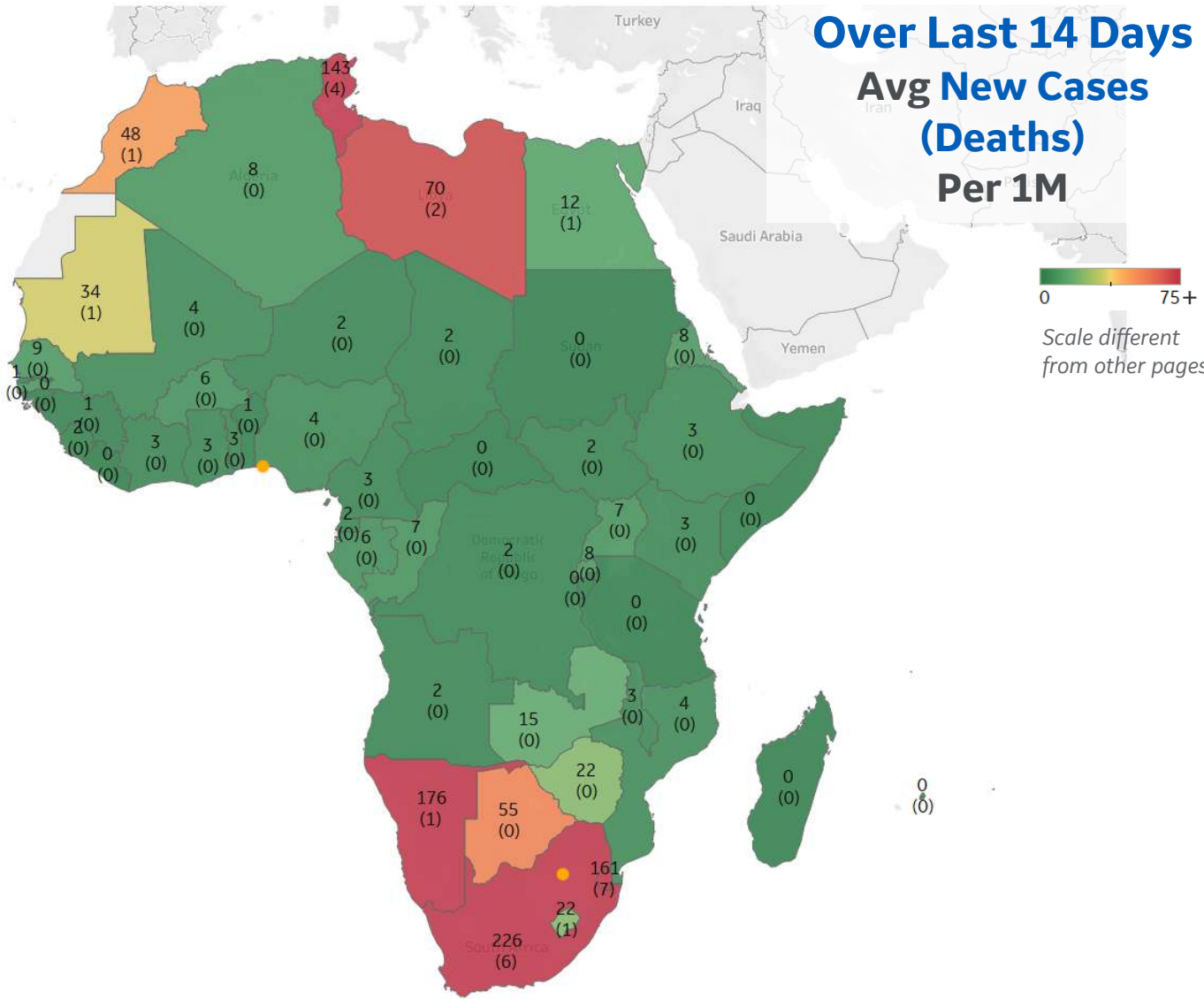
Per 1M in Region

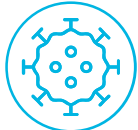
	Today	Change
Active Cases	325	+2%
Confirmed	20 new	+0.9%
Deaths	1.0 new	+1%
Recovered	14 new	+0.8%

Most Daily New Cases / 1M

South Africa	226
Namibia	176
Eswatini	161
Tunisia	143
Libya	70
Botswana	55
Morocco	48
Mauritania	34
Zimbabwe	22
Lesotho	22

* Excludes regions with population < 1M





Sources



** Per 1M = Per 1 Million Population unless otherwise noted

Johns Hopkins Coronavirus Resource Center:

<https://coronavirus.jhu.edu/map.html>

Worldometer Coronavirus Reporting:

<https://www.worldometers.info/coronavirus/>

Public Health England:

<https://www.gov.uk/government/publications/covid-19-track-coronavirus-cases>

US Department of Homeland Security, Homeland Infrastructure Foundation-Level Data:

<https://hifld-geoplatform.opendata.arcgis.com/datasets/hospitals>

City of New York, NYC Health:

<https://www1.nyc.gov/site/doh/covid/covid-19-data.page>

Chicago Coronavirus Latest Data:

<https://www.chicago.gov/city/en/sites/covid-19/home/latest-data.html>

National Health Commission of the PRC:

<http://www.nhc.gov.cn/xcs/yqtb/202003/bf66696029ba420098164607240074f8.shtml>

Korean Centers for Disease Control and Prevention:

http://www.cdc.go.kr/cdc_eng/

CDC, Severe Outcomes Among Patients with Coronavirus Disease 2019 (COVID-19):

<https://www.cdc.gov/mmwr/volumes/69/wr/mm6912e2.htm>

Italian Department of Civil Protection, COVID Monitoring:

<http://opendatadpc.maps.arcgis.com/apps/opsdashboard/index.html#/b0c68bce2cce478eaac82fe38d4138b1>

The COVID Tracking Project:

<https://covidtracking.com/data/>

UK Office for National Statistics:

<https://www.ons.gov.uk/peoplepopulationandcommunity/birthsdeathsandmarriages/deaths/bulletins/deathsregisteredweeklyinenglandandwalesprovisional/weekending24april2020>

COVID-19 Information for Switzerland:

<https://www.corona-data.ch/>

The COVID Tracking Project:

<https://covidtracking.com/data/api>

European Centre for Disease Prevention and Control:

<https://www.ecdc.europa.eu/en/publications-data/download-data-hospital-and-icu-admission-rates-and-current-occupancy-covid-19>

Worldwide Survival Rate, last 30d calculation =

$$\frac{[(Total\ Confirmed - Total\ Confirmed\ 30d\ ago) - (Total\ Deaths - Total\ Deaths\ 30d\ ago)]}{(Total\ Confirmed - Total\ Confirmed\ 30d\ ago)}$$

Provincial Health Services Authority of Canada. BC Center for Disease Control:

<http://www.bccdc.ca/about/news-stories/stories/2020/information-on-novel-coronavirus>

Secretary of Health, Mexico:

<https://www.gob.mx/salud/en>

OECD Economic Outlooks, Statistics:

https://www.oecd-ilibrary.org/economics/data/oecd-economic-outlook-statistics-and-projections_eo-data-en

Public Health Authority of Sweden:

<https://www.folkhalsomyndigheten.se/smittskydd-beredskap/utbrott/aktuella-utbrott/covid-19/bekraftade-fall-i-sverige>

CDC:

<https://www.cdc.gov/covid-data-tracker/index.html#demographics>

CDC Provisional COVID19 Deaths Counts

<https://data.cdc.gov/NCHS/Provisional-COVID-19-Death-Counts-by-Sex-Age-and-S/9bhg-hcku>

Canada Regional Data:

<https://health-infobase.canada.ca/covid-19/epidemiological-summary-covid-19-cases.html#fn1>

Canada Regional Populations (Q4 2019):

<https://www150.statcan.gc.ca/t1/tbl1/en/tv.action?pid=1710000901>

CDC COVID Data Tracker:

<https://covid.cdc.gov/covid-data-tracker/#vaccinations>

Bloomberg Aggregated State Vaccination Data:

<https://www.bloomberg.com/graphics/covid-vaccine-tracker-global-distribution/>