

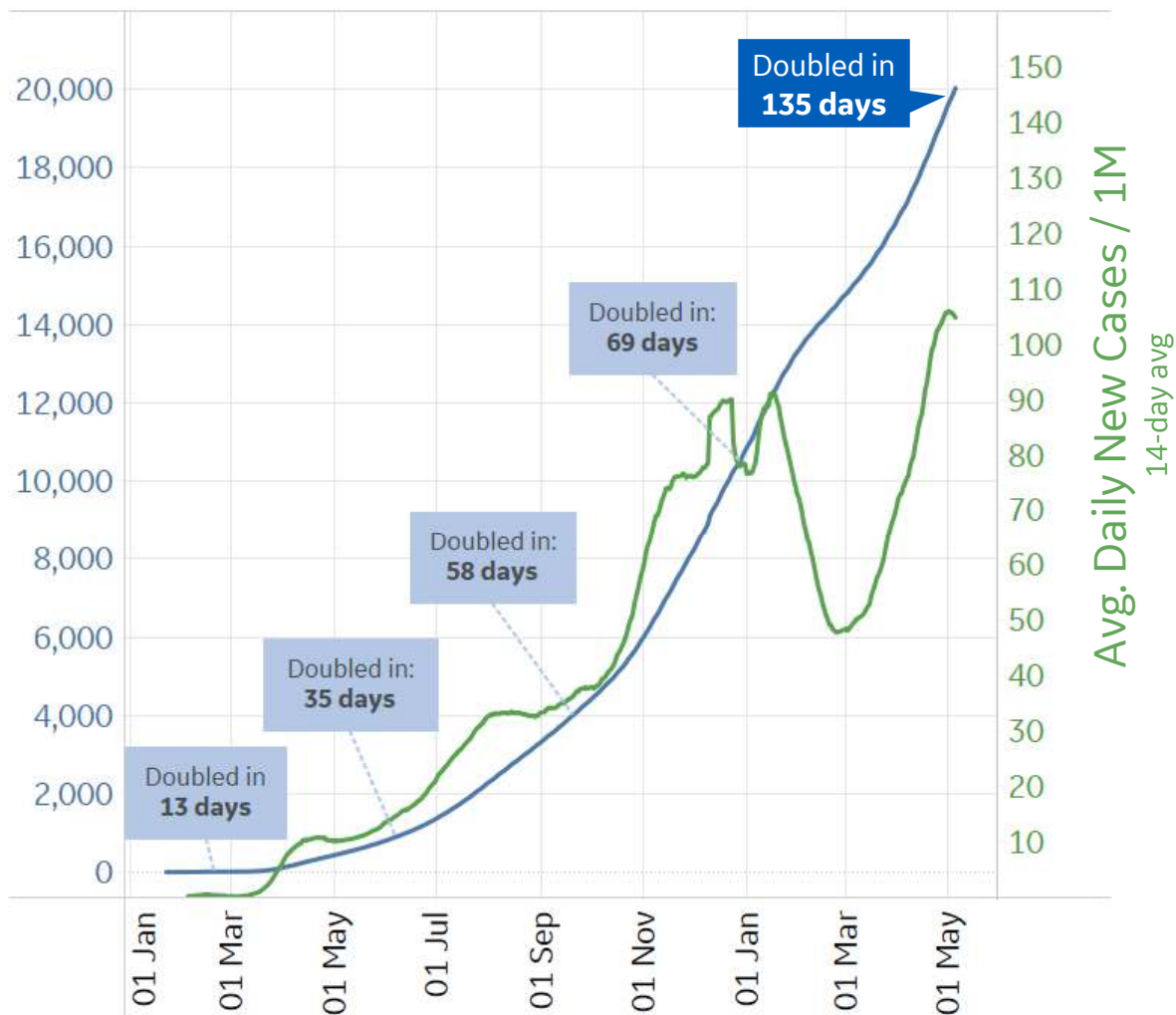


Global Confirmed & Active Cases



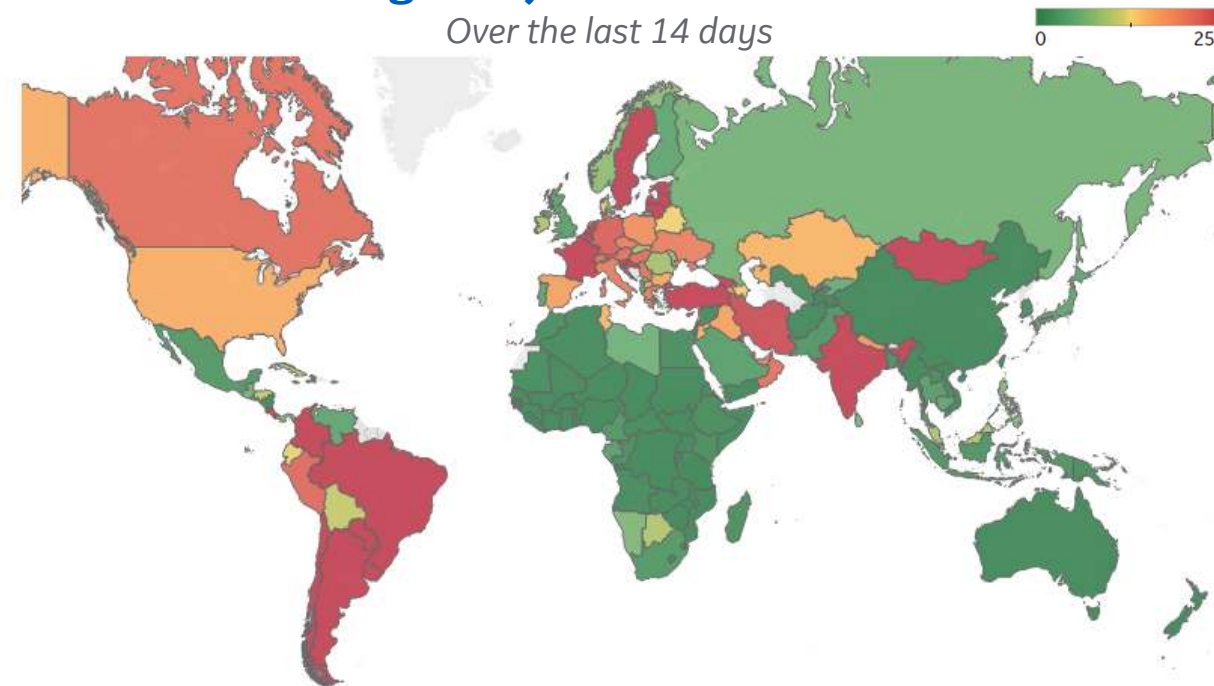
Trend since 22 Jan 2020

Total Confirmed Cases / 1M



Avg. Daily New Cases / 1M

Over the last 14 days



Per 1M:	New Today	Change from 30 days ago
Active	14	+12%
Confirmed	109	+18%
Deaths	2	+13%
Recovered	92	+22%
Worldwide Survival Rate	To Date 97.9%	Last 30 Days 98.4%



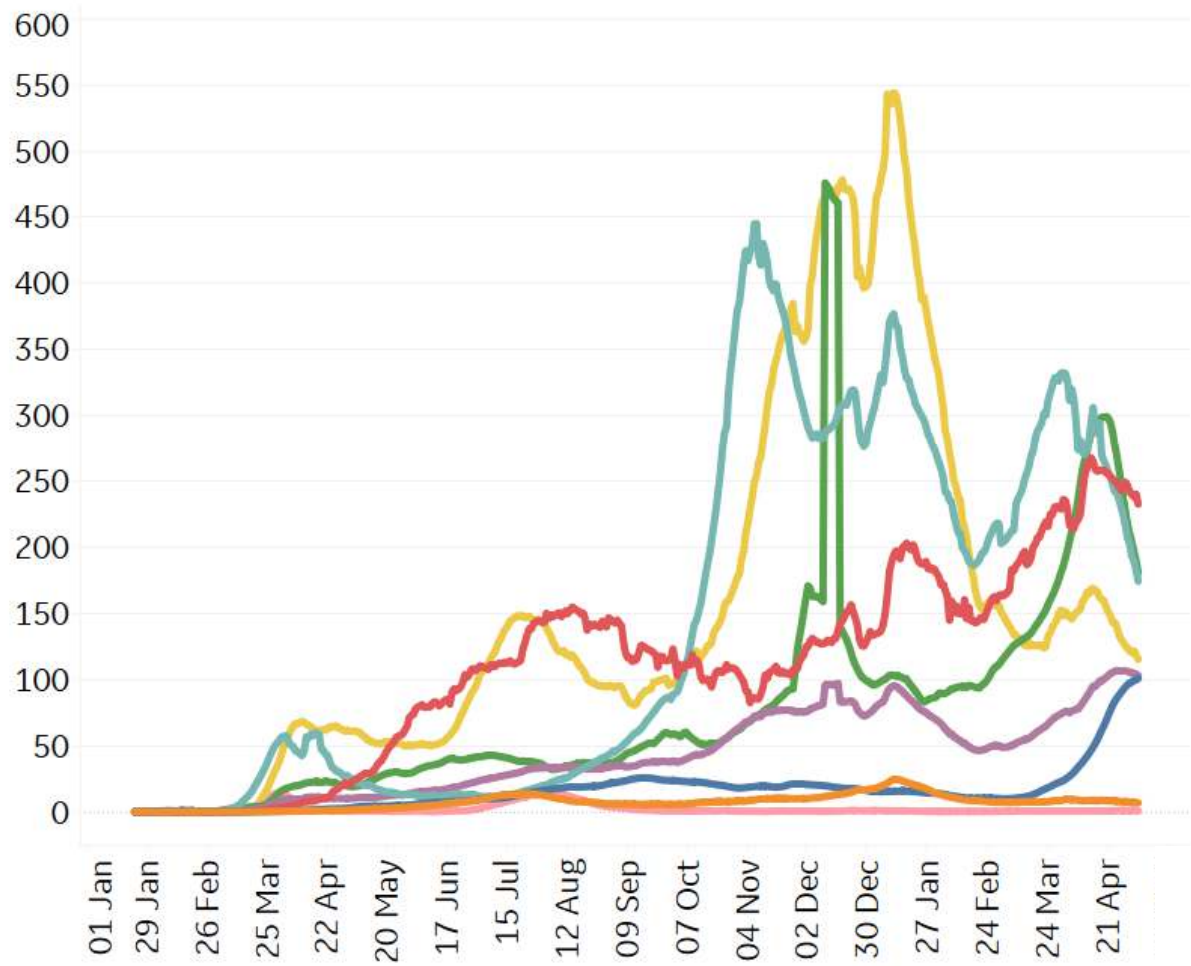
New Confirmed Cases & New Deaths

Updated 6 May 2021, 3:30 GMT 2

Key **World** **North America** **Europe** **Middle East** **Cent & South America** **Asia** **Africa** **Oceania**

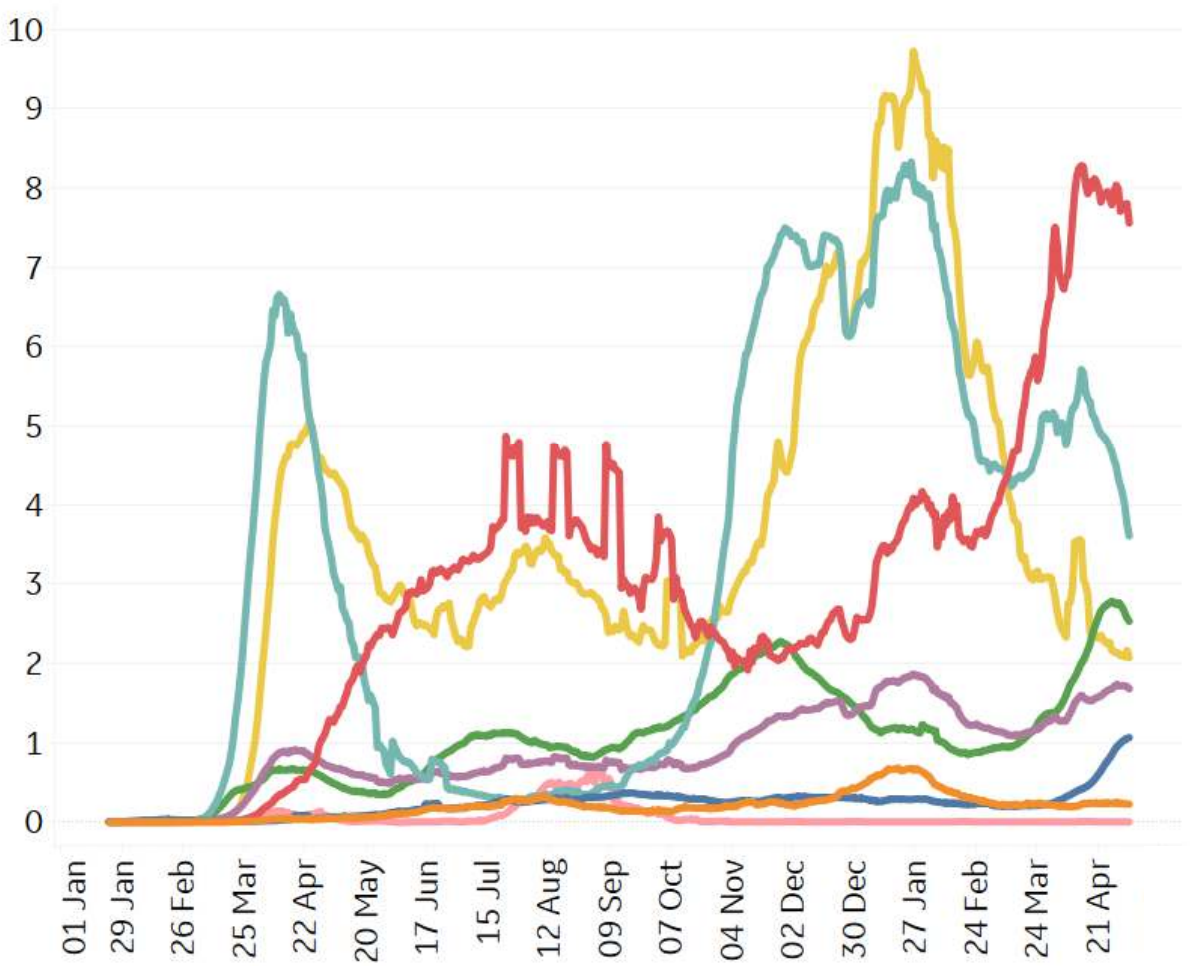
New Confirmed Cases / 1M

7-day rolling average



New Deaths / 1M

7-day rolling average



*Large jump in Middle East confirmed cases due to batched reporting of 823,225 new cases in **Turkey** on 10 Dec



Top 50 Countries: Per 1M



1 - 25	Average over last 7 days		Total Since 22 Jan			Change from 14d Ago 14 day avg of daily new	
	New Confirmed	New Deaths	Total Confirmed	Estimated Recovered	Total Deaths	Confirmed	Deaths
Hungary	171	15	81,360	75,482	2,916	-55%	-29%
Czechia	176	5	153,072	147,575	2,753	-40%	-44%
Bos. and Herz.	109	12	60,924	56,199	2,663	-51%	-31%
Bulgaria	110	10	58,693	54,133	2,414	-48%	-27%
North Macedonia	108	17	73,504	68,928	2,408	-59%	-5%
Slovakia	82	7	70,392	66,962	2,177	-35%	-45%
Belgium	256	3	86,607	80,741	2,106	-16%	-5%
Slovenia	364	3	117,232	110,531	2,058	-21%	23%
Italy	178	4	67,322	62,567	2,018	-19%	-29%
Brazil	275	11	70,240	64,492	1,950	-13%	-19%
Peru	153	8	55,159	50,237	1,901	-17%	4%
UK	30	0	65,428	63,095	1,883	5%	-38%
Poland	132	7	74,299	70,020	1,809	-62%	-36%
Croatia	406	11	82,677	74,565	1,782	-16%	15%
US	141	2	98,360	94,509	1,750	-26%	-5%
Spain	142	2	75,955	72,025	1,680	-12%	-9%
Portugal	36	0	82,193	79,954	1,666	-19%	-50%
France	308	4	88,360	81,663	1,621	-38%	-19%
EU	204	4	70,026	65,229	1,565	-29%	-24%
Colombia	309	9	57,674	51,595	1,494	5%	33%
Romania	68	6	55,147	52,418	1,487	-51%	-18%
Lithuania	427	5	92,826	85,421	1,467	11%	14%
Moldova	60	4	62,425	59,866	1,461	-54%	-34%
Argentina	451	9	67,960	59,822	1,457	-5%	78%
Panama	69	1	84,819	82,374	1,449	-2%	17%

Change from 14d ago: Compares 14d-avgs. of Daily New Cases/Deaths today with 14d-avgs from 14d ago
Estimated Recovered: Cases 14d ago - Deaths today

26 - 50	Average over last 7 days		Total Since 22 Jan			Change from 14d Ago 14 day avg of daily new	
	New Confirmed	New Deaths	Total Confirmed	Estimated Recovered	Total Deaths	Confirmed	Deaths
Armenia	146	5	73,534	69,633	1,410	-36%	-21%
Sweden	496	2	98,581	90,124	1,401	-14%	1%
Chile	289	5	63,974	58,311	1,398	-17%	-12%
Switzerland	187	1	77,113	72,961	1,235	-15%	22%
Kosovo	0	0	56,163	54,028	1,156	-74%	-81%
Latvia	275	4	64,010	58,752	1,148	-1%	-35%
Austria	186	3	69,533	65,484	1,145	-23%	-30%
Lebanon	125	3	77,682	74,383	1,083	-48%	-30%
Georgia	305	5	79,193	73,908	1,055	26%	80%
Netherlands	434	1	90,958	83,664	1,021	-2%	-15%
Ireland	93	1	50,850	48,560	995	19%	-52%
Estonia	275	4	93,312	88,657	892	-30%	-44%
Jordan	121	3	70,265	67,274	881	-52%	-42%
Uruguay	693	17	60,415	48,847	840	-18%	-2%
Serbia	162	3	79,644	76,032	741	-39%	-26%
Israel	7	0	96,905	96,022	736	-44%	-70%
West Bank and G.	162	3	65,601	61,875	726	-49%	-36%
Costa Rica	419	3	51,144	45,184	653	98%	83%
Turkey	347	4	58,758	52,226	497	-37%	22%
Bahrain	728	3	107,741	97,851	390	6%	-5%
Kuwait	314	2	65,691	60,811	377	-3%	24%
Cyprus	404	2	56,306	48,484	271	-4%	10%
Qatar	227	2	72,500	68,965	170	-25%	11%
UAE	187	0	53,508	50,674	162	-1%	-2%
Total World	103	2	20,035	18,150	418	6%	7%

Top 50 countries selected by Cases / 1M. Sorted by Total Deaths / 1M
Excludes countries with population < 1M



Top 50 Countries: Raw Volume

Updated 6 May 2021, 3:30 GMT

4

1 - 25	Average over last 7 days		Total Since 22 Jan			Change from 14d Ago 14 day avg of daily new	
	New Confirmed	New Deaths	Total Confirmed	Estimated Recovered	Total Deaths	Confirmed	Deaths
EU	90,974	1,765	31,179,077	29,043,308	696,833	-29%	-24%
US	46,656	686	32,557,444	31,282,819	579,275	-26%	-5%
Brazil	58,413	2,316	14,930,183	13,708,396	414,399	-13%	-19%
India	385,856	3,619	21,077,410	15,700,606	230,168	71%	156%
Mexico	2,720	298	2,355,985	2,097,804	218,007	-26%	-45%
UK	2,036	14	4,441,644	4,283,238	127,830	5%	-38%
Italy	10,787	250	4,070,400	3,782,894	122,005	-19%	-29%
Russia	8,482	354	4,792,354	4,563,677	110,022	0%	-1%
France	20,079	245	5,767,541	5,330,437	105,792	-38%	-19%
Germany	16,847	222	3,484,755	3,138,747	84,141	-7%	1%
Spain	6,638	89	3,551,262	3,367,506	78,566	-12%	-9%
Colombia	15,712	470	2,934,611	2,625,298	76,015	5%	33%
Iran	18,815	372	2,591,609	2,238,245	73,568	-15%	34%
Poland	5,003	278	2,811,951	2,650,011	68,482	-62%	-36%
Argentina	20,372	417	3,071,496	2,703,687	65,865	-5%	78%
Peru	5,050	276	1,818,689	1,656,414	62,674	-17%	4%
South Africa	1,396	39	1,588,221	1,515,378	54,557	12%	-26%
Ukraine	6,284	248	2,146,121	1,980,594	46,950	-38%	-19%
Indonesia	4,946	176	1,691,658	1,574,220	46,349	-3%	21%
Turkey	29,224	355	4,955,594	4,404,708	41,883	-37%	22%
Czechia	1,888	48	1,639,248	1,580,382	29,479	-40%	-44%
Romania	1,302	112	1,060,895	1,008,393	28,616	-51%	-18%
Hungary	1,653	143	785,967	729,187	28,173	-55%	-29%
Chile	5,525	93	1,222,949	1,114,677	26,726	-17%	-12%
Canada	7,904	47	1,266,249	1,130,616	24,437	-7%	12%

26 - 50	Average over last 7 days		Total Since 22 Jan			Change from 14d Ago 14 day avg of daily new	
	New Confirmed	New Deaths	Total Confirmed	Estimated Recovered	Total Deaths	Confirmed	Deaths
Belgium	2,970	38	1,003,746	935,763	24,406	-16%	-5%
Ecuador	2,198	62	393,048	343,936	18,907	30%	48%
Pakistan	3,704	107	841,636	759,809	18,429	-13%	10%
Philippines	7,580	110	1,073,555	944,507	17,800	-22%	-30%
Netherlands	7,439	23	1,558,549	1,433,570	17,501	-2%	-15%
Portugal	363	1	838,102	815,272	16,983	-19%	-50%
Bulgaria	762	71	407,827	376,140	16,773	-48%	-27%
Iraq	5,727	35	1,091,954	986,214	15,640	-15%	3%
Sweden	5,011	22	995,595	910,189	14,151	-14%	1%
Slovakia	448	39	384,317	365,587	11,886	-35%	-45%
Bangladesh	1,818	64	767,338	720,305	11,755	-52%	-13%
Switzerland	1,615	10	667,380	631,446	10,685	-15%	22%
Japan	5,318	64	617,890	537,335	10,501	27%	69%
Austria	1,676	23	626,239	589,778	10,311	-23%	-30%
Morocco	313	4	512,656	498,295	9,043	-30%	-27%
Jordan	1,237	33	716,923	686,402	8,988	-52%	-42%
Lebanon	854	24	530,217	507,698	7,390	-48%	-30%
Saudi Arabia	1,005	12	422,316	401,020	7,018	9%	15%
Serbia	1,420	24	695,875	664,323	6,478	-39%	-26%
Israel	63	1	838,767	831,122	6,370	-44%	-70%
Panama	297	4	365,975	355,426	6,252	-2%	17%
Kazakhstan	2,630	5	388,111	346,624	3,363	2%	44%
UAE	1,846	3	529,220	501,190	1,601	-1%	-2%
Malaysia	3,255	16	424,376	380,222	1,591	56%	99%
Total World	796,810	12,998	155,200,532	140,601,022	3,241,798	6%	7%

Change from 14d ago: Compares 14d-avgs. of Daily New Cases/Deaths today with 14d-avgs from 14d ago
Estimated Recovered: Cases 14d ago - Deaths today

Top 50 countries selected by Total Cases. Sorted by Total Deaths
Excludes countries with population < 1M



United States: Per 1M



1 - 25	Average over last 7 days		Total Since 22 Jan			Change from 14d Ago 14 day avg of daily new	
	New Confirmed	New Deaths	Total Confirmed	Estimated Recovered	Total Deaths	Confirmed	Deaths
New Jersey	183	3	113,094	108,266	2,894	-65%	-16%
New York	157	3	105,990	100,767	2,701	-44%	-9%
Massachusetts	153	2	100,632	95,626	2,562	-36%	14%
Rhode Island	215	2	140,837	134,954	2,532	-37%	4%
Mississippi	59	1	105,073	101,673	2,427	-10%	-30%
Arizona	103	2	118,980	115,191	2,385	7%	-9%
Connecticut	145	2	95,805	91,121	2,279	-40%	5%
Louisiana	107	2	99,123	95,500	2,241	-4%	-22%
South Dakota	109	2	139,119	135,127	2,234	-39%	37%
Alabama	69	1	107,980	104,715	2,229	-27%	-21%
Pennsylvania	224	3	90,988	85,474	2,058	-30%	-4%
North Dakota	174	2	141,827	137,377	2,005	-9%	-19%
Indiana	165	1	107,744	103,567	1,986	-14%	-16%
New Mexico	106	2	94,801	91,423	1,948	7%	14%
Illinois	202	3	106,243	101,407	1,929	-16%	34%
Michigan	336	7	95,315	87,750	1,913	-44%	28%
Georgia	115	2	104,155	100,544	1,909	-8%	-15%
Arkansas	70	1	111,591	108,790	1,907	6%	-4%
Iowa	115	1	116,184	112,663	1,890	-22%	0%
S. Carolina	144	2	113,006	109,121	1,852	-18%	12%
Tennessee	115	1	124,596	120,894	1,791	-29%	-13%
Nevada	121	2	102,945	99,431	1,781	-8%	24%
Texas	97	2	100,234	97,043	1,741	-15%	-13%
Oklahoma	51	2	113,481	110,977	1,727	-24%	147%
Kansas	78	1	106,958	104,142	1,716	4%	61%

Change from 14d ago: Compares 14d-avgs. of Daily New Cases/Deaths today with 14d-avgs from 14d ago
Estimated Recovered: Cases 14d ago - Deaths today

26 - 51	Average over last 7 days		Total Since 22 Jan			Change from 14d Ago 14 day avg of daily new	
	New Confirmed	New Deaths	Total Confirmed	Estimated Recovered	Total Deaths	Confirmed	Deaths
Delaware	228	1	108,241	103,069	1,672	-31%	-31%
Ohio	119	1	92,285	88,891	1,655	-26%	-33%
Florida	209	3	104,943	100,051	1,652	-21%	9%
DC	103	1	68,071	64,941	1,571	-32%	-43%
California	45	2	94,924	92,706	1,571	-32%	-27%
West Virginia	212	3	86,464	82,126	1,510	-8%	-219%
Missouri	112	2	96,944	93,930	1,501	N/A	-11%
Montana	129	1	102,411	99,140	1,476	-5%	-69%
Kentucky	138	2	100,036	96,781	1,464	-1%	-3%
Maryland	123	2	74,547	71,121	1,458	-35%	-4%
Wisconsin	122	2	113,985	110,963	1,305	-17%	124%
Minnesota	267	2	103,300	98,085	1,292	-20%	19%
Virginia	107	2	77,738	74,836	1,270	-32%	-9%
Wyoming	108	1	100,971	98,155	1,227	12%	25%
N. Carolina	153	1	93,131	89,607	1,213	-13%	-10%
Nebraska	102	0	114,102	111,327	1,161	-35%	-65%
Idaho	93	1	105,444	102,798	1,148	-17%	-50%
Colorado	284	2	89,924	84,773	1,100	4%	63%
New Hampshire	155	1	70,516	66,990	962	-36%	52%
Washington	184	1	53,833	50,516	727	9%	1%
Utah	109	1	124,449	122,161	692	-6%	11%
Oregon	186	1	44,673	41,403	595	25%	27%
Maine	230	1	46,762	42,905	588	-24%	10%
Alaska	162	0	93,864	90,674	476	-16%	-33%
Vermont	120	0	37,255	35,241	397	-44%	-62%
Hawaii	77	0	24,223	22,921	343	-1%	57%

Sorted by Total Deaths / 1M



United States: Raw Volume



1 - 25	Average over last 7 days		Total Since 22 Jan			Change from 14d Ago 14 day avg of daily new	
	New Confirmed	New Deaths	Total Confirmed	Estimated Recovered	Total Deaths	Confirmed	Deaths
California	1,760	69	3,750,644	3,663,018	62,070	-32%	-27%
New York	3,063	57	2,061,887	1,960,268	52,538	-44%	-9%
Texas	2,818	53	2,906,362	2,813,848	50,471	-15%	-13%
Florida	4,483	64	2,253,929	2,148,876	35,478	-21%	9%
Pennsylvania	2,864	34	1,164,827	1,094,232	26,349	-30%	-4%
New Jersey	1,629	28	1,004,525	961,643	25,707	-65%	-16%
Illinois	2,564	33	1,346,294	1,285,016	24,443	-16%	34%
Georgia	1,225	25	1,105,855	1,067,518	20,273	-8%	-15%
Ohio	1,393	9	1,078,734	1,039,051	19,344	-26%	-33%
Michigan	3,356	71	951,899	876,345	19,100	-44%	28%
Massachusetts	1,052	11	693,608	659,100	17,658	-36%	14%
Arizona	750	11	866,022	838,444	17,360	7%	-9%
Indiana	1,113	9	725,353	697,234	13,373	-14%	-16%
N. Carolina	1,605	15	976,768	939,808	12,721	-13%	-10%
Tennessee	786	8	850,885	825,605	12,228	-29%	-13%
Alabama	338	7	529,446	513,437	10,930	-27%	-21%
Virginia	912	16	663,538	638,764	10,844	-32%	-9%
Louisiana	497	7	460,803	443,959	10,418	-4%	-22%
S. Carolina	742	9	581,835	561,833	9,536	-18%	12%
Missouri	687	12	594,984	576,486	9,215	N/A	-11%
Maryland	742	15	450,689	429,976	8,813	-35%	-4%
Connecticut	516	6	341,571	324,871	8,124	-40%	5%
Wisconsin	710	9	663,668	646,074	7,596	-17%	124%
Minnesota	1,507	13	582,576	553,166	7,284	-20%	19%
Mississippi	174	4	312,712	302,595	7,223	-10%	-30%

Change from 14d ago: Compares 14d-avgs. of Daily New Cases/Deaths today with 14d-avgs from 14d ago

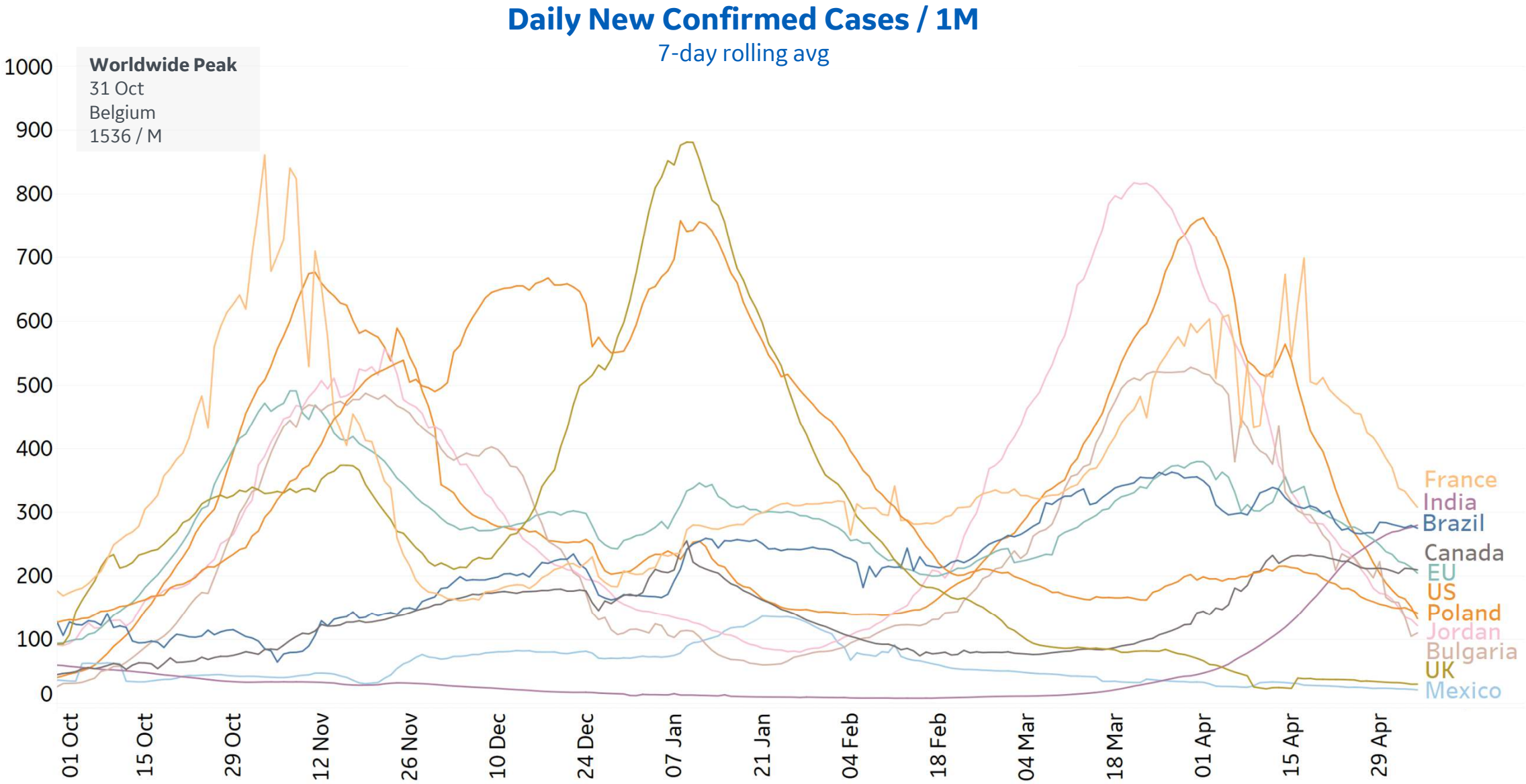
Estimated Recovered: Cases 14d ago - Deaths today

26 - 51	Average over last 7 days		Total Since 22 Jan			Change from 14d Ago 14 day avg of daily new	
	New Confirmed	New Deaths	Total Confirmed	Estimated Recovered	Total Deaths	Confirmed	Deaths
Oklahoma	200	6	449,041	439,131	6,832	-24%	147%
Kentucky	616	8	446,929	432,385	6,542	-1%	-3%
Colorado	1,635	9	517,851	488,184	6,337	4%	63%
Iowa	362	4	366,570	355,461	5,962	-22%	0%
Arkansas	210	4	336,760	328,307	5,754	6%	-4%
Washington	1,398	9	409,933	384,675	5,539	9%	1%
Nevada	373	6	317,088	306,263	5,487	-8%	24%
Kansas	227	3	311,602	303,399	5,000	4%	61%
New Mexico	223	5	198,781	191,698	4,085	7%	14%
West Virginia	379	5	154,956	147,181	2,707	-8%	-219%
Rhode Island	228	2	149,197	142,965	2,682	-37%	4%
Oregon	786	3	188,417	174,625	2,509	25%	27%
Nebraska	197	0	220,720	215,351	2,245	-35%	-65%
Utah	351	4	398,979	391,643	2,219	-6%	11%
Idaho	167	1	188,435	183,707	2,052	-17%	-50%
South Dakota	96	2	123,073	119,541	1,976	-39%	37%
Delaware	222	1	105,401	100,365	1,628	-31%	-31%
Montana	138	2	109,455	105,959	1,578	-5%	-69%
North Dakota	132	2	108,081	104,690	1,528	-9%	-19%
New Hampshire	211	2	95,881	91,087	1,308	-36%	52%
DC	73	1	48,041	45,832	1,109	-32%	-43%
Maine	310	2	62,858	57,674	791	-24%	10%
Wyoming	63	0	58,438	56,808	710	12%	25%
Hawaii	108	0	34,296	32,453	485	-1%	57%
Alaska	119	0	68,666	66,332	348	-16%	-33%
Vermont	75	0	23,247	21,990	248	-44%	-62%

Sorted by Total Deaths



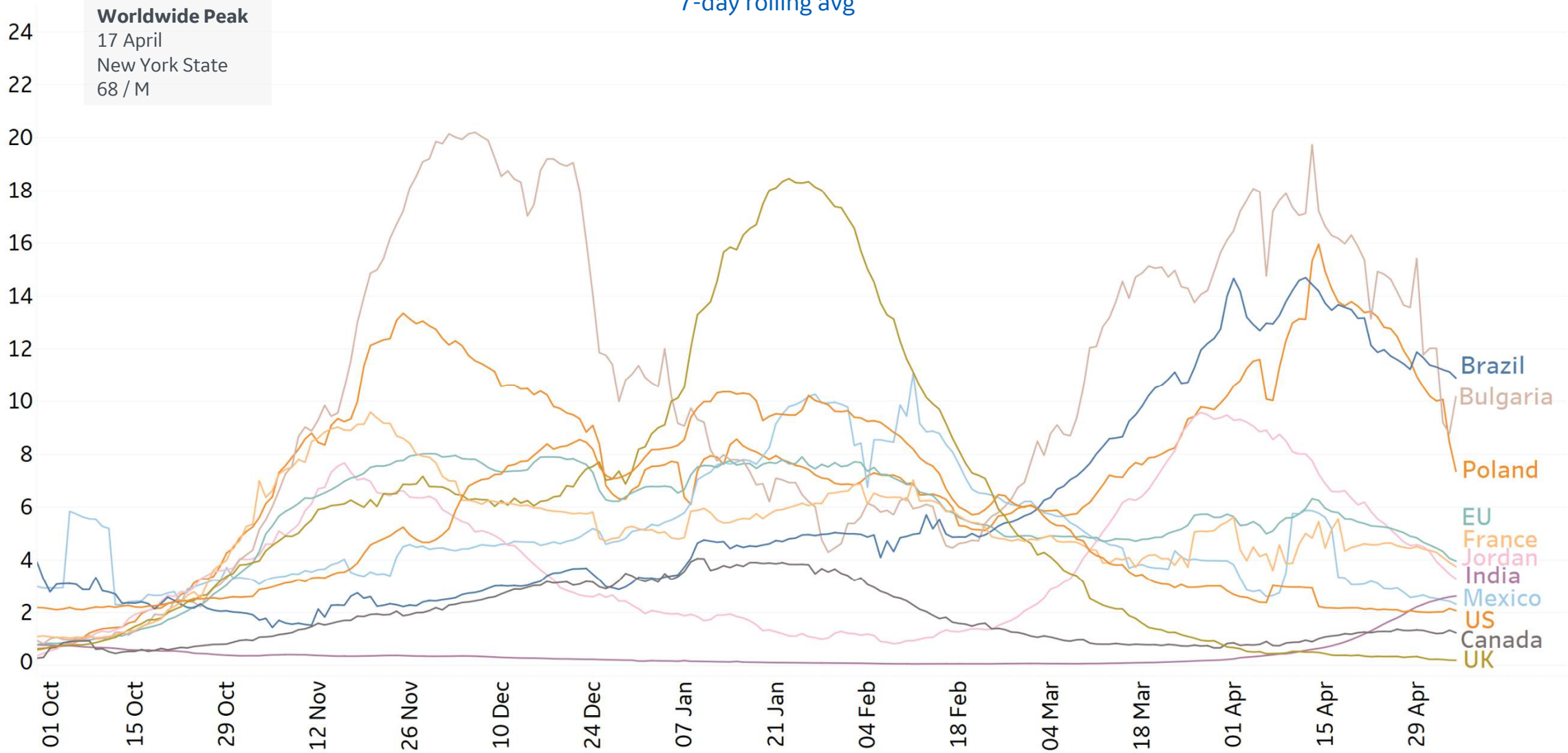
New Confirmed Cases in Select Countries





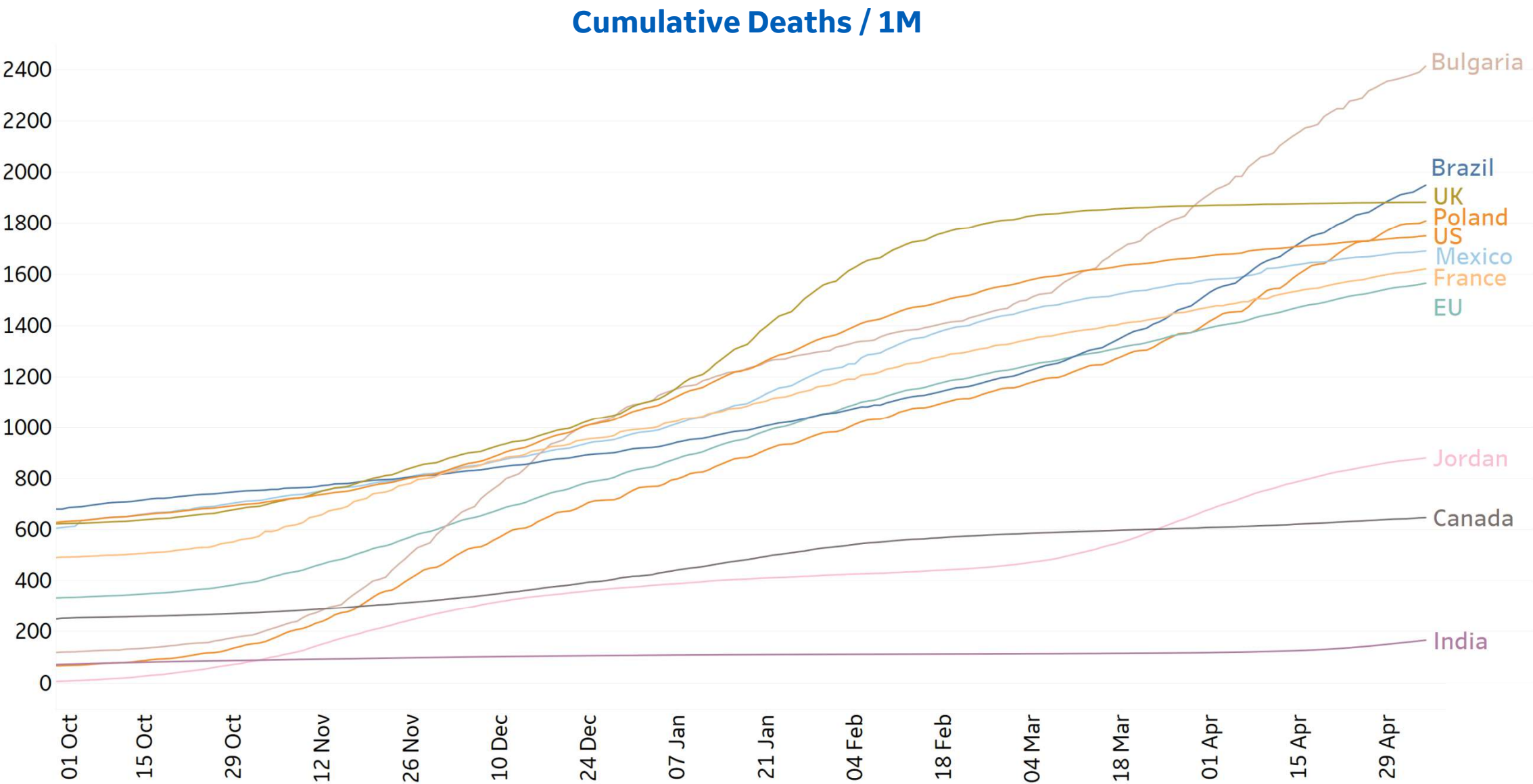
New Deaths in Select Countries

Daily New Deaths / 1M
7-day rolling avg



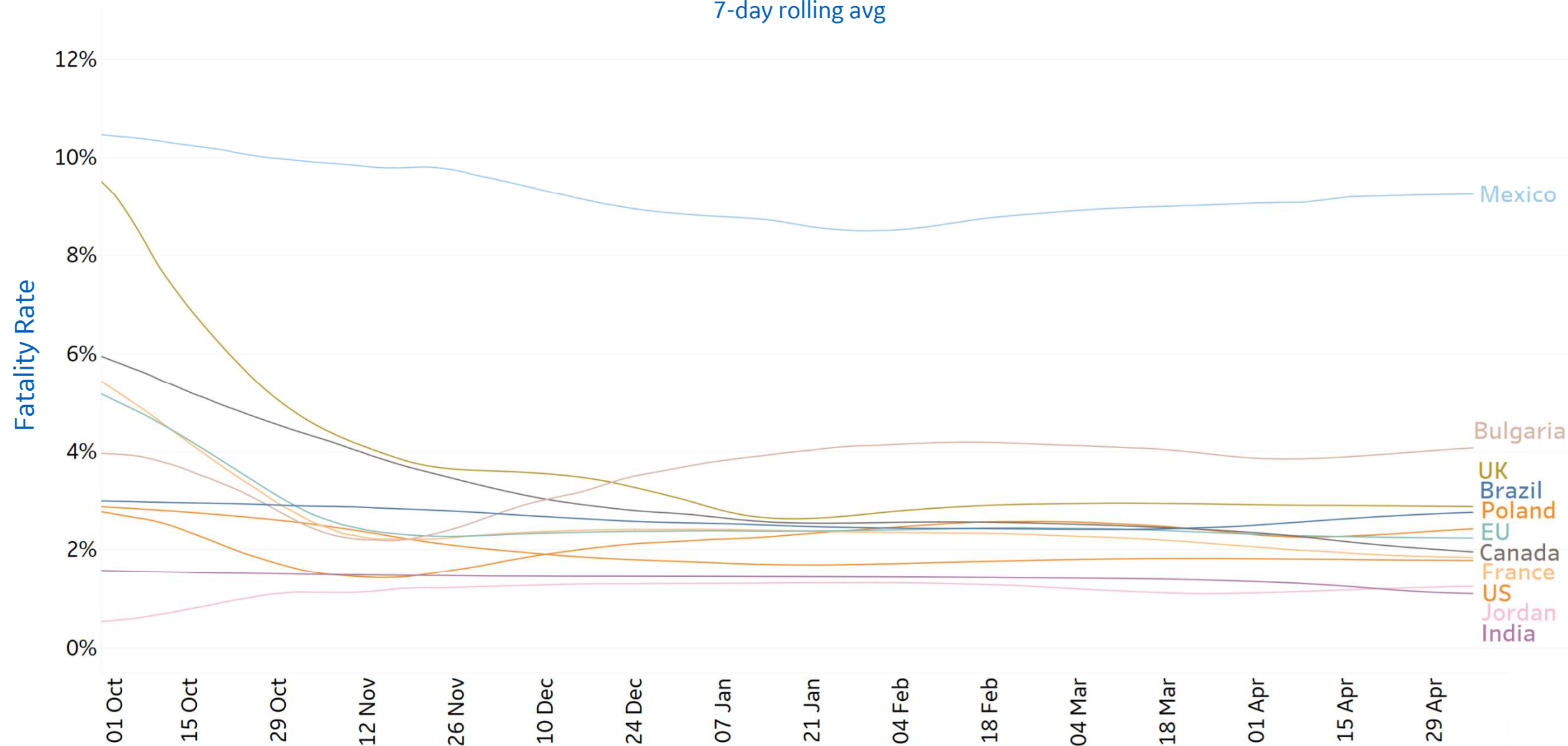


Cumulative Deaths in Select Countries





7-day rolling avg

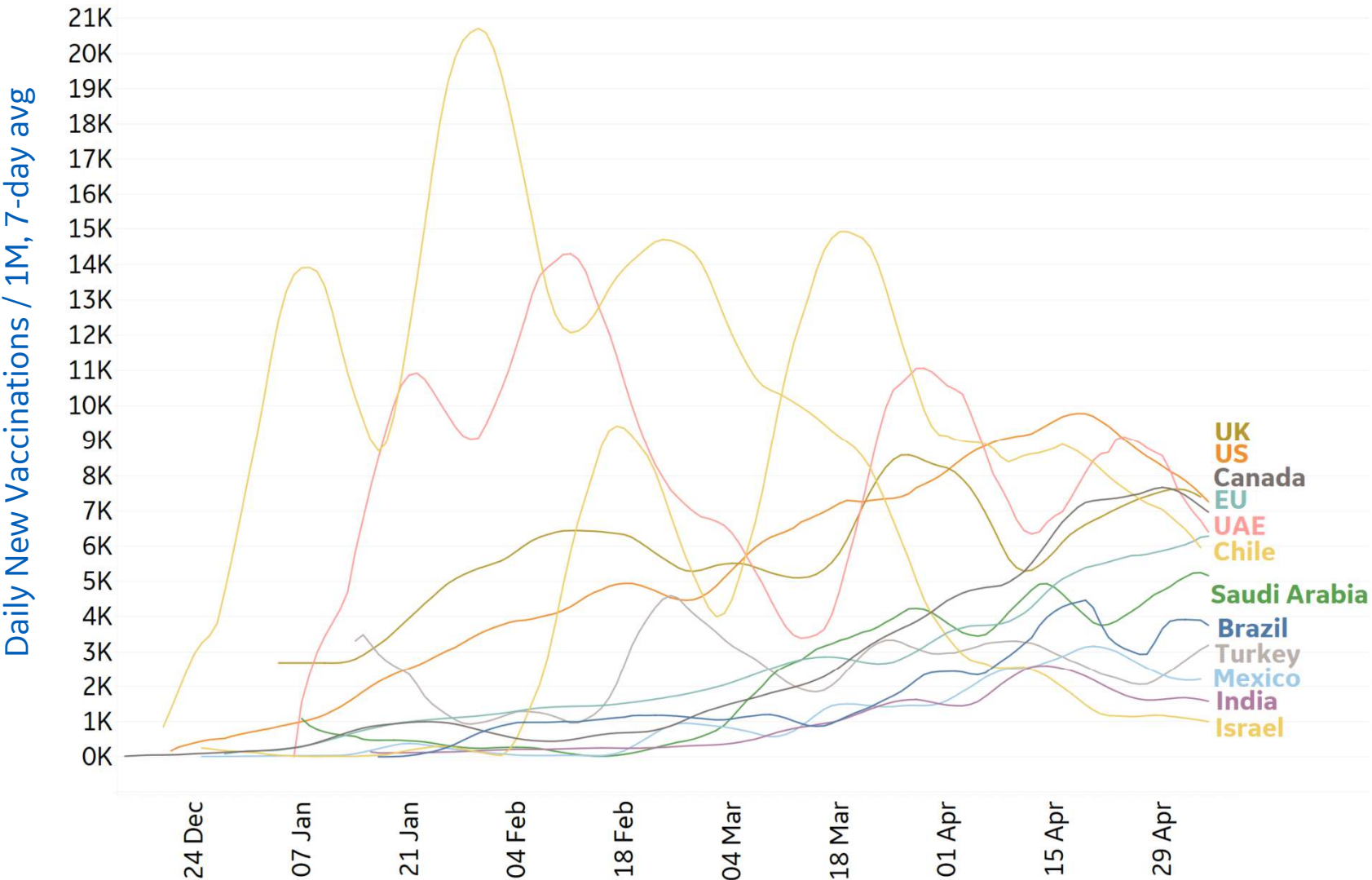




Daily & Total Vaccinations, Select Countries

Updated 6 May 2021, 3:30 GMT

Select countries with data available



	Total Vaccinations per 1M	% of Population Fully Vaccinated
Israel	1,211,124	58.6%
UAE	1,095,451	
Chile	791,627	36.1%
US	753,972	32.4%
UK	746,583	23.4%
Hungary	669,589	24.0%
Germany	389,060	8.5%
Canada	385,989	3.1%
Spain	383,203	11.5%
Italy	365,721	11.1%
EU	359,667	9.9%
France	358,561	10.7%
Portugal	351,553	9.2%
Turkey	285,797	11.7%
Saudi Arabia	285,069	
Brazil	214,865	6.9%
Mexico	150,002	6.5%
India	115,892	2.2%

*Total Vax and % Fully Vaccinated use
most current reported data per country



US State Vaccinations to Date



State	% Fully Vaccinated	% Rec'd at Least 1 Dose	Population
Maine	42.0%	56.1%	1,344,212
Connecticut	41.1%	56.2%	3,565,287
Vermont	40.2%	58.4%	623,989
New Mexico	39.3%	52.0%	2,096,829
Massachusetts	39.0%	58.0%	6,892,503
Rhode Island	38.9%	53.8%	1,059,361
New Jersey	38.4%	52.8%	8,882,190
South Dakota	38.3%	45.2%	884,659
Hawaii	37.0%	54.1%	1,415,872
New York	37.0%	48.9%	19,453,561
Wisconsin	37.0%	46.4%	5,822,434
Alaska	36.2%	42.3%	731,545
Maryland	36.1%	49.9%	6,045,680
Minnesota	36.1%	48.2%	5,639,632
Iowa	36.1%	44.9%	3,155,070
Virginia	35.0%	48.4%	8,535,519
Colorado	34.8%	47.6%	5,758,736
Delaware	34.8%	47.9%	973,764
Nebraska	34.7%	43.8%	1,934,408
Washington	34.1%	48.0%	7,614,893
Pennsylvania	34.1%	51.2%	12,801,989
Ohio	33.7%	41.1%	11,689,100
Michigan	33.6%	43.5%	9,986,857
North Dakota	33.4%	39.6%	762,062
Montana	33.3%	41.4%	1,068,778

31.9%

Total US population
fully vaccinated
(**318,509** per million)

40.3%

Eligible US population (16+)
fully vaccinated
(**403,176** per million)

44.0%

Total US population
having received
at least 1 dose
(**439,953** per million)

55.7%

Eligible US population (16+)
having received
at least 1 dose
(**556,903** per million)

State	% Fully Vaccinated	% Rec'd at Least 1 Dose	Population
Kansas	32.9%	43.1%	2,913,314
Kentucky	32.9%	41.6%	4,467,673
Oregon	32.6%	46.2%	4,217,737
California	32.4%	50.1%	39,512,223
Illinois	31.8%	47.6%	12,671,821
West Virginia	31.0%	36.0%	1,792,147
North Carolina	30.9%	39.9%	10,488,084
Oklahoma	30.6%	39.0%	3,956,971
Florida	30.5%	42.8%	21,477,737
New Hampshir..	30.3%	61.2%	1,359,711
Arizona	30.2%	41.5%	7,278,717
Nevada	29.4%	40.4%	3,080,156
Missouri	28.9%	38.3%	6,137,428
Wyoming	28.6%	34.4%	578,759
South Carolina	28.5%	37.1%	5,148,714
Texas	28.4%	39.0%	28,995,881
Indiana	28.3%	36.9%	6,732,219
Idaho	28.2%	34.6%	1,787,065
Louisiana	26.9%	32.4%	4,648,794
Arkansas	26.6%	36.1%	3,017,804
Georgia	26.0%	35.6%	10,617,423
Tennessee	25.8%	34.9%	6,829,174
Utah	25.5%	40.5%	3,205,958
Mississippi	24.5%	31.6%	2,976,149
Alabama	24.5%	33.0%	4,903,185

US total percentages of population fully vaccinated and having received at least one dose include values reported by the 50 US states.

Eligible US population is derived from 2019 estimates of the US population aged 16+ (census.gov)

Federal agencies are excluded from these calculations

Sources: Our World in Data US State Vaccination Data;
CDC COVID-19 Vaccine Tracker



Europe & Middle East

Per 1M in Region

	Today	Change
Active Cases	21,802	+0.0%
Confirmed	185	+0.3%
Deaths	4	+0.3%
Recovered	180	+0.5%

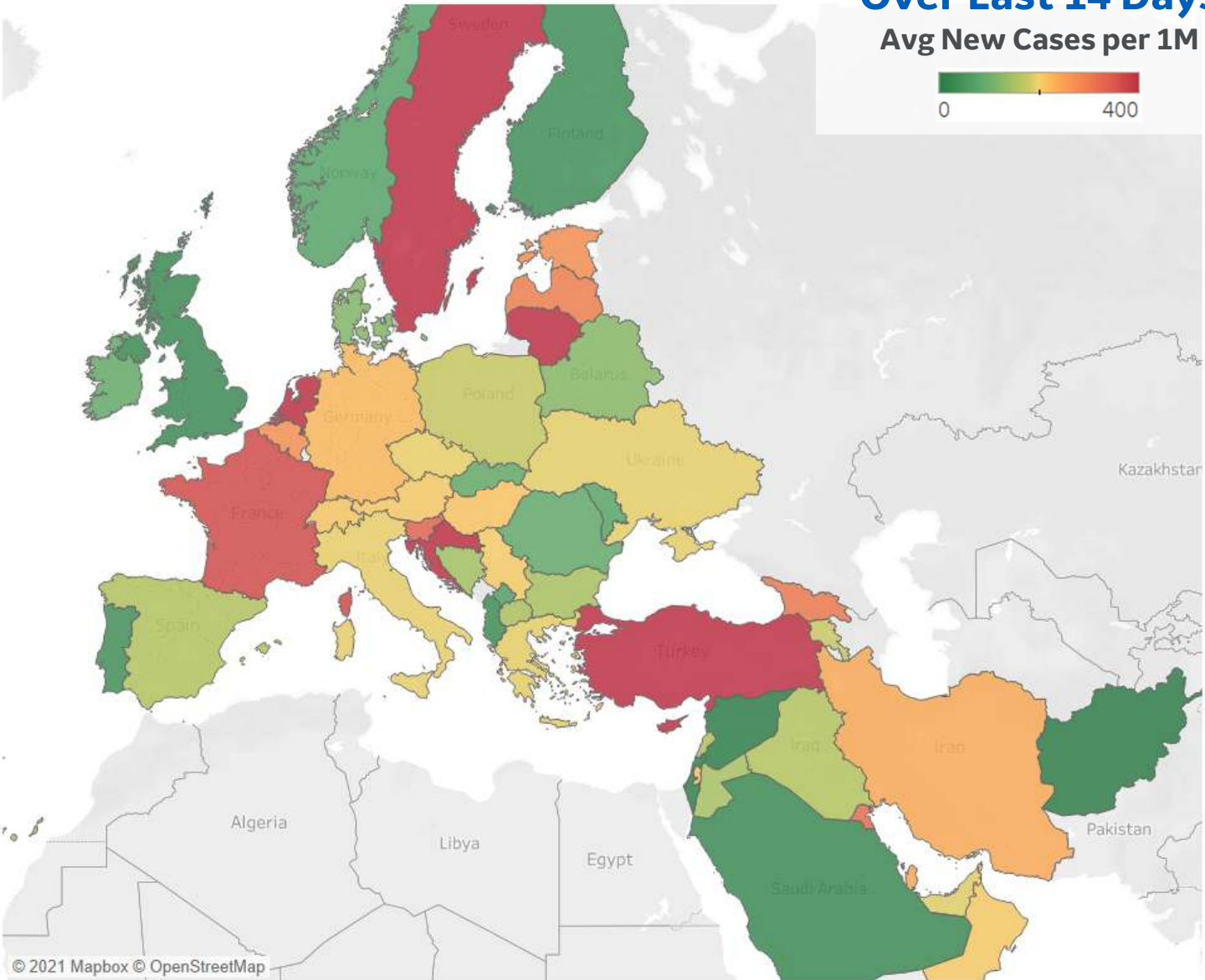
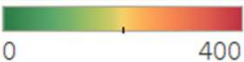
Average Daily New Cases & Deaths per 1M Over Last 14 Days

	Cases	Deaths
Bahrain	679	2
Cyprus	539	2
Sweden	504	2
Croatia	452	11
Netherlands	448	1
Turkey	431	4
Lithuania	424	5
France	363	4
Slovenia	332	4
Kuwait	322	2
Georgia	302	4
Latvia	294	3
Estonia	269	4
Belgium	269	3
Qatar	240	2

Top 15 countries selected by 14-day avg new cases per 1M
Excl. countries with population < 1M

Over Last 14 Days

Avg New Cases per 1M





Mexico

Per 1M in Region

	Today	Change
Active Cases	2,017	-0.1%
Confirmed	24	+0.1%
Deaths	3	+0.2%
Recovered	22	+0.2%

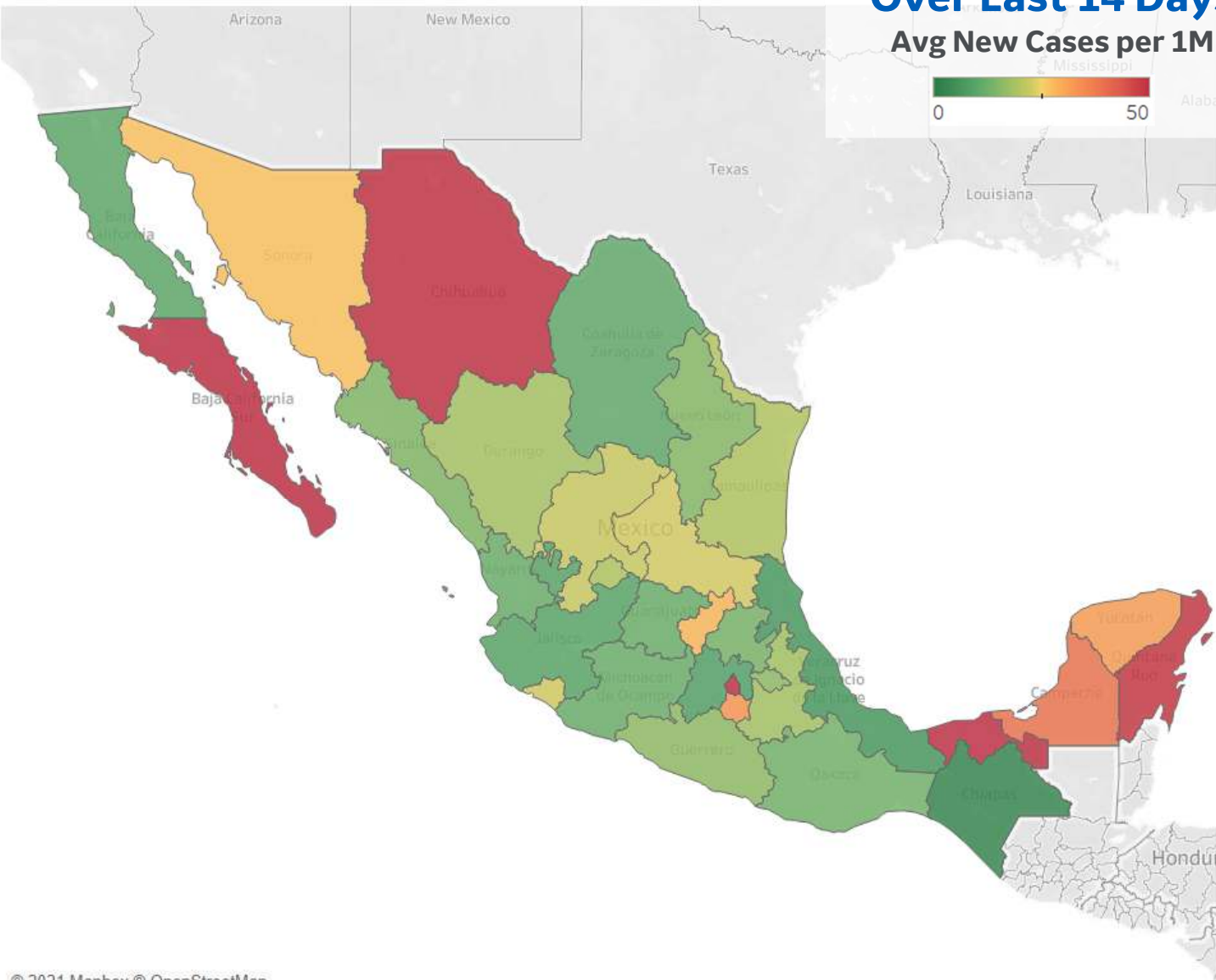
Average Daily New Cases & Deaths per 1M Over Last 14 Days

	Cases	Deaths
Distrito Federal	109	6
Baja California Sur	68	4
Tabasco	50	2
Chihuahua	50	4
Quintana Roo	49	3
Campeche	39	2
Morelos	33	5
Yucatán	32	4
Querétaro	28	4
Sonora	27	2
Nacional	23	3
San Luis Potosí	23	2
Colima	23	1
Zacatecas	22	2
Tamaulipas	20	2

Top 15 countries selected by 14-day avg new cases per 1M
Excl. countries with population < 1M

Over Last 14 Days

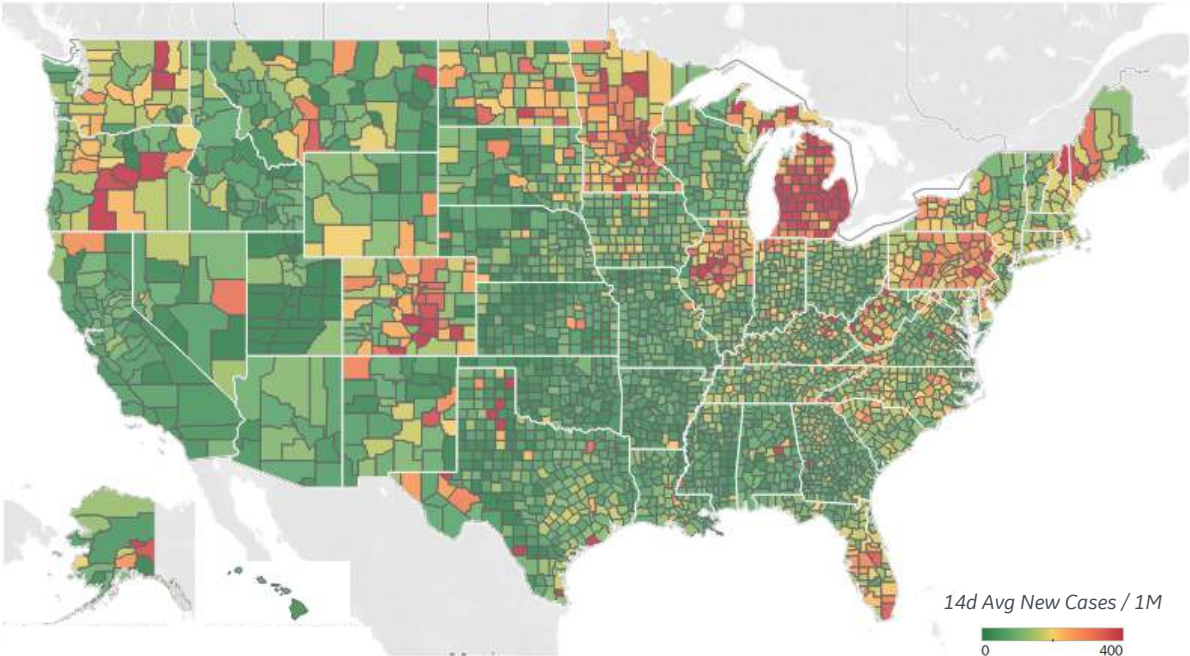
Avg New Cases per 1M





US Counties: Recent Cases and Deaths

Average New Cases per 1M Over Last 14 Days

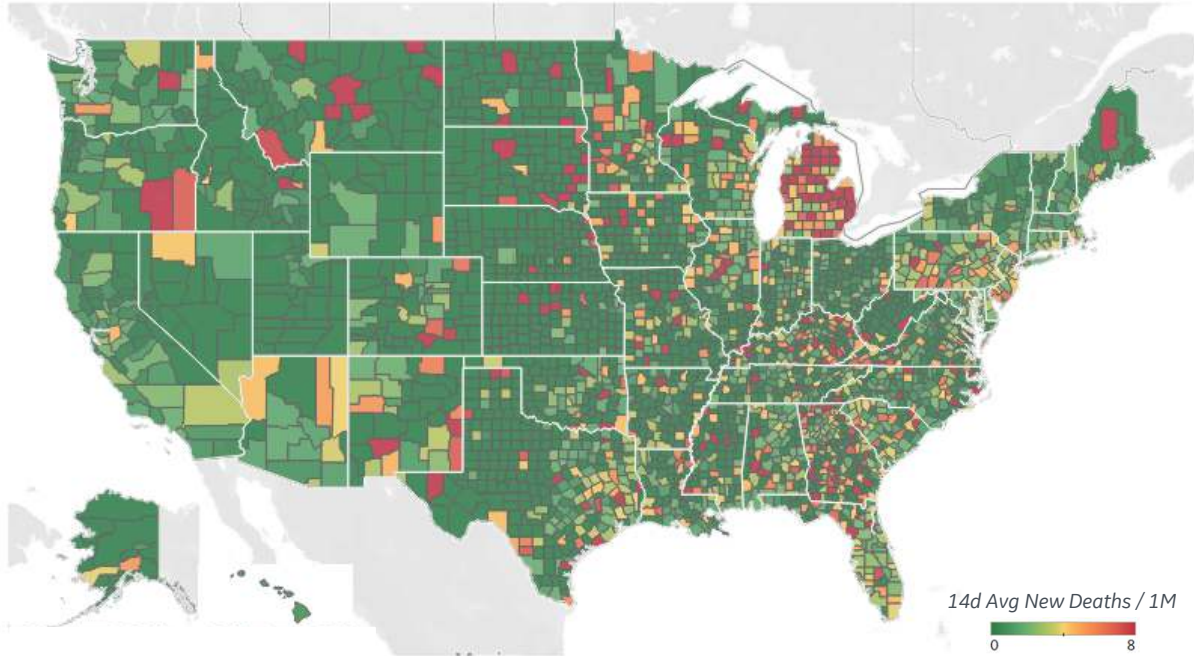


Top 10 by New Confirmed

Avg New Confirmed Cases / 1M

Ottawa County, MI	479
Macomb County, MI	463
Genesee County, MI	458
Kent County, MI	448
Wayne County, MI	421
Berks County, PA	392
Kalamazoo County, MI	382
El Paso County, CO	376
Oakland County, MI	373
Anoka County, MN	362

Average New Deaths per 1M Over Last 14 Days



Top 10 by New Deaths

Avg New Deaths/ 1M

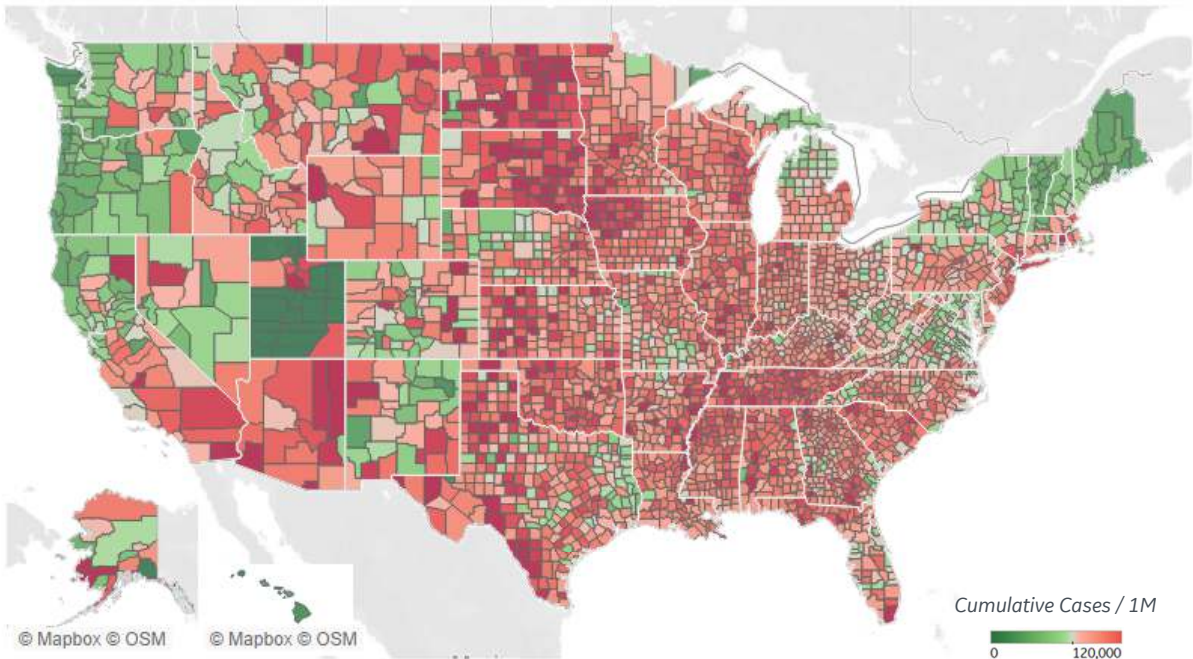
Macomb County, MI	12
Wayne County, MI	9
Nueces County, TX	8
Genesee County, MI	7
Atlantic County, NJ	7
Cameron County, TX	6
Ingham County, MI	6
St. Louis city, MO	5
Baltimore city, MD	5
Orange County, NY	5

Note: Lists includes counties >= 250K population



US Counties: Cumulative Cases and Deaths

Confirmed **Cases** per 1M to date

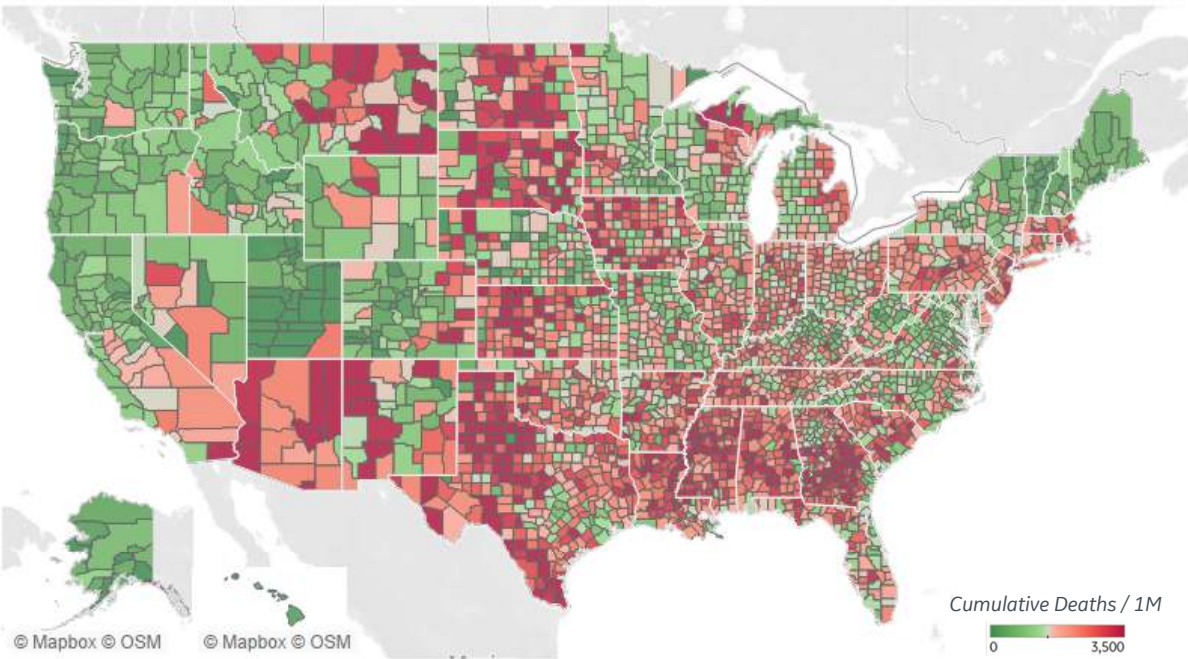


Top 10 Counties

Total Confirmed Cases / 1M

Miami-Dade County, FL	179,446
El Paso County, TX	160,250
Webb County, TX	158,098
Lubbock County, TX	157,675
Providence County, RI	151,453
Utah County, UT	150,201
Passaic County, NJ	143,382
Rockland County, NY	142,565
Greenville County, SC	141,150
San Bernardino County, CA	135,892

Reported **Deaths** per 1M to date



Top 10 Counties

Total Reported Deaths/ 1M

New York City*	6,094
Cameron County, TX	3,861
Passaic County, NJ	3,726
Essex County, NJ	3,650
Ocean County, NJ	3,493
Union County, NJ	3,473
Hudson County, NJ	3,319
Hidalgo County, TX	3,258
Hampden County, MA	3,212
El Paso County, TX	3,174

* New York City counties

aggregated into one reporting area



Canada

Per 1M in Region

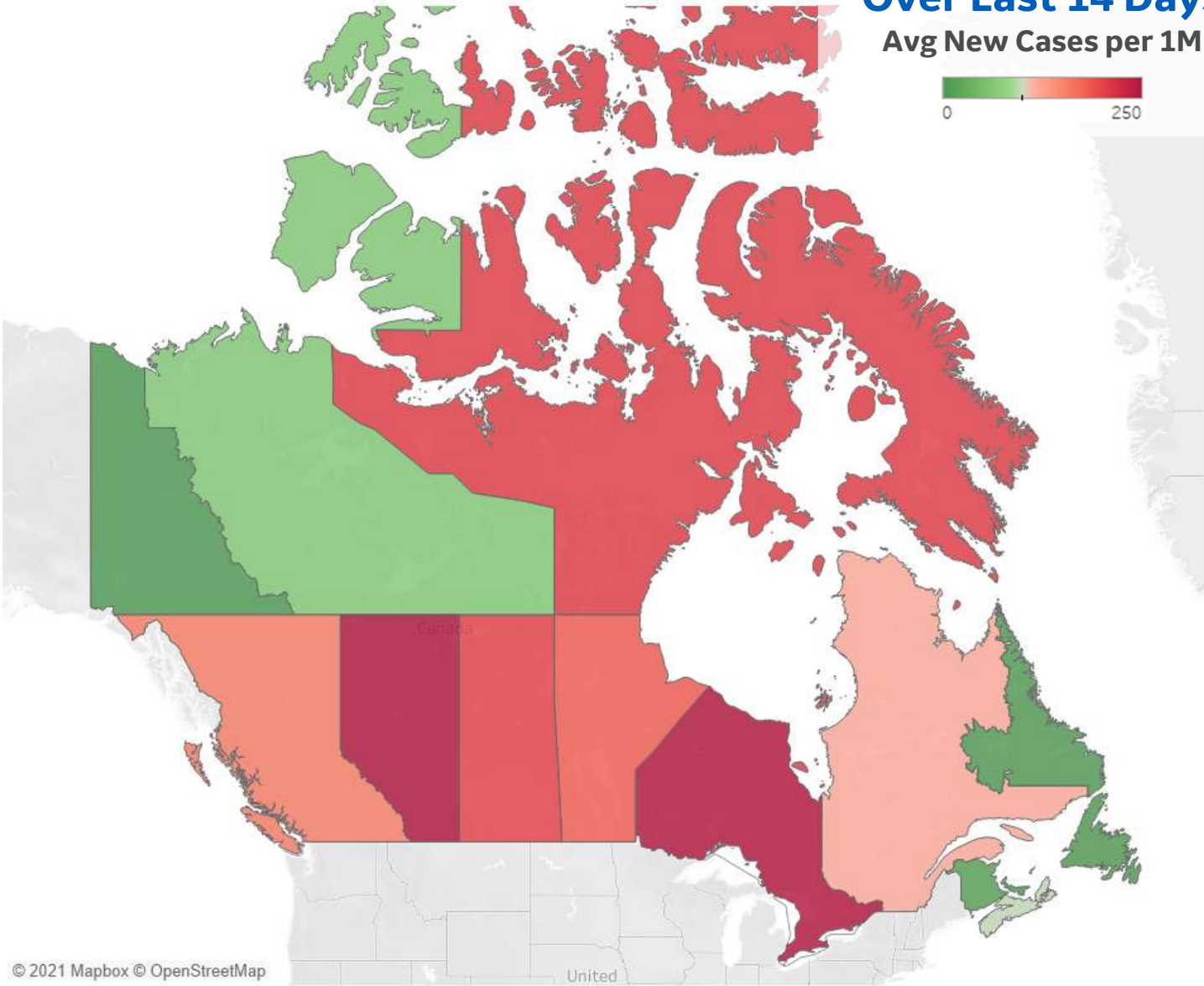
	Today	Change
Active Cases	2,050	+0.0%
Confirmed	207	+0.6%
Deaths	1	+0.2%
Recovered	207	+0.7%

Average Daily New Cases & Deaths per 1M Over Last 14 Days

	Cases	Deaths
Alberta	419	1
Ontario	246	2
Saskatchewan	202	2
British Columbia	156	1
Manitoba	180	1
Quebec	117	1

Over Last 14 Days

Avg New Cases per 1M



Top 15 countries selected by 14-day avg new cases per 1M
Excl. countries with population < 1M



Central & South America

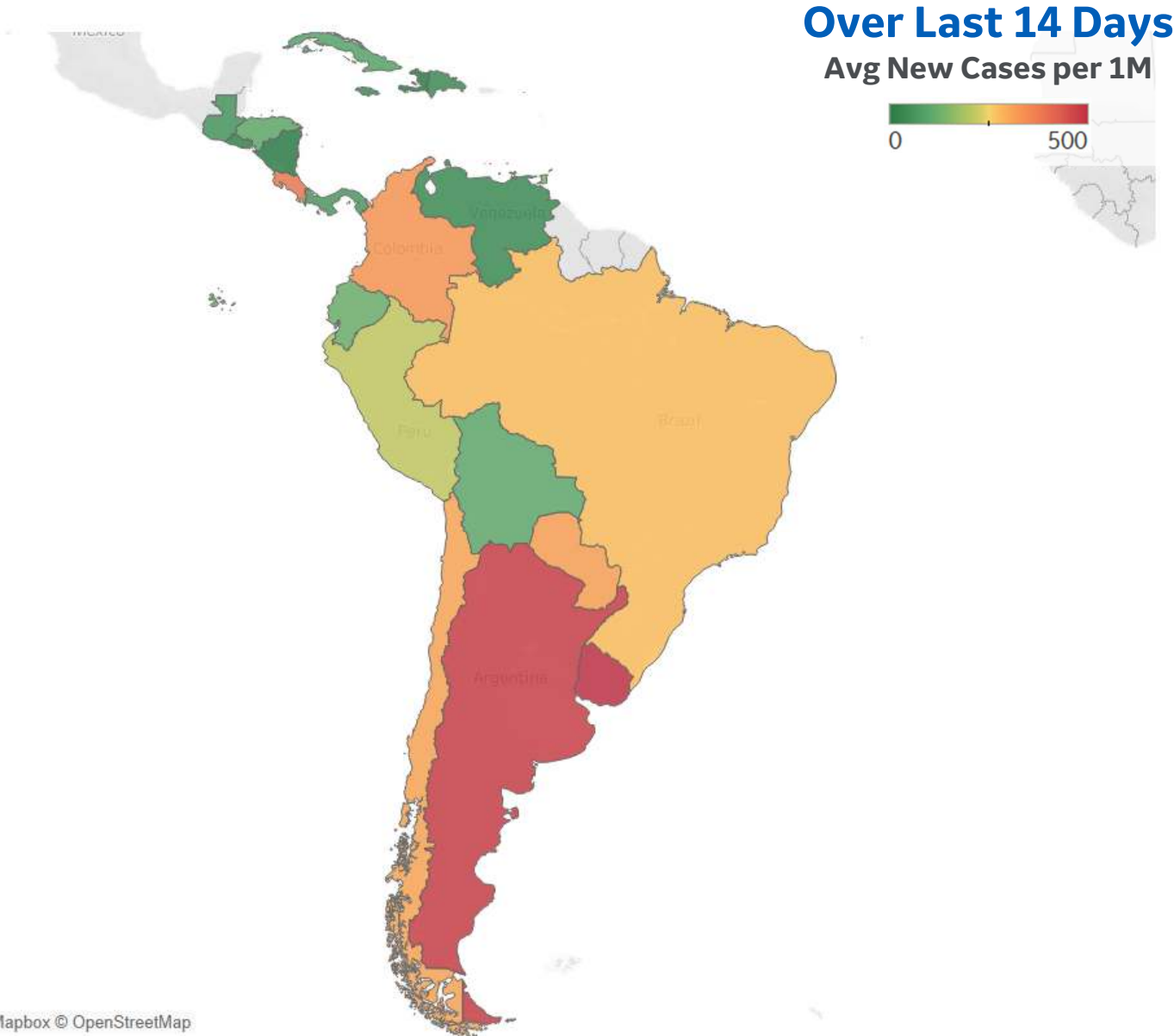
Per 1M in Region

	Today	Change
Active Cases	4,045	-1%
Confirmed	256	+0.5%
Deaths	8	+0.6%
Recovered	274	+0.6%

Average Daily New Cases & Deaths per 1M Over Last 14 Days

	Cases	Deaths
Uruguay	766	17
Argentina	477	9
Costa Rica	379	3
Colombia	327	9
Paraguay	313	12
Chile	305	5
Brazil	271	11
Peru	216	10
Trinidad and Tobago	147	2
Ecuador	122	4
Bolivia	107	2
Honduras	105	3
Cuba	94	1
Panama	71	1
Guatemala	60	1

Top 15 countries selected by 14-day avg new cases per 1M
Excl. countries with population < 1M





Brazil

Per 1M in Region

	Today	Change
Active Cases	5,933	-1.1%
Confirmed	345	+0.5%
Deaths	13	+0.7%
Recovered	395	+0.6%

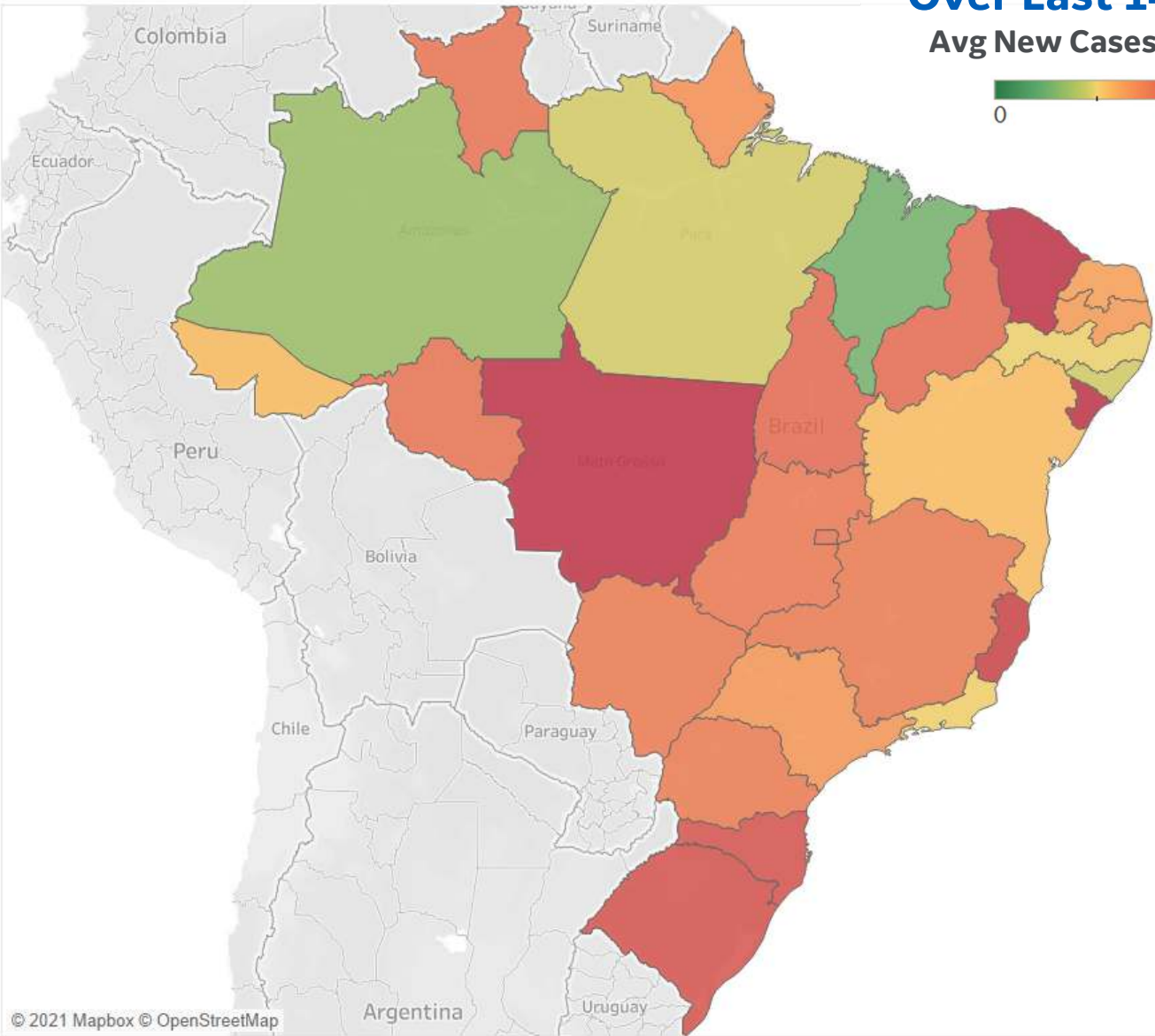
Average Daily New Cases & Deaths per 1M Over Last 14 Days

	Cases	Deaths
Ceará	492	12
Sergipe	437	12
MatoGrosso	427	14
Espírito Santo	376	15
Rio Grande do Sul	361	12
Santa Catarina	358	10
Tocantins	327	8
Piauí	323	9
Rondônia	315	13
Distrito Federal	313	14
Goiás	306	13
Paraná	303	15
MatoGrosso do Sul	303	13
Minas Gerais	302	13
São Paulo	264	13

Top 15 countries selected by 14-day avg new cases per 1M
Excl. countries with population < 1M

Over Last 14 Days

Avg New Cases per 1M





Per 1M in Region

	Today	Change
Active Cases	1,033	+1.9%
Confirmed	107	+1.4%
Deaths	1	+1.1%
Recovered	87	+1.4%

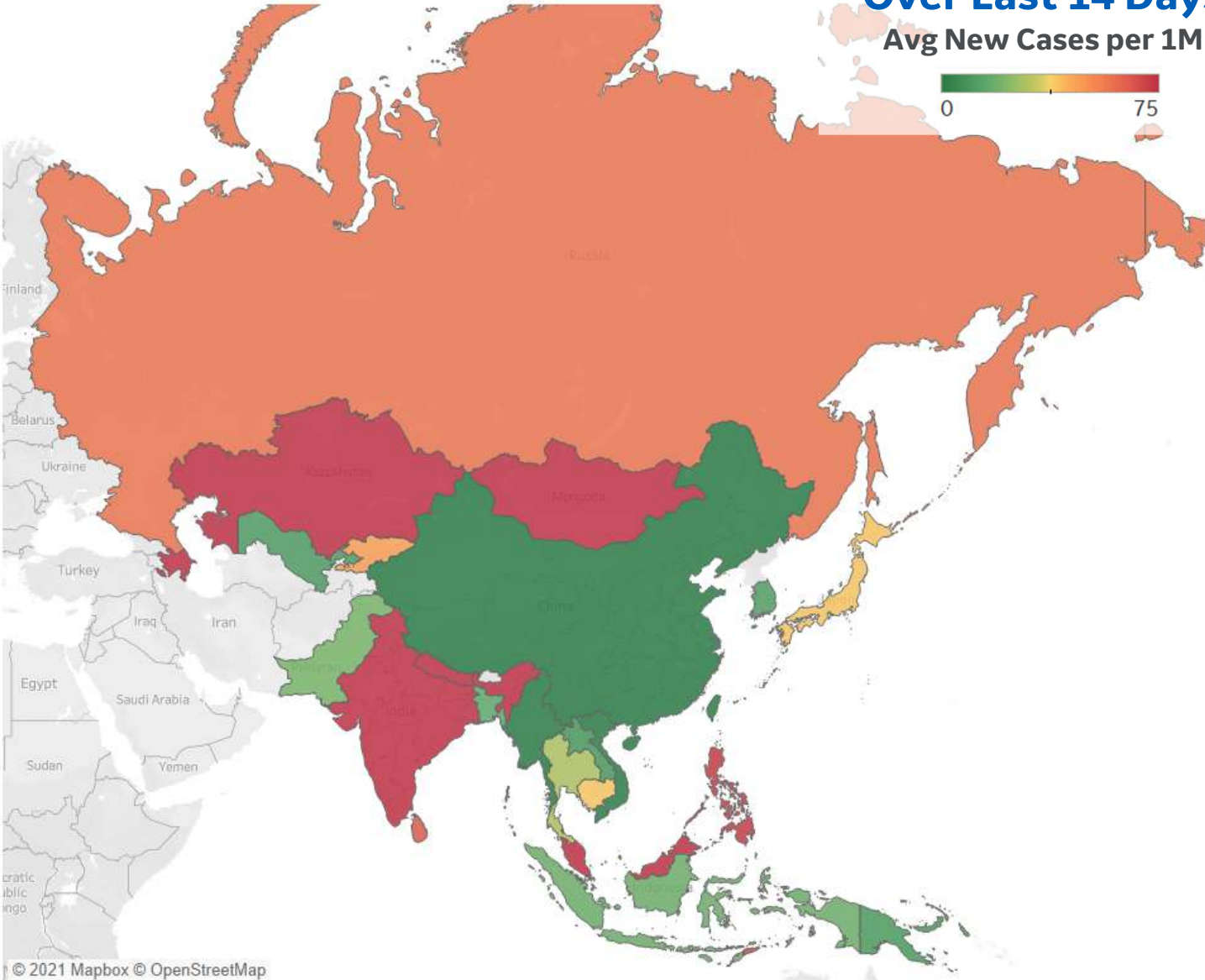
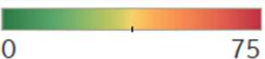
Average Daily New Cases & Deaths per 1M Over Last 14 Days

	Cases	Deaths
Mongolia	352	2
India	266	2
Nepal	171	1
Kazakhstan	145	0
Azerbaijan	126	3
Malaysia	94	0
Philippines	73	1
Timor-Leste	69	0
Sri Lanka	65	0
Russia	58	2
Kyrgyzstan	47	1
Japan	40	0
Cambodia	39	0
Thailand	29	0
Pakistan	21	1

Top 15 countries selected by 14-day avg new cases per 1M
Excl. countries with population < 1M

Over Last 14 Days

Avg New Cases per 1M





Oceania

Per 1M in Region

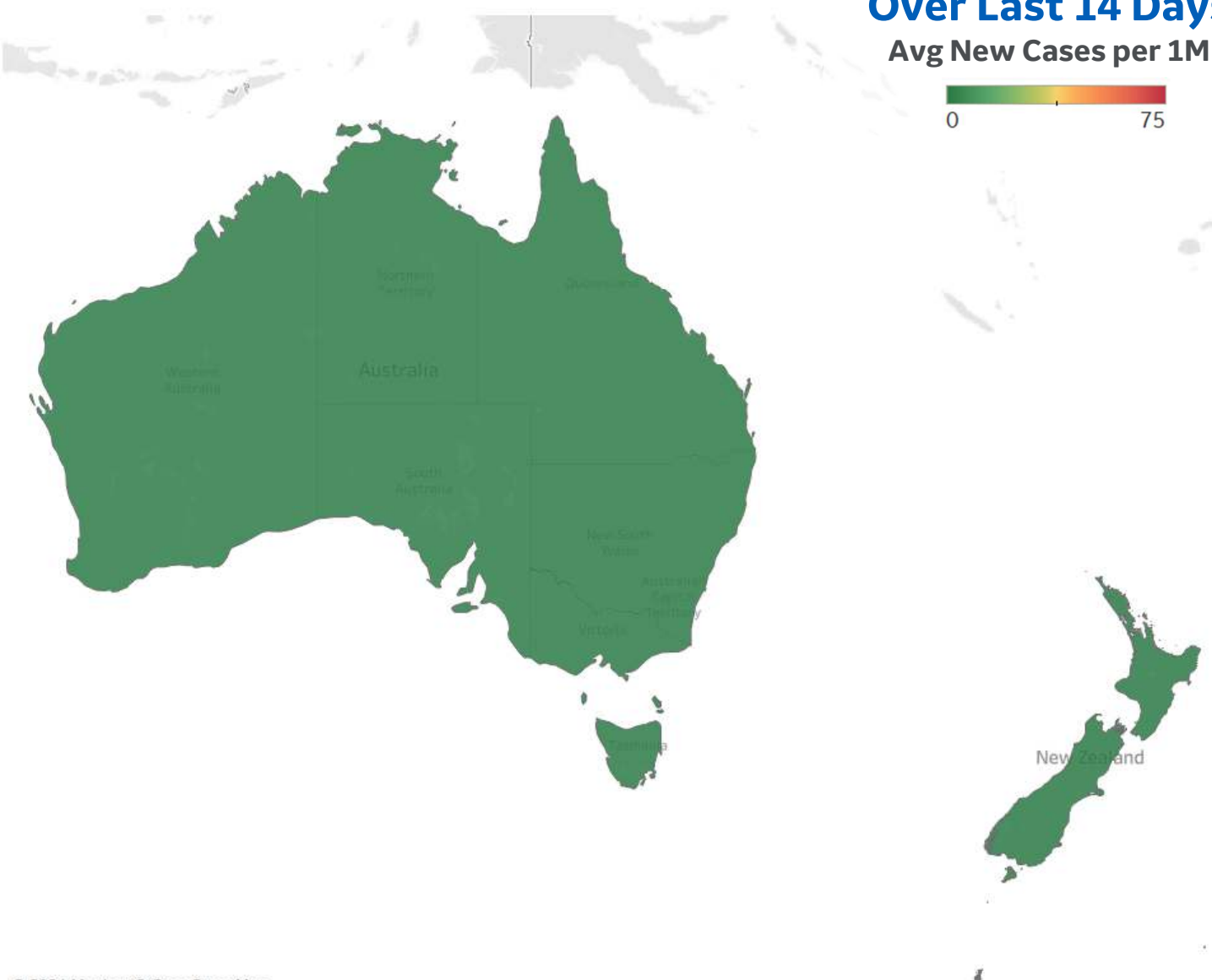
	Today	Change
Active Cases	181	+0.0%
Confirmed	1	+0.1%
Deaths	0	+0.0%
Recovered	1	+0.1%

Average Daily New Cases & Deaths per 1M Over Last 14 Days

	Cases	Deaths
Australia	1	0
New Zealand	0	0

Over Last 14 Days

Avg New Cases per 1M



Top 15 countries selected by 14-day avg new cases per 1M
Excl. countries with population < 1M



Africa

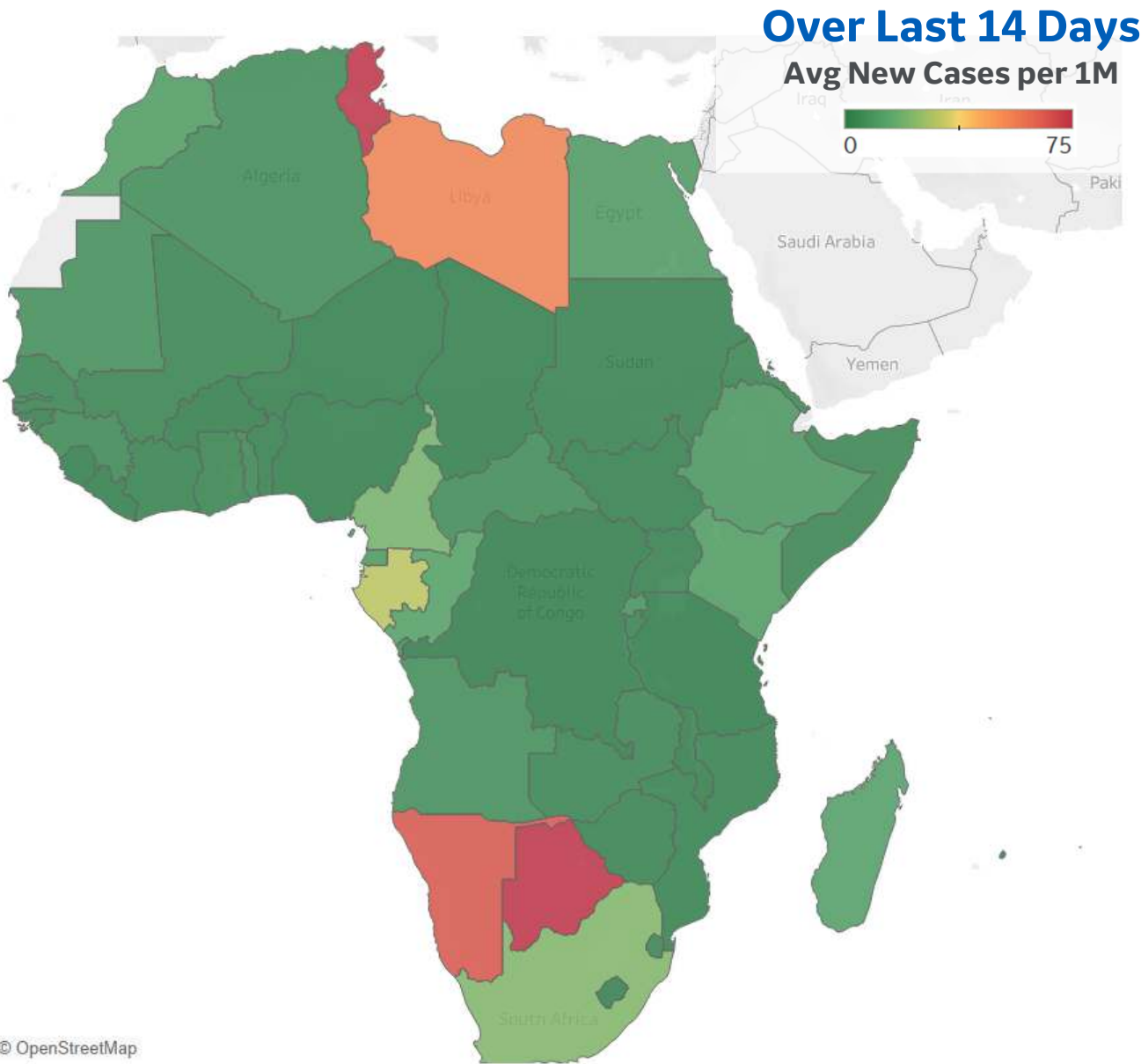
Per 1M in Region

	Today	Change
Active Cases	270	+0.0%
Confirmed	7	+0.2%
Deaths	0.3	+0.3%
Recovered	7	+0.2%

Average Daily New Cases & Deaths per 1M Over Last 14 Days

	Cases	Deaths
Tunisia	144	7
Botswana	96	1
Namibia	67	2
Libya	55	1
Gabon	31	0
South Africa	22	1
Cameroon	20	0
Congo (Brazzaville)	12	0
Madagascar	12	0
Kenya	11	0
Morocco	10	0
Egypt	10	1
Eq. Guinea	10	0
Ethiopia	8	0
Rwanda	7	0

Top 15 countries selected by 14-day avg new cases per 1M
Excl. countries with population < 1M





Sources



** Per 1M = Per 1 Million Population unless otherwise noted

Worldwide Survival Rate, last 30d calculation =
[(Total Confirmed – Total Confirmed 30d ago) – (Total Deaths-Total Deaths 30d ago)] / (Total Confirmed – Total Confirmed 30d ago)

Johns Hopkins Coronavirus Resource Center:

<https://coronavirus.jhu.edu/map.html>

Worldometer Coronavirus Reporting:

<https://www.worldometers.info/coronavirus/>

Public Health England:

<https://www.gov.uk/government/publications/covid-19-track-coronavirus-cases>

US Department of Homeland Security, Homeland Infrastructure Foundation-Level Data:

<https://hifld-geoplatform.opendata.arcgis.com/datasets/hospitals>

National Health Commission of the PRC:

<http://www.nhc.gov.cn/xcs/yqtb/202003/bf66696029ba420098164607240074f8.shtml>

CDC, Severe Outcomes Among Patients with Coronavirus Disease 2019 (COVID-19):

<https://www.cdc.gov/mmwr/volumes/69/wr/mm6912e2.htm>

Italian Department of Civil Protection, COVID Monitoring:

<http://opendatadpc.maps.arcgis.com/apps/opsdashboard/index.html#/b0c68bce2cce478eaac82fe38d4138b1>

The COVID Tracking Project:

<https://covidtracking.com/data/>

UK Office for National Statistics:

<https://www.ons.gov.uk/peoplepopulationandcommunity/birthsdeathsandmarriages/deaths/bulletins/deathsregisteredweeklyinenglandandwalesprovisional/weekending24april2020>

European Centre for Disease Prevention and Control:

<https://www.ecdc.europa.eu/en/publications-data/download-data-hospital-and-icu-admission-rates-and-current-occupancy-covid-19>

Secretary of Health, Mexico:

<https://www.gob.mx/salud/en>

Canada Regional Data:

<https://health-infobase.canada.ca/covid-19/epidemiological-summary-covid-19-cases.html#fn1>

Canada Regional Populations (Q4 2019):

<https://www150.statcan.gc.ca/t1/tbl1/en/tv.action?pid=1710000901>

CDC COVID Data Tracker:

<https://covid.cdc.gov/covid-data-tracker/#vaccinations>

Oxford COVID-19 Government Response Tracker:

<https://www.bing.com/search?q=oxford+stringency+index+countries&PC=U316&FORM=CHROMN>