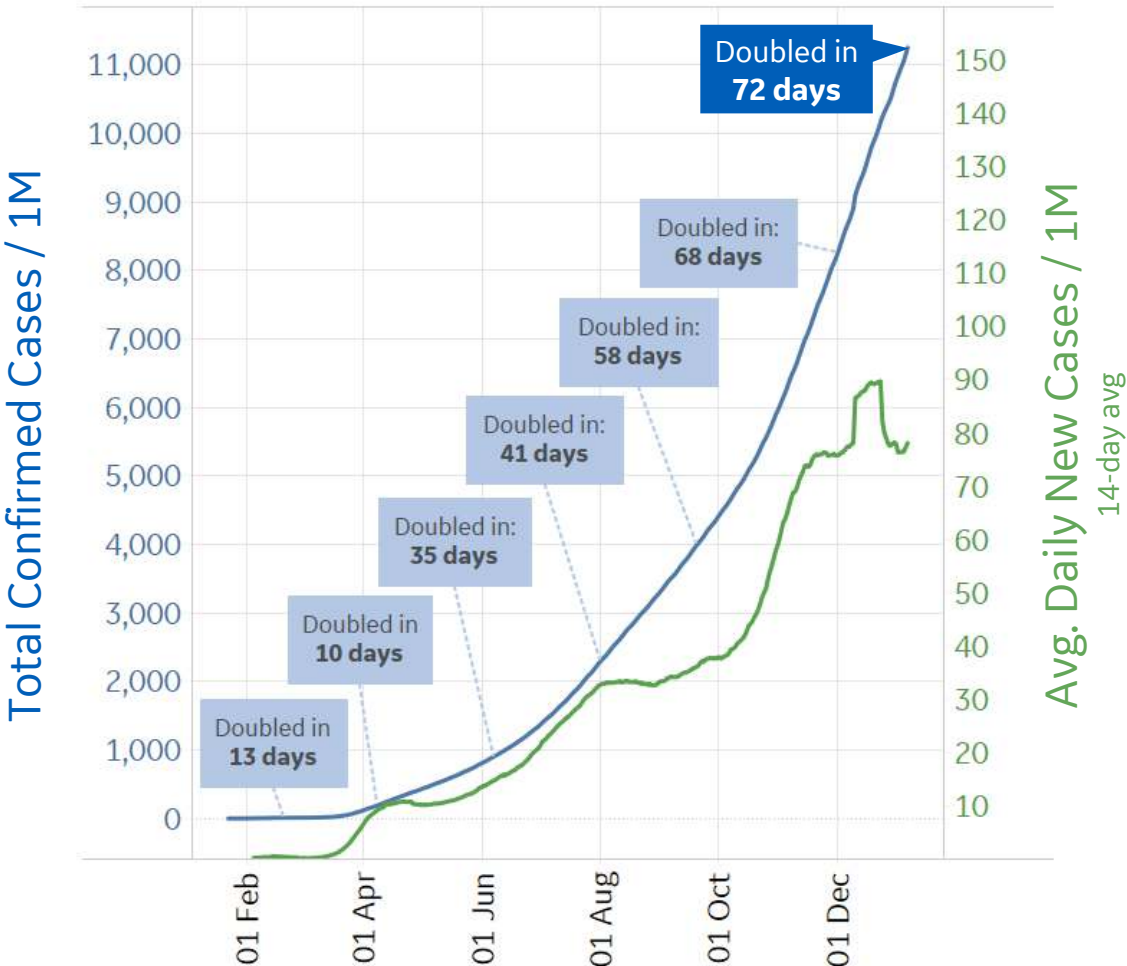




# Global Confirmed & Active Cases

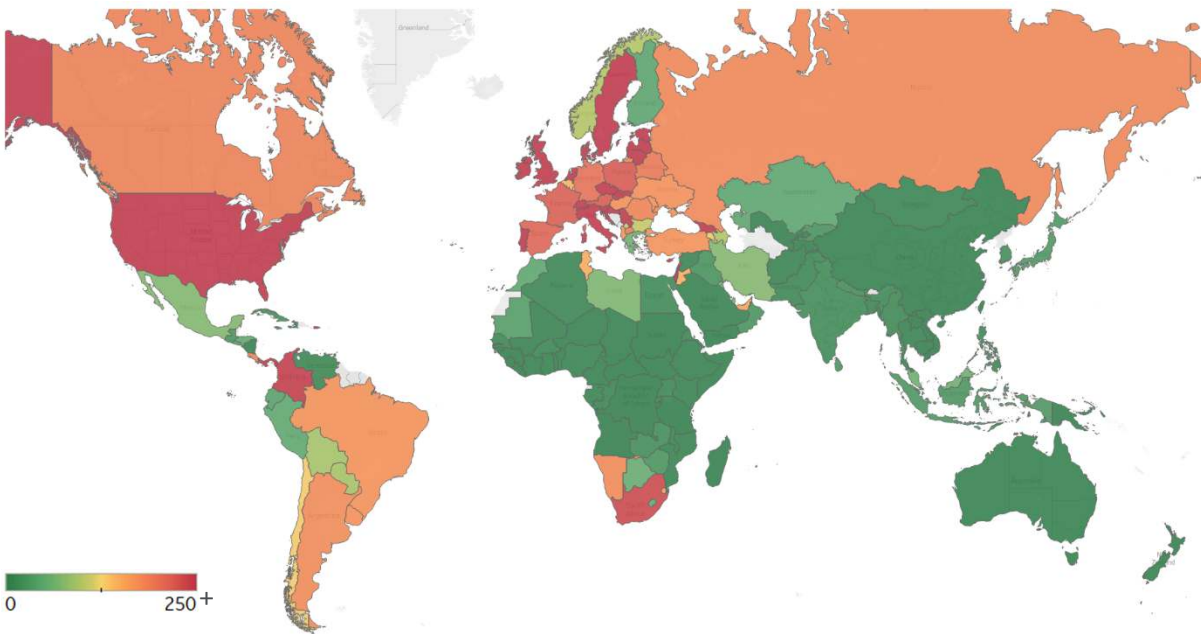
Updated 7 Jan 2021, 3:30 GMT 1

Trend since 22 Jan



Avg. Daily New Cases / 1M

Over the last 14 days



| Per 1M:                 | New Today | Change from 30 days ago |
|-------------------------|-----------|-------------------------|
| Active                  | 58        | +62%                    |
| Confirmed               | 101       | +29%                    |
| Deaths                  | 2         | +22%                    |
| Recovered               | 41        | +12%                    |
|                         | To Date   | Last 30 Days            |
| Worldwide Survival Rate | 97.8%     | 98.3%                   |

Worldwide Survival Rate = (Confirmed - Deaths) / (Confirmed) in a given time period

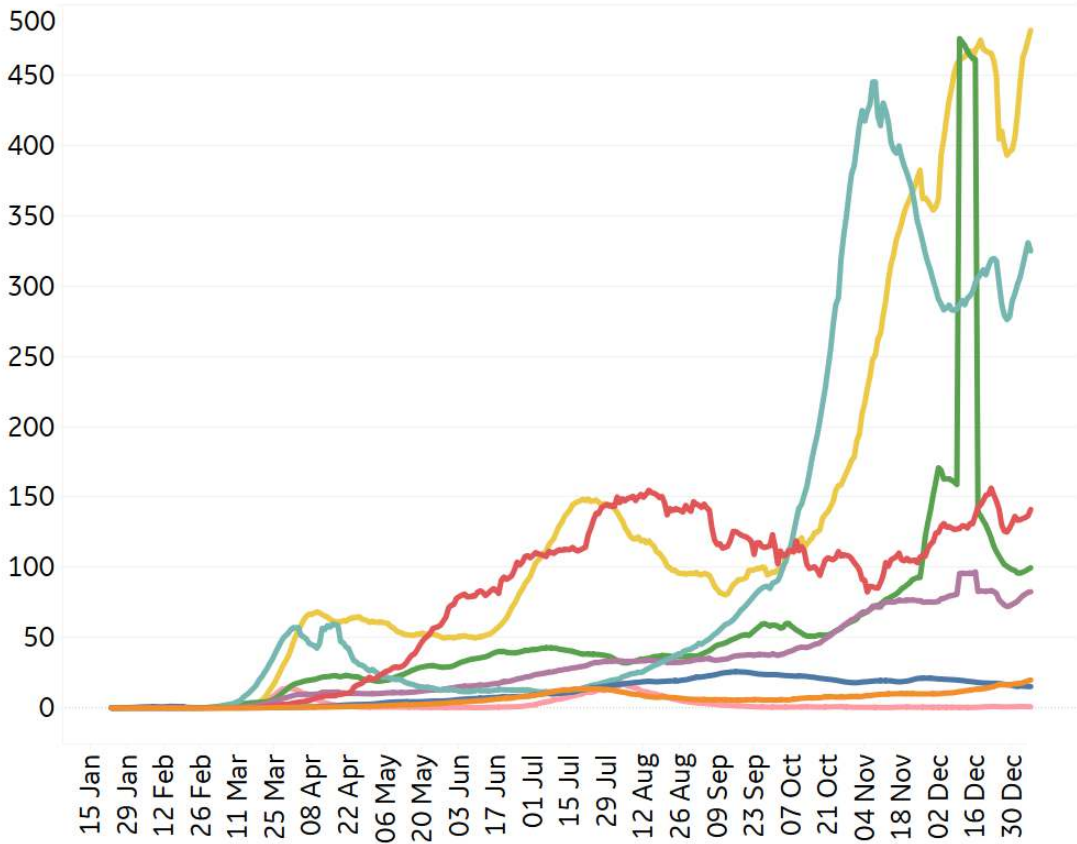


# New Confirmed Cases & New Deaths

Key **World** **North America** **Europe** **Middle East** **Cent & South America** **Asia** **Africa** **Oceania**

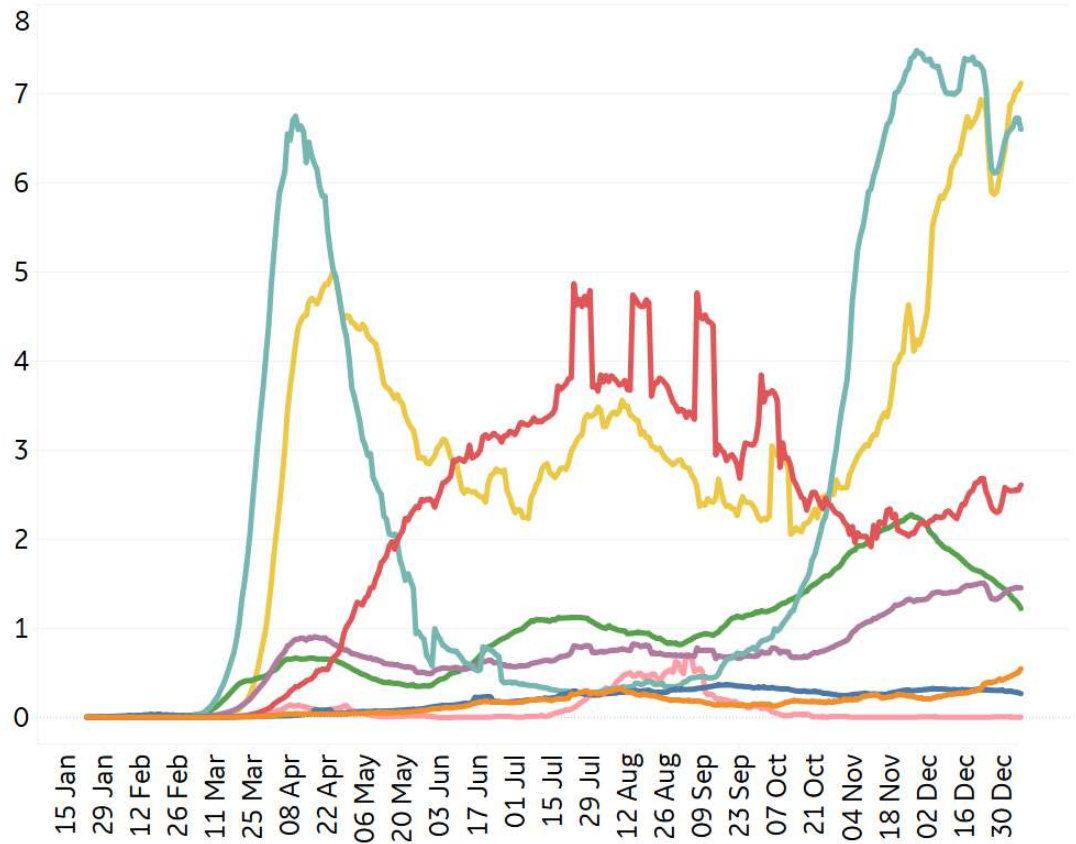
## New Confirmed Cases / 1M

7-day rolling average



## New Deaths / 1M

7-day rolling average



\*Large jump in Middle East confirmed cases due to batched reporting of 823,225 new cases in **Turkey** on 10 Dec



# Top 50 Countries: Per 1M



## 1 - 25

|                | Average over last 7 days |            | Total Since 22 Jan |                 |              | Change from 14d Ago in 14 day avg of daily new |        |
|----------------|--------------------------|------------|--------------------|-----------------|--------------|------------------------------------------------|--------|
|                | New Confirmed            | New Deaths | Total Confirmed    | Total Recovered | Total Deaths | Confirmed                                      | Deaths |
| Belgium        | 142                      | 5          | 56,579             | N/A**           | 1,716        | -32%                                           | -29%   |
| Slovenia       | 823                      | 16         | 63,361             | 51,518          | 1,394        | 10%                                            | -20%   |
| Bos. and Herz. | 105                      | 7          | 34,562             | 24,221          | 1,284        | -43%                                           | -46%   |
| Italy          | 279                      | 8          | 36,419             | 25,741          | 1,271        | -5%                                            | -25%   |
| North Macedo.. | 174                      | 6          | 40,957             | 31,580          | 1,234        | -44%                                           | -34%   |
| Czechia        | 1,005                    | 13         | 72,553             | 59,593          | 1,161        | 46%                                            | 16%    |
| Peru           | 50                       | 2          | 30,997             | 29,194          | 1,150        | -7%                                            | -13%   |
| Bulgaria       | 106                      | 9          | 29,703             | 18,535          | 1,146        | -57%                                           | -42%   |
| UK             | 852                      | 10         | 41,912             | N/A**           | 1,141        | 79%                                            | 28%    |
| Spain          | 221                      | 2          | 42,403             | 3,216           | 1,100        | 8%                                             | -35%   |
| US             | 673                      | 8          | 64,348             | N/A**           | 1,091        | -5%                                            | -5%    |
| Hungary        | 181                      | 11         | 34,343             | 18,585          | 1,056        | -52%                                           | -32%   |
| Croatia        | 273                      | 13         | 52,685             | 49,955          | 1,029        | -60%                                           | -19%   |
| France         | 231                      | 5          | 42,331             | 3,136           | 1,022        | 10%                                            | -14%   |
| Panama         | 735                      | 10         | 61,407             | 48,350          | 993          | 20%                                            | 55%    |
| Armenia        | 95                       | 4          | 54,283             | 49,465          | 975          | -52%                                           | -33%   |
| Argentina      | 197                      | 3          | 37,087             | 32,615          | 973          | 27%                                            | -21%   |
| Switzerland    | 378                      | 9          | 54,397             | 36,697          | 937          | -20%                                           | -18%   |
| Brazil         | 171                      | 3          | 37,043             | 33,089          | 936          | -20%                                           | -5%    |
| Sweden         | 458                      | 4          | 46,513             | N/A**           | 890          | -19%                                           | -28%   |
| Chile          | 138                      | 2          | 32,720             | 30,920          | 880          | 32%                                            | 9%     |
| Colombia       | 262                      | 5          | 33,799             | 30,847          | 879          | 15%                                            | 24%    |
| EU             | 274                      | 7          | 36,464             | 17,228          | 871          | -11%                                           | -15%   |
| Romania        | 194                      | 5          | 33,996             | 30,501          | 847          | -31%                                           | -21%   |
| Poland         | 239                      | 8          | 35,532             | 28,741          | 794          | -15%                                           | -25%   |

## 26 - 50

|                | Average over last 7 days |            | Total Since 22 Jan |                 |              | Change from 14d Ago in 14 day avg of daily new |        |
|----------------|--------------------------|------------|--------------------|-----------------|--------------|------------------------------------------------|--------|
|                | New Confirmed            | New Deaths | Total Confirmed    | Total Recovered | Total Deaths | Confirmed                                      | Deaths |
| Moldova        | 143                      | 5          | 36,657             | 33,692          | 766          | -44%                                           | -24%   |
| Lithuania      | 734                      | 32         | 55,914             | 30,797          | 748          | -19%                                           | 103%   |
| Kosovo         | 110                      | 2          | 28,360             | 23,508          | 734          | -42%                                           | -36%   |
| Austria        | 227                      | 6          | 41,325             | 38,303          | 724          | -17%                                           | -45%   |
| Portugal       | 568                      | 8          | 43,799             | 34,543          | 723          | 24%                                            | -10%   |
| Netherlands    | 454                      | 6          | 49,785             | 601             | 706          | -17%                                           | 41%    |
| Georgia        | 286                      | 7          | 58,629             | 55,971          | 668          | -53%                                           | -30%   |
| Slovakia       | 597                      | 15         | 35,908             | 24,866          | 487          | 0%                                             | 61%    |
| Ireland        | 897                      | 2          | 24,536             | 4,732           | 466          | 438%                                           | 40%    |
| Ukraine        | 155                      | 4          | 25,712             | 18,055          | 461          | -29%                                           | -25%   |
| Costa Rica     | 194                      | 3          | 34,361             | 26,484          | 445          | -1%                                            | 0%     |
| Israel         | 773                      | 4          | 53,544             | 46,025          | 408          | 126%                                           | 75%    |
| Latvia         | 464                      | 10         | 23,948             | 16,378          | 400          | 10%                                            | 48%    |
| Serbia         | 280                      | 5          | 40,300             | N/A**           | 394          | -43%                                           | -15%   |
| Jordan         | 137                      | 2          | 29,683             | 27,710          | 388          | -34%                                           | -32%   |
| West Bank an.. | 235                      | 5          | 31,572             | 27,601          | 332          | -31%                                           | -13%   |
| Oman           | 33                       | 0          | 25,435             | 23,980          | 295          | -40%                                           | -57%   |
| Turkey         | 152                      | 2          | 27,080             | 25,659          | 262          | -83%                                           | -4%    |
| Denmark        | 340                      | 5          | 30,327             | 25,113          | 251          | -32%                                           | 85%    |
| Lebanon        | 459                      | 2          | 29,291             | 20,008          | 227          | 61%                                            | 23%    |
| Kuwait         | 72                       | 0          | 35,695             | 34,659          | 220          | 3%                                             | -26%   |
| Bahrain        | 156                      | 0          | 55,410             | 53,733          | 207          | 49%                                            | 0%     |
| Estonia        | 367                      | 4          | 23,118             | 15,884          | 197          | 1%                                             | 30%    |
| Qatar          | 71                       | 0          | 50,350             | 49,351          | 85           | 25%                                            | -33%   |
| Total World    | 83                       | 1          | 11,255             | 6,297           | 243          | -13%                                           | -5%    |

\*Change from 14d ago:  
Compares 14d-avgs. of Daily New Cases/Deaths  
today with 14d-avgs. from 14d ago

Since 1 Jan, cases in **Ireland** increased 30% and deaths increased 3%

Sorted by Total Deaths / 1M  
Top 50 countries selected by Cases / 1M  
Excluded countries with population < 1M

N/A\*\* due to inconsistent reporting of Recovered Cases





# Top 50 Countries: Raw Volume

Updated 7 Jan 2021, 3:30 GMT

4

| 1 - 25       | Average over last 7 days |            | Total Since 22 Jan |                 |              | Change from 14d Ago <sup>*</sup> in 14 day avg of daily new |        |
|--------------|--------------------------|------------|--------------------|-----------------|--------------|-------------------------------------------------------------|--------|
|              | New Confirmed            | New Deaths | Total Confirmed    | Total Recovered | Total Deaths | Confirmed                                                   | Deaths |
| EU           | 122,031                  | 2,956      | 16,235,632         | 7,670,753       | 387,793      | -11%                                                        | -15%   |
| US           | 222,653                  | 2,686      | 21,299,340         | N/A**           | 361,123      | -5%                                                         | -5%    |
| Brazil       | 36,376                   | 728        | 7,873,830          | 7,033,286       | 198,974      | -20%                                                        | -5%    |
| India        | 18,372                   | 228        | 10,395,278         | 10,016,859      | 150,336      | -24%                                                        | -28%   |
| Mexico       | 9,414                    | 727        | 1,479,835          | 1,119,968       | 129,987      | -10%                                                        | 12%    |
| UK           | 57,866                   | 688        | 2,845,265          | N/A**           | 77,470       | 79%                                                         | 28%    |
| Italy        | 16,894                   | 468        | 2,201,945          | 1,556,356       | 76,877       | -5%                                                         | -25%   |
| France       | 15,070                   | 313        | 2,763,116          | 204,679         | 66,699       | 10%                                                         | -14%   |
| Russia       | 24,942                   | 492        | 3,274,615          | 2,657,994       | 59,137       | -4%                                                         | -3%    |
| Iran         | 6,164                    | 105        | 1,261,903          | 1,040,521       | 55,830       | -19%                                                        | -43%   |
| Spain        | 10,332                   | 106        | 1,982,544          | 150,376         | 51,430       | 8%                                                          | -35%   |
| Colombia     | 13,330                   | 259        | 1,719,771          | 1,569,578       | 44,723       | 15%                                                         | 24%    |
| Argentina    | 8,892                    | 116        | 1,676,171          | 1,474,048       | 43,976       | 27%                                                         | -21%   |
| Peru         | 1,646                    | 50         | 1,022,018          | 962,566         | 37,925       | -7%                                                         | -13%   |
| Germany      | 14,296                   | 658        | 1,841,228          | 1,496,182       | 37,835       | -32%                                                        | 6%     |
| South Africa | 15,776                   | 476        | 1,149,591          | 929,239         | 31,368       | 55%                                                         | 85%    |
| Poland       | 9,050                    | 291        | 1,344,763          | 1,087,744       | 30,055       | -15%                                                        | -25%   |
| Indonesia    | 7,611                    | 193        | 788,402            | 652,513         | 23,296       | 11%                                                         | 29%    |
| Turkey       | 12,808                   | 204        | 2,283,931          | 2,164,040       | 22,070       | -83%                                                        | -4%    |
| Ukraine      | 6,800                    | 159        | 1,124,482          | 789,627         | 20,171       | -29%                                                        | -25%   |
| Belgium      | 1,641                    | 63         | 655,732            | N/A**           | 19,883       | -32%                                                        | -29%   |
| Chile        | 2,648                    | 45         | 625,483            | 591,081         | 16,816       | 32%                                                         | 9%     |
| Canada       | 7,743                    | 129        | 631,466            | 537,024         | 16,403       | 6%                                                          | 11%    |
| Romania      | 3,724                    | 100        | 654,007            | 586,764         | 16,299       | -31%                                                        | -21%   |
| Ecuador      | 838                      | 18         | 217,377            | 190,350         | 14,146       | 31%                                                         | 24%    |

| 26 - 50      | Average over last 7 days |            | Total Since 22 Jan |                 |              | Change from 14d Ago <sup>*</sup> in 14 day avg of daily new |        |
|--------------|--------------------------|------------|--------------------|-----------------|--------------|-------------------------------------------------------------|--------|
|              | New Confirmed            | New Deaths | Total Confirmed    | Total Recovered | Total Deaths | Confirmed                                                   | Deaths |
| Iraq         | 789                      | 8          | 599,965            | 549,346         | 12,865       | -31%                                                        | -46%   |
| Czechia      | 10,764                   | 144        | 776,967            | 638,183         | 12,436       | 46%                                                         | 16%    |
| Netherlands  | 7,781                    | 97         | 853,060            | 10,303          | 12,096       | -17%                                                        | 41%    |
| Pakistan     | 2,194                    | 58         | 495,075            | 450,515         | 10,511       | -16%                                                        | -21%   |
| Hungary      | 1,746                    | 110        | 331,768            | 179,541         | 10,198       | -52%                                                        | -32%   |
| Philippines  | 1,172                    | 17         | 480,737            | 448,700         | 9,347        | -16%                                                        | -19%   |
| Sweden       | 4,624                    | 37         | 469,748            | N/A**           | 8,985        | -19%                                                        | -28%   |
| Switzerland  | 3,269                    | 74         | 470,789            | 317,600         | 8,109        | -20%                                                        | -18%   |
| Bulgaria     | 739                      | 64         | 206,392            | 128,789         | 7,961        | -57%                                                        | -42%   |
| Bangladesh   | 915                      | 22         | 518,898            | 463,480         | 7,687        | -32%                                                        | -24%   |
| Morocco      | 1,393                    | 38         | 447,081            | 418,744         | 7,618        | -32%                                                        | -19%   |
| Portugal     | 5,794                    | 78         | 446,606            | 352,225         | 7,377        | 24%                                                         | -10%   |
| Austria      | 2,041                    | 54         | 372,190            | 344,974         | 6,525        | -17%                                                        | -45%   |
| Saudi Arabia | 111                      | 8          | 363,377            | 354,899         | 6,272        | -19%                                                        | -15%   |
| Panama       | 3,173                    | 44         | 264,956            | 208,620         | 4,283        | 20%                                                         | 55%    |
| Croatia      | 1,120                    | 52         | 216,286            | 205,078         | 4,223        | -60%                                                        | -19%   |
| Jordan       | 1,398                    | 20         | 302,856            | 282,727         | 3,955        | -34%                                                        | -32%   |
| Japan        | 4,036                    | 52         | 259,521            | 206,883         | 3,609        | 40%                                                         | 18%    |
| Israel       | 6,695                    | 32         | 463,448            | 398,368         | 3,529        | 126%                                                        | 75%    |
| Serbia       | 2,447                    | 40         | 352,120            | N/A**           | 3,444        | -43%                                                        | -15%   |
| Azerbaijan   | 652                      | 30         | 222,200            | 201,596         | 2,818        | -72%                                                        | -18%   |
| Georgia      | 1,141                    | 26         | 233,879            | 223,276         | 2,666        | -53%                                                        | -30%   |
| Nepal        | 448                      | 7          | 263,193            | 256,161         | 1,899        | -38%                                                        | -37%   |
| UAE          | 1,811                    | 3          | 218,766            | 195,520         | 689          | 28%                                                         | -6%    |
| Total World  | 639,751                  | 11,250     | 87,186,540         | 48,777,336      | 1,883,761    | -13%                                                        | -5%    |

<sup>\*</sup>Change from 14d ago:  
Compares 14d-avgs. of Daily New Cases/Deaths  
today with 14d-avgs. from 14d ago

In the last 7 days confirmed cases in the **UAE** increased 7% (14,397 cases)

Sorted by Raw Total Deaths  
Top 50 countries selected by Total Cases  
Excluded countries with population < 1M

N/A\*\* due to inconsistent reporting of Recovered Cases



# United States: Per 1M



## 1 - 25

|               | Average over last 7 days |            | Total Since 22 Jan |                 |              | Change from 14d Ago*<br>in 14 day avg of daily new |        |
|---------------|--------------------------|------------|--------------------|-----------------|--------------|----------------------------------------------------|--------|
|               | New Confirmed            | New Deaths | Total Confirmed    | Total Recovered | Total Deaths | Confirmed                                          | Deaths |
| New Jersey    | 521                      | 9          | 56,816             | 6,517           | 2,198        | -7%                                                | 14%    |
| New York      | 741                      | 8          | 54,710             | 5,417           | 2,000        | 22%                                                | 24%    |
| Massachusetts | 749                      | 10         | 58,622             | 37,965          | 1,862        | 2%                                                 | 32%    |
| Rhode Island  | 1,013                    | 15         | 90,114             | 5,421           | 1,784        | -3%                                                | -15%   |
| North Dakota  | 305                      | 10         | 123,129            | 118,771         | 1,751        | -32%                                               | -42%   |
| Connecticut   | 633                      | 11         | 55,943             | 2,749           | 1,747        | -5%                                                | 10%    |
| South Dakota  | 479                      | 9          | 114,941            | 106,005         | 1,717        | -30%                                               | -46%   |
| Mississippi   | 729                      | 13         | 76,688             | 61,187          | 1,684        | -6%                                                | -2%    |
| Louisiana     | 685                      | 7          | 71,744             | 60,311          | 1,652        | 13%                                                | -16%   |
| Illinois      | 495                      | 10         | 78,859             | N/A             | 1,478        | -23%                                               | -15%   |
| Michigan      | 327                      | 9          | 55,222             | 36,409          | 1,368        | -28%                                               | -27%   |
| Pennsylvania  | 584                      | 14         | 53,773             | 37,901          | 1,321        | -25%                                               | -9%    |
| Indiana       | 726                      | 12         | 80,097             | 53,094          | 1,299        | -20%                                               | -4%    |
| Arizona       | 1,221                    | 14         | 78,953             | 11,158          | 1,297        | 12%                                                | 15%    |
| Arkansas      | 954                      | 12         | 80,387             | 69,791          | 1,293        | 11%                                                | -11%   |
| Iowa          | 485                      | 11         | 92,162             | 79,212          | 1,287        | -15%                                               | -58%   |
| New Mexico    | 599                      | 14         | 71,529             | 34,380          | 1,260        | -17%                                               | -5%    |
| DC            | 349                      | 5          | 43,191             | 30,409          | 1,142        | -3%                                                | 17%    |
| S. Carolina   | 826                      | 9          | 64,722             | 30,740          | 1,084        | 19%                                                | 33%    |
| Tennessee     | 932                      | 12         | 91,575             | 80,367          | 1,081        | -29%                                               | -17%   |
| Nevada        | 686                      | 11         | 77,072             | N/A             | 1,070        | -18%                                               | -12%   |
| Georgia       | 795                      | 4          | 67,233             | N/A             | 1,052        | 17%                                                | 8%     |
| Florida       | 690                      | 5          | 65,645             | N/A             | 1,039        | 16%                                                | 2%     |
| Kansas        | 634                      | 14         | 81,821             | 1,629           | 1,037        | -16%                                               | -5%    |
| Alabama       | 797                      | 6          | 78,354             | 43,173          | 1,019        | -9%                                                | -32%   |

## 26 - 51

|               | Average over last 7 days |            | Total Since 22 Jan |                 |              | Change from 14d Ago*<br>in 14 day avg of daily new |        |
|---------------|--------------------------|------------|--------------------|-----------------|--------------|----------------------------------------------------|--------|
|               | New Confirmed            | New Deaths | Total Confirmed    | Total Recovered | Total Deaths | Confirmed                                          | Deaths |
| Maryland      | 454                      | 7          | 48,448             | 1,553           | 1,014        | 0%                                                 | -7%    |
| Texas         | 663                      | 7          | 65,002             | 51,892          | 1,004        | 7%                                                 | -1%    |
| Minnesota     | 367                      | 7          | 75,818             | 72,152          | 992          | -35%                                               | -34%   |
| Missouri      | 458                      | 7          | 68,297             | N/A             | 975          | -20%                                               | -38%   |
| Delaware      | 753                      | 4          | 63,392             | 19,359          | 973          | -4%                                                | 9%     |
| Montana       | 369                      | 9          | 78,651             | 73,087          | 950          | -34%                                               | -29%   |
| Wisconsin     | 485                      | 6          | 92,058             | 79,302          | 933          | -26%                                               | -41%   |
| Nebraska      | 530                      | 7          | 89,159             | 59,061          | 880          | -19%                                               | -47%   |
| Colorado      | 461                      | 7          | 60,682             | 3,218           | 877          | -25%                                               | -29%   |
| Idaho         | 499                      | 7          | 81,758             | 34,814          | 833          | -32%                                               | -26%   |
| West Virginia | 833                      | 13         | 52,829             | 36,588          | 826          | 7%                                                 | -2%    |
| Wyoming       | 434                      | 15         | 79,290             | 75,406          | 802          | -32%                                               | 23%    |
| Ohio          | 636                      | 6          | 63,548             | 51,798          | 801          | -21%                                               | -14%   |
| California    | 976                      | 9          | 64,053             | N/A             | 707          | -5%                                                | 39%    |
| N. Carolina   | 674                      | 5          | 55,525             | 46,442          | 675          | 5%                                                 | 2%     |
| Oklahoma      | 886                      | 6          | 78,740             | 69,411          | 665          | -9%                                                | 4%     |
| Kentucky      | 680                      | 6          | 64,136             | 8,465           | 628          | -12%                                               | -2%    |
| Virginia      | 552                      | 4          | 44,204             | 3,761           | 612          | 12%                                                | -3%    |
| New Hampshire | 588                      | 8          | 35,918             | 30,328          | 600          | -5%                                                | 30%    |
| Washington    | 346                      | 3          | 34,242             | N/A             | 473          | -2%                                                | 85%    |
| Utah          | 926                      | 3          | 91,305             | 74,612          | 415          | 0%                                                 | -33%   |
| Oregon        | 270                      | 3          | 28,504             | 1,392           | 369          | -19%                                               | -47%   |
| Alaska        | 472                      | 3          | 66,843             | 9,794           | 301          | -33%                                               | -51%   |
| Maine         | 382                      | 4          | 20,153             | 8,635           | 277          | 9%                                                 | -6%    |
| Vermont       | 202                      | 4          | 13,074             | 8,888           | 244          | 6%                                                 | 13%    |
| Hawaii        | 105                      | 1          | 15,969             | 8,446           | 211          | -4%                                                | -26%   |

\*Change from 14d ago:  
Compares 14d-avgs. of Daily New Cases/Deaths  
today with 14d-avgs. from 14d ago

In the last 7 days, reported deaths in **Arizona** increased 9% (+110 deaths per 1M)

Sorted by Total Deaths / 1M

N/As due to states revising and updating case counts





# United States: Raw Volume



## 1 - 25

|               | Average over last 7 days |            | Total Since 22 Jan |                 |              | Change from 14d Ago*<br>in 14 day avg of daily new |        |
|---------------|--------------------------|------------|--------------------|-----------------|--------------|----------------------------------------------------|--------|
|               | New Confirmed            | New Deaths | Total Confirmed    | Total Recovered | Total Deaths | Confirmed                                          | Deaths |
| New York      | 14,415                   | 153        | 1,064,297          | 105,379         | 38,912       | 22%                                                | 24%    |
| Texas         | 19,221                   | 217        | 1,884,799          | 1,504,643       | 29,118       | 7%                                                 | -1%    |
| California    | 38,546                   | 370        | 2,530,857          | N/A             | 27,926       | -5%                                                | 39%    |
| Florida       | 14,826                   | 110        | 1,409,906          | N/A             | 22,317       | 16%                                                | 2%     |
| New Jersey    | 4,626                    | 82         | 504,647            | 57,888          | 19,523       | -7%                                                | 14%    |
| Illinois      | 6,273                    | 132        | 999,288            | N/A             | 18,735       | -23%                                               | -15%   |
| Pennsylvania  | 7,477                    | 179        | 688,398            | 485,206         | 16,915       | -25%                                               | -9%    |
| Michigan      | 3,268                    | 93         | 551,498            | 363,611         | 13,667       | -28%                                               | -27%   |
| Massachusetts | 5,162                    | 71         | 404,053            | 261,672         | 12,836       | 2%                                                 | 32%    |
| Georgia       | 8,442                    | 46         | 713,840            | N/A             | 11,165       | 17%                                                | 8%     |
| Arizona       | 8,884                    | 104        | 574,680            | 81,214          | 9,444        | 12%                                                | 15%    |
| Ohio          | 7,438                    | 73         | 742,817            | 605,474         | 9,368        | -21%                                               | -14%   |
| Indiana       | 4,887                    | 83         | 539,229            | 357,442         | 8,743        | -20%                                               | -4%    |
| Louisiana     | 3,185                    | 33         | 333,524            | 280,373         | 7,681        | 13%                                                | -16%   |
| Tennessee     | 6,367                    | 81         | 625,380            | 548,838         | 7,379        | -29%                                               | -17%   |
| N. Carolina   | 7,074                    | 50         | 582,348            | 487,090         | 7,076        | 5%                                                 | 2%     |
| Connecticut   | 2,256                    | 38         | 199,454            | 9,800           | 6,230        | -5%                                                | 10%    |
| Maryland      | 2,745                    | 41         | 292,904            | 9,391           | 6,132        | 0%                                                 | -7%    |
| Missouri      | 2,810                    | 46         | 419,168            | N/A             | 5,983        | -20%                                               | -38%   |
| Minnesota     | 2,069                    | 39         | 427,587            | 406,910         | 5,596        | -35%                                               | -34%   |
| S. Carolina   | 4,251                    | 48         | 333,235            | 158,273         | 5,582        | 19%                                                | 33%    |
| Wisconsin     | 2,825                    | 35         | 535,999            | 461,729         | 5,435        | -26%                                               | -41%   |
| Virginia      | 4,708                    | 35         | 377,300            | 32,101          | 5,226        | 12%                                                | -3%    |
| Colorado      | 2,656                    | 43         | 349,450            | 18,534          | 5,050        | -25%                                               | -29%   |
| Mississippi   | 2,169                    | 38         | 228,235            | 182,103         | 5,013        | -6%                                                | -2%    |

## 26 - 51

|               | Average over last 7 days |            | Total Since 22 Jan |                 |              | Change from 14d Ago*<br>in 14 day avg of daily new |        |
|---------------|--------------------------|------------|--------------------|-----------------|--------------|----------------------------------------------------|--------|
|               | New Confirmed            | New Deaths | Total Confirmed    | Total Recovered | Total Deaths | Confirmed                                          | Deaths |
| Alabama       | 3,909                    | 31         | 384,184            | 211,684         | 4,994        | -9%                                                | -32%   |
| Iowa          | 1,530                    | 34         | 290,776            | 249,919         | 4,060        | -15%                                               | -58%   |
| Arkansas      | 2,880                    | 38         | 242,593            | 210,617         | 3,901        | 11%                                                | -11%   |
| Washington    | 2,632                    | 26         | 260,752            | N/A             | 3,605        | -2%                                                | 85%    |
| Nevada        | 2,114                    | 33         | 237,393            | N/A             | 3,295        | -18%                                               | -12%   |
| Kansas        | 1,848                    | 41         | 238,371            | 4,745           | 3,020        | -16%                                               | -5%    |
| Kentucky      | 3,040                    | 26         | 286,540            | 37,821          | 2,806        | -12%                                               | -2%    |
| New Mexico    | 1,257                    | 29         | 149,984            | 72,089          | 2,641        | -17%                                               | -5%    |
| Oklahoma      | 3,506                    | 26         | 311,573            | 274,657         | 2,633        | -9%                                                | 4%     |
| Rhode Island  | 1,073                    | 16         | 95,463             | 5,743           | 1,890        | -3%                                                | -15%   |
| Nebraska      | 1,025                    | 13         | 172,469            | 114,249         | 1,703        | -19%                                               | -47%   |
| Oregon        | 1,138                    | 13         | 120,223            | 5,870           | 1,558        | -19%                                               | -47%   |
| South Dakota  | 423                      | 8          | 101,684            | 93,778          | 1,519        | -30%                                               | -46%   |
| Idaho         | 892                      | 12         | 146,106            | 62,215          | 1,488        | -32%                                               | -26%   |
| West Virginia | 1,493                    | 23         | 94,678             | 65,571          | 1,481        | 7%                                                 | -2%    |
| North Dakota  | 233                      | 7          | 93,832             | 90,511          | 1,334        | -32%                                               | -42%   |
| Utah          | 2,969                    | 11         | 292,720            | 239,203         | 1,330        | 0%                                                 | -33%   |
| Montana       | 394                      | 9          | 84,060             | 78,114          | 1,015        | -34%                                               | -29%   |
| Delaware      | 733                      | 4          | 61,729             | 18,851          | 947          | -4%                                                | 9%     |
| New Hampshire | 799                      | 11         | 48,838             | 41,237          | 816          | -5%                                                | 30%    |
| DC            | 246                      | 4          | 30,482             | 21,461          | 806          | -3%                                                | 17%    |
| Wyoming       | 251                      | 8          | 45,890             | 43,642          | 464          | -32%                                               | 23%    |
| Maine         | 513                      | 5          | 27,090             | 11,607          | 372          | 9%                                                 | -6%    |
| Hawaii        | 149                      | 2          | 22,610             | 11,958          | 299          | -4%                                                | -26%   |
| Alaska        | 345                      | 2          | 48,899             | 7,165           | 220          | -33%                                               | -51%   |
| Vermont       | 126                      | 3          | 8,158              | 5,546           | 152          | 6%                                                 | 13%    |

\*Change from 14d ago:  
Compares 14d-avgs. of Daily New Cases/Deaths  
today with 14d-avgs. from 14d ago

In the last 7 days, reported deaths in **California** increased 12% (+3,009 deaths)

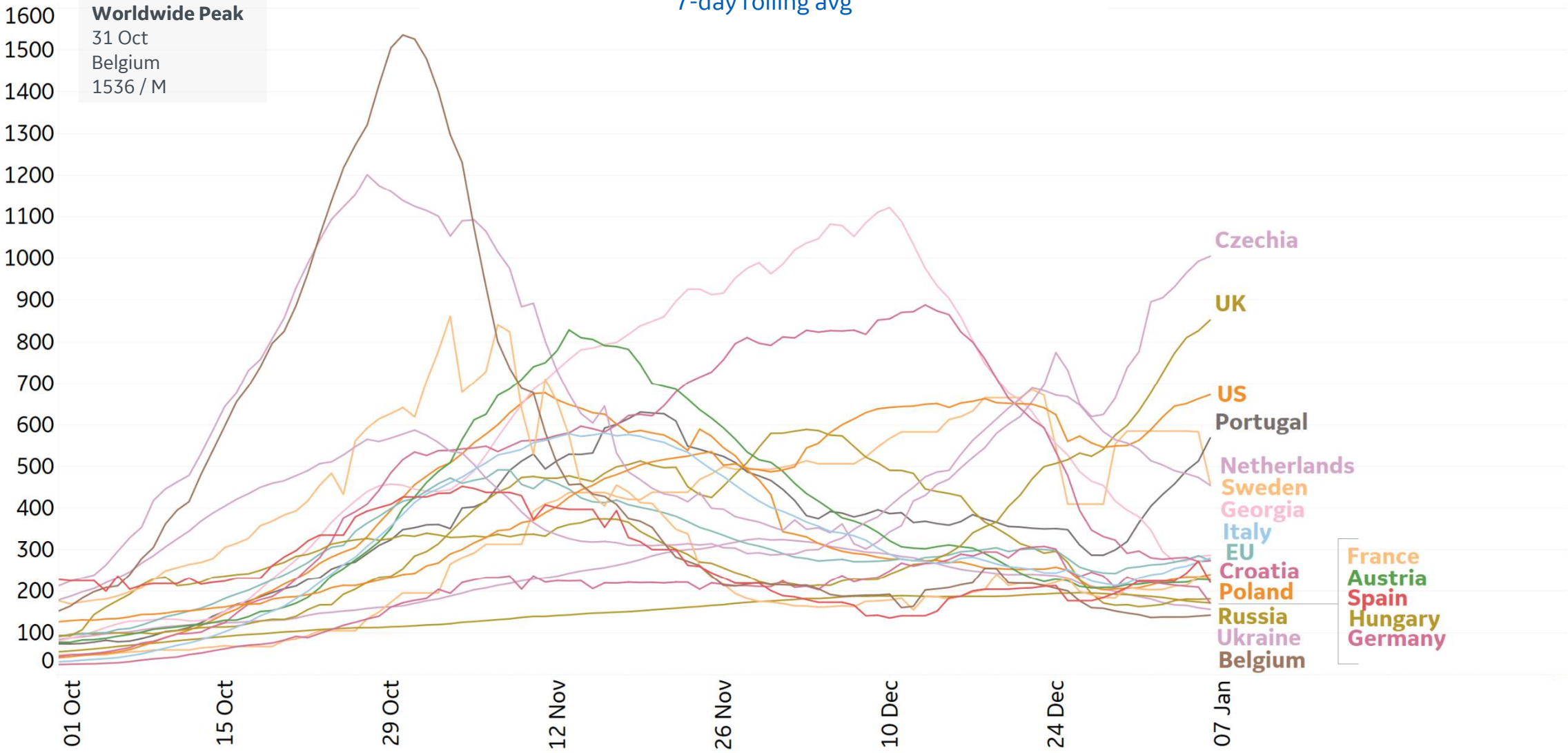
Sorted by Raw Total Deaths

N/As due to states revising and updating case counts



# New Confirmed Cases in Select Countries

Daily New Confirmed Cases / 1M  
7-day rolling avg

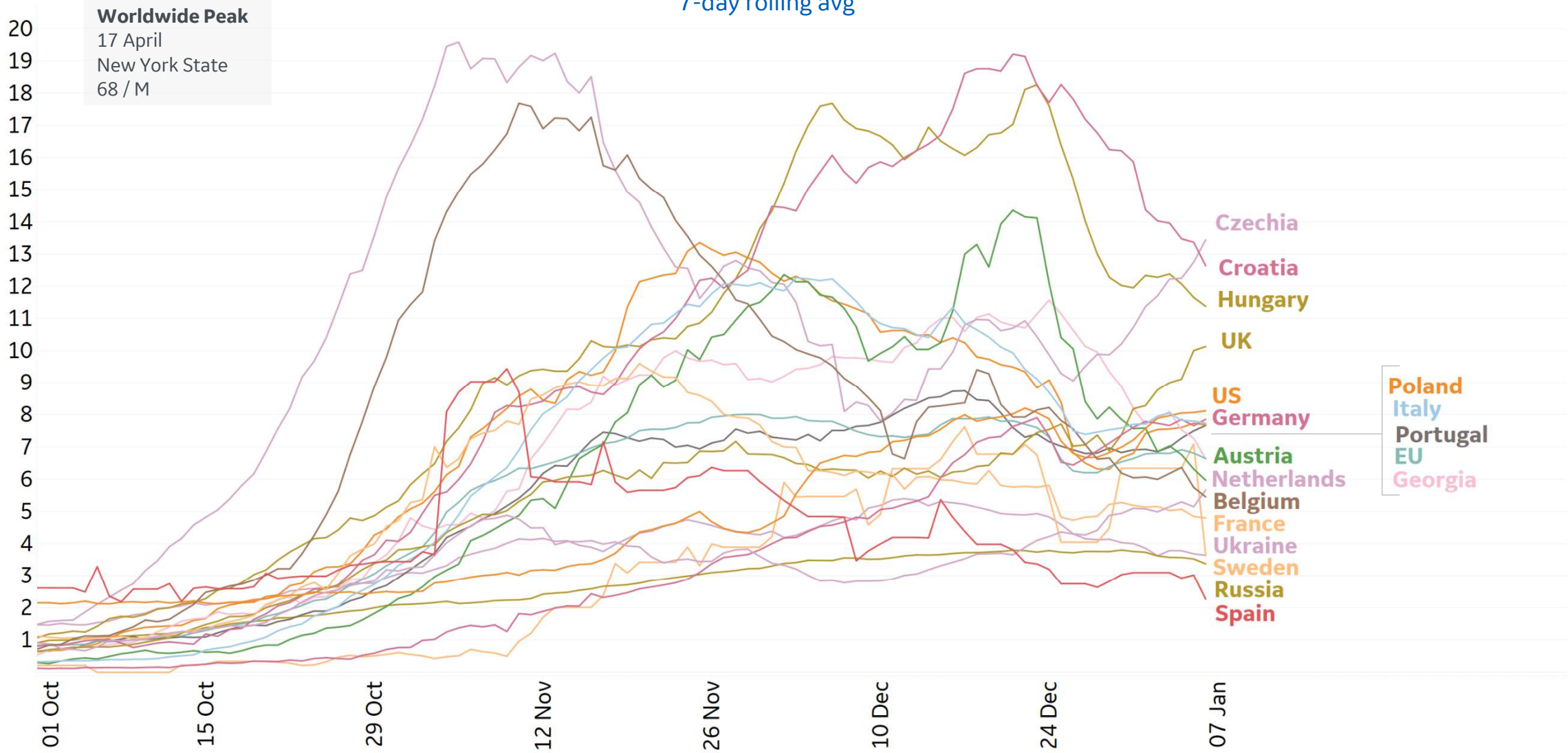






# New Deaths in Select Countries

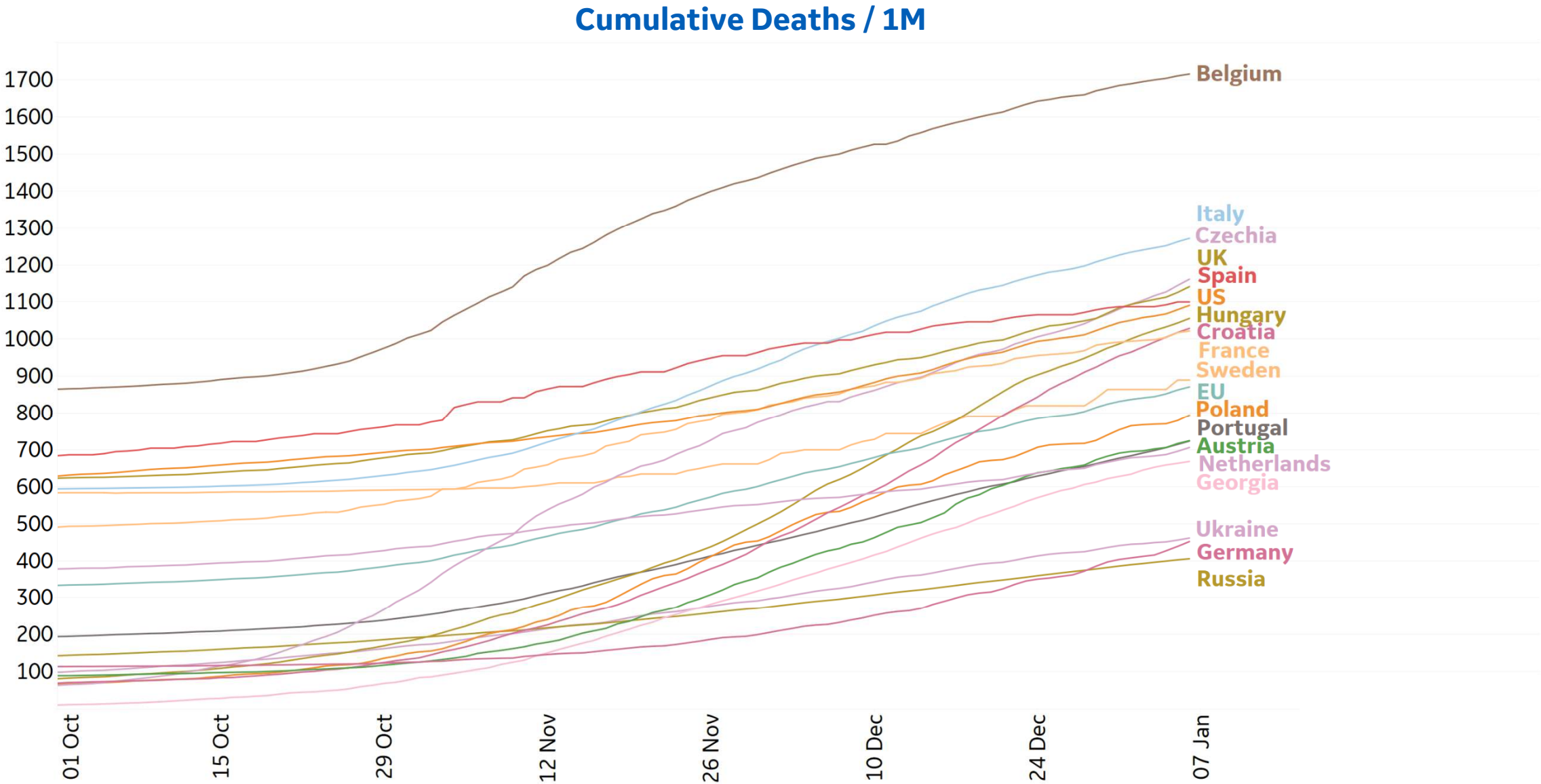
Daily New Deaths / 1M  
7-day rolling avg







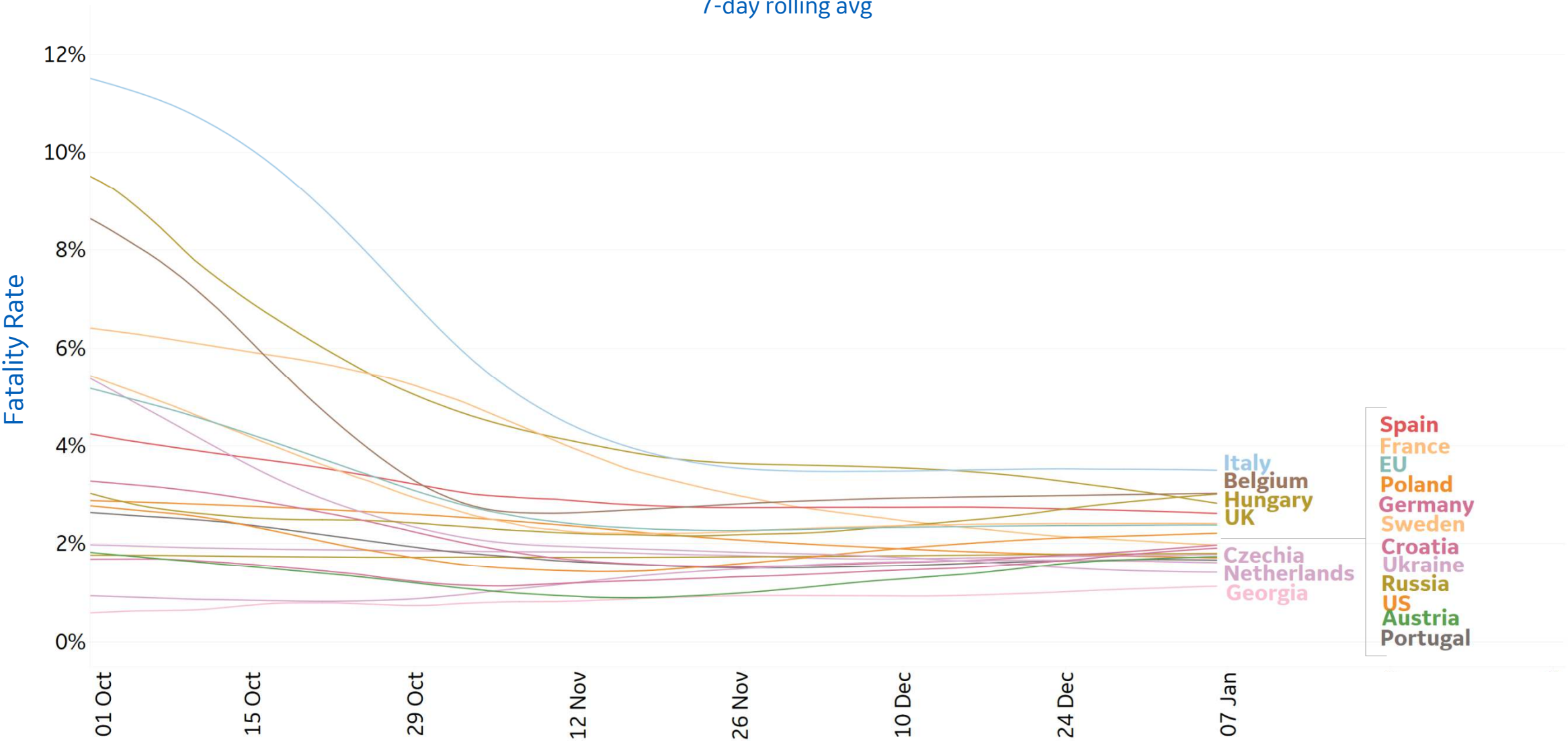
# Cumulative Deaths in Select Countries





# Fatality Rate in Select Countries

Deaths / Confirmed Cases  
7-day rolling avg





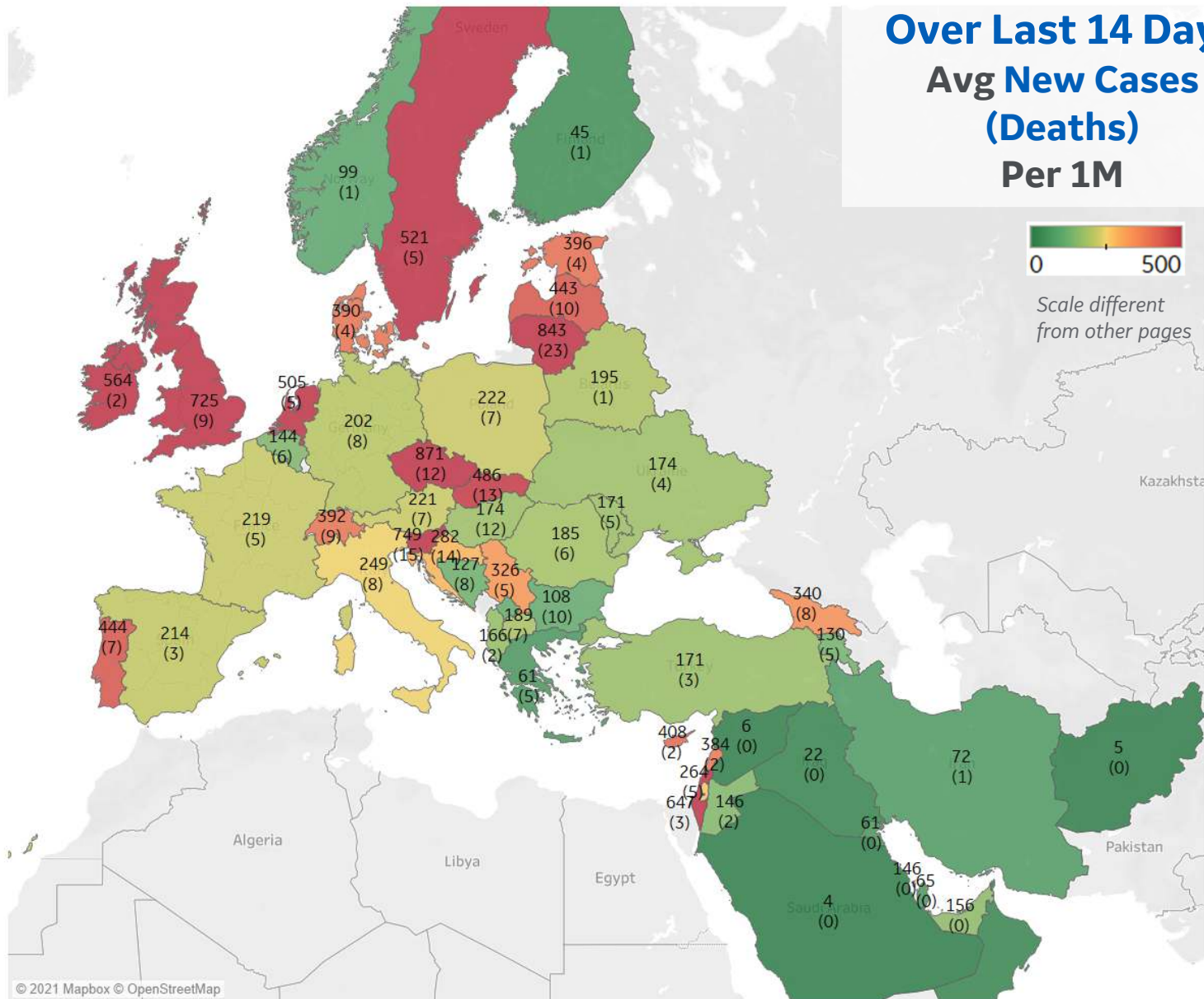
## Per 1M in Region

|              | Today   | Change |
|--------------|---------|--------|
| Active Cases | 12,873  | +1%    |
| Confirmed    | 296 new | +1%    |
| Deaths       | 6 new   | +1%    |
| Recovered    | 154 new | +1%    |

## Most Daily New Cases / 1M

|             |     |
|-------------|-----|
| Czechia     | 871 |
| Lithuania   | 843 |
| Slovenia    | 749 |
| UK          | 725 |
| Israel      | 647 |
| Ireland     | 564 |
| Sweden      | 521 |
| Netherlands | 505 |
| Slovakia    | 486 |
| Portugal    | 444 |

\* Excludes regions with population < 1M





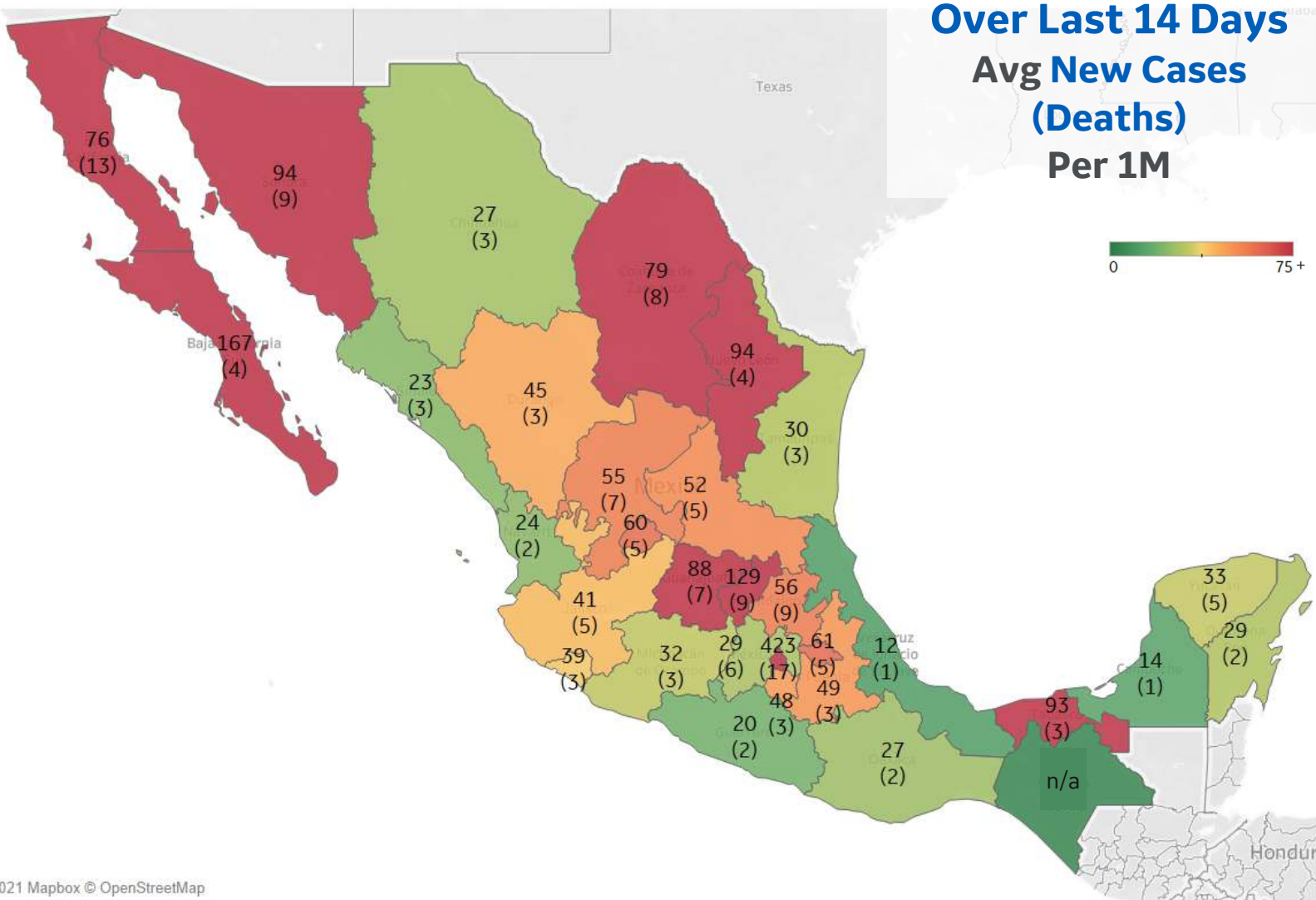


## Per 1M in Region

|              | Today   | Change |
|--------------|---------|--------|
| Active Cases | 1,783   | +2%    |
| Confirmed    | 104 new | +0.9%  |
| Deaths       | 9 new   | +0.9%  |
| Recovered    | 53 new  | +0.6%  |

## Most Daily New Cases / 1M

|                     |     |
|---------------------|-----|
| Distrito Federal    | 423 |
| Baja California Sur | 167 |
| Querétaro           | 129 |
| Nuevo León          | 94  |
| Sonora              | 94  |
| Tabasco             | 93  |
| Guanajuato          | 88  |
| Coahuila            | 79  |
| Baja California     | 76  |
| Nacional            | 73  |

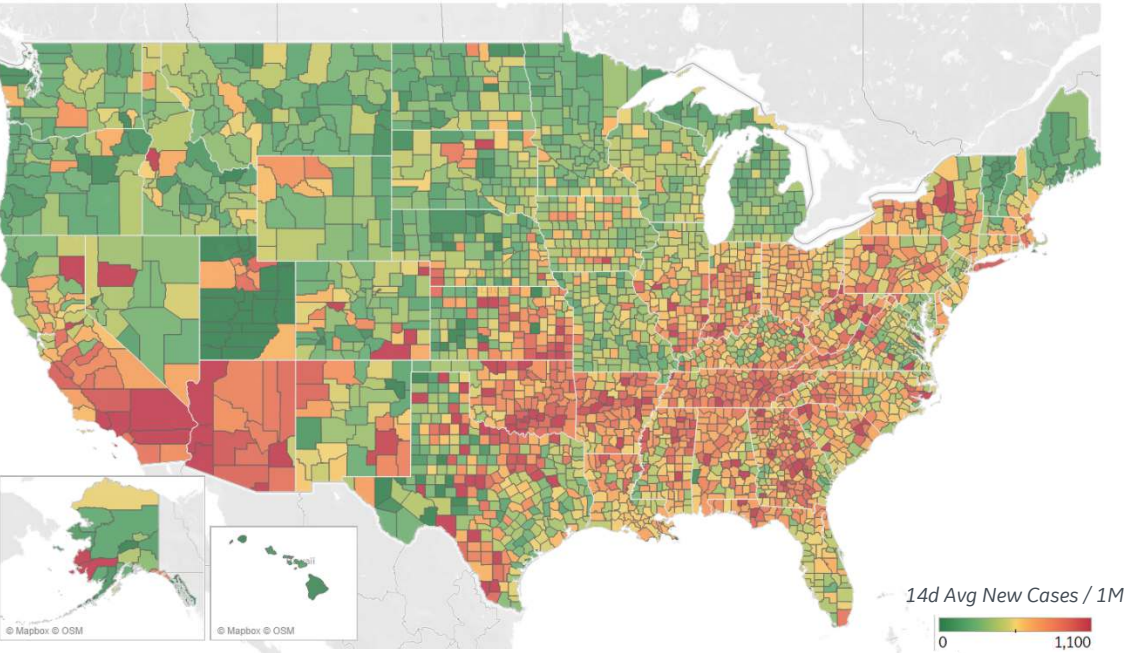




# US Counties: Recent Cases and Deaths

Updated 7 Jan 2021, 3:30 GMT 13

## Average New Cases per 1M Over Last 14 Days

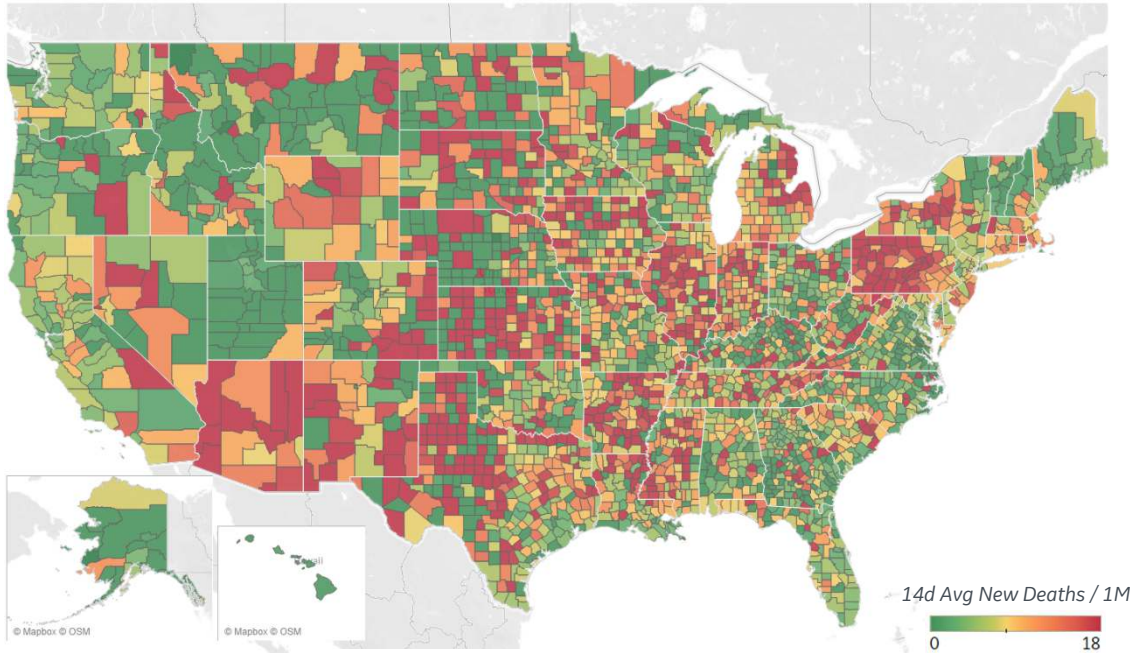


### Top 10 by New Confirmed

Avg New Confirmed Cases / 1M

|                           |       |
|---------------------------|-------|
| San Bernardino County, CA | 1,439 |
| Riverside County, CA      | 1,362 |
| Los Angeles County, CA    | 1,339 |
| Ventura County, CA        | 1,179 |
| Greenville County, SC     | 1,095 |
| Tarrant County, TX        | 1,060 |
| Maricopa County, AZ       | 1,010 |
| Kern County, CA           | 1,001 |
| Suffolk County, NY        | 1,000 |
| Monterey County, CA       | 980   |

## Average New Deaths per 1M Over Last 14 Days



### Top 10 by New Deaths

Avg New Deaths/ 1M

|                         |    |
|-------------------------|----|
| Westmoreland County, PA | 19 |
| Lubbock County, TX      | 19 |
| Providence County, RI   | 18 |
| Stark County, OH        | 18 |
| Onondaga County, NY     | 18 |
| Summit County, OH       | 17 |
| Erie County, PA         | 17 |
| Luzerne County, PA      | 16 |
| Ocean County, NJ        | 16 |
| Cumberland County, PA   | 16 |

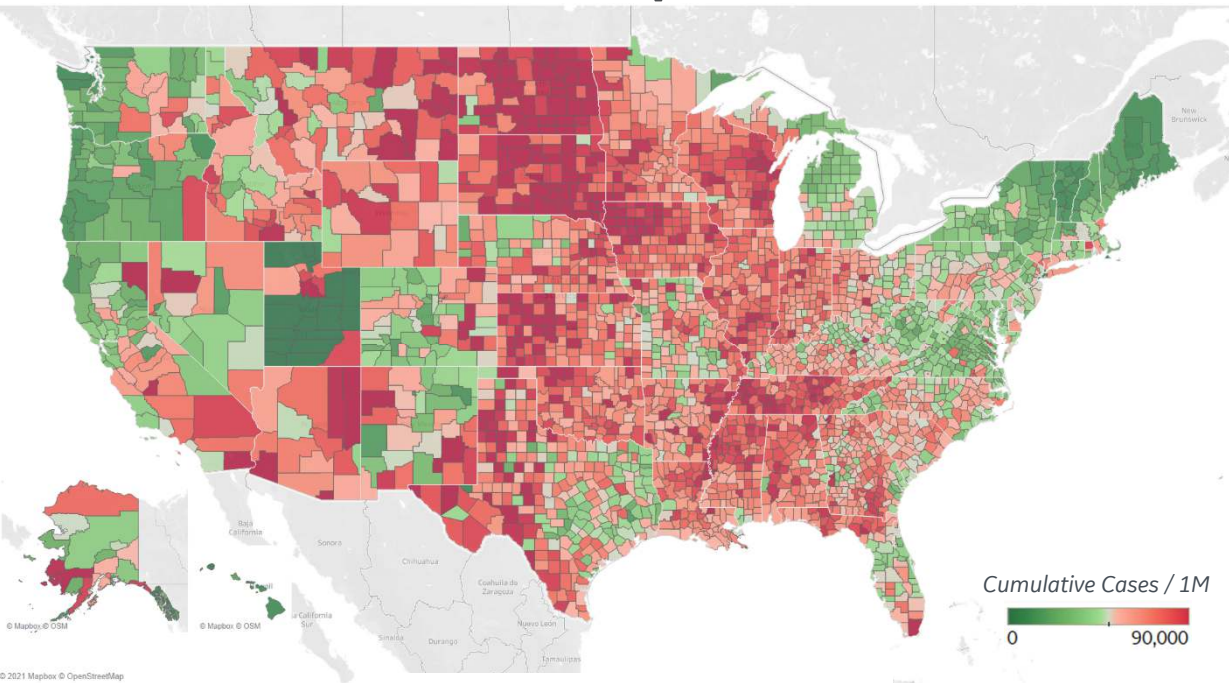
**Note:** Lists includes counties  
≥ 250K population





# US Counties: Cumulative Cases and Deaths

## Confirmed **Cases** per 1M to date

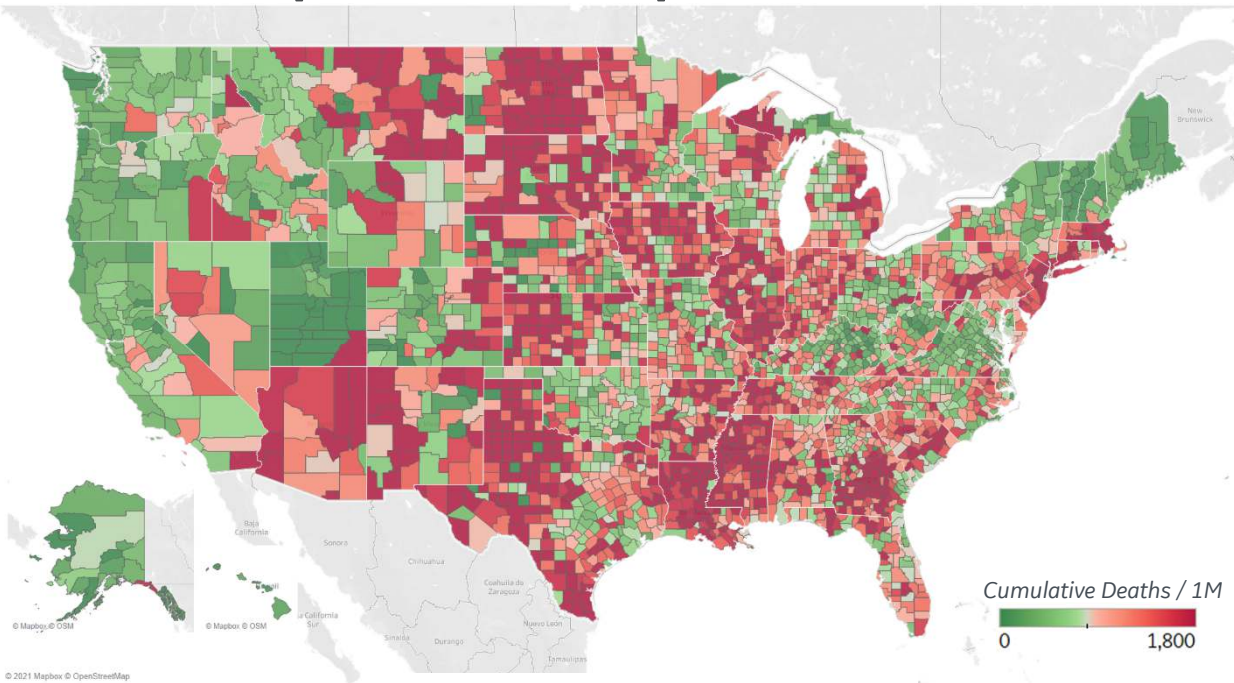


### Top 10 Counties

Total Confirmed Cases / 1M

|                           |         |
|---------------------------|---------|
| Lubbock County, TX        | 139,312 |
| El Paso County, TX        | 120,281 |
| Miami-Dade County, FL     | 115,844 |
| Utah County, UT           | 111,673 |
| Brown County, WI          | 108,089 |
| Milwaukee County, WI      | 99,695  |
| Webb County, TX           | 99,016  |
| San Bernardino County, CA | 98,534  |
| Providence County, RI     | 98,361  |
| Salt Lake County, UT      | 96,991  |

## Reported **Deaths** per 1M to date



### Top 10 Counties

Total Reported Deaths / 1M

|                     |       |
|---------------------|-------|
| New York City*      | 4,692 |
| Essex County, NJ    | 3,030 |
| Passaic County, NJ  | 2,951 |
| Union County, NJ    | 2,835 |
| Cameron County, TX  | 2,819 |
| Hudson County, NJ   | 2,574 |
| Hidalgo County, TX  | 2,566 |
| Bergen County, NJ   | 2,526 |
| Rockland County, NY | 2,403 |
| Ocean County, NJ    | 2,345 |

\* New York City counties aggregated into one reporting area

**Note:** Lists includes counties  $\geq 250K$  population





## Per 1M in Region

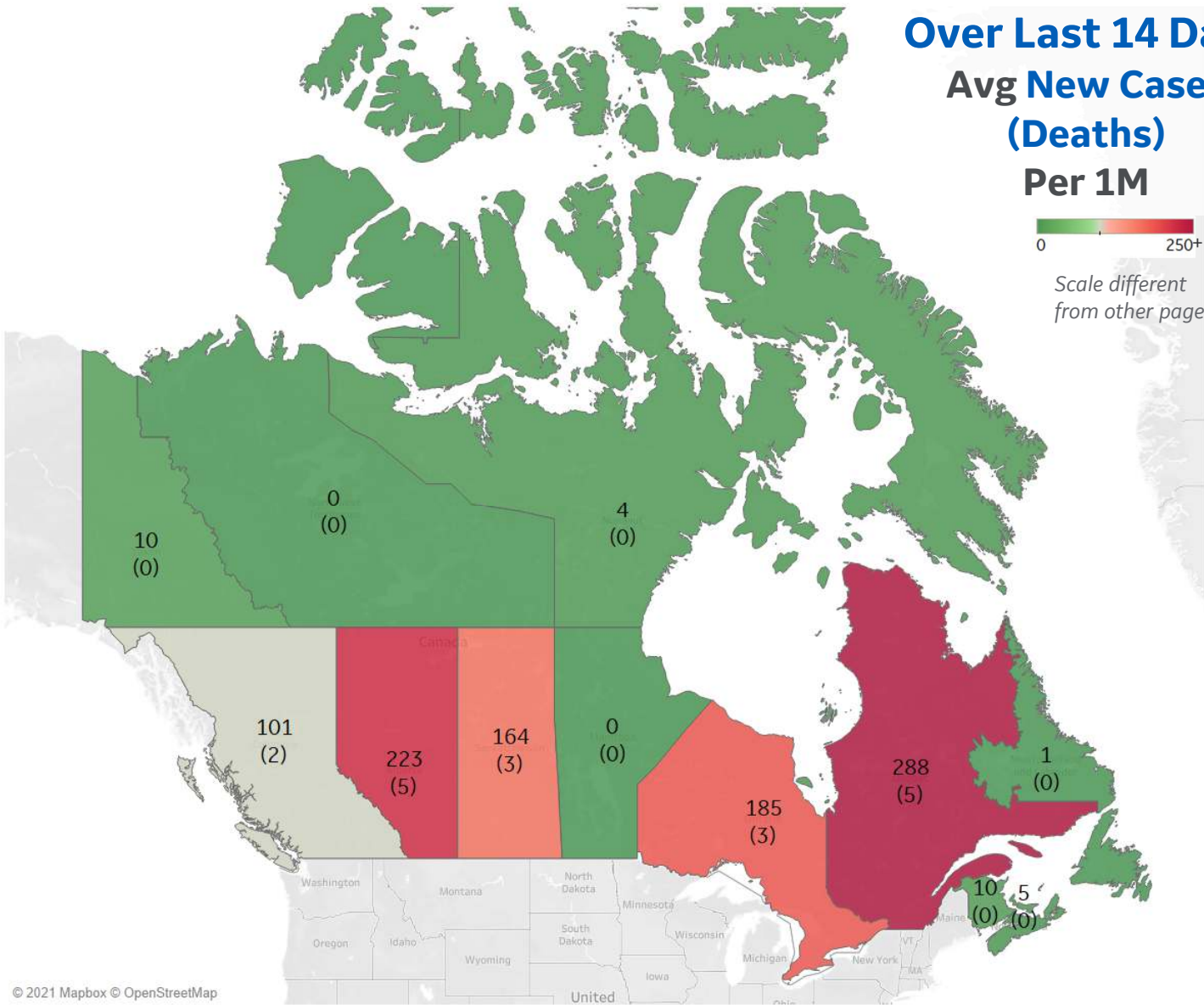
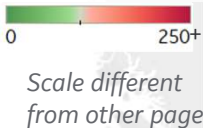
|              | Today   | Change |
|--------------|---------|--------|
| Active Cases | 2,068   | +0.6%  |
| Confirmed    | 214 new | +1.3%  |
| Deaths       | 4 new   | +0.9%  |
| Recovered    | 197 new | +1.4%  |

## Most Daily New Cases / 1M

|                  |     |
|------------------|-----|
| Quebec           | 288 |
| Alberta          | 223 |
| Ontario          | 185 |
| Saskatchewan     | 164 |
| British Columbia | 101 |

\* Excludes regions with population < 1M

## Over Last 14 Days Avg New Cases (Deaths) Per 1M





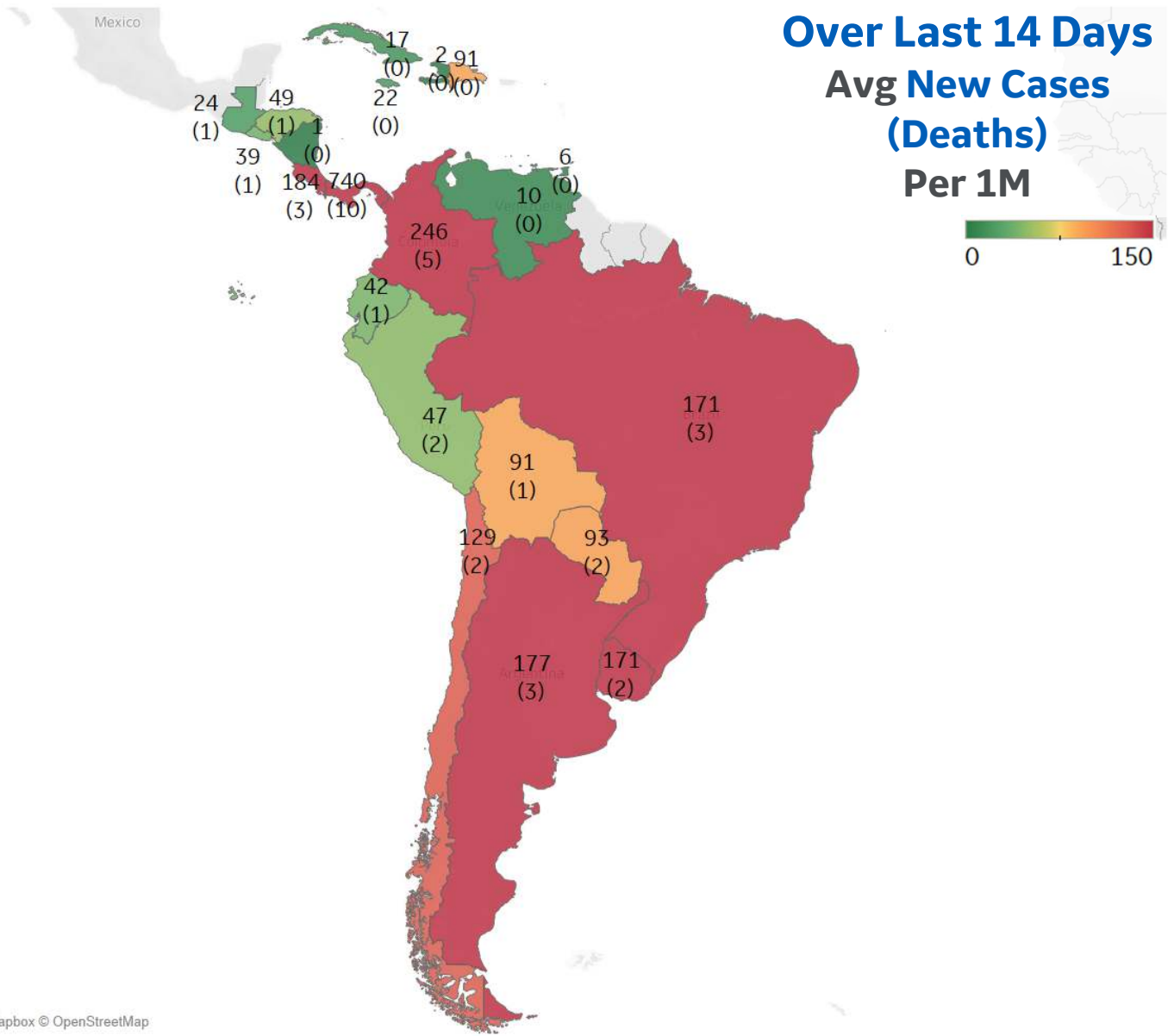
## Per 1M in Region

|              | Today   | Change |
|--------------|---------|--------|
| Active Cases | 2,356   | +4%    |
| Confirmed    | 218 new | +0.8%  |
| Deaths       | 4 new   | +0.5%  |
| Recovered    | 132 new | +0.5%  |

## Most Daily New Cases / 1M

|            |     |
|------------|-----|
| Panama     | 740 |
| Colombia   | 246 |
| Costa Rica | 184 |
| Argentina  | 177 |
| Uruguay    | 171 |
| Brazil     | 171 |
| Chile      | 129 |
| Paraguay   | 93  |
| Dom. Rep.  | 91  |
| Bolivia    | 91  |

\* Excludes regions with population < 1M





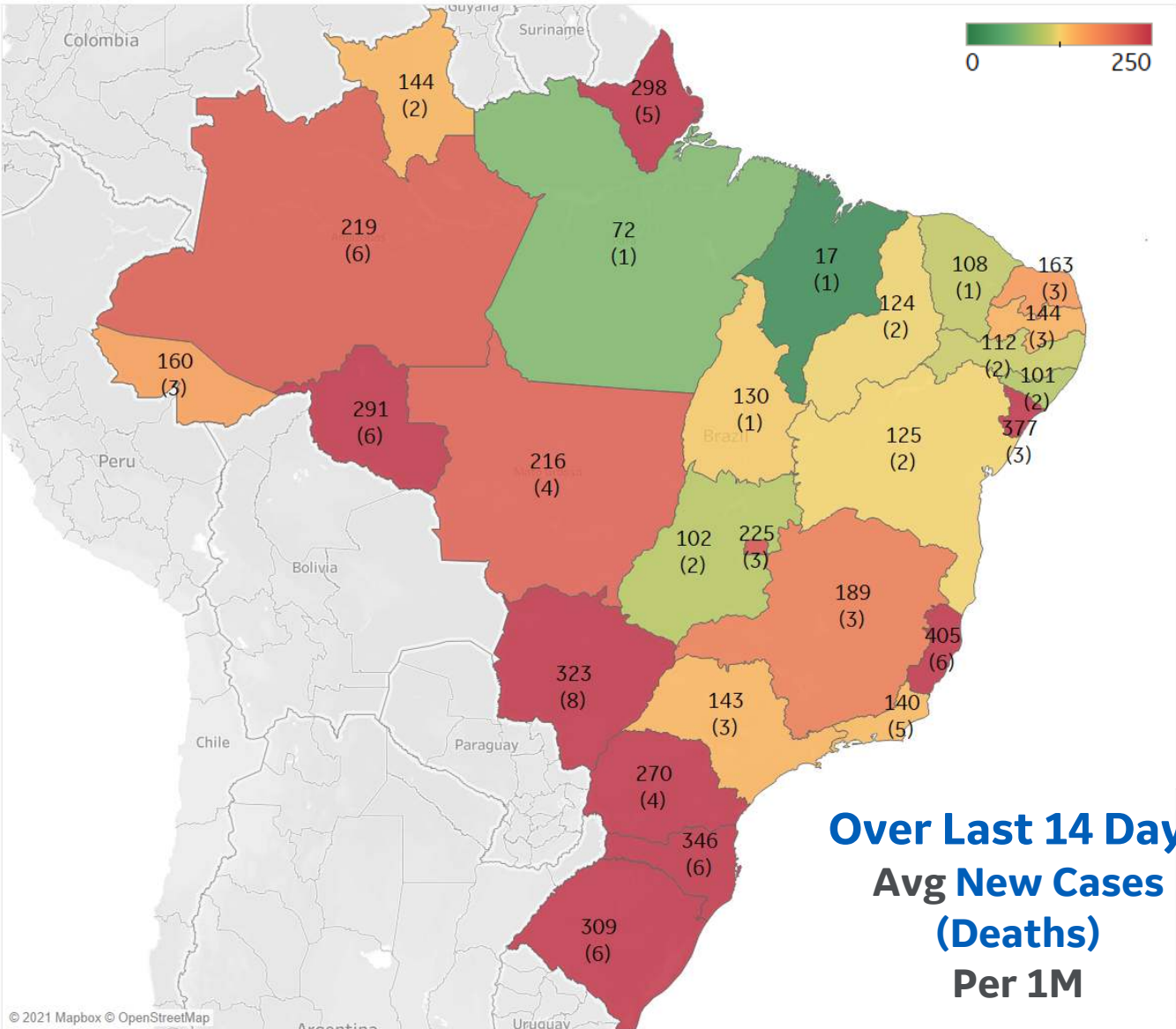
## Per 1M in Region

|              | Today   | Change |
|--------------|---------|--------|
| Active Cases | 3,018   | +4%    |
| Confirmed    | 298 new | +0.8%  |
| Deaths       | 6 new   | +0.6%  |
| Recovered    | 181 new | +0.6%  |

## Most Daily New Cases / 1M

|                  |     |
|------------------|-----|
| Espírito Santo   | 405 |
| Sergipe          | 377 |
| Santa Catarina   | 346 |
| MatoGrosso do .. | 323 |
| Rio Grande do .. | 309 |
| Rondônia         | 291 |
| Paraná           | 270 |
| Distrito Federal | 225 |
| Amazonas         | 219 |
| MatoGrosso       | 216 |

\* Excludes regions with population < 1M







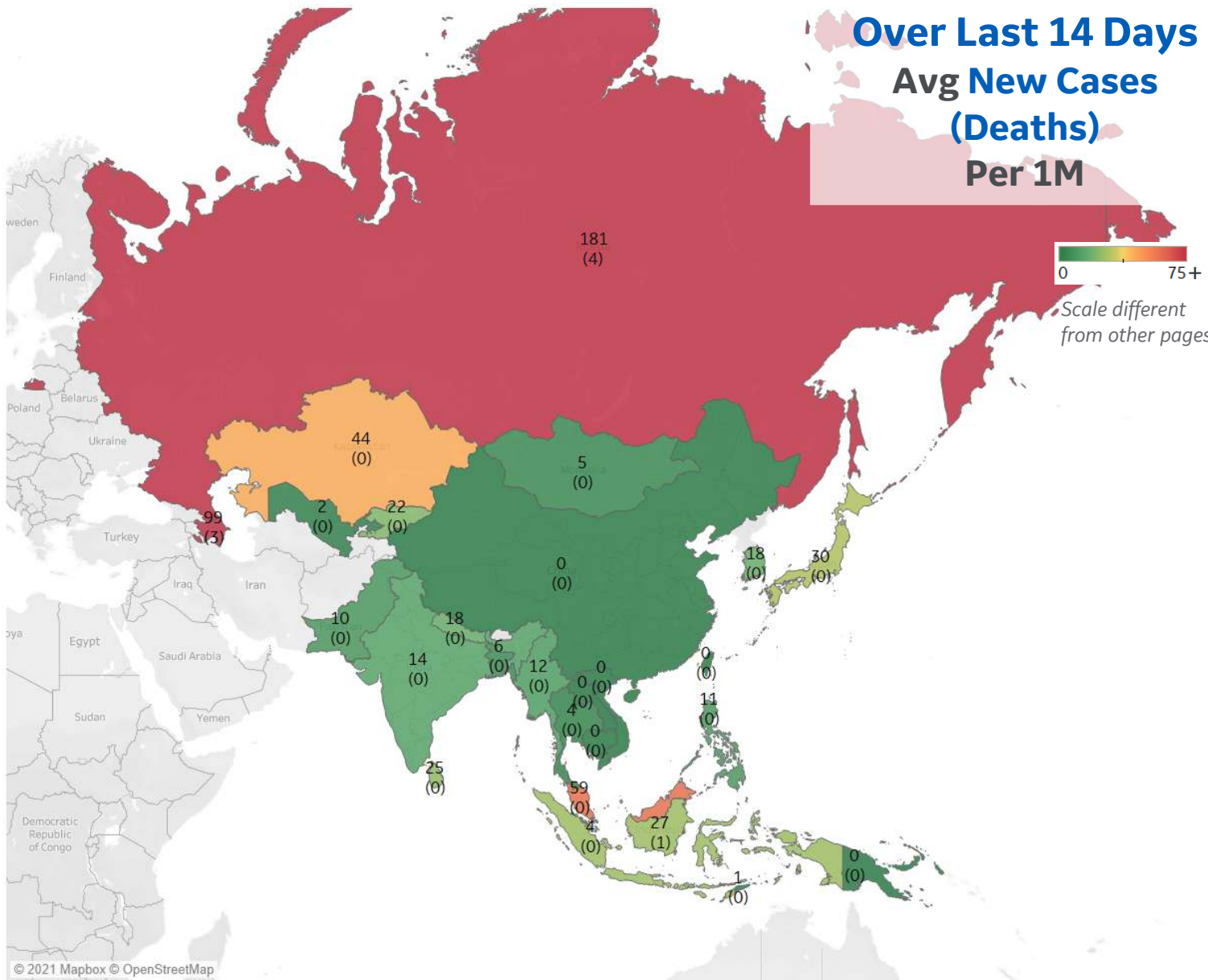
## Per 1M in Region

|              | Today   | Change |
|--------------|---------|--------|
| Active Cases | 269     | +1%    |
| Confirmed    | 16 new  | +0.4%  |
| Deaths       | 0.2 new | +0.4%  |
| Recovered    | 15 new  | +0.4%  |

## Most Daily New Cases / 1M

|             |     |
|-------------|-----|
| Russia      | 181 |
| Azerbaijan  | 99  |
| Malaysia    | 59  |
| Kazakhstan  | 44  |
| Japan       | 30  |
| Indonesia   | 27  |
| Sri Lanka   | 25  |
| Kyrgyzstan  | 22  |
| South Korea | 18  |
| Nepal       | 18  |

\* Excludes regions with population < 1M



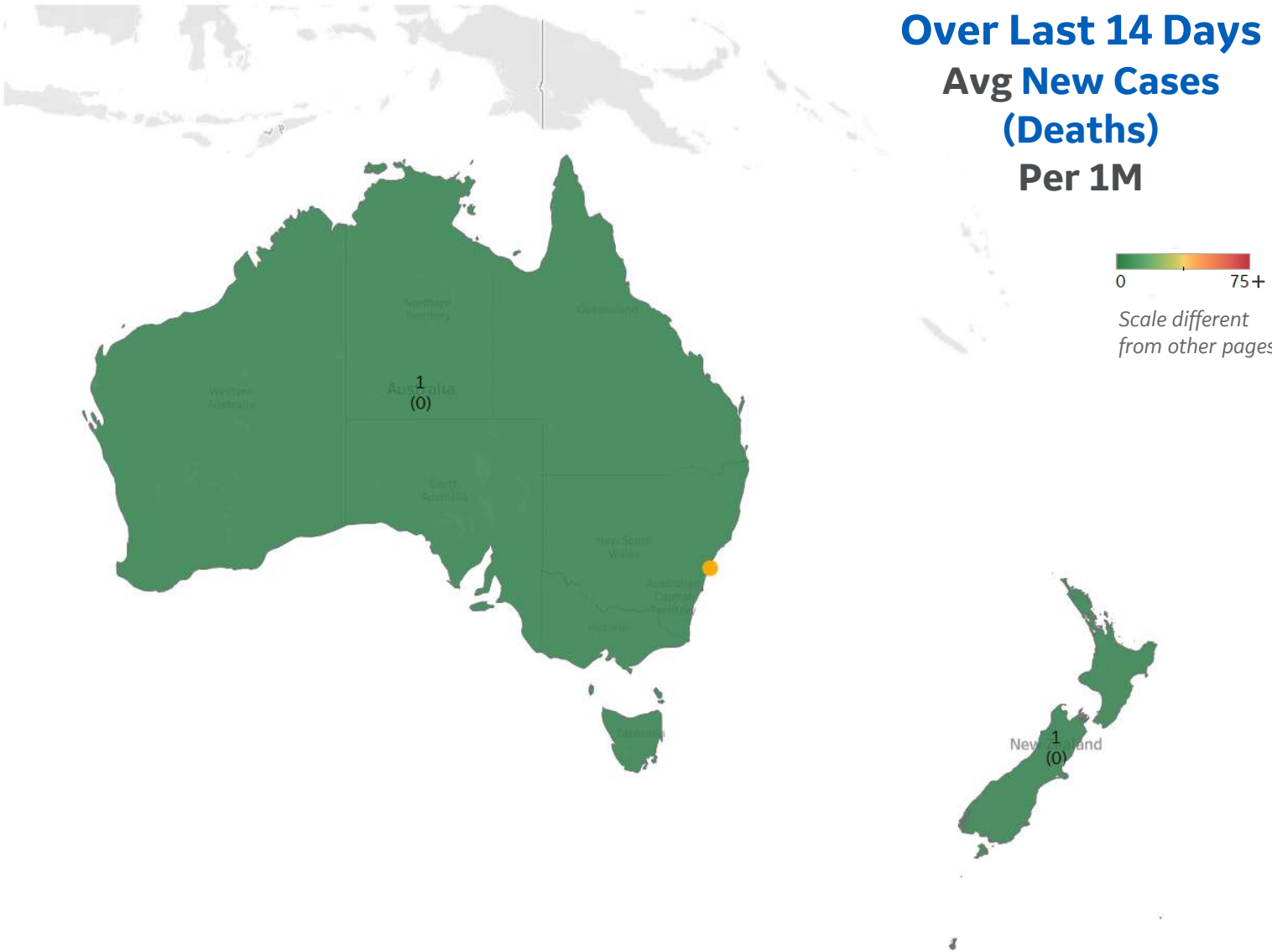


## Per 1M in Region

|              | Today | Change |
|--------------|-------|--------|
| Active Cases | 61    | +0.2%  |
| Confirmed    | 0 new | +0%    |
| Deaths       | 0 new | +0%    |
| Recovered    | 0 new | +0%    |

## Most Daily New Cases / 1M

|             |   |
|-------------|---|
| Australia   | 1 |
| New Zealand | 1 |





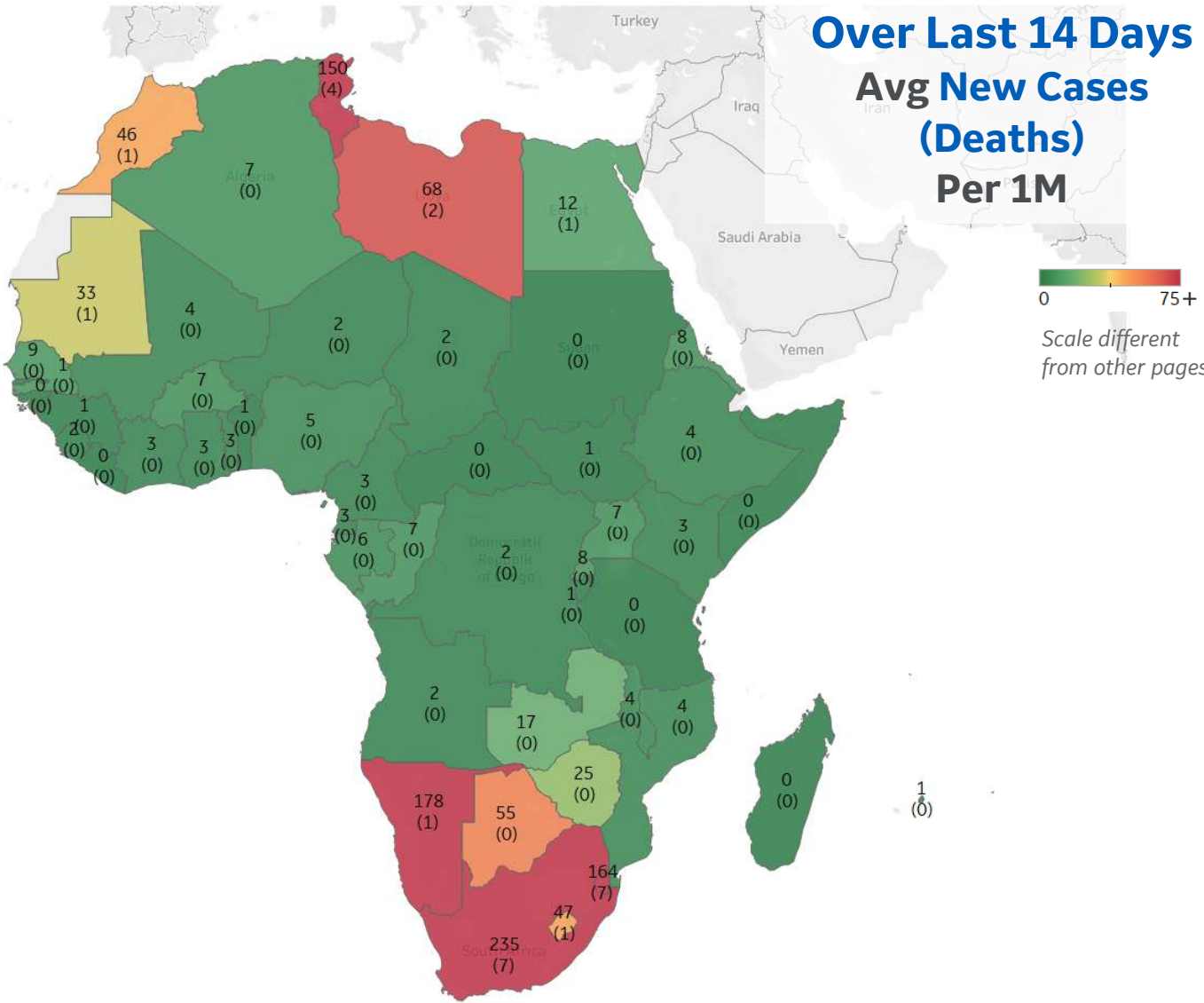
## Per 1M in Region

|              | Today   | Change |
|--------------|---------|--------|
| Active Cases | 338     | +4%    |
| Confirmed    | 27 new  | +1.2%  |
| Deaths       | 1.0 new | +2%    |
| Recovered    | 13 new  | +0.7%  |

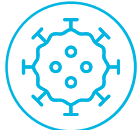
## Most Daily New Cases / 1M

|              |     |
|--------------|-----|
| South Africa | 235 |
| Namibia      | 178 |
| Eswatini     | 164 |
| Tunisia      | 150 |
| Libya        | 68  |
| Botswana     | 55  |
| Lesotho      | 47  |
| Morocco      | 46  |
| Mauritania   | 33  |
| Zimbabwe     | 25  |

\* Excludes regions with population < 1M







# Sources



\*\* Per 1M = Per 1 Million Population unless otherwise noted

**Johns Hopkins Coronavirus Resource Center:**

<https://coronavirus.jhu.edu/map.html>

**Worldometer Coronavirus Reporting:**

<https://www.worldometers.info/coronavirus/>

**Public Health England:**

<https://www.gov.uk/government/publications/covid-19-track-coronavirus-cases>

**US Department of Homeland Security, Homeland Infrastructure Foundation-Level Data:**

<https://hifld-geoplatform.opendata.arcgis.com/datasets/hospitals>

**City of New York, NYC Health:**

<https://www1.nyc.gov/site/doh/covid/covid-19-data.page>

**Chicago Coronavirus Latest Data:**

<https://www.chicago.gov/city/en/sites/covid-19/home/latest-data.html>

**National Health Commission of the PRC:**

<http://www.nhc.gov.cn/xcs/yqtb/202003/bf66696029ba420098164607240074f8.shtml>

**Korean Centers for Disease Control and Prevention:**

[http://www.cdc.go.kr/cdc\\_eng/](http://www.cdc.go.kr/cdc_eng/)

**CDC, Severe Outcomes Among Patients with Coronavirus Disease 2019 (COVID-19):**

<https://www.cdc.gov/mmwr/volumes/69/wr/mm6912e2.htm>

**Italian Department of Civil Protection, COVID Monitoring:**

<http://opendatadpc.maps.arcgis.com/apps/opsdashboard/index.html#/b0c68bce2cce478eaac82fe38d4138b1>

**The COVID Tracking Project:**

<https://covidtracking.com/data/>

**UK Office for National Statistics:**

<https://www.ons.gov.uk/peoplepopulationandcommunity/birthsdeathsandmarriages/deaths/bulletins/deathsregisteredweeklyinenglandandwalesprovisional/weekending24april2020>

**COVID-19 Information for Switzerland:**

<https://www.corona-data.ch/>

**The COVID Tracking Project:**

<https://covidtracking.com/data/api>

**European Centre for Disease Prevention and Control:**

<https://www.ecdc.europa.eu/en/publications-data/download-data-hospital-and-icu-admission-rates-and-current-occupancy-covid-19>

Worldwide Survival Rate, last 30d calculation =

$$\frac{[(\text{Total Confirmed} - \text{Total Confirmed 30d ago}) - (\text{Total Deaths} - \text{Total Deaths 30d ago})]}{(\text{Total Confirmed} - \text{Total Confirmed 30d ago})}$$

**Provincial Health Services Authority of Canada. BC Center for Disease Control:**

<http://www.bccdc.ca/about/news-stories/stories/2020/information-on-novel-coronavirus>

**Secretary of Health, Mexico:**

<https://www.gob.mx/salud/en>

**OECD Economic Outlooks, Statistics:**

[https://www.oecd-ilibrary.org/economics/data/oecd-economic-outlook-statistics-and-projections\\_eo-data-en](https://www.oecd-ilibrary.org/economics/data/oecd-economic-outlook-statistics-and-projections_eo-data-en)

**Public Health Authority of Sweden:**

<https://www.folkhalsomyndigheten.se/smittskydd-beredskap/utbrott/aktuella-utbrott/covid-19/bekraftade-fall-i-sverige>

**CDC:**

<https://www.cdc.gov/covid-data-tracker/index.html#demographics>

**CDC Provisional COVID19 Deaths Counts**

<https://data.cdc.gov/NCHS/Provisional-COVID-19-Death-Counts-by-Sex-Age-and-S/9bhg-hcku>

**Canada Regional Data:**

<https://health-infobase.canada.ca/covid-19/epidemiological-summary-covid-19-cases.html#fn1>

**Canada Regional Populations (Q4 2019):**

<https://www150.statcan.gc.ca/t1/tbl1/en/tv.action?pid=1710000901>