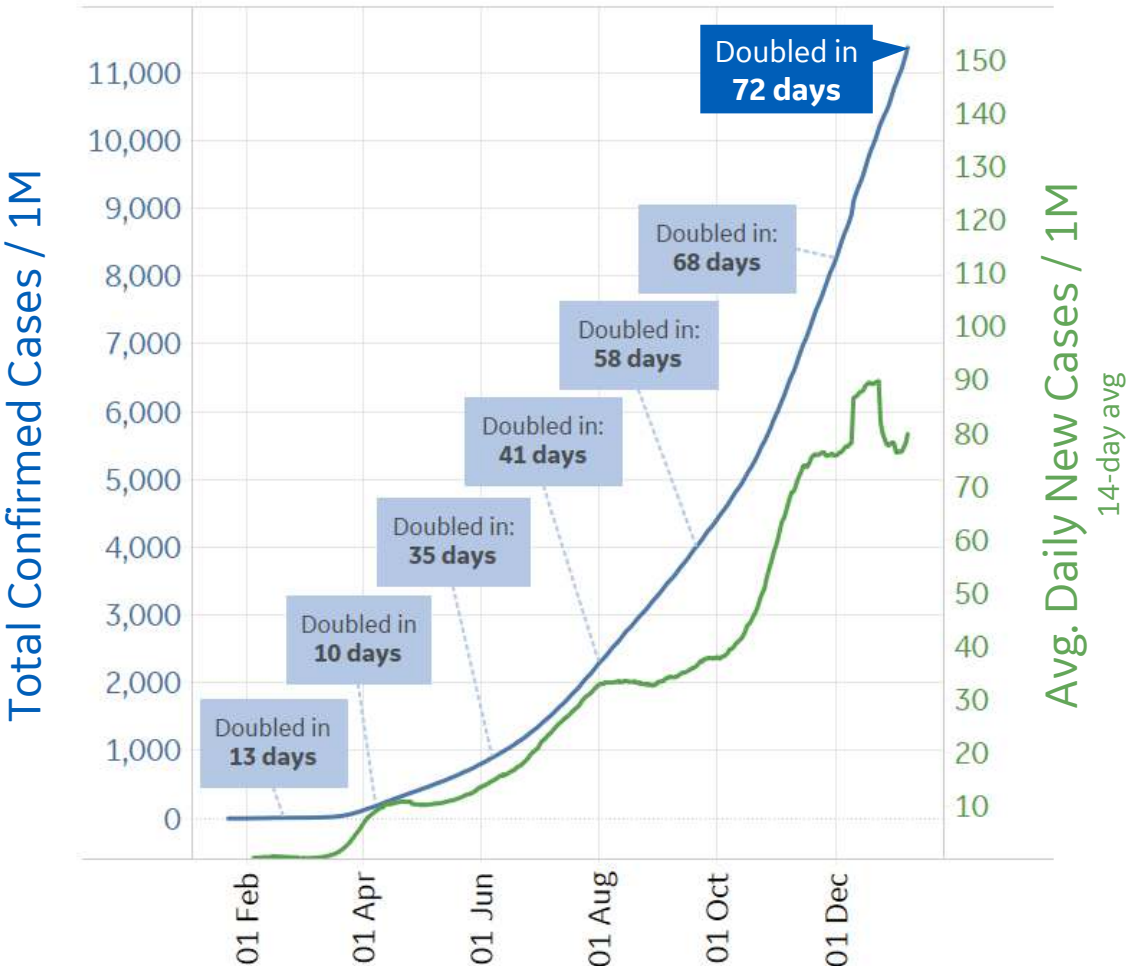




# Global Confirmed & Active Cases

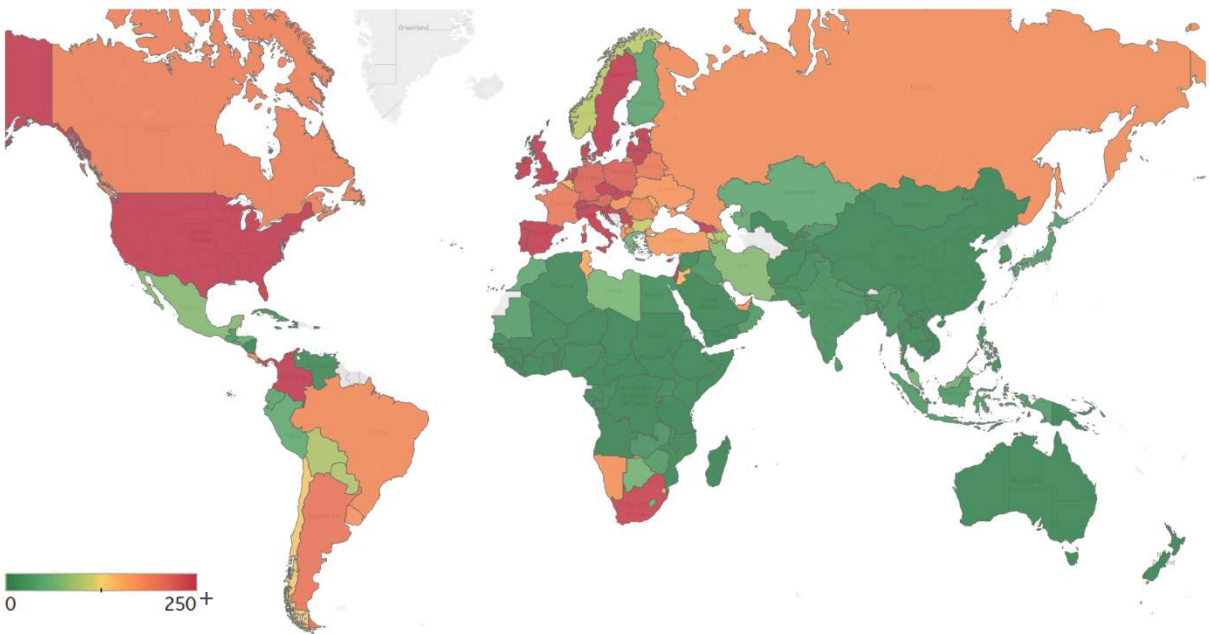
Updated 8 Jan 2021, 3:30 GMT 1

Trend since 22 Jan



Avg. Daily New Cases / 1M

Over the last 14 days



Per 1M:	New Today	Change from 30 days ago
Active	67	+63%
Confirmed	111	+29%
Deaths	2	+22%
Recovered	41	+12%
	To Date	Last 30 Days
Worldwide Survival Rate	97.8%	98.3%

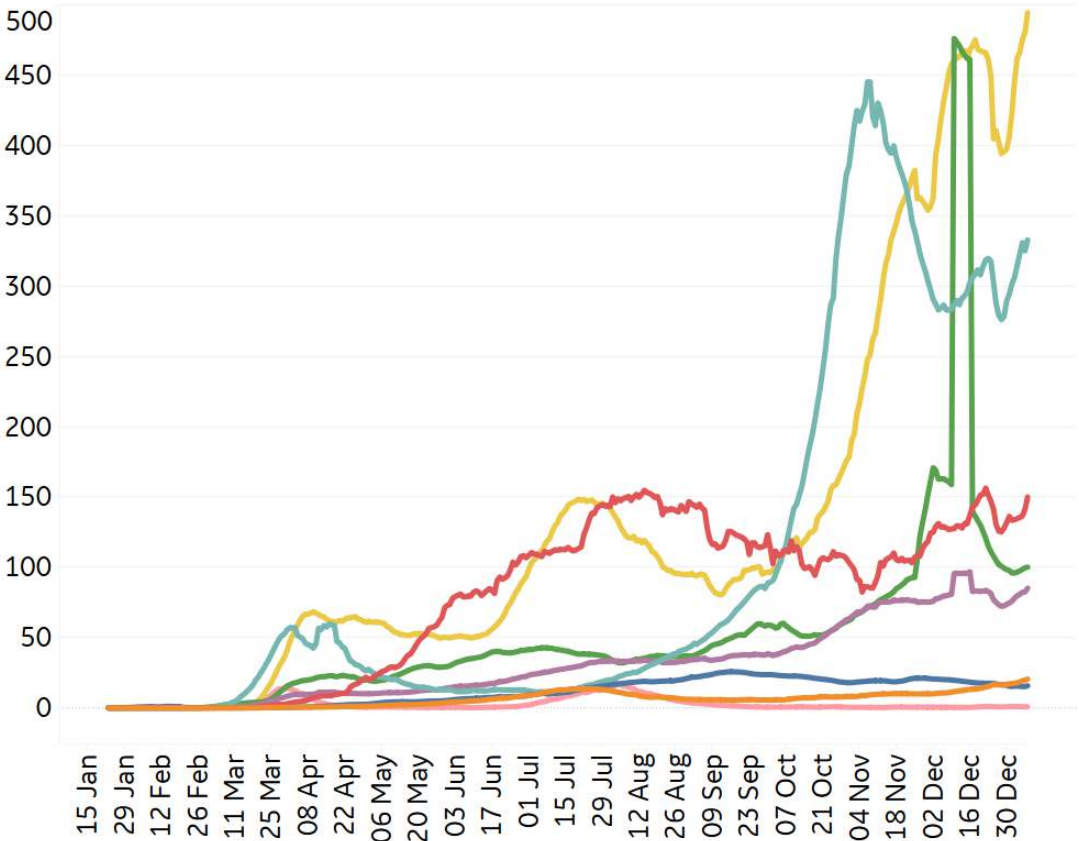


# New Confirmed Cases & New Deaths

Key **World** **North America** **Europe** **Middle East** **Cent & South America** **Asia** **Africa** **Oceania**

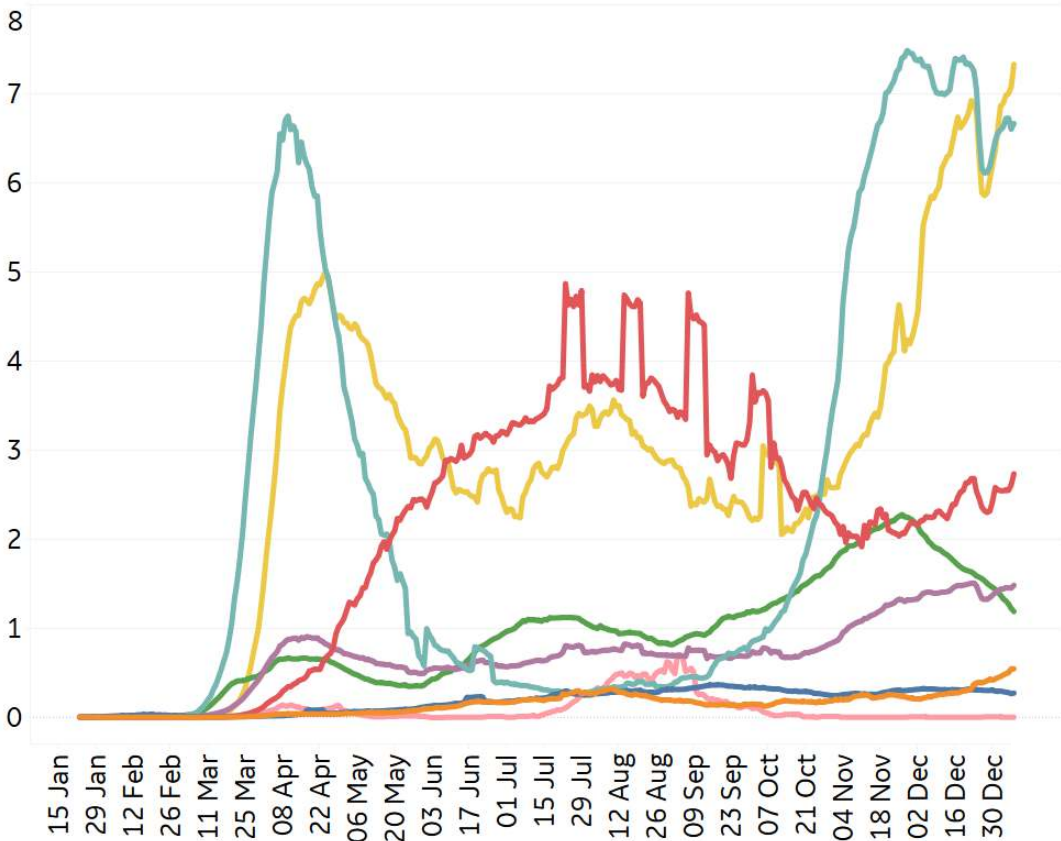
## New Confirmed Cases / 1M

7-day rolling average

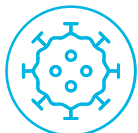


## New Deaths / 1M

7-day rolling average



\*Large jump in Middle East confirmed cases due to batched reporting of 823,225 new cases in **Turkey** on 10 Dec



# Top 50 Countries: Per 1M



## 1 - 25

	Average over last 7 days		Total Since 22 Jan			Change from 14d Ago in 14 day avg of daily new	
	New Confirmed	New Deaths	Total Confirmed	Total Recovered	Total Deaths	Confirmed	Deaths
Belgium	150	5	56,831	N/A**	1,720	-31%	-33%
Slovenia	852	15	64,718	52,502	1,406	12%	-16%
Bos. and Herz.	105	7	34,562	24,221	1,284	-47%	-51%
Italy	267	7	36,723	26,000	1,278	-5%	-23%
North Macedo..	148	5	41,036	31,780	1,239	-47%	-36%
Czechia	1,015	14	74,212	60,640	1,179	38%	19%
UK	846	11	42,690	N/A**	1,158	75%	36%
Bulgaria	103	9	29,828	18,737	1,154	-52%	-39%
Peru	30	1	30,997	29,194	1,150	4%	-2%
Spain	295	3	43,309	3,216	1,105	26%	-25%
US	690	8	65,178	N/A**	1,103	-2%	-2%
Hungary	182	12	34,661	18,585	1,069	-50%	-30%
Croatia	209	12	52,822	50,255	1,039	-62%	-23%
France	188	4	42,335	3,136	1,022	-6%	-19%
Panama	738	10	62,365	49,286	1,001	19%	42%
Armenia	79	4	54,351	49,739	979	-55%	-37%
Argentina	204	3	37,393	32,852	976	54%	-4%
Switzerland	371	9	54,857	36,697	945	-22%	-15%
Brazil	192	4	37,456	33,315	943	-16%	3%
Sweden	635	8	47,754	N/A**	917	3%	6%
Colombia	266	5	34,144	31,057	886	11%	22%
Chile	151	2	32,913	31,033	885	26%	15%
EU	287	7	36,920	17,414	878	-8%	-12%
Romania	198	5	34,253	30,752	853	-27%	-24%
Poland	234	6	35,852	28,949	799	-15%	-32%

## 26 - 50

	Average over last 7 days		Total Since 22 Jan			Change from 14d Ago in 14 day avg of daily new	
	New Confirmed	New Deaths	Total Confirmed	Total Recovered	Total Deaths	Confirmed	Deaths
Moldova	123	4	36,761	33,912	770	-47%	-26%
Lithuania	733	32	56,772	31,631	763	-23%	97%
Kosovo	139	2	28,691	24,082	739	-21%	-21%
Portugal	600	8	44,773	34,884	733	31%	-7%
Austria	221	5	41,607	38,517	729	-18%	-48%
Netherlands	454	5	50,354	606	711	-19%	36%
Georgia	289	7	59,033	56,076	675	-51%	-32%
Slovakia	488	15	36,300	25,347	498	0%	57%
Ireland	1,038	2	25,853	4,732	467	467%	53%
Ukraine	153	3	25,925	18,322	465	-30%	-26%
Costa Rica	199	3	34,630	26,594	449	2%	-2%
Latvia	427	12	24,677	18,168	419	7%	67%
Israel	789	4	54,422	46,550	410	118%	81%
Serbia	261	4	40,505	N/A**	398	-44%	-16%
Jordan	134	2	29,802	27,868	389	-33%	-33%
West Bank an..	227	4	31,790	27,904	336	-33%	-12%
Oman	34	0	25,471	23,999	295	-32%	-50%
Turkey	148	2	27,225	25,756	264	-45%	-6%
Denmark	330	5	30,646	25,634	257	-33%	91%
Lebanon	485	2	29,991	20,157	229	63%	16%
Kuwait	80	0	35,821	34,712	220	12%	-25%
Bahrain	164	0	55,615	53,850	207	46%	0%
Estonia	405	4	23,935	16,258	200	4%	30%
Qatar	71	0	50,423	49,397	85	28%	-33%
Total World	85	1	11,365	6,338	245	-3%	-3%

\*Change from 14d ago:  
Compares 14d-avgs. of Daily New Cases/Deaths  
today with 14d-avgs. from 14d ago

In the last week, confirmed cases in the **UK** increased 13% (+348,363 cases)

Top 50 countries selected by Cases / 1M  
Sorted by Total Deaths / 1M  
Excluded countries with population < 1M

N/A\*\* due to inconsistent reporting of Recovered Cases





# Top 50 Countries: Raw Volume

Updated 8 Jan 2021, 3:30 GMT

4

1 - 25	Average over last 7 days		Total Since 22 Jan			Change from 14d Ago <sup>*</sup> in 14 day avg of daily new	
	New Confirmed	New Deaths	Total Confirmed	Total Recovered	Total Deaths	Confirmed	Deaths
EU	127,654	2,975	16,438,590	7,753,652	391,137	-8%	-12%
US	228,497	2,764	21,574,043	N/A**	365,208	-2%	-2%
Brazil	40,814	793	7,961,673	7,081,521	200,498	-16%	3%
India	20,963	262	10,413,417	10,037,398	150,570	-24%	-29%
Mexico	9,639	746	1,493,569	1,127,471	131,031	-10%	11%
UK	57,403	716	2,898,052	N/A**	78,632	75%	36%
Italy	16,171	447	2,220,361	1,572,015	77,291	-5%	-23%
France	12,243	277	2,763,370	204,680	66,700	-6%	-19%
Russia	24,355	480	3,297,833	2,681,373	59,628	-7%	-6%
Iran	6,160	101	1,268,263	1,050,553	55,933	-15%	-42%
Spain	13,806	120	2,024,904	150,376	51,675	26%	-25%
Colombia	13,510	265	1,737,347	1,580,285	45,067	11%	22%
Argentina	9,213	125	1,690,006	1,484,794	44,122	54%	-4%
Germany	18,006	742	1,886,561	1,517,019	38,987	-25%	17%
Peru	983	35	1,022,018	962,566	37,925	4%	-2%
South Africa	16,204	477	1,170,590	938,216	31,809	53%	80%
Poland	8,858	241	1,356,882	1,095,616	30,241	-15%	-32%
Indonesia	7,789	197	797,723	659,437	23,520	12%	30%
Turkey	12,493	198	2,296,102	2,172,251	22,264	-45%	-6%
Ukraine	6,686	150	1,133,802	801,293	20,334	-30%	-26%
Belgium	1,737	58	658,655	N/A**	19,936	-31%	-33%
Chile	2,886	44	629,176	593,235	16,913	26%	15%
Canada	7,898	138	639,693	544,047	16,595	8%	11%
Romania	3,814	92	658,958	591,596	16,410	-27%	-24%
Ecuador	839	18	218,385	190,350	14,158	36%	43%

26 - 50	Average over last 7 days		Total Since 22 Jan			Change from 14d Ago <sup>*</sup> in 14 day avg of daily new	
	New Confirmed	New Deaths	Total Confirmed	Total Recovered	Total Deaths	Confirmed	Deaths
Iraq	781	8	600,755	551,127	12,869	-32%	-43%
Czechia	10,868	149	794,740	649,394	12,621	38%	19%
Netherlands	7,775	94	862,805	10,376	12,182	-19%	36%
Pakistan	2,190	55	497,510	453,828	10,558	-13%	-27%
Hungary	1,760	113	334,836	179,541	10,325	-50%	-30%
Philippines	1,146	16	482,083	449,052	9,356	-19%	-15%
Sweden	6,415	76	482,284	N/A**	9,262	3%	6%
Switzerland	3,210	76	474,764	317,600	8,178	-22%	-15%
Bulgaria	713	63	207,259	130,191	8,017	-52%	-39%
Bangladesh	914	23	519,905	464,446	7,718	-31%	-17%
Morocco	1,355	37	448,678	420,569	7,645	-34%	-19%
Portugal	6,122	81	456,533	355,701	7,472	31%	-7%
Austria	1,988	49	374,730	346,901	6,568	-18%	-48%
Saudi Arabia	106	8	363,485	355,037	6,278	-24%	-19%
Panama	3,186	43	269,091	212,656	4,321	19%	42%
Croatia	859	49	216,848	206,310	4,266	-62%	-23%
Jordan	1,368	19	304,071	284,343	3,968	-33%	-33%
Japan	4,468	55	267,084	210,295	3,674	47%	24%
Israel	6,827	32	471,048	402,913	3,552	118%	81%
Serbia	2,283	38	353,907	N/A**	3,479	-44%	-16%
Azerbaijan	598	29	222,885	203,527	2,845	-73%	-21%
Georgia	1,153	27	235,491	223,695	2,694	-51%	-32%
Nepal	430	7	263,605	256,644	1,903	-36%	-34%
UAE	1,990	4	221,754	199,178	694	37%	4%
Total World	658,834	11,470	88,042,762	49,098,418	1,898,530	-3%	-3%

<sup>\*</sup>Change from 14d ago:  
Compares 14d-avgs. of Daily New Cases/Deaths today with 14d-avgs. from 14d ago

Confirmed cases in the **EU** and **US** make up 43% of **Global** confirmed cases

Top 50 countries selected by Total Cases  
Sorted by Raw Total Deaths  
Excluded countries with population < 1M

N/A\*\* due to inconsistent reporting of Recovered Cases



# United States: Per 1M



## 1 - 25

	Average over last 7 days		Total Since 22 Jan			Change from 14d Ago* in 14 day avg of daily new	
	New Confirmed	New Deaths	Total Confirmed	Total Recovered	Total Deaths	Confirmed	Deaths
New Jersey	538	10	57,513	6,568	2,212	-4%	18%
New York	757	8	55,614	5,513	2,011	23%	23%
Massachusetts	755	10	59,717	42,586	1,873	4%	25%
Rhode Island	1,165	18	91,179	5,469	1,803	13%	0%
Connecticut	683	12	56,870	2,749	1,763	1%	7%
North Dakota	311	9	123,554	119,053	1,760	-24%	-46%
South Dakota	479	9	115,448	106,836	1,745	-29%	-55%
Mississippi	596	11	76,688	61,187	1,684	-14%	-3%
Louisiana	700	7	72,719	60,311	1,662	18%	-17%
Illinois	503	11	79,550	N/A	1,495	-18%	-6%
Michigan	388	12	55,648	36,409	1,389	-12%	-4%
Pennsylvania	587	14	54,523	38,980	1,341	-23%	-10%
Arizona	1,264	17	80,315	11,287	1,338	12%	27%
Indiana	743	12	81,177	53,487	1,311	-18%	-3%
Arkansas	984	12	81,488	71,569	1,301	8%	-11%
Iowa	520	8	92,926	79,763	1,288	-7%	-68%
New Mexico	610	14	72,404	35,403	1,278	-19%	-4%
DC	358	4	43,571	30,691	1,145	-1%	8%
S. Carolina	849	10	65,669	31,017	1,099	22%	49%
Tennessee	992	12	92,872	81,362	1,097	-25%	-11%
Nevada	745	10	78,177	N/A	1,084	-15%	-11%
Georgia	769	4	68,155	N/A	1,058	13%	7%
Florida	708	5	66,568	N/A	1,047	19%	6%
Kansas	634	14	81,821	1,629	1,037	-16%	-8%
Alabama	816	7	79,383	43,173	1,036	-6%	-37%

## 26 - 51

	Average over last 7 days		Total Since 22 Jan			Change from 14d Ago* in 14 day avg of daily new	
	New Confirmed	New Deaths	Total Confirmed	Total Recovered	Total Deaths	Confirmed	Deaths
Maryland	454	7	48,940	1,555	1,021	1%	-11%
Texas	676	7	65,875	52,494	1,017	15%	-4%
Minnesota	361	7	76,170	72,436	1,000	-32%	-38%
Missouri	477	8	69,069	N/A	986	-16%	-34%
Delaware	806	3	64,645	19,359	975	0%	-26%
Montana	427	10	79,296	73,725	971	-28%	-10%
Wisconsin	492	6	92,832	79,768	941	-21%	-43%
Nebraska	502	12	89,739	60,119	936	-9%	2%
Colorado	467	7	61,285	3,260	886	-21%	-30%
Idaho	487	6	82,355	35,308	849	-31%	-21%
West Virginia	850	14	53,568	37,319	847	7%	-6%
Wyoming	434	13	79,771	75,937	845	-21%	57%
Ohio	644	6	64,425	52,478	809	-18%	-13%
California	1,012	9	65,064	N/A	720	-5%	40%
N. Carolina	725	6	56,516	46,442	688	25%	32%
Oklahoma	882	7	79,696	70,212	675	-9%	-1%
Kentucky	837	7	65,231	8,544	636	12%	18%
Virginia	554	4	44,834	3,792	618	11%	6%
New Hampshire	550	7	36,229	30,745	608	-3%	29%
Washington	324	3	34,670	N/A	477	0%	79%
Utah	923	4	92,739	75,597	424	6%	-18%
Oregon	243	3	28,709	1,392	372	-16%	-48%
Alaska	438	3	67,293	9,794	305	-28%	-45%
Maine	364	4	20,551	8,673	286	1%	-4%
Vermont	227	4	13,467	9,066	248	19%	13%
Hawaii	116	1	16,172	8,446	211	5%	-18%

\*Change from 14d ago:  
Compares 14d-avgs. of Daily New Cases/Deaths  
today with 14d-avgs. from 14d ago

In the past 7 days, **South Carolina** saw a 10% increase in cases (+4,199 cases per 1M)

Sorted by Total Deaths / 1M

N/As due to states revising and updating case counts





# United States: Raw Volume



## 1 - 25

	Average over last 7 days		Total Since 22 Jan			Change from 14d Ago* in 14 day avg of daily new	
	New Confirmed	New Deaths	Total Confirmed	Total Recovered	Total Deaths	Confirmed	Deaths
New York	14,729	162	1,081,885	107,243	39,118	23%	23%
Texas	19,615	205	1,910,091	1,522,105	29,498	15%	-4%
California	39,975	366	2,570,829	N/A	28,457	-5%	40%
Florida	15,201	115	1,429,722	N/A	22,481	19%	6%
New Jersey	4,783	86	510,839	58,335	19,646	-4%	18%
Illinois	6,379	138	1,008,045	N/A	18,941	-18%	-6%
Pennsylvania	7,516	175	698,005	499,022	17,173	-23%	-10%
Michigan	3,875	122	555,747	363,611	13,873	-12%	-4%
Massachusetts	5,203	69	411,601	293,522	12,909	4%	25%
Georgia	8,168	42	723,630	N/A	11,230	13%	7%
Arizona	9,198	125	584,593	82,155	9,741	12%	27%
Ohio	7,527	71	753,068	613,418	9,462	-18%	-13%
Indiana	5,002	80	546,499	360,087	8,823	-18%	-3%
Louisiana	3,254	34	338,054	280,373	7,728	18%	-17%
Tennessee	6,776	84	634,237	555,634	7,492	-25%	-11%
N. Carolina	7,600	66	592,746	487,090	7,213	25%	32%
Connecticut	2,436	42	202,758	9,800	6,287	1%	7%
Maryland	2,745	40	295,874	9,404	6,173	1%	-11%
Missouri	2,929	51	423,908	N/A	6,054	-16%	-34%
S. Carolina	4,372	52	338,112	159,700	5,661	22%	49%
Minnesota	2,038	37	429,570	408,510	5,640	-32%	-38%
Wisconsin	2,867	34	540,508	464,443	5,477	-21%	-43%
Virginia	4,728	35	382,679	32,368	5,275	11%	6%
Colorado	2,689	41	352,923	18,775	5,102	-21%	-30%
Alabama	4,001	36	389,230	211,684	5,080	-6%	-37%

## 26 - 51

	Average over last 7 days		Total Since 22 Jan			Change from 14d Ago* in 14 day avg of daily new	
	New Confirmed	New Deaths	Total Confirmed	Total Recovered	Total Deaths	Confirmed	Deaths
Mississippi	1,775	32	228,235	182,103	5,013	-14%	-3%
Iowa	1,640	25	293,189	251,659	4,065	-7%	-68%
Arkansas	2,968	36	245,916	215,980	3,926	8%	-11%
Washington	2,466	25	264,012	N/A	3,634	0%	79%
Nevada	2,295	31	240,796	N/A	3,339	-15%	-11%
Kansas	1,847	41	238,371	4,745	3,020	-16%	-8%
Kentucky	3,738	31	291,429	38,173	2,843	12%	18%
New Mexico	1,279	29	151,819	74,235	2,680	-19%	-4%
Oklahoma	3,488	26	315,354	277,828	2,672	-9%	-1%
Rhode Island	1,235	19	96,591	5,794	1,910	13%	0%
Nebraska	970	23	173,591	116,295	1,811	-9%	2%
Oregon	1,025	13	121,085	5,870	1,568	-16%	-48%
South Dakota	424	8	102,132	94,513	1,544	-29%	-55%
West Virginia	1,524	26	96,002	66,881	1,518	7%	-6%
Idaho	871	12	147,173	63,097	1,517	-31%	-21%
Utah	2,958	13	297,317	242,361	1,359	6%	-18%
North Dakota	237	7	94,156	90,726	1,341	-24%	-46%
Montana	456	11	84,750	78,796	1,038	-28%	-10%
Delaware	785	3	62,949	18,851	949	0%	-26%
New Hampshire	748	10	49,261	41,804	827	-3%	29%
DC	252	3	30,750	21,660	808	-1%	8%
Wyoming	251	7	46,168	43,949	489	-21%	57%
Maine	489	5	27,625	11,658	385	1%	-4%
Hawaii	165	2	22,897	11,958	299	5%	-18%
Alaska	320	2	49,228	7,165	223	-28%	-45%
Vermont	142	3	8,403	5,657	155	19%	13%

\*Change from 14d ago:  
Compares 14d-avgs. of Daily New Cases/Deaths  
today with 14d-avgs. from 14d ago

Confirmed cases in **New York** and **Illinois** have surpassed 1M

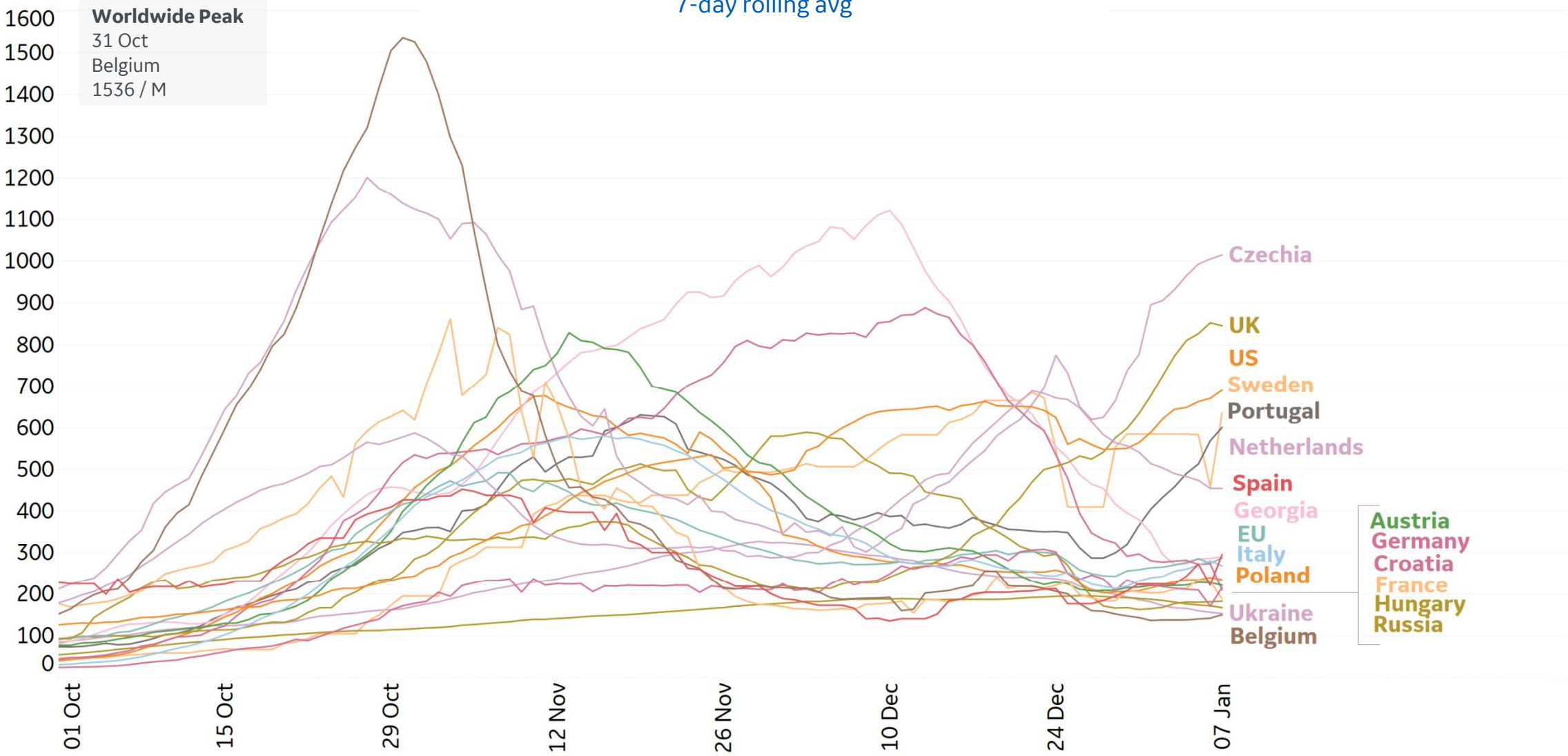
Sorted by Raw Total Deaths

N/As due to states revising and updating case counts



# New Confirmed Cases in Select Countries

Daily New Confirmed Cases / 1M  
7-day rolling avg

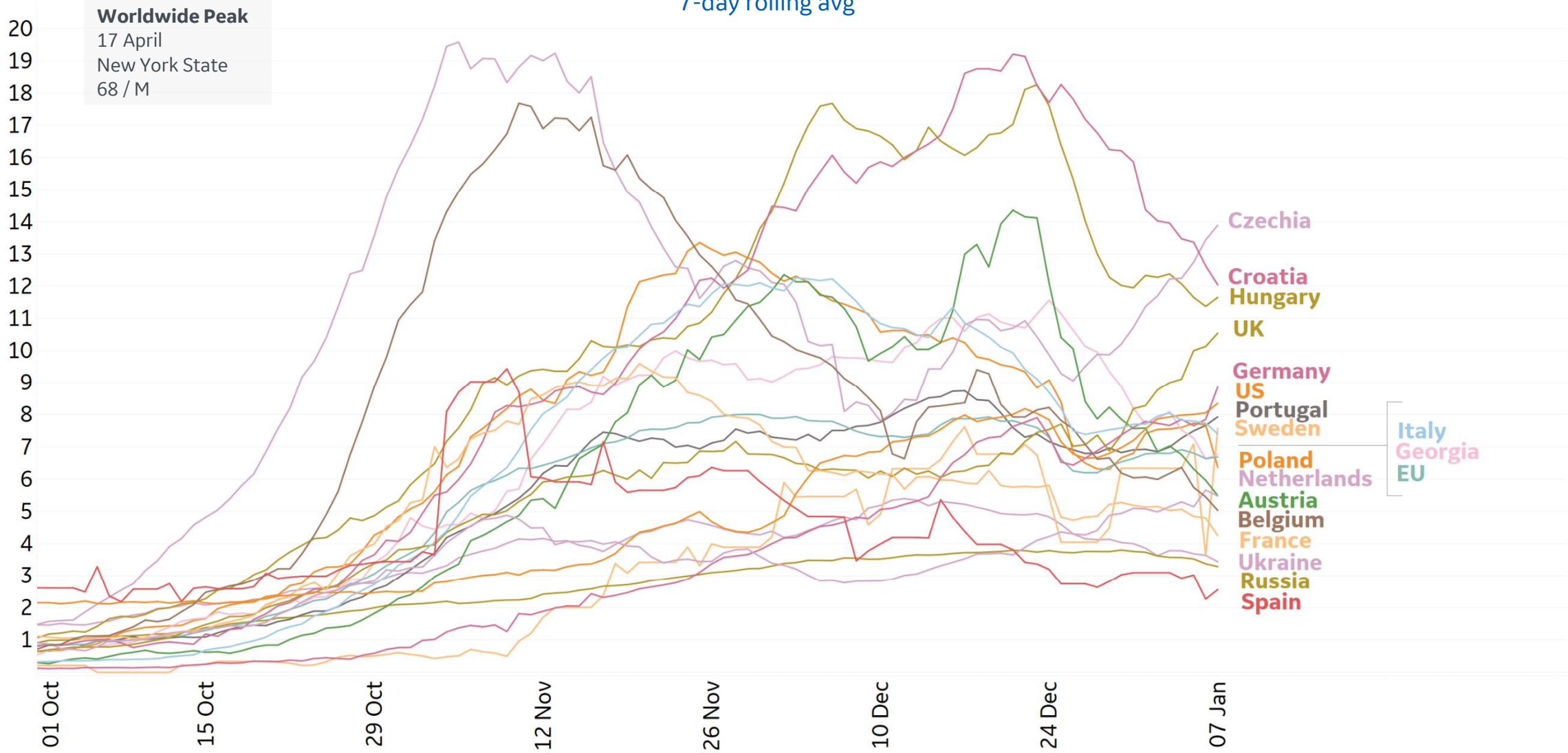






# New Deaths in Select Countries

Daily New Deaths / 1M  
7-day rolling avg

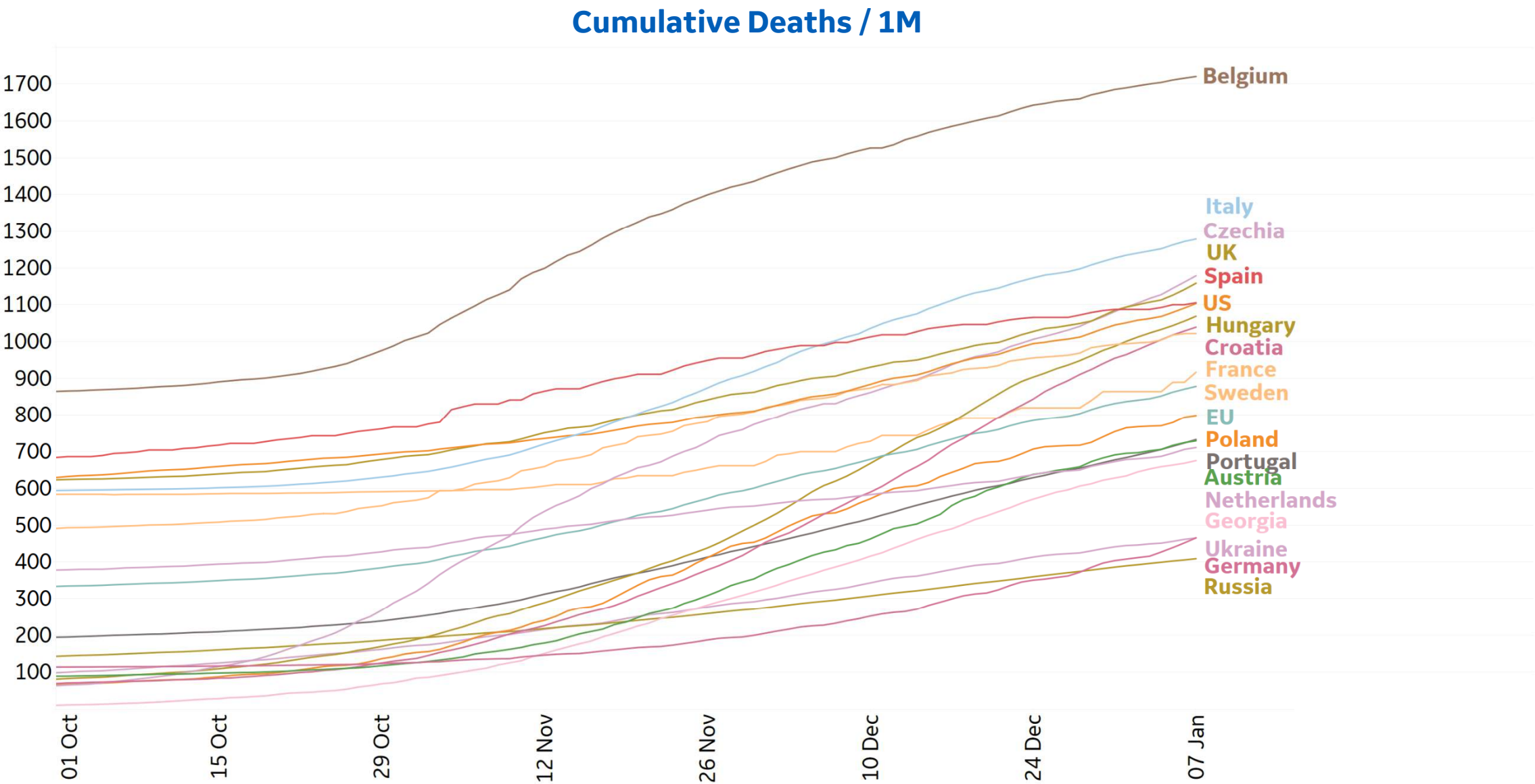






# Cumulative Deaths in Select Countries

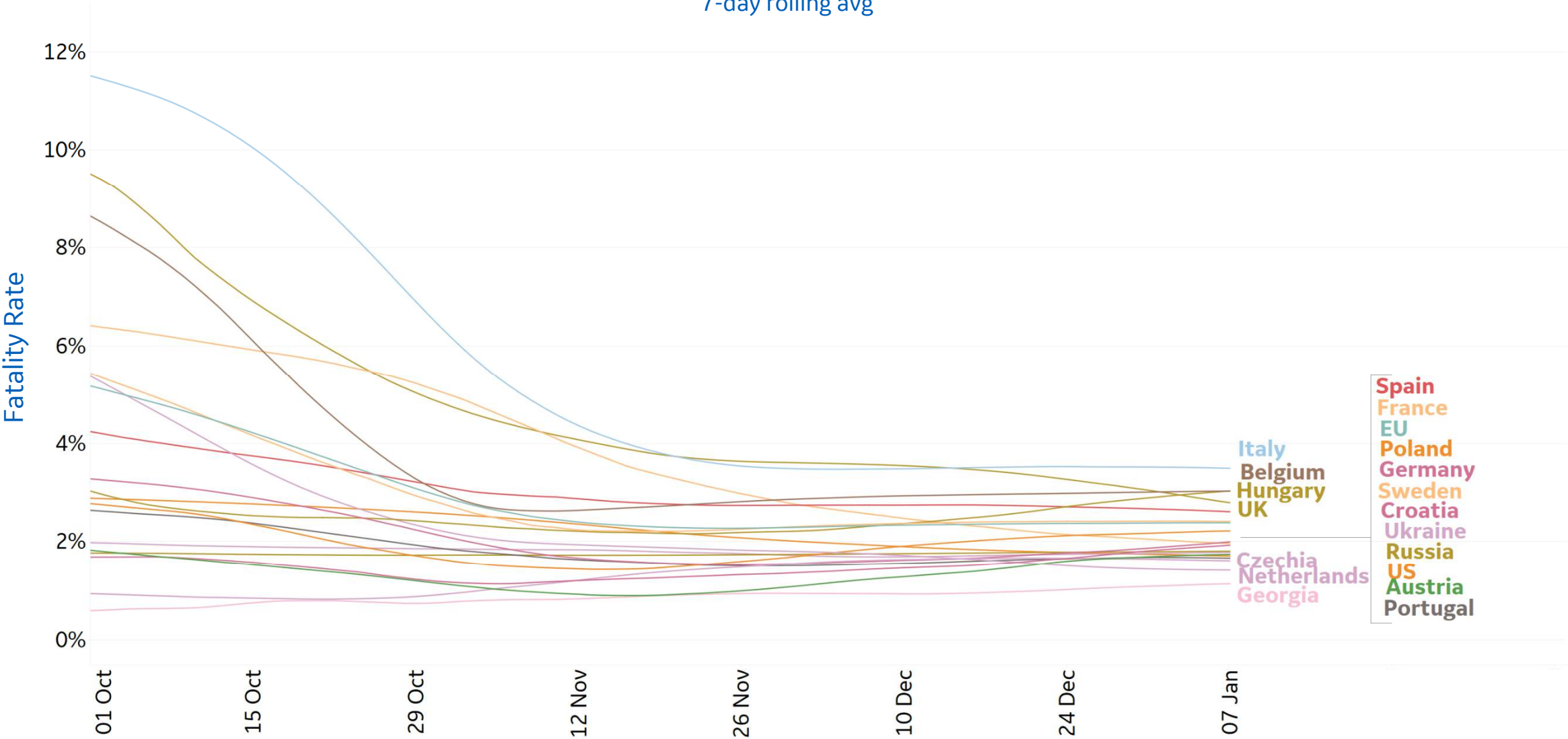
Updated 8 Jan 2021, 3:30 GMT 9





# Fatality Rate in Select Countries

Deaths / Confirmed Cases  
7-day rolling avg

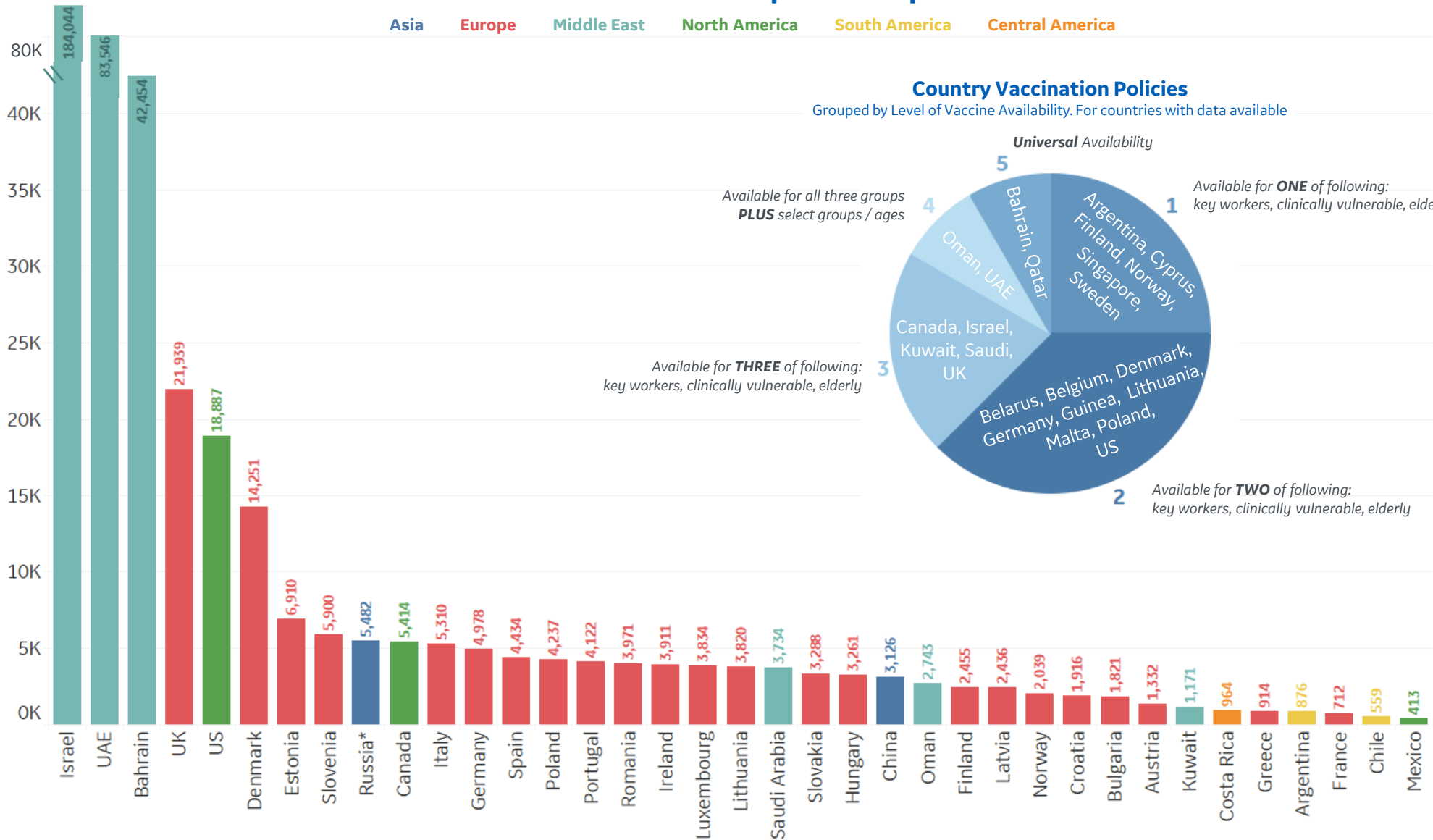




# COVID Vaccinations Administered Worldwide


## Doses Administered per 1M Population

Asia Europe Middle East North America South America Central America



## Country Vaccination Policies

Grouped by Level of Vaccine Availability. For countries with data available



Country	Admin / 1M	Cases / 1M
Israel	184,044	53,544
UAE	83,546	22,119
Bahrain	42,454	55,410
UK	21,939	41,912
US	18,887	64,348
Denmark	14,251	30,327
Estonia	6,910	23,118
Slovenia	5,900	63,361
Russia	5,482	22,439
Canada	5,414	16,731
Italy	5,310	36,419
Germany	4,978	21,976
Spain	4,434	42,403
Poland	4,237	35,532
Portugal	4,122	43,799
Romania	3,971	33,996
Ireland	3,911	24,536
Luxembourg	3,834	75,769
Lithuania	3,820	55,914
Saudi Arabia	3,734	10,438
Slovakia	3,288	35,908
Hungary	3,261	34,343
China	3,126	67
Oman	2,743	25,435
Finland	2,455	6,777
Latvia	2,436	23,948
Norway	2,039	9,770
Croatia	1,916	52,685
Bulgaria	1,821	29,703
Austria	1,332	41,325
Kuwait	1,171	35,695
Costa Rica	964	34,361
Greece	914	13,649
Argentina	876	37,087
France	712	42,331
Chile	559	32,720
Mexico	413	1,478

Sources: Vaccine Policy Phase Source: Oxford Government Response Tracker; Doses Administered Source: Bloomberg Vaccine Tracker. Most country data through 7 Jan. Country Vaccination Policy data thru 4 Jan.





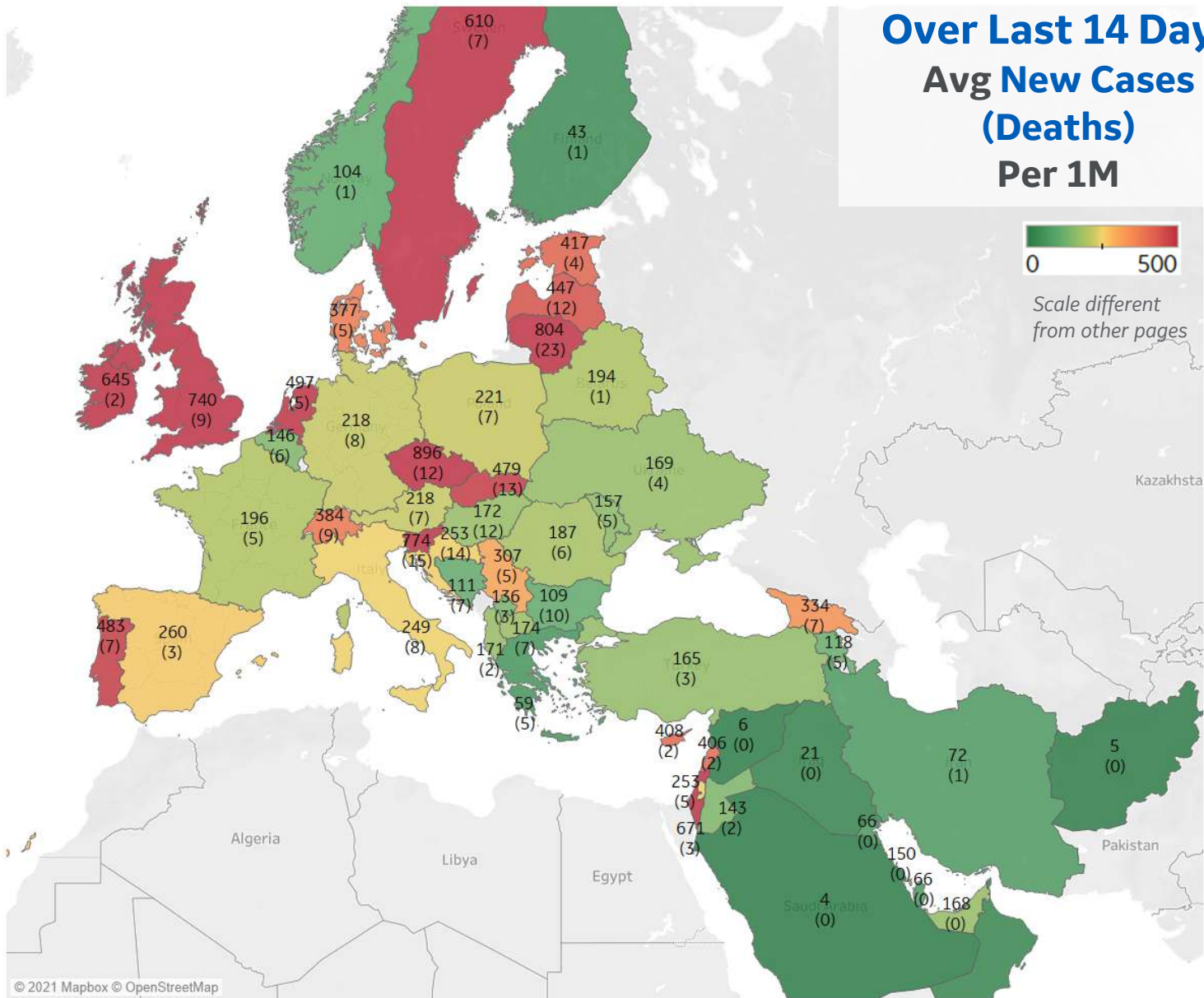
## Per 1M in Region

	Today	Change
Active Cases	13,055	+1%
Confirmed	328 new	+1%
Deaths	5 new	+1%
Recovered	141 new	+1%

## Most Daily New Cases / 1M

Czechia	896
Lithuania	804
Slovenia	774
UK	740
Israel	671
Ireland	645
Sweden	610
Netherlands	497
Portugal	483
Slovakia	479

\* Excludes regions with population < 1M



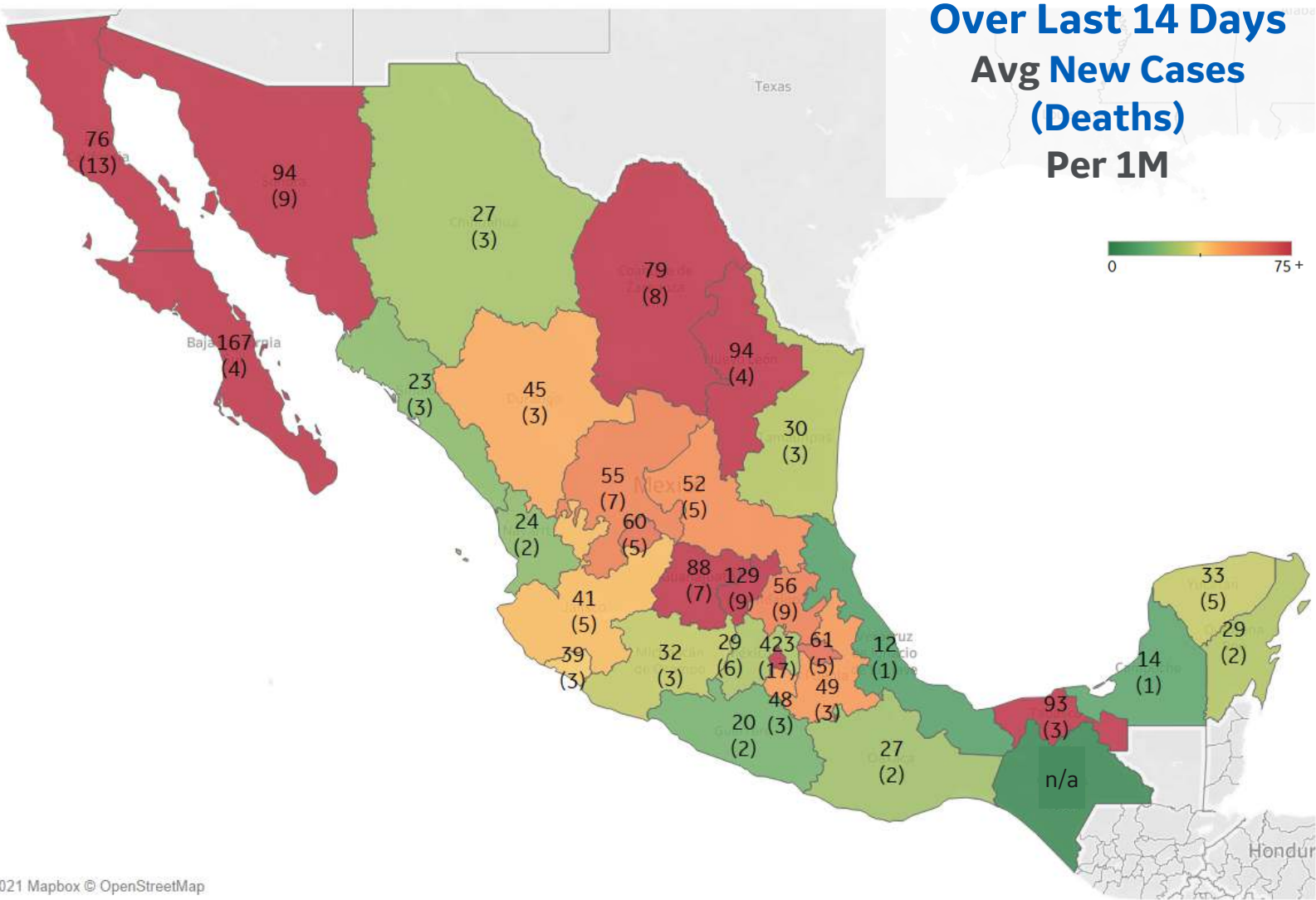


## Per 1M in Region

	Today	Change
Active Cases	1,823	+2%
Confirmed	107 new	+0.9%
Deaths	8 new	+0.8%
Recovered	59 new	+0.7%

## Most Daily New Cases / 1M

Distrito Federal	423
Baja California Sur	167
Querétaro	129
Nuevo León	94
Sonora	94
Tabasco	93
Guanajuato	88
Coahuila	79
Baja California	76
Nacional	73

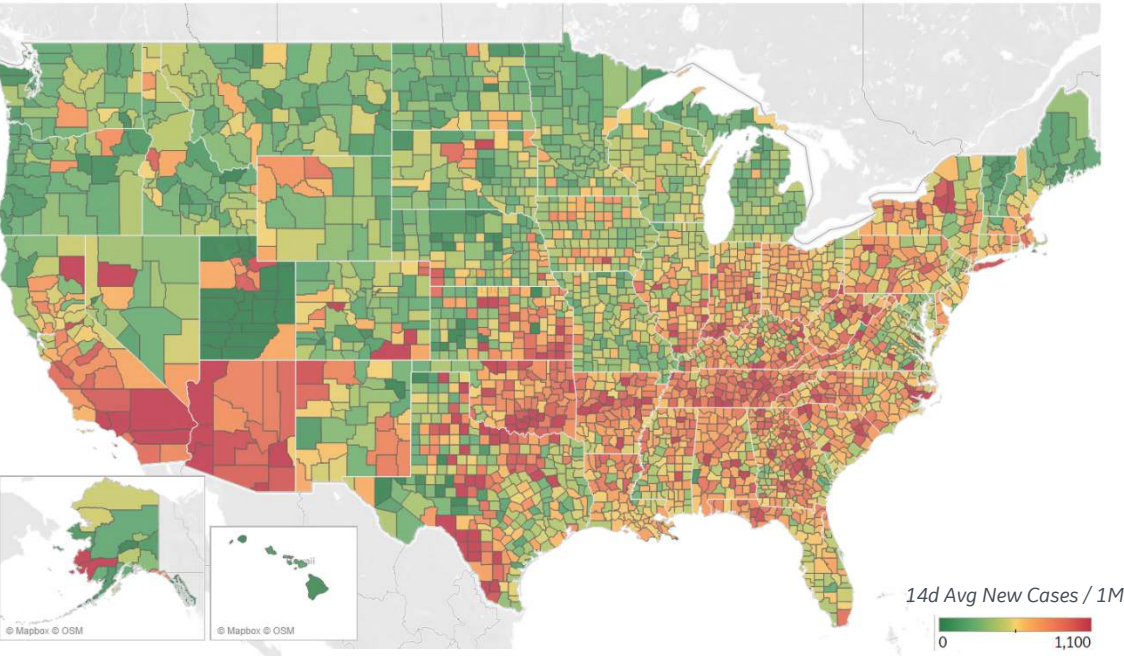






# US Counties: Recent Cases and Deaths

## Average New Cases per 1M Over Last 14 Days

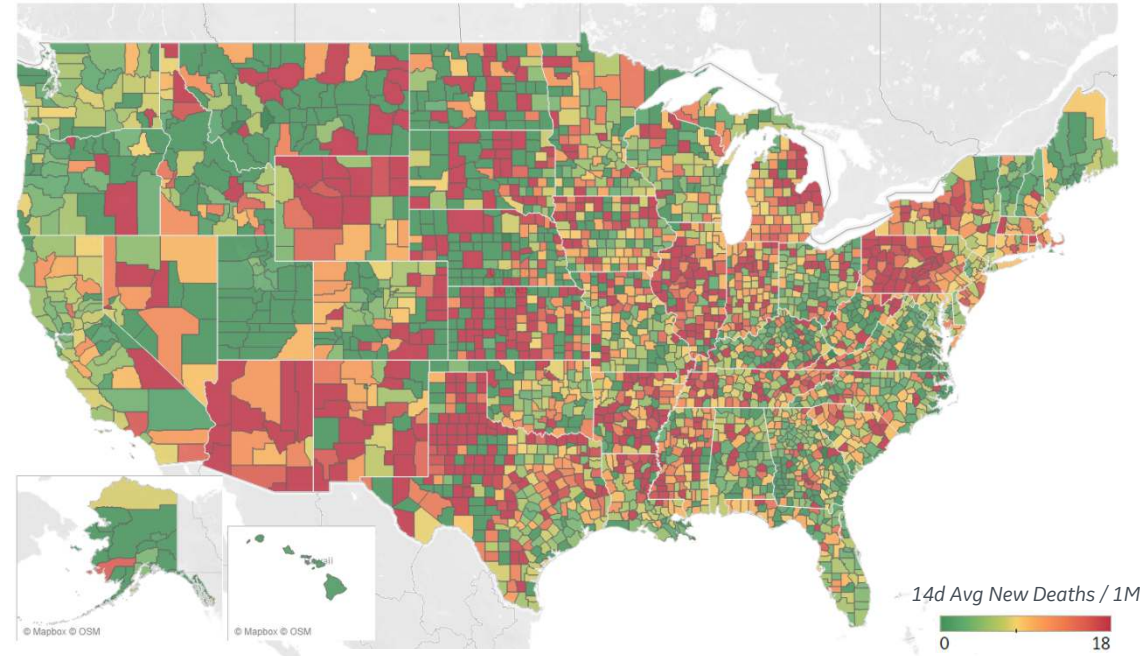


### Top 10 by New Confirmed

Avg New Confirmed Cases / 1M

San Bernardino County, CA	1,386
Los Angeles County, CA	1,381
Riverside County, CA	1,336
Ventura County, CA	1,186
Greenville County, SC	1,146
Suffolk County, NY	1,042
Maricopa County, AZ	1,040
Hamilton County, TN	1,017
Tarrant County, TX	1,010
Kern County, CA	997

## Average New Deaths per 1M Over Last 14 Days



### Top 10 by New Deaths

Avg New Deaths/ 1M

Stark County, OH	19
Lubbock County, TX	19
Westmoreland County, PA	18
Providence County, RI	18
Onondaga County, NY	18
Summit County, OH	17
Erie County, PA	17
York County, PA	17
Douglas County, NE	17
Luzerne County, PA	16

**Note:** Lists includes counties  
≥ 250K population



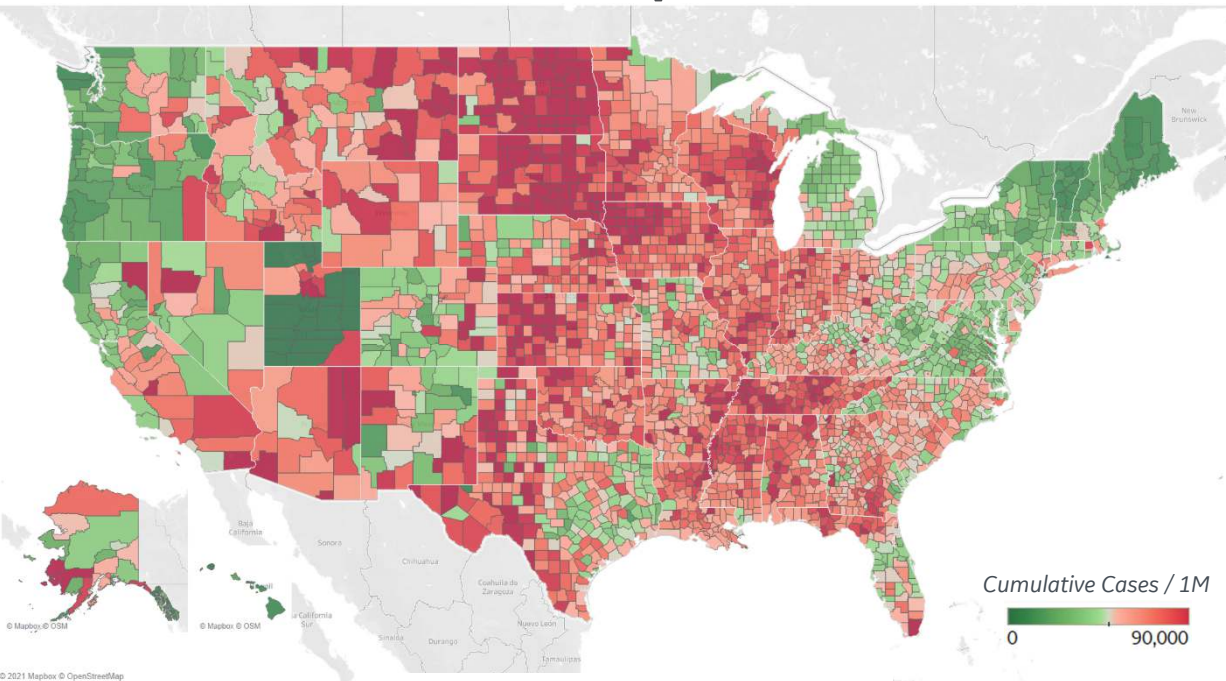


# US Counties: Cumulative Cases and Deaths

Updated 8 Jan 2021, 3:30 GMT

15

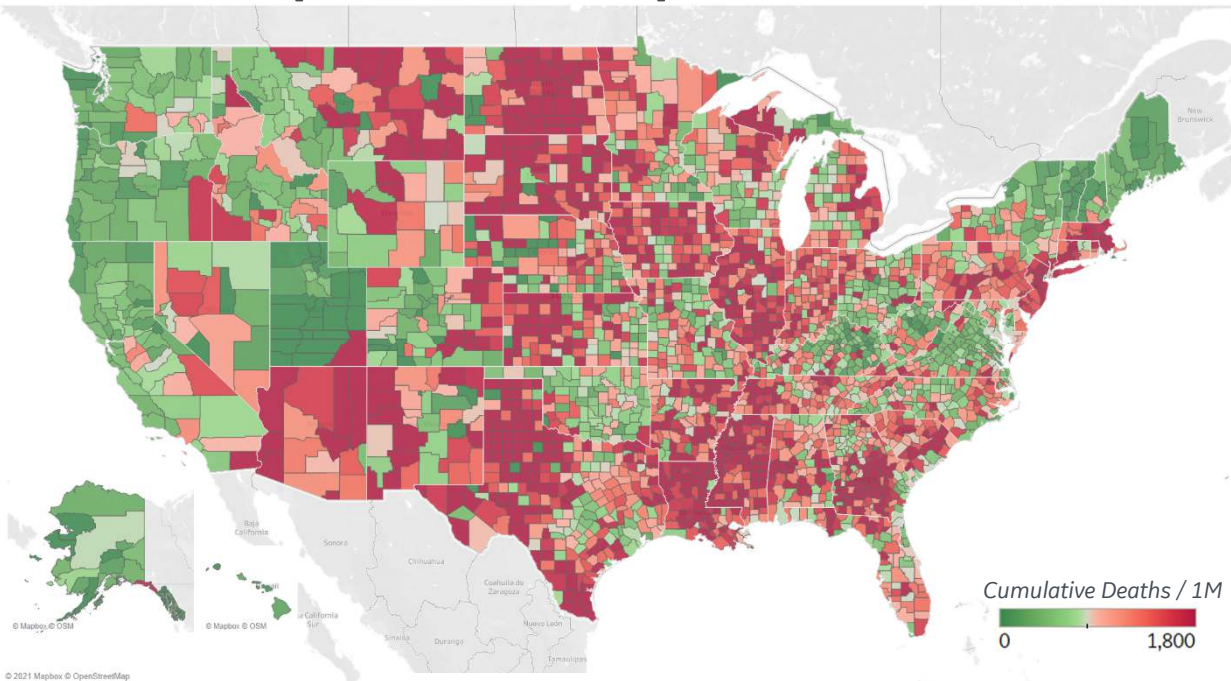
## Confirmed **Cases** per 1M to date



### Top 10 Counties Total Confirmed Cases / 1M

Lubbock County, TX	140,236
El Paso County, TX	121,604
Miami-Dade County, FL	117,086
Utah County, UT	113,705
Brown County, WI	108,777
Milwaukee County, WI	100,450
Webb County, TX	100,075
San Bernardino County, CA	99,259
Providence County, RI	98,361
Salt Lake County, UT	98,322

## Reported **Deaths** per 1M to date



### Top 10 Counties Total Reported Deaths / 1M

New York City*	4,701
Essex County, NJ	3,031
Passaic County, NJ	2,981
Union County, NJ	2,847
Cameron County, TX	2,831
Hudson County, NJ	2,588
Hidalgo County, TX	2,575
Bergen County, NJ	2,533
Rockland County, NY	2,410
Ocean County, NJ	2,362

**Note:** Lists includes counties  
≥ 250K population

\* New York City counties  
aggregated into one reporting area



## Per 1M in Region

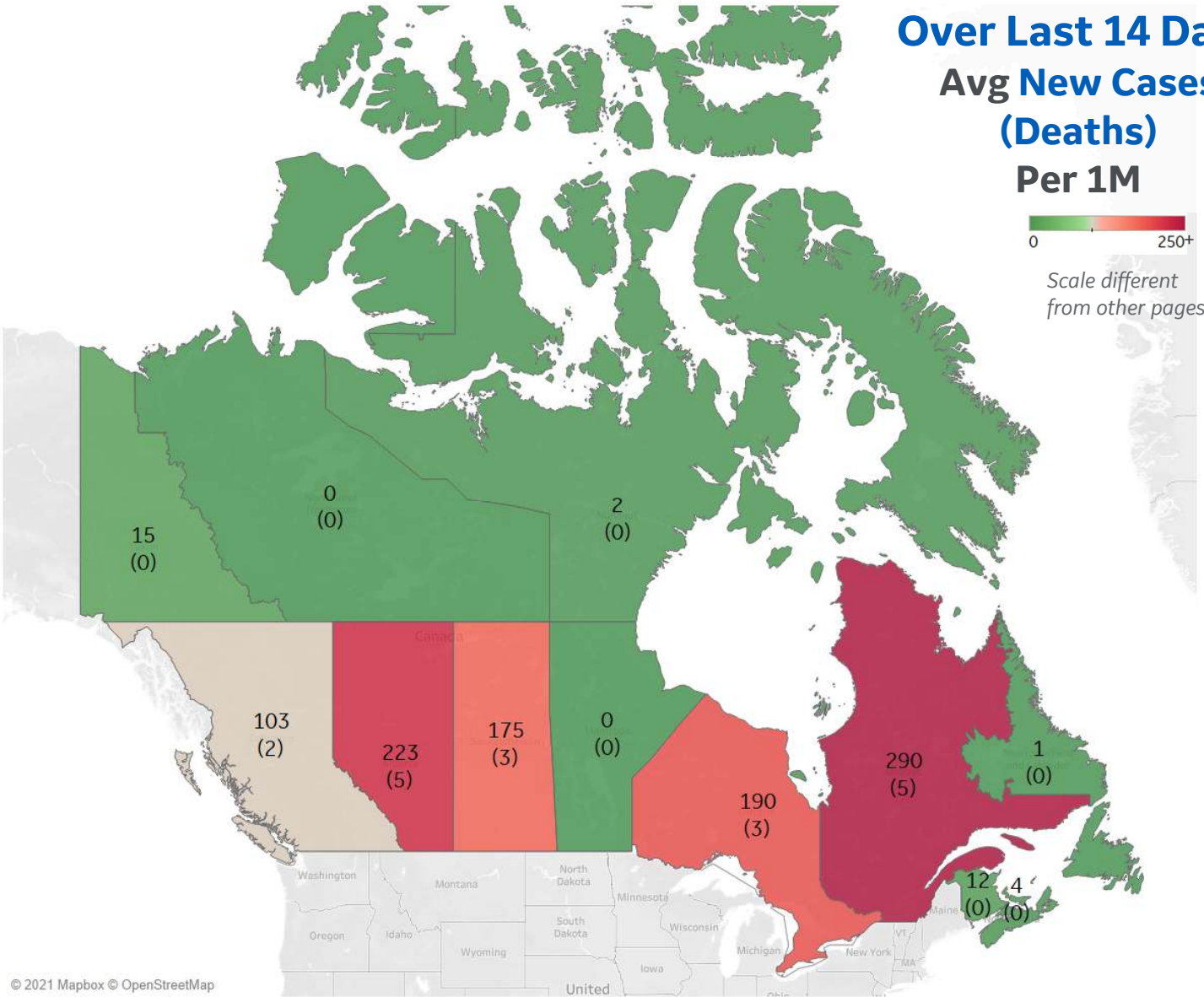
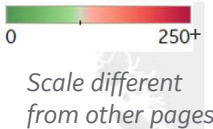
	Today	Change
Active Cases	2,095	+1.3%
Confirmed	218 new	+1.3%
Deaths	5 new	+1.2%
Recovered	186 new	+1.3%

## Most Daily New Cases / 1M

Quebec	290
Alberta	223
Ontario	190
Saskatchewan	175
British Columbia	103

\* Excludes regions with population < 1M

## Over Last 14 Days Avg New Cases (Deaths) Per 1M





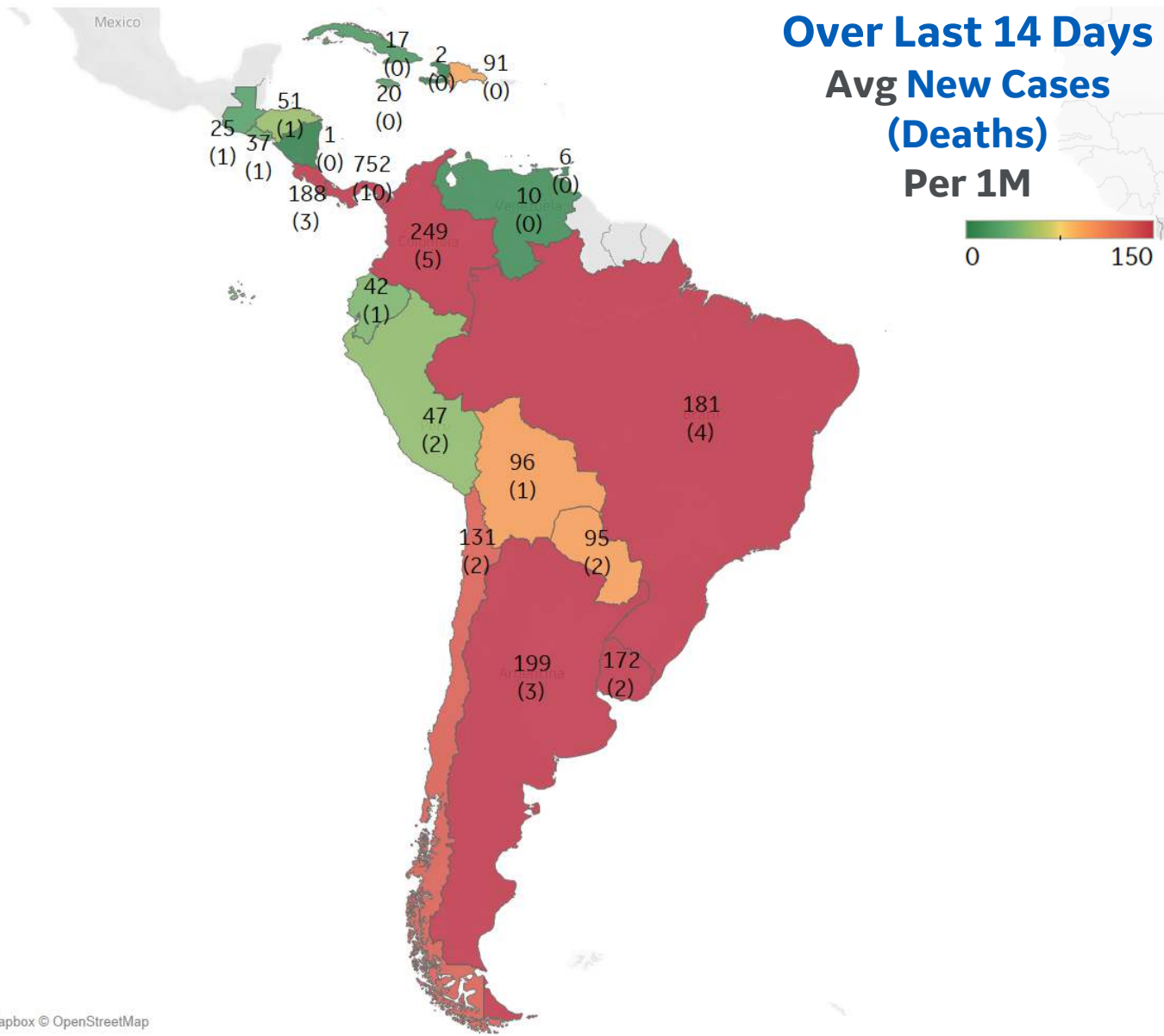
## Per 1M in Region

	Today	Change
Active Cases	2,356	+4%
Confirmed	218 new	+0.8%
Deaths	4 new	+0.5%
Recovered	132 new	+0.5%

## Most Daily New Cases / 1M

Panama	752
Colombia	249
Argentina	199
Costa Rica	188
Brazil	181
Uruguay	172
Chile	131
Bolivia	96
Paraguay	95
Dom. Rep.	91

\* Excludes regions with population < 1M







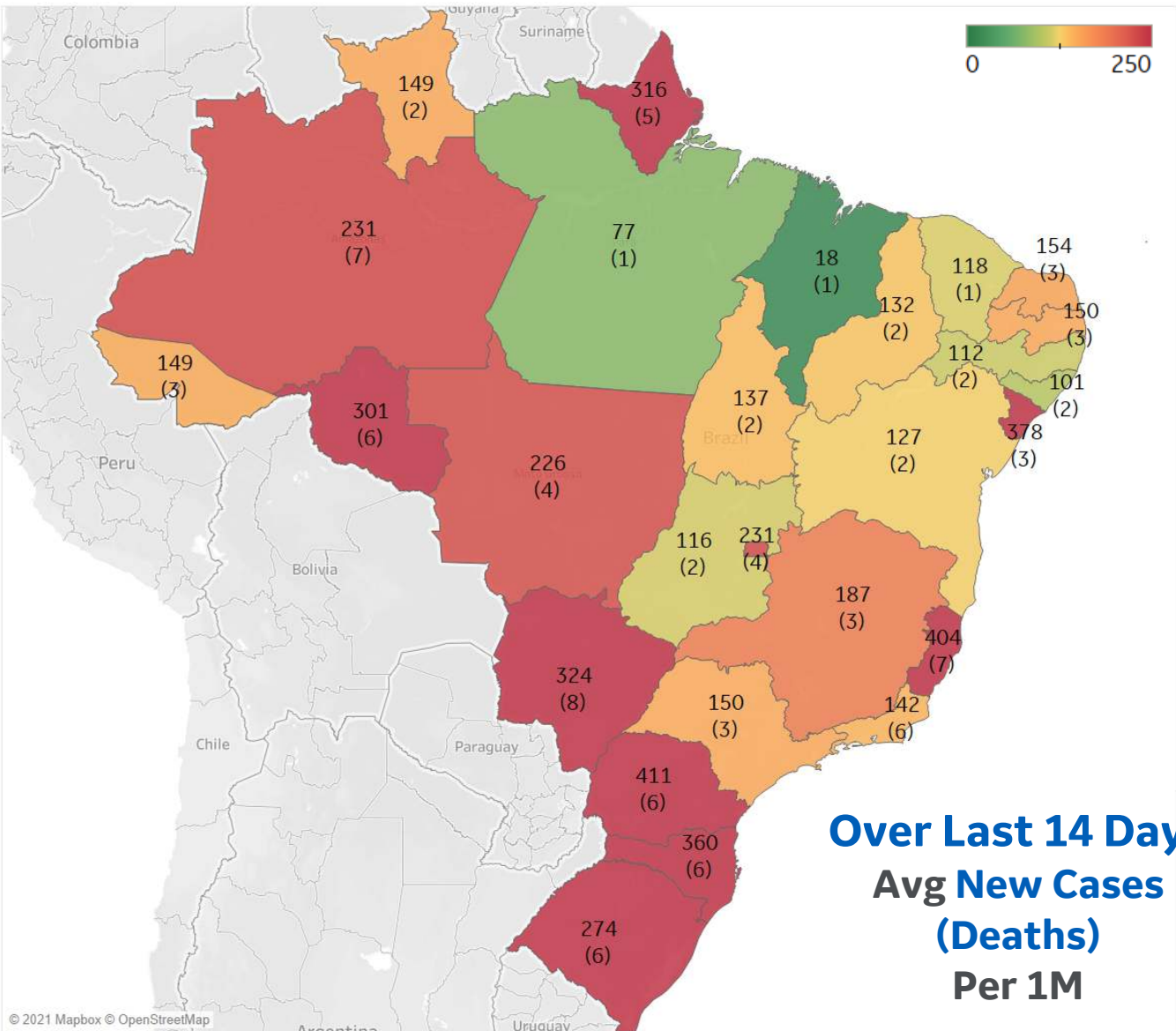
## Per 1M in Region

	Today	Change
Active Cases	3,197	+6%
Confirmed	413 new	+1.1%
Deaths	7 new	+0.8%
Recovered	226 new	+0.7%

## Most Daily New Cases / 1M

Paraná	411
Espírito Santo	404
Sergipe	378
Santa Catarina	360
MatoGrosso do ..	324
Rondônia	301
Rio Grande do ..	274
Amazonas	231
Distrito Federal	231
MatoGrosso	226

\* Excludes regions with population < 1M





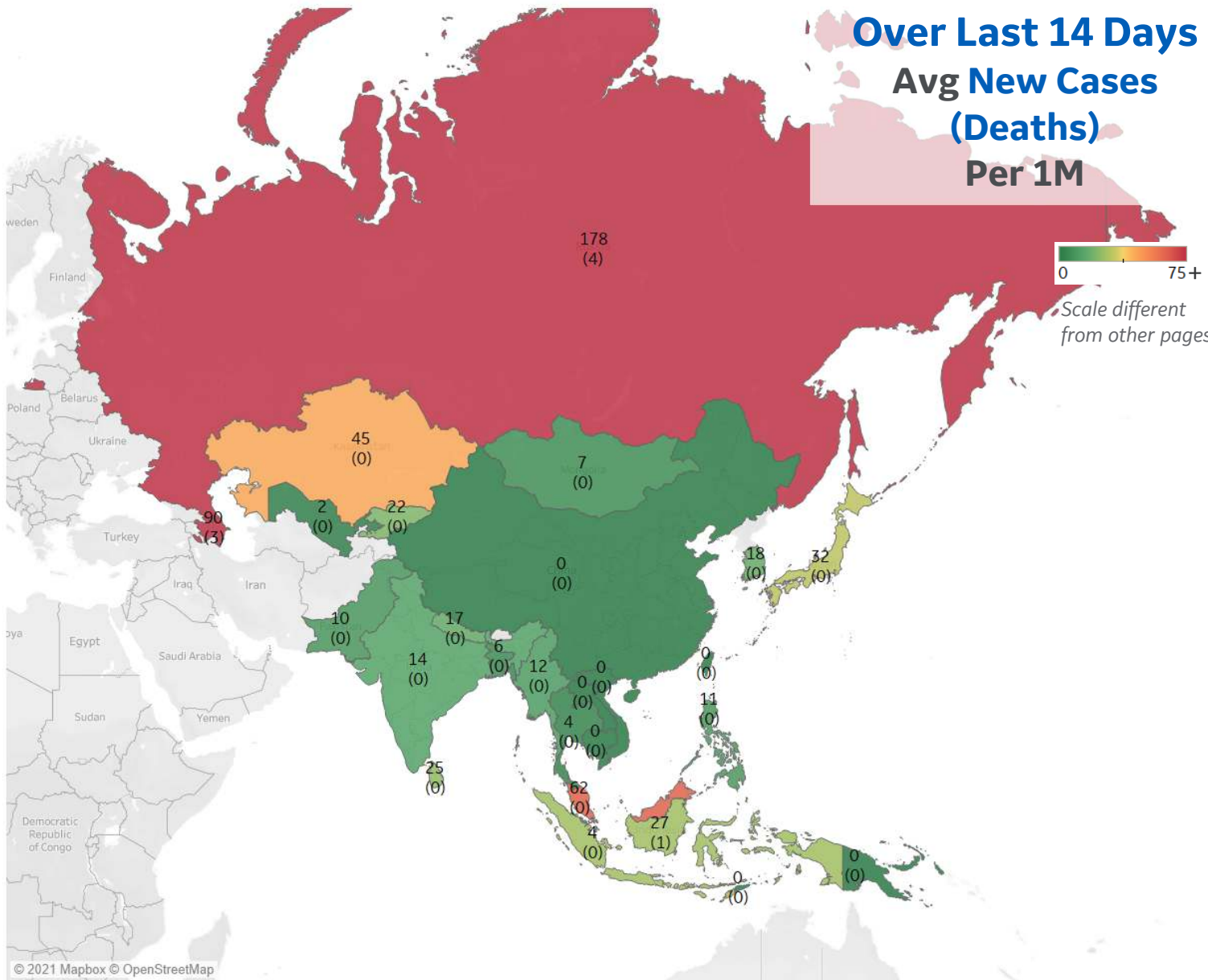
## Per 1M in Region

	Today	Change
Active Cases	270	+0%
Confirmed	16 new	+0.4%
Deaths	0.3 new	+0.4%
Recovered	16 new	+0.4%

## Most Daily New Cases / 1M

Russia	178
Azerbaijan	90
Malaysia	62
Kazakhstan	45
Japan	32
Indonesia	27
Sri Lanka	25
Kyrgyzstan	22
South Korea	18
Nepal	17

\* Excludes regions with population < 1M



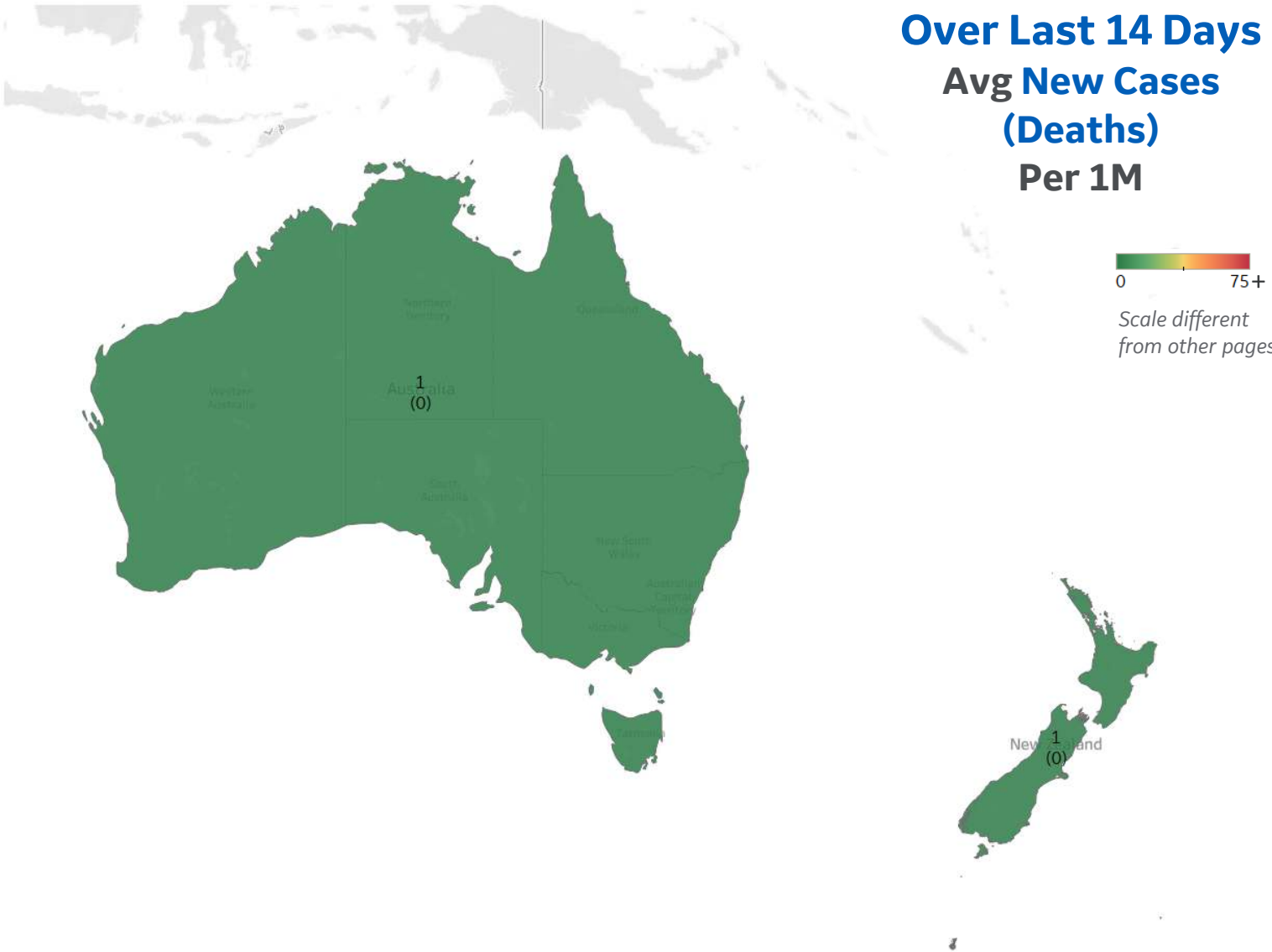


## Per 1M in Region

	Today	Change
Active Cases	61	+0.9%
Confirmed	1 new	+0.1%
Deaths	0 new	+0%
Recovered	1 new	+0%

## Most Daily New Cases / 1M

Australia	1
New Zealand	1







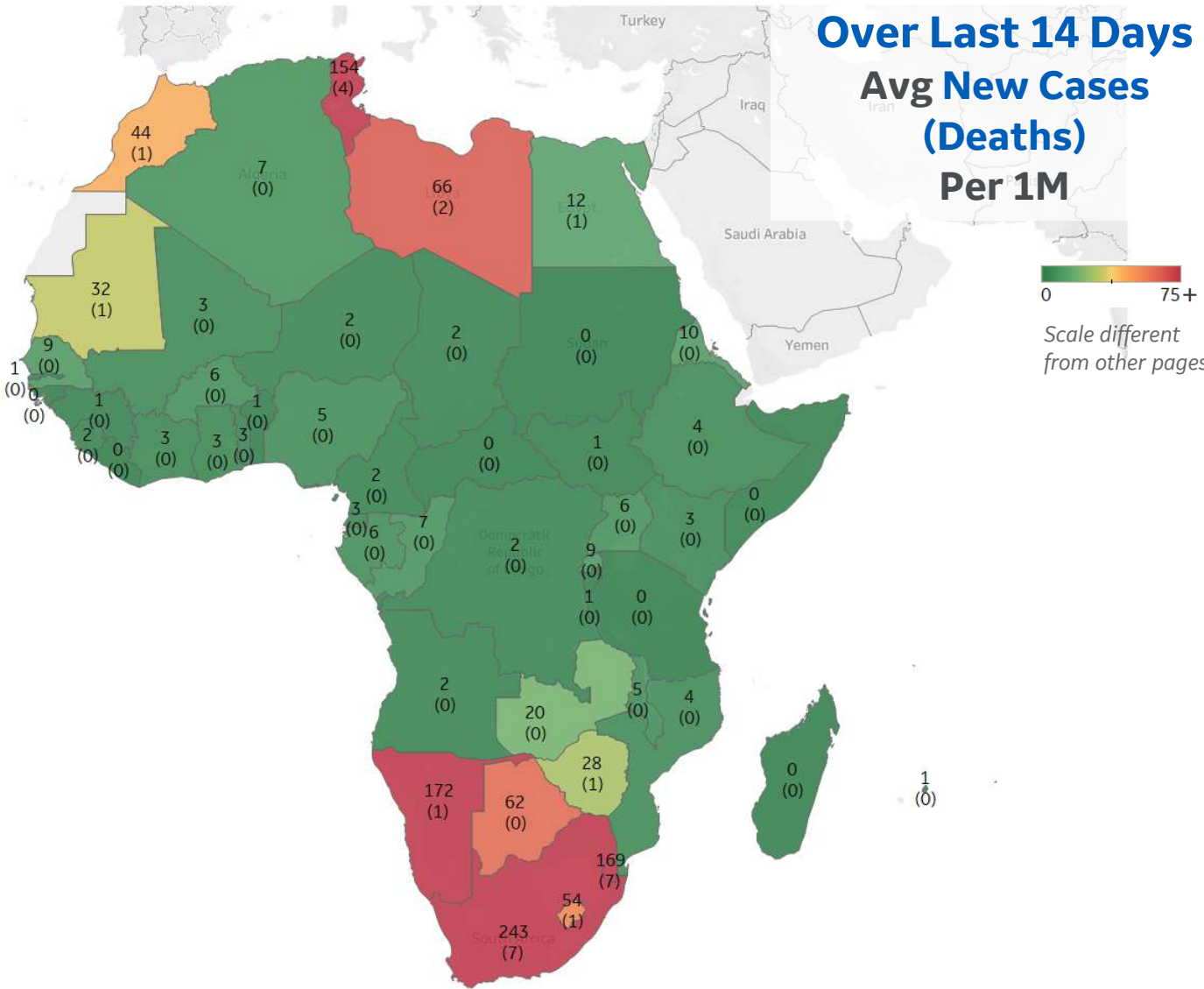
## Per 1M in Region

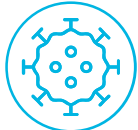
	Today	Change
Active Cases	348	+3%
Confirmed	27 new	+1.2%
Deaths	1.0 new	+1%
Recovered	16 new	+0.9%

## Most Daily New Cases / 1M

South Africa	243
Namibia	172
Eswatini	169
Tunisia	154
Libya	66
Botswana	62
Lesotho	54
Morocco	44
Mauritania	32
Zimbabwe	28

\* Excludes regions with population < 1M





# Sources



\*\* Per 1M = Per 1 Million Population unless otherwise noted

**Johns Hopkins Coronavirus Resource Center:**

<https://coronavirus.jhu.edu/map.html>

**Worldometer Coronavirus Reporting:**

<https://www.worldometers.info/coronavirus/>

**Public Health England:**

<https://www.gov.uk/government/publications/covid-19-track-coronavirus-cases>

**US Department of Homeland Security, Homeland Infrastructure Foundation-Level Data:**

<https://hifld-geoplatform.opendata.arcgis.com/datasets/hospitals>

**City of New York, NYC Health:**

<https://www1.nyc.gov/site/doh/covid/covid-19-data.page>

**Chicago Coronavirus Latest Data:**

<https://www.chicago.gov/city/en/sites/covid-19/home/latest-data.html>

**National Health Commission of the PRC:**

<http://www.nhc.gov.cn/xcs/yqtb/202003/bf66696029ba420098164607240074f8.shtml>

**Korean Centers for Disease Control and Prevention:**

[http://www.cdc.go.kr/cdc\\_eng/](http://www.cdc.go.kr/cdc_eng/)

**CDC, Severe Outcomes Among Patients with Coronavirus Disease 2019 (COVID-19):**

<https://www.cdc.gov/mmwr/volumes/69/wr/mm6912e2.htm>

**Italian Department of Civil Protection, COVID Monitoring:**

<http://opendatadpc.maps.arcgis.com/apps/opsdashboard/index.html#/b0c68bce2cce478eaac82fe38d4138b1>

**The COVID Tracking Project:**

<https://covidtracking.com/data/>

**UK Office for National Statistics:**

<https://www.ons.gov.uk/peoplepopulationandcommunity/birthsdeathsandmarriages/deaths/bulletins/deathsregisteredweeklyinenglandandwalesprovisional/weekending24april2020>

**COVID-19 Information for Switzerland:**

<https://www.corona-data.ch/>

**The COVID Tracking Project:**

<https://covidtracking.com/data/api>

**European Centre for Disease Prevention and Control:**

<https://www.ecdc.europa.eu/en/publications-data/download-data-hospital-and-icu-admission-rates-and-current-occupancy-covid-19>

Worldwide Survival Rate, last 30d calculation =

$$\frac{[(Total\ Confirmed - Total\ Confirmed\ 30d\ ago) - (Total\ Deaths - Total\ Deaths\ 30d\ ago)]}{(Total\ Confirmed - Total\ Confirmed\ 30d\ ago)}$$

**Provincial Health Services Authority of Canada. BC Center for Disease Control:**

<http://www.bccdc.ca/about/news-stories/stories/2020/information-on-novel-coronavirus>

**Secretary of Health, Mexico:**

<https://www.gob.mx/salud/en>

**OECD Economic Outlooks, Statistics:**

[https://www.oecd-ilibrary.org/economics/data/oecd-economic-outlook-statistics-and-projections\\_eo-data-en](https://www.oecd-ilibrary.org/economics/data/oecd-economic-outlook-statistics-and-projections_eo-data-en)

**Public Health Authority of Sweden:**

<https://www.folkhalsomyndigheten.se/smittskydd-beredskap/utbrott/aktuella-utbrott/covid-19/bekraftade-fall-i-sverige>

**CDC:**

<https://www.cdc.gov/covid-data-tracker/index.html#demographics>

**CDC Provisional COVID19 Deaths Counts**

<https://data.cdc.gov/NCHS/Provisional-COVID-19-Death-Counts-by-Sex-Age-and-S/9bhg-hcku>

**Canada Regional Data:**

<https://health-infobase.canada.ca/covid-19/epidemiological-summary-covid-19-cases.html#fn1>

**Canada Regional Populations (Q4 2019):**

<https://www150.statcan.gc.ca/t1/tbl1/en/tv.action?pid=1710000901>

**CDC COVID Data Tracker:**

<https://covid.cdc.gov/covid-data-tracker/#vaccinations>

**Oxford Government Response Tracker:**

<https://www.bsg.ox.ac.uk/research/research-projects/coronavirus-government-response-tracker>

**Bloomberg COVID Vaccine Tracker:**

<https://www.bloomberg.com/graphics/covid-vaccine-tracker-global-distribution/>