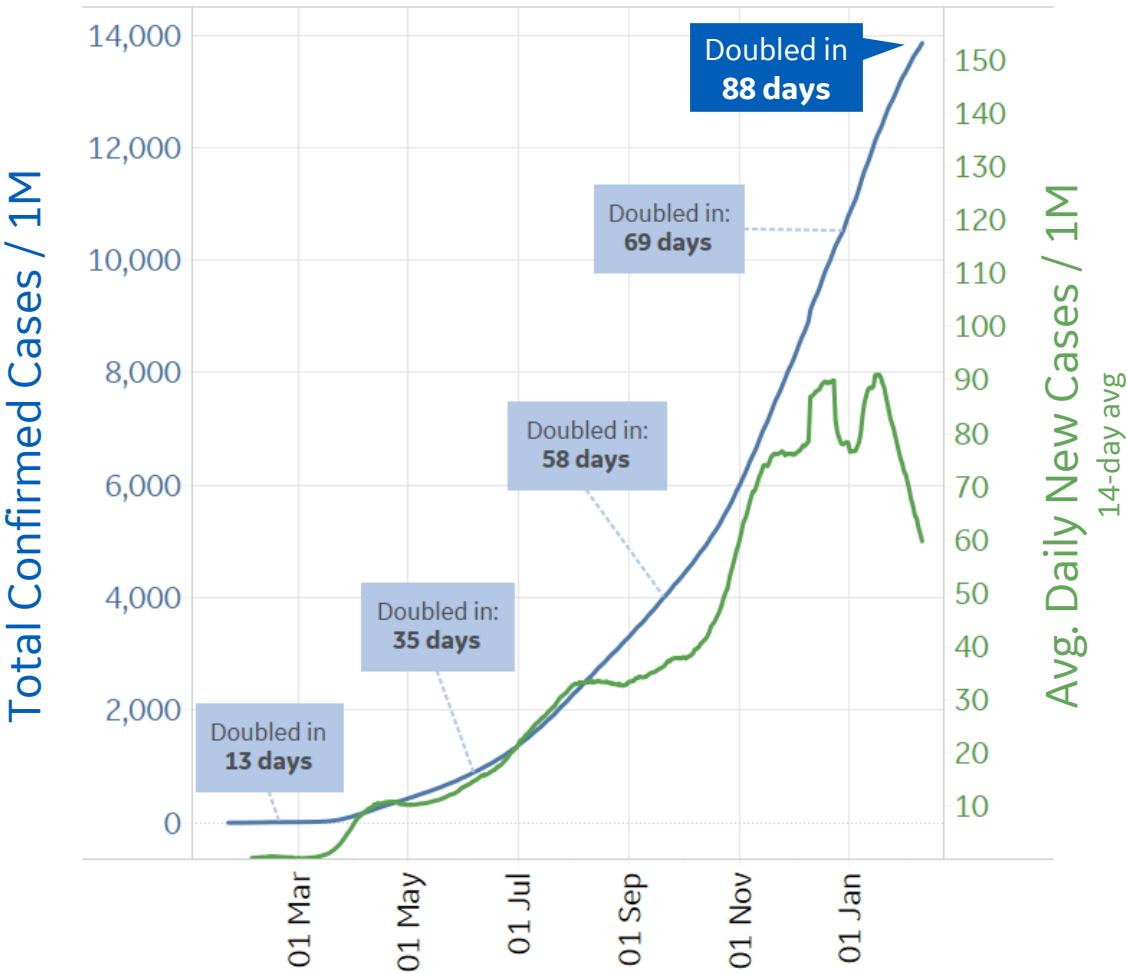




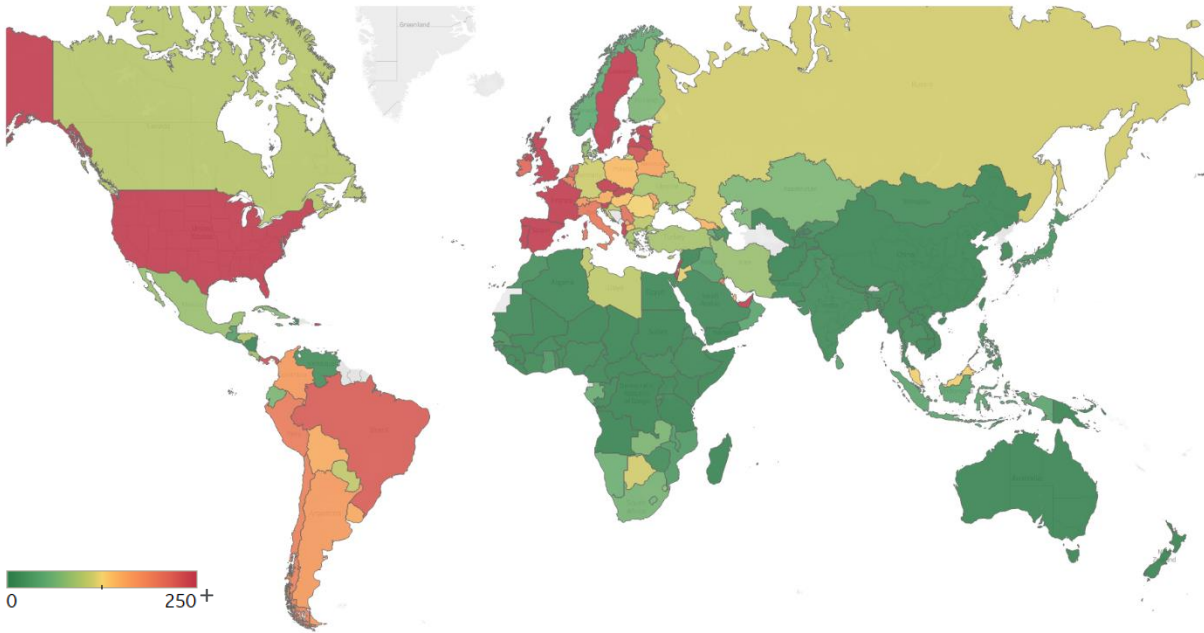
Global Confirmed & Active Cases

Trend since 22 Jan 2020



Avg. Daily New Cases / 1M

Over the last 14 days



Per 1M:	New Today	Change from 30 days ago
Active	20	+16%
Confirmed	56	+18%
Deaths	2	+21%
Recovered	35	+19%
	To Date	Last 30 Days
Worldwide Survival Rate	97.8%	97.5%

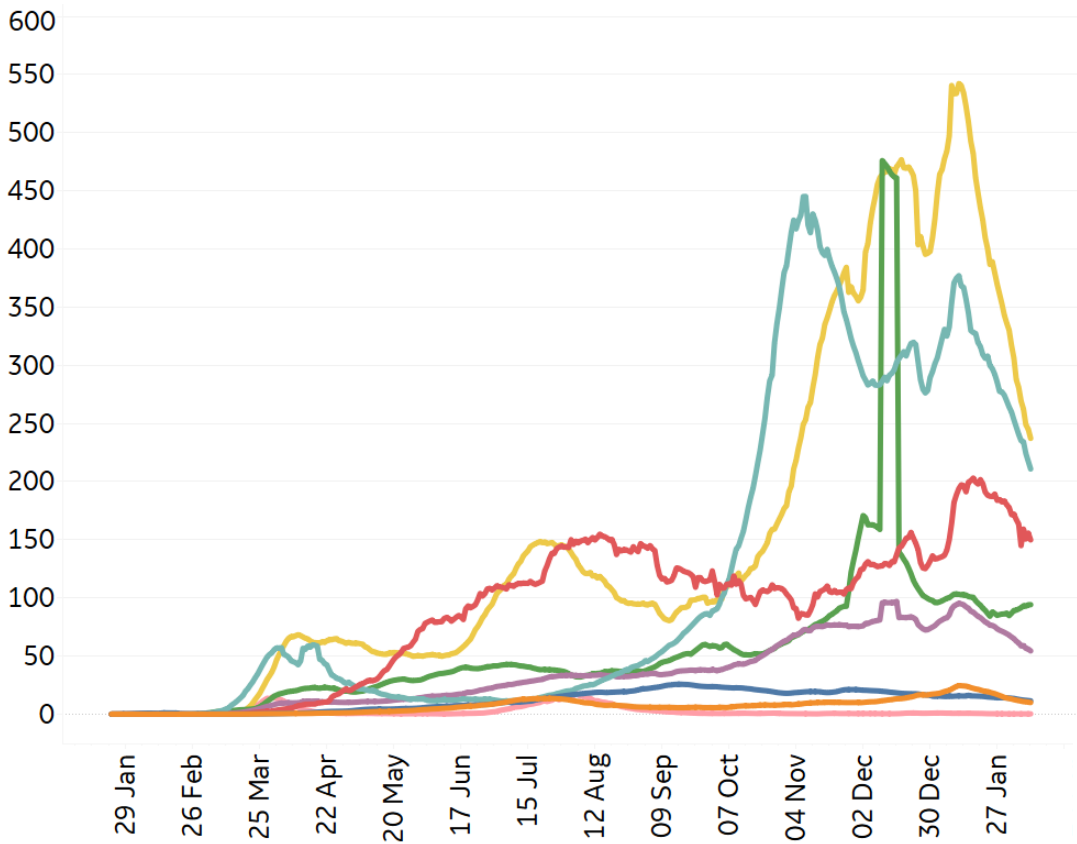


New Confirmed Cases & New Deaths

Key **World** **North America** **Europe** **Middle East** **Cent & South America** **Asia** **Africa** **Oceania**

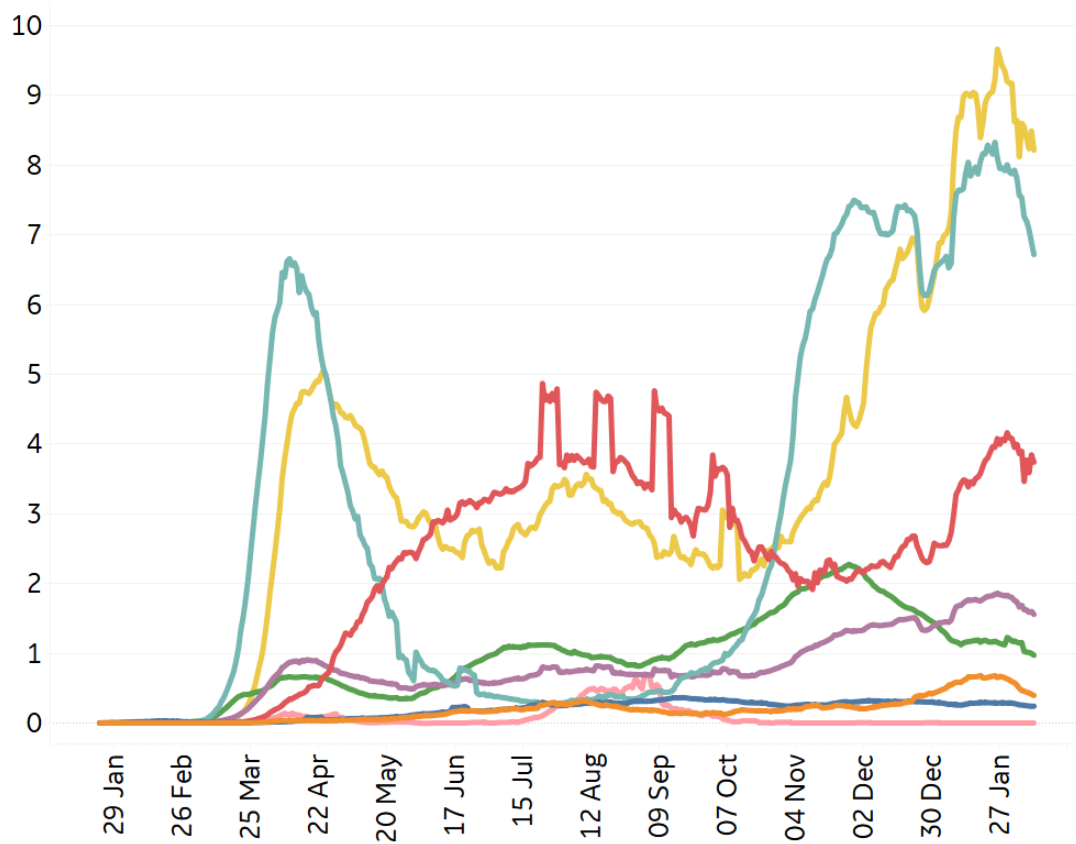
New Confirmed Cases / 1M

7-day rolling average



New Deaths / 1M

7-day rolling average



*Large jump in Middle East confirmed cases due to batched reporting of 823,225 new cases in **Turkey** on 10 Dec



Top 50 Countries: Per 1M

Updated 11 Feb 2021, 3:30 GMT

3

1 - 25

	Average over last 7 days		Total Since 22 Jan			Change from 14d Ago [*] in 14 day avg of daily new	
	New Confirmed	New Deaths	Total Confirmed	Total Recovered	Total Deaths	Confirmed	Deaths
Belgium	179	4	63,069	N/A**	1,856	6%	-15%
Slovenia	391	7	84,560	76,062	1,764	-21%	-32%
UK	240	12	58,876	N/A**	1,695	-46%	-24%
Czechia	690	13	98,554	87,871	1,647	-1%	-13%
Italy	200	6	44,131	35,821	1,527	-8%	-17%
Bos. and Herz.	81	5	38,008	30,675	1,479	-9%	-14%
Portugal	476	20	75,994	62,457	1,443	-35%	11%
US	315	8	82,438	N/A**	1,425	-32%	-8%
North Macedo..	153	5	45,952	41,684	1,420	5%	-16%
Hungary	143	9	39,337	29,504	1,382	12%	-8%
Bulgaria	117	6	32,665	28,094	1,371	51%	-2%
Spain	428	10	64,669	3,216	1,363	-28%	45%
Peru	167	5	36,297	33,710	1,293	34%	47%
Panama	198	6	76,335	69,670	1,286	-48%	-36%
Croatia	94	5	57,568	55,660	1,276	-28%	-26%
France	295	6	52,776	3,728	1,235	1%	10%
Sweden	273	5	59,434	N/A**	1,220	-18%	-43%
EU	224	7	46,511	23,458	1,132	-18%	-4%
Switzerland	158	3	62,177	36,697	1,122	-25%	-39%
Colombia	134	5	42,713	40,396	1,115	-47%	-22%
Brazil	215	5	45,442	40,536	1,105	-11%	3%
Argentina	153	4	44,275	39,785	1,099	-24%	-9%
Lithuania	199	6	69,056	52,277	1,098	-37%	-33%
Armenia	52	2	56,862	54,132	1,056	-37%	-30%
Poland	138	7	41,315	34,868	1,050	-12%	-8%

26 - 50

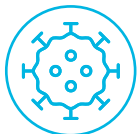
	Average over last 7 days		Total Since 22 Jan			Change from 14d Ago [*] in 14 day avg of daily new	
	New Confirmed	New Deaths	Total Confirmed	Total Recovered	Total Deaths	Confirmed	Deaths
Slovakia	371	16	49,268	46,087	1,008	5%	-5%
Chile	179	4	39,787	37,709	999	-12%	27%
Romania	126	4	39,115	36,311	995	-9%	7%
Austria	147	3	47,473	45,070	901	-18%	-21%
Moldova	174	4	41,288	38,413	890	34%	-5%
Netherlands	200	4	59,938	N/A**	858	-29%	-18%
Kosovo	155	2	34,189	29,623	830	-7%	-42%
Georgia	133	3	66,079	64,020	830	-35%	-23%
Ireland	188	8	41,707	4,732	768	-54%	2%
Latvia	394	11	39,158	32,812	740	-1%	12%
Israel	674	5	81,997	73,474	607	-13%	-17%
Lebanon	395	10	48,059	31,877	557	-34%	54%
Costa Rica	79	1	38,935	31,328	530	-37%	-42%
Albania	384	5	30,812	18,631	522	53%	98%
Serbia	214	2	47,376	N/A**	477	9%	-20%
Jordan	136	1	33,340	31,677	432	41%	-13%
West Bank an..	135	2	36,054	33,762	418	7%	-33%
Denmark	77	2	35,146	33,715	389	-44%	-47%
Estonia	425	5	37,394	29,691	360	10%	-19%
Turkey	94	1	30,316	28,994	321	14%	-25%
Bahrain	404	1	64,413	60,371	230	83%	33%
Kuwait	220	1	40,740	38,230	229	59%	109%
UAE	325	1	33,987	31,956	97	-5%	65%
Qatar	147	0	53,957	51,180	88	60%	150%
Total World	54	2	13,856	7,749	304	-24%	-9%

^{*}Change from 14d ago:
Compares 14d-avgs. of Daily New Cases/Deaths
today with 14d-avgs. from 14d ago

In the past week, cases in **Spain** increased 6% and deaths increased 6.5%

Top 50 countries selected by Cases / 1M
Sorted by Total Deaths / 1M
Excluded countries with population < 1M

N/A** due to inconsistent reporting of Recovered Cases



Top 50 Countries: Raw Volume

Updated 11 Feb 2021, 3:30 GMT

4

1 - 25

	Average over last 7 days		Total Since 22 Jan			Change from 14d Ago in 14 day avg of daily new	
	New Confirmed	New Deaths	Total Confirmed	Total Recovered	Total Deaths	Confirmed	Deaths
EU	99,782	3,054	20,709,189	10,444,701	504,216	-18%	-4%
US	104,305	2,779	27,287,159	N/A**	471,567	-32%	-8%
Brazil	45,678	1,041	9,659,167	8,616,282	234,850	-11%	3%
Mexico	10,235	1,217	1,957,889	1,519,572	169,760	-36%	-4%
India	11,587	94	10,871,294	10,573,372	155,360	-10%	-29%
UK	16,266	789	3,996,833	N/A**	115,068	-46%	-24%
Italy	12,068	360	2,668,266	2,165,817	92,338	-8%	-17%
France	19,262	407	3,444,888	243,320	80,591	1%	10%
Russia	15,694	482	3,968,228	3,477,760	76,873	-21%	-8%
Spain	20,019	476	3,023,601	150,376	63,704	-28%	45%
Germany	8,399	557	2,311,297	2,096,775	63,672	-29%	-12%
Iran	7,242	71	1,488,981	1,272,287	58,686	11%	-13%
Colombia	6,818	265	2,173,347	2,055,468	56,733	-47%	-22%
Argentina	6,899	162	2,001,034	1,798,120	49,674	-24%	-9%
South Africa	2,771	257	1,482,412	1,374,368	47,145	-66%	-38%
Peru	5,492	155	1,196,778	1,111,496	42,626	34%	47%
Poland	5,233	261	1,563,645	1,319,635	39,721	-12%	-8%
Indonesia	10,269	200	1,183,555	982,972	32,167	-4%	-15%
Turkey	7,965	106	2,556,837	2,445,285	27,093	14%	-25%
Ukraine	3,934	131	1,297,537	1,131,077	25,195	-26%	-14%
Belgium	2,079	42	730,951	N/A**	21,512	6%	-15%
Canada	3,478	92	818,755	760,476	21,007	-34%	-22%
Romania	2,428	76	752,482	698,534	19,135	-9%	7%
Chile	3,419	76	760,576	720,852	19,105	-12%	27%
Czechia	7,394	137	1,055,415	941,014	17,642	-1%	-13%

26 - 50

	Average over last 7 days		Total Since 22 Jan			Change from 14d Ago in 14 day avg of daily new	
	New Confirmed	New Deaths	Total Confirmed	Total Recovered	Total Deaths	Confirmed	Deaths
Ecuador	1,098	24	260,076	220,398	15,116	-14%	-13%
Portugal	4,849	209	774,889	N/A**	14,718	-35%	11%
Netherlands	3,430	61	1,027,023	13,477	14,710	-29%	-18%
Hungary	1,382	87	380,013	285,022	13,347	12%	-8%
Iraq	1,638	9	634,539	602,820	13,140	69%	18%
Sweden	2,761	55	600,244	N/A**	12,326	-18%	-43%
Pakistan	1,222	50	559,093	516,683	12,185	-28%	-4%
Philippines	1,635	66	541,560	499,971	11,401	-10%	18%
Switzerland	1,371	26	538,118	317,600	9,711	-25%	-39%
Morocco	520	16	476,689	456,751	8,436	-38%	-42%
Bangladesh	373	11	539,153	485,290	8,239	-33%	-30%
Austria	1,326	30	427,562	405,921	8,114	-18%	-21%
Japan	1,933	93	410,434	372,379	6,722	-53%	0%
Saudi Arabia	344	4	371,356	362,368	6,415	57%	-12%
Panama	855	26	329,367	300,610	5,550	-48%	-36%
Slovakia	2,023	88	268,986	251,618	5,502	5%	-5%
Israel	5,836	44	709,729	635,960	5,257	-13%	-17%
Jordan	1,386	10	340,177	323,206	4,411	41%	-13%
Serbia	1,872	14	413,943	N/A**	4,168	9%	-20%
Lebanon	2,694	70	328,023	217,578	3,803	-34%	54%
Georgia	529	13	263,601	255,385	3,311	-35%	-23%
Nepal	131	2	272,349	268,549	2,047	-53%	-67%
Belarus	1,451	9	261,859	250,078	1,811	-12%	-1%
UAE	3,217	11	336,142	316,053	956	-5%	65%
Total World	421,259	12,064	107,340,682	60,025,308	2,354,561	-24%	-9%

*Change from 14d ago:
Compares 14d-avgs. of Daily New Cases/Deaths today with 14d-avgs. from 14d ago

Confirmed cases in the **Netherlands** now reach over 1M,
reporting over 11K new case since 5 Feb

Top 50 countries selected by Total Cases
Sorted by Raw Total Deaths
Excluded countries with population < 1M

N/A** due to inconsistent reporting of Recovered Cases



United States: Per 1M



1 - 25

	Average over last 7 days		Total Since 22 Jan			Change from 14d Ago in 14 day avg of daily new	
	New Confirmed	New Deaths	Total Confirmed	Total Recovered	Total Deaths	Confirmed	Deaths
New Jersey	432	9	82,488	7,966	2,505	-24%	-3%
New York	441	9	77,315	6,926	2,329	-29%	-10%
Massachusetts	370	10	79,644	61,765	2,206	-35%	-4%
Mississippi	309	10	95,342	85,056	2,139	-39%	-25%
Rhode Island	430	8	113,175	7,000	2,132	-35%	-16%
Connecticut	340	7	74,467	2,749	2,055	-32%	-20%
South Dakota	152	5	123,867	119,384	2,052	-42%	-44%
Arizona	429	17	108,432	15,050	1,987	-48%	-8%
Louisiana	260	6	89,203	81,886	1,982	-39%	-21%
North Dakota	52	2	128,879	126,008	1,915	-48%	-77%
Alabama	321	20	97,093	53,969	1,813	-29%	22%
Indiana	254	13	95,556	62,244	1,783	-39%	8%
Pennsylvania	297	9	69,046	59,135	1,775	-20%	-35%
Illinois	212	5	90,989	N/A	1,726	-38%	-31%
Arkansas	450	9	102,704	96,278	1,714	-22%	-22%
New Mexico	214	8	85,267	54,833	1,651	-35%	-33%
Iowa	215	9	103,662	94,389	1,640	-27%	151%
Michigan	130	4	62,579	49,915	1,596	-33%	-36%
Tennessee	360	15	109,883	104,561	1,571	-31%	21%
S. Carolina	620	10	91,895	41,145	1,504	-26%	40%
Nevada	236	10	92,786	N/A	1,488	-40%	-17%
Kansas	289	20	98,586	2,066	1,466	-40%	56%
Georgia	384	11	89,561	N/A	1,452	-37%	-3%
Texas	402	10	87,290	74,796	1,385	-17%	-7%
DC	233	8	54,337	38,594	1,367	-24%	9%

26 - 51

	Average over last 7 days		Total Since 22 Jan			Change from 14d Ago in 14 day avg of daily new	
	New Confirmed	New Deaths	Total Confirmed	Total Recovered	Total Deaths	Confirmed	Deaths
Florida	357	8	83,728	N/A	1,313	-23%	-3%
Delaware	364	17	83,656	N/A	1,279	-35%	122%
Montana	239	2	90,379	86,312	1,235	-17%	-10%
Maryland	217	5	60,649	1,576	1,232	-37%	-24%
Missouri	162	2	78,888	N/A	1,218	-34%	-20%
West Virginia	277	9	70,279	61,211	1,214	-39%	-21%
Wisconsin	184	5	103,609	91,507	1,152	-36%	-35%
California	300	11	87,345	N/A	1,151	-47%	-6%
Minnesota	156	2	83,322	80,900	1,133	-26%	-44%
Wyoming	145	6	91,358	88,844	1,118	-51%	-31%
Nebraska	191	4	100,616	73,014	1,027	-39%	-39%
Ohio	268	5	79,444	71,964	1,014	-36%	-12%
Idaho	191	3	93,199	48,966	1,002	-40%	-49%
Colorado	216	3	70,842	3,766	1,002	-25%	-18%
Oklahoma	485	9	103,039	96,075	986	-24%	-5%
N. Carolina	403	8	76,839	69,646	971	-21%	8%
Kentucky	432	10	85,734	10,139	934	-24%	15%
New Hampshire	265	4	50,928	47,796	821	-40%	-9%
Virginia	401	6	62,951	4,960	812	-36%	4%
Washington	158	4	42,641	N/A	604	-19%	5%
Utah	327	3	111,461	101,760	551	-36%	-15%
Oregon	131	2	35,203	N/A	485	-23%	-44%
Maine	176	1	31,162	9,360	477	-47%	-28%
Alaska	249	0	76,683	N/A	383	-15%	-46%
Vermont	182	2	21,029	16,007	300	-13%	7%
Hawaii	51	1	18,923	N/A	298	-33%	-79%

*Change from 14d ago:
Compares 14d-avgs. of Daily New Cases/Deaths today with 14d-avgs. from 14d ago

Cases in **Tennessee** grew 5% since the 26th of January, while deaths grew 17%

Sorted by Total Deaths / 1M

N/As due to states revising and updating case counts



United States: Raw Volume



1 - 25

	Average over last 7 days		Total Since 22 Jan			Change from 14d Ago* in 14 day avg of daily new	
	New Confirmed	New Deaths	Total Confirmed	Total Recovered	Total Deaths	Confirmed	Deaths
California	11,842	430	3,451,176	N/A	45,496	-47%	-6%
New York	8,588	166	1,504,059	134,742	45,312	-29%	-10%
Texas	11,646	301	2,531,060	2,168,762	40,148	-17%	-7%
Florida	7,666	170	1,798,280	N/A	28,208	-23%	-3%
Pennsylvania	3,799	115	883,928	757,050	22,726	-20%	-35%
New Jersey	3,838	80	732,674	70,759	22,250	-24%	-3%
Illinois	2,681	64	1,152,995	N/A	21,869	-38%	-31%
Michigan	1,301	42	624,970	498,495	15,939	-33%	-36%
Georgia	4,077	119	950,906	N/A	15,421	-37%	-3%
Massachusetts	2,547	71	548,946	425,717	15,207	-35%	-4%
Arizona	3,124	127	789,245	109,543	14,462	-48%	-8%
Indiana	1,711	85	643,305	419,043	12,001	-39%	8%
Ohio	3,129	61	928,631	841,193	11,856	-36%	-12%
Tennessee	2,456	100	750,409	714,067	10,731	-31%	21%
N. Carolina	4,227	86	805,898	730,454	10,181	-21%	8%
Louisiana	1,207	29	414,687	380,673	9,212	-39%	-21%
Alabama	1,573	98	476,067	264,621	8,888	-29%	22%
S. Carolina	3,192	50	473,140	211,845	7,742	-26%	40%
Missouri	991	13	484,167	N/A	7,473	-34%	-20%
Maryland	1,312	32	366,666	9,526	7,446	-37%	-24%
Connecticut	1,213	24	265,496	9,800	7,326	-32%	-20%
Virginia	3,426	51	537,319	42,338	6,932	-36%	4%
Wisconsin	1,071	30	603,255	532,793	6,705	-36%	-35%
Minnesota	877	12	469,905	456,244	6,387	-26%	-44%
Mississippi	919	30	283,753	253,140	6,367	-39%	-25%

26 - 51

	Average over last 7 days		Total Since 22 Jan			Change from 14d Ago* in 14 day avg of daily new	
	New Confirmed	New Deaths	Total Confirmed	Total Recovered	Total Deaths	Confirmed	Deaths
Colorado	1,242	15	407,961	21,689	5,770	-25%	-18%
Arkansas	1,359	27	309,940	290,548	5,174	-22%	-22%
Iowa	679	28	327,061	297,805	5,174	-27%	151%
Washington	1,202	31	324,706	N/A	4,603	-19%	5%
Nevada	727	30	285,795	N/A	4,582	-40%	-17%
Kansas	842	57	287,213	6,018	4,270	-40%	56%
Kentucky	1,932	45	383,032	45,297	4,175	-24%	15%
Oklahoma	1,920	35	407,724	380,167	3,900	-24%	-5%
New Mexico	448	18	178,790	114,976	3,461	-35%	-33%
Rhode Island	456	9	119,893	7,416	2,259	-35%	-16%
West Virginia	497	17	125,951	109,700	2,175	-39%	-21%
Oregon	553	8	148,475	N/A	2,044	-23%	-44%
Nebraska	370	8	194,632	141,239	1,986	-39%	-39%
South Dakota	134	5	109,580	105,614	1,815	-42%	-44%
Idaho	341	6	166,553	87,505	1,791	-40%	-49%
Utah	1,048	10	357,339	326,237	1,765	-36%	-15%
North Dakota	40	2	98,214	96,026	1,459	-48%	-77%
Montana	255	2	96,595	92,248	1,320	-17%	-10%
Delaware	354	16	81,461	N/A	1,245	-35%	122%
New Hampshire	361	6	69,247	64,989	1,116	-40%	-9%
DC	164	6	38,348	27,238	965	-24%	9%
Wyoming	84	3	52,874	51,419	647	-51%	-31%
Maine	237	2	41,889	12,582	641	-47%	-28%
Hawaii	72	1	26,793	N/A	422	-33%	-79%
Alaska	182	0	56,097	N/A	280	-15%	-46%
Vermont	113	1	13,122	9,988	187	-13%	7%

*Change from 14d ago:
Compares 14d-avgs. of Daily New Cases/Deaths
today with 14d-avgs. from 14d ago

Since the beginning of the year, cases in **West Virginia** grew 48% and deaths grew 63%

Sorted by Raw Total Deaths

N/As due to states revising and updating case counts



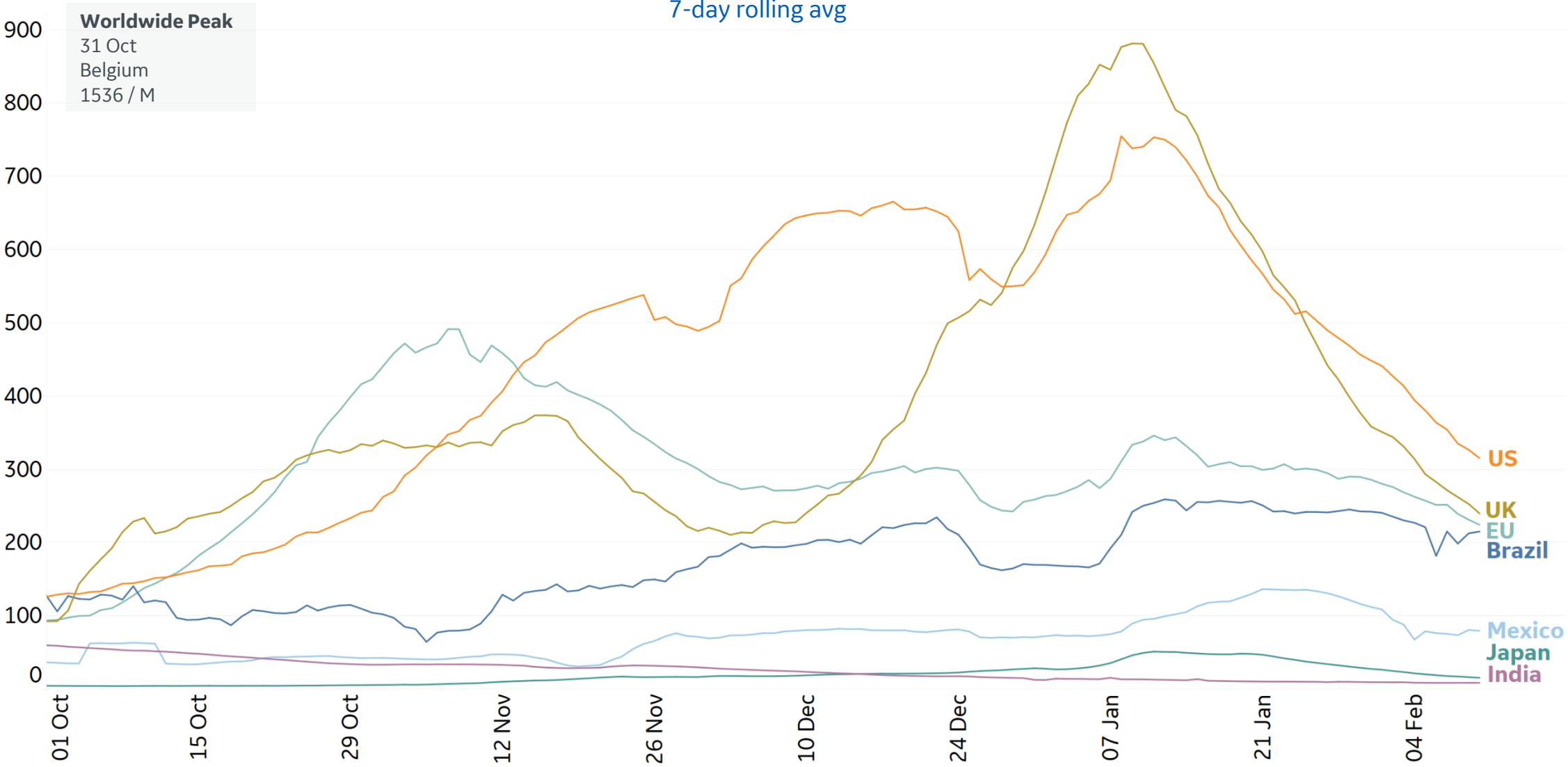
New Confirmed Cases in Select Countries

Updated 11 Feb 2021, 3:30 GMT

7

Daily New Confirmed Cases / 1M

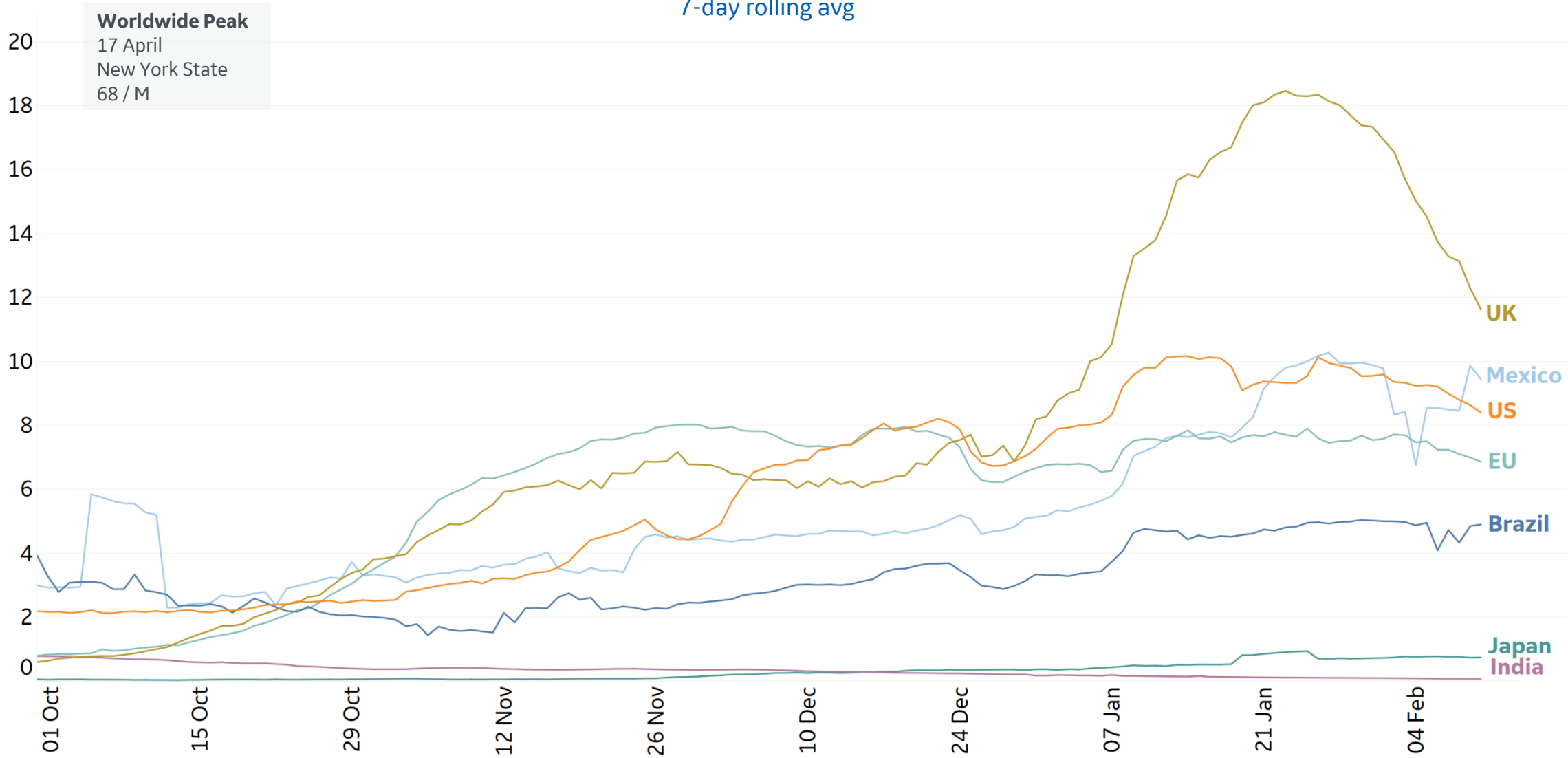
7-day rolling avg





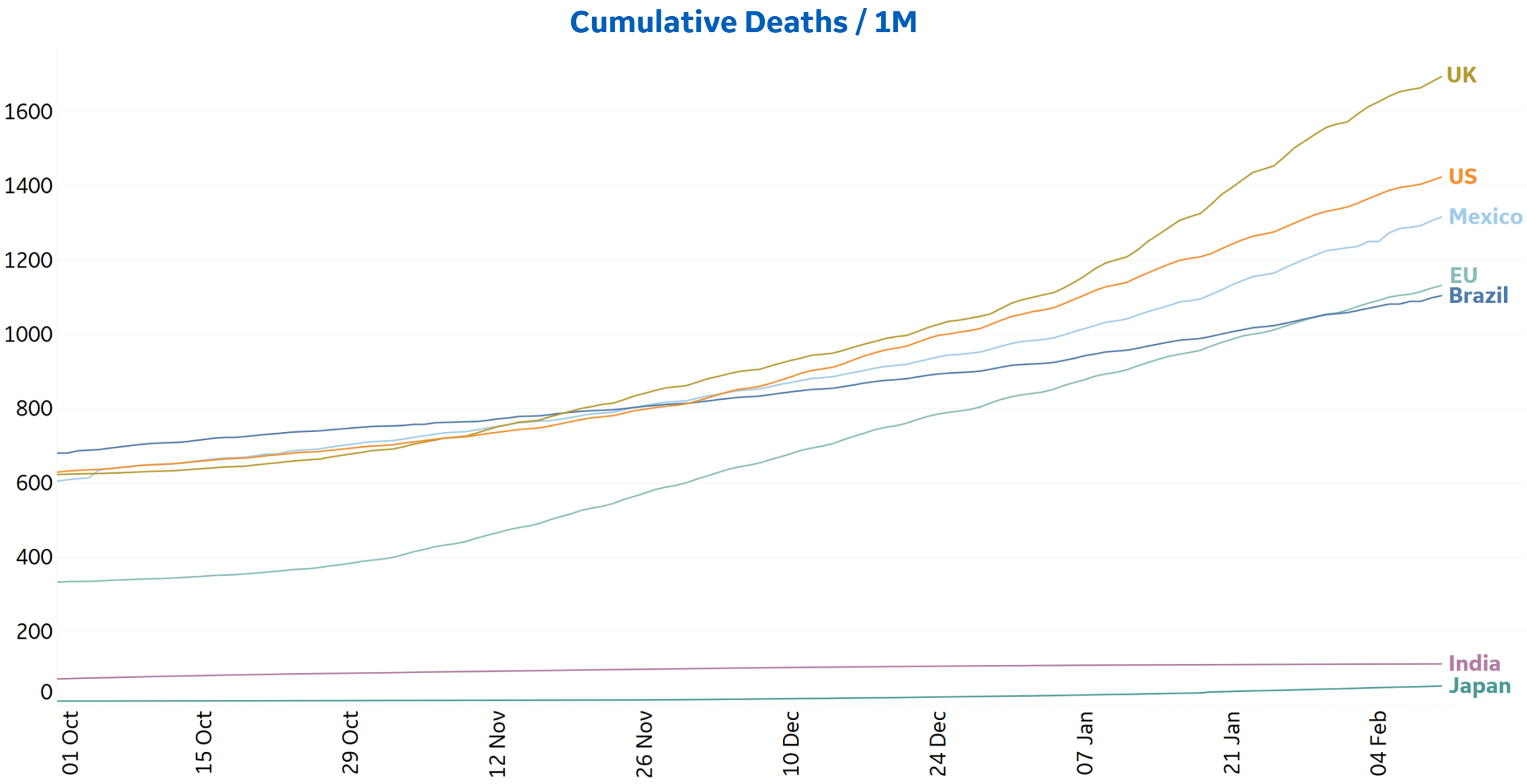
New Deaths in Select Countries

Daily New Deaths / 1M
7-day rolling avg



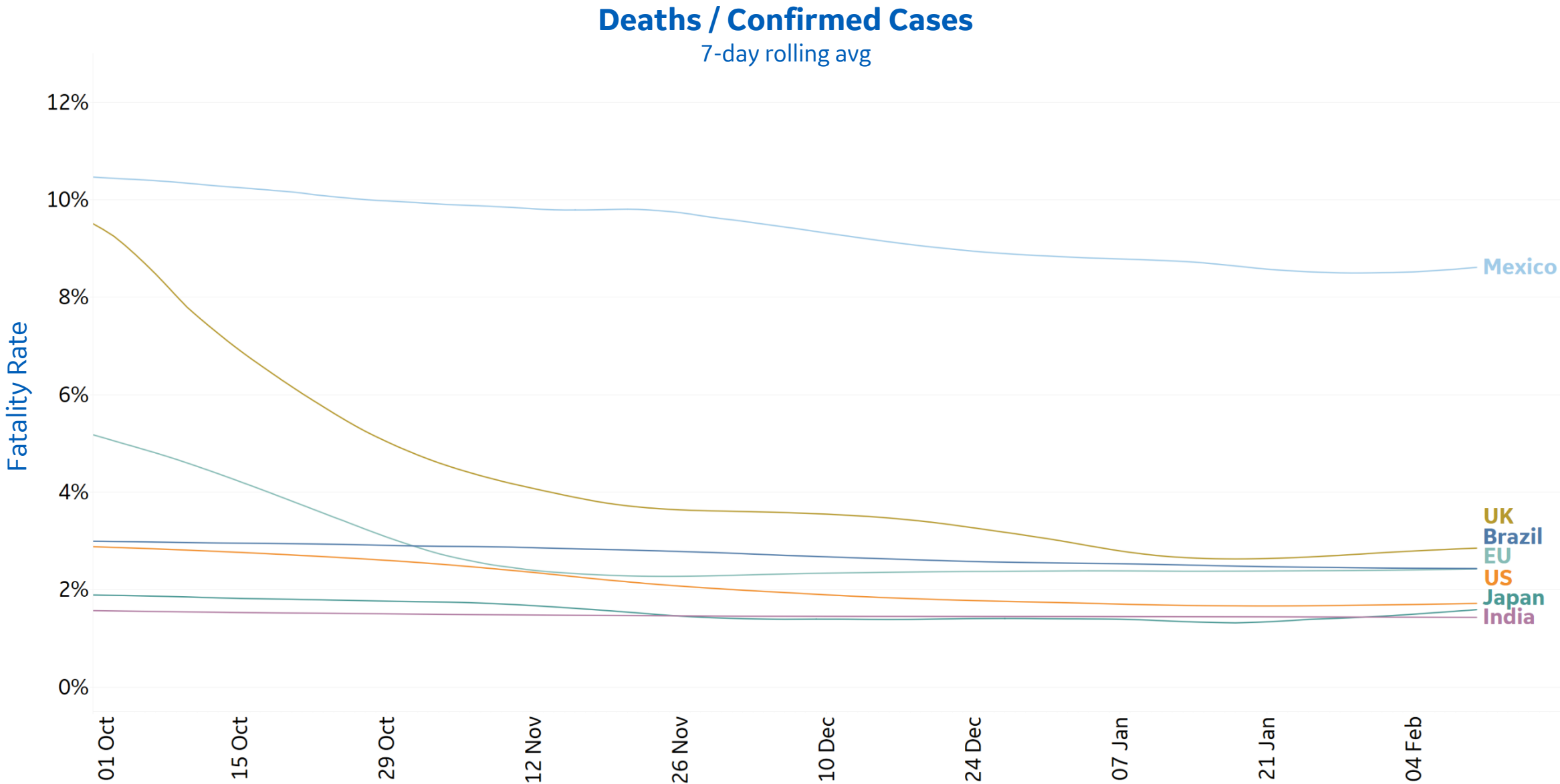


Cumulative Deaths in Select Countries





Fatality Rate in Select Countries



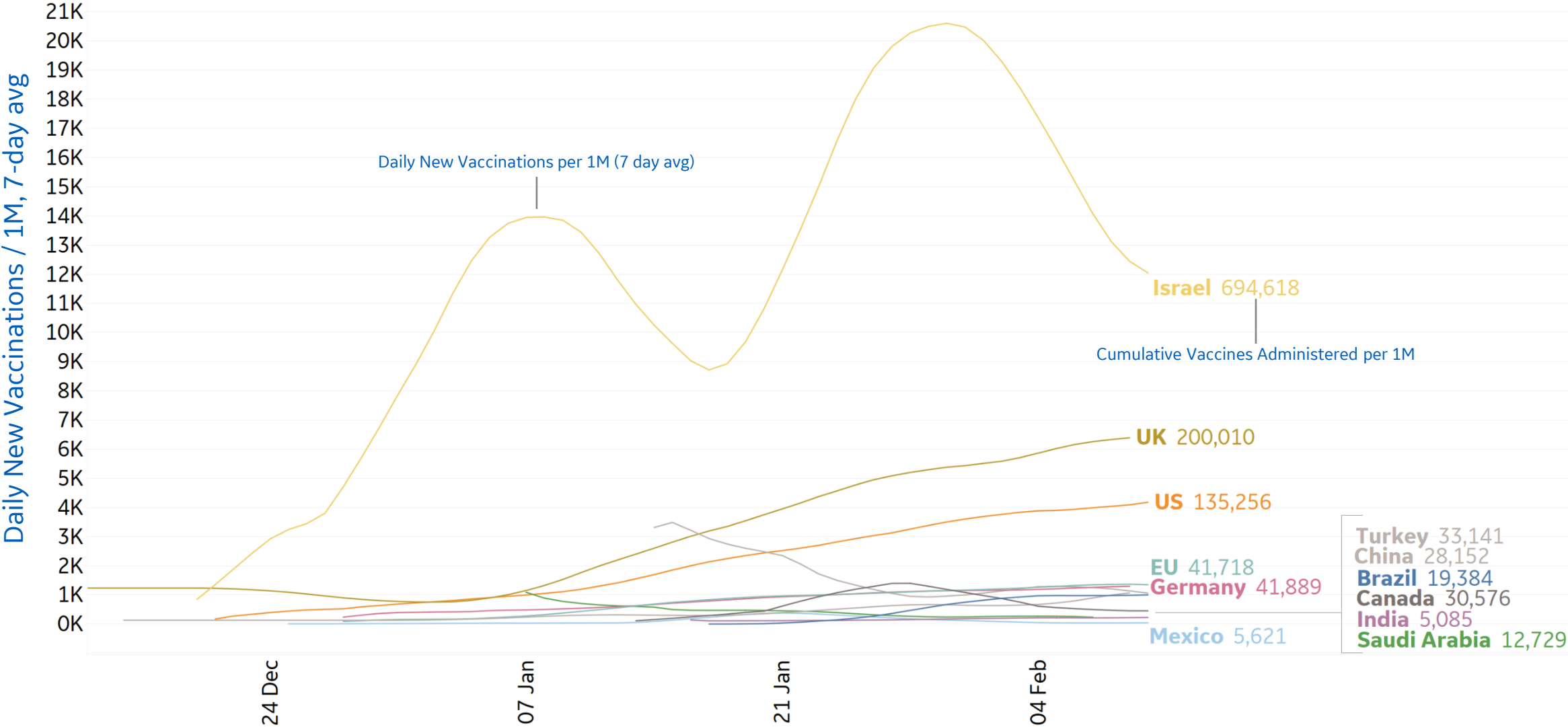


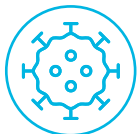
Daily & Total Vaccinations, Select Countries

Updated 11 Feb 2021, 3:30 GMT

11

Select countries with data available





US State Vaccinations to Date



State	% Fully Vaccinated	% Rec'd at Least 1 Dose	Population
West Virginia	6.2%	12.4%	1,792,147
Alaska	6.0%	15.4%	731,545
North Dakota	5.1%	11.7%	762,062
South Dakota	4.7%	10.7%	884,659
Vermont	4.5%	10.5%	623,989
New Mexico	4.4%	12.3%	2,096,829
Oklahoma	4.1%	11.1%	3,956,971
Louisiana	4.1%	9.6%	4,648,794
Connecticut	4.0%	11.9%	3,565,287
Colorado	3.9%	9.7%	5,758,736
Tennessee	3.8%	8.5%	6,829,174
New Hampshire	3.7%	9.2%	1,359,711
Michigan	3.7%	9.7%	9,986,857
Maine	3.7%	10.5%	1,344,212
Nebraska	3.6%	8.7%	1,934,408
Oregon	3.6%	10.3%	4,217,737
Montana	3.6%	9.9%	1,068,778
Florida	3.5%	9.6%	21,477,737
Rhode Island	3.5%	8.3%	1,059,361
Arkansas	3.4%	10.3%	3,017,804
Utah	3.3%	9.6%	3,205,958
New York	3.2%	9.4%	19,453,561
Wyoming	3.1%	10.6%	578,759
Kentucky	3.1%	9.9%	4,467,673
Texas	3.1%	9.2%	28,995,881

3.0%

Total US population
fully vaccinated
(**29,554** per million)

9.6%

Total US population
having received
at least 1 dose
(**95,606** per million)

Fully vaccinated people are persons who
have received all doses required per vaccine

State	% Fully Vaccinated	% Rec'd at Least 1 Dose	Population
Iowa	3.0%	8.5%	3,155,070
Hawaii	3.0%	10.0%	1,415,872
New Jersey	2.9%	9.9%	8,882,190
Wisconsin	2.9%	10.6%	5,822,434
North Carolina	2.9%	9.9%	10,488,084
Minnesota	2.9%	9.6%	5,639,632
Washington	2.8%	10.2%	7,614,893
Massachusetts	2.8%	10.0%	6,892,503
Ohio	2.8%	9.2%	11,689,100
Maryland	2.8%	9.1%	6,045,680
Pennsylvania	2.8%	9.2%	12,801,989
Virginia	2.7%	10.8%	8,535,519
Delaware	2.7%	10.6%	973,764
Indiana	2.6%	9.2%	6,732,219
Kansas	2.6%	8.3%	2,913,314
Missouri	2.5%	8.3%	6,137,428
Illinois	2.5%	9.5%	12,671,821
South Carolina	2.5%	9.2%	5,148,714
Arizona	2.4%	9.9%	7,278,717
Georgia	2.4%	8.9%	10,617,423
Nevada	2.4%	9.5%	3,080,156
California	2.4%	10.1%	39,512,223
Mississippi	2.3%	9.3%	2,976,149
Idaho	2.2%	8.7%	1,787,065
Alabama	2.1%	8.4%	4,903,185



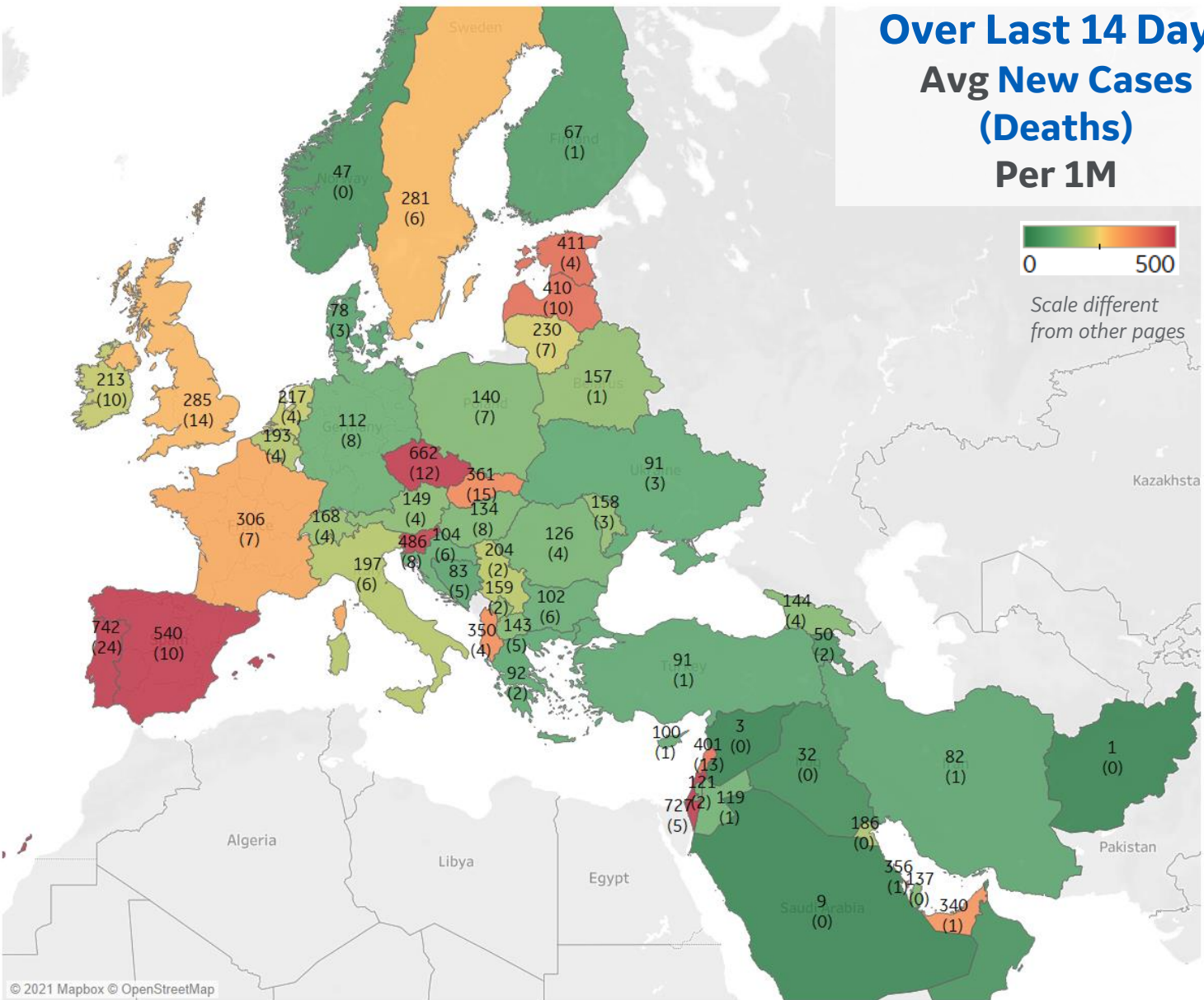
Per 1M in Region

	Today	Change
Active Cases	15,605	+0.4%
Confirmed	186 new	+0.5%
Deaths	5 new	+0.6%
Recovered	119 new	+0.6%

Most Daily New Cases / 1M

Portugal	742
Israel	727
Czechia	662
Spain	540
Slovenia	486
Estonia	411
Latvia	410
Lebanon	401
Slovakia	361
Bahrain	356

* Excludes regions with population < 1M



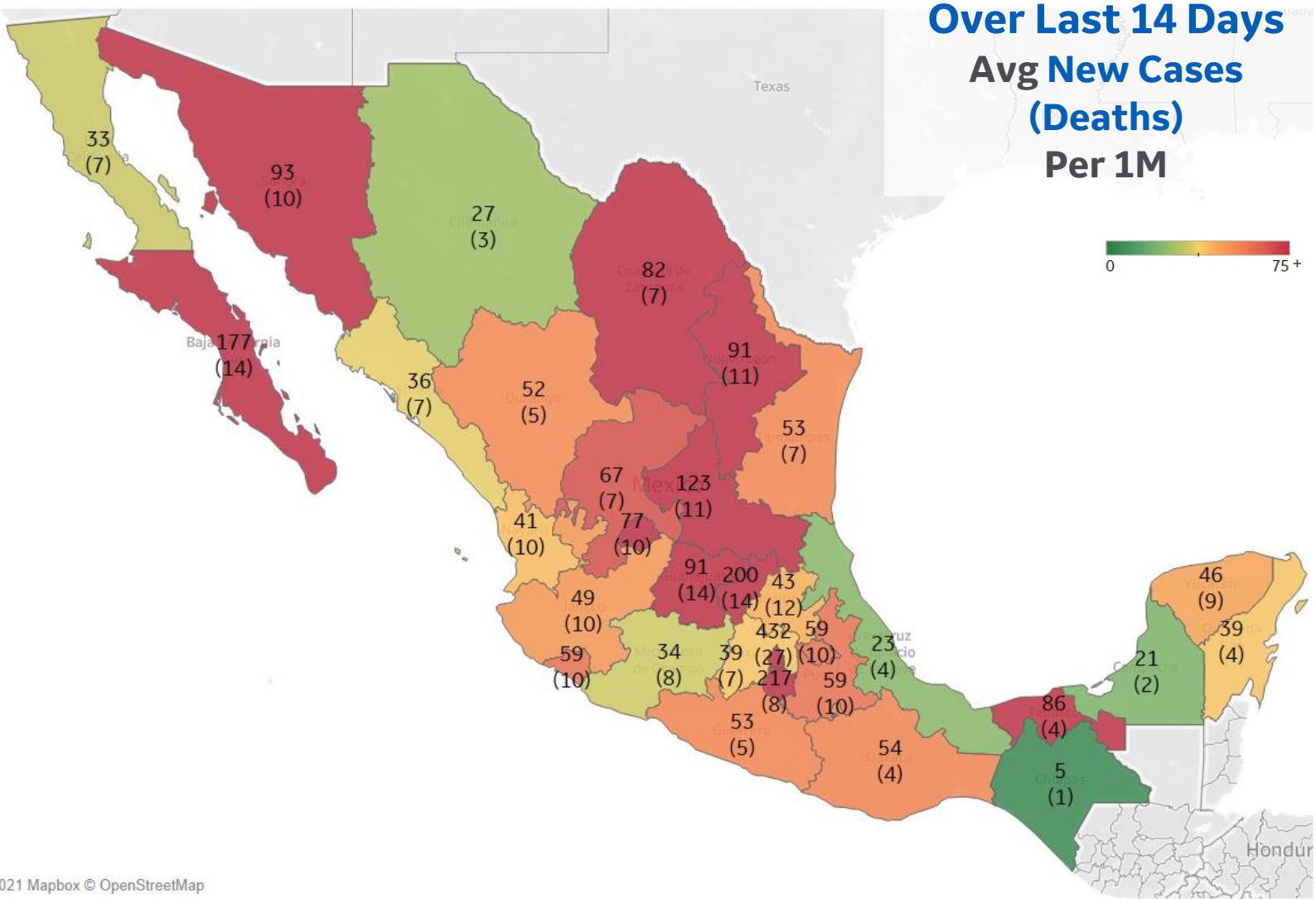


Per 1M in Region

	Today	Change
Active Cases	2,083	+0.5%
Confirmed	86 new	+0.6%
Deaths	10 new	+0.8%
Recovered	65 new	+0.6%

Most Daily New Cases / 1M

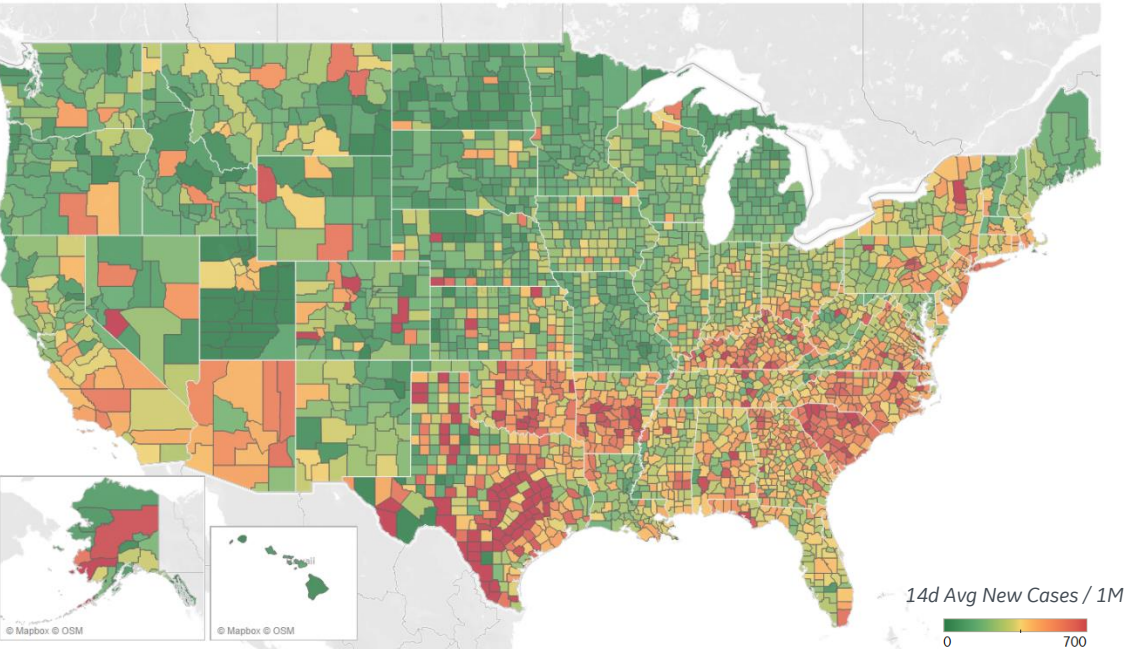
Distrito Federal	432
Morelos	217
Querétaro	200
Baja California Sur	177
San Luis Potosí	123
Sonora	93
Guanajuato	91
Nuevo León	91
Tabasco	86
Nacional	84





US Counties: Recent Cases and Deaths

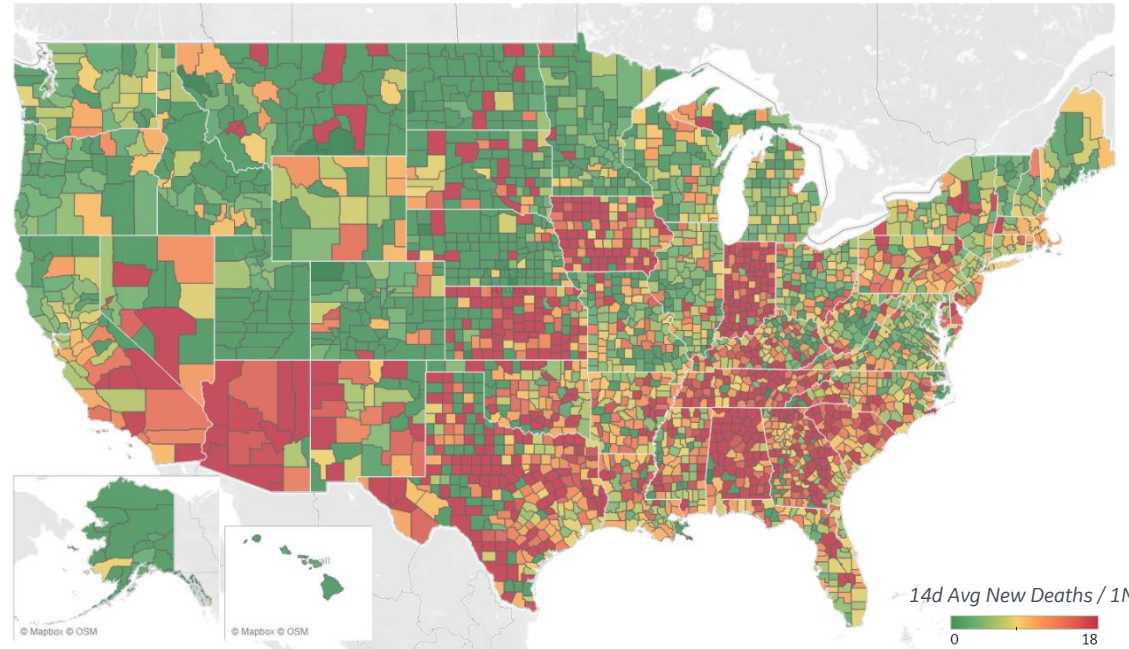
Average New Cases per 1M Over Last 14 Days



Top 10 by New Confirmed Avg New Confirmed Cases / 1M

Spartanburg County, SC	901
Webb County, TX	839
Bexar County, TX	755
Greenville County, SC	753
Tarrant County, TX	721
Nassau County, NY	640
Clayton County, GA	639
Charleston County, SC	631
Lexington County, SC	626
Miami-Dade County, FL	626

Average New Deaths per 1M Over Last 14 Days



Top 10 by New Deaths Avg New Deaths/ 1M

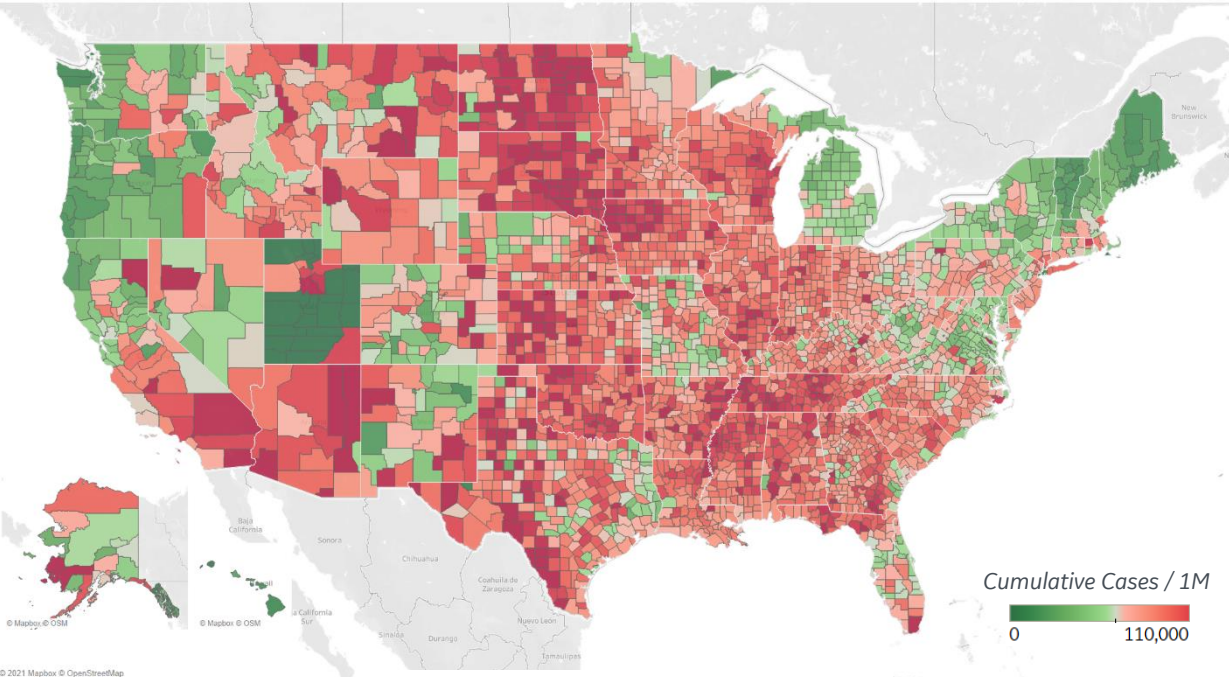
Madison County, AL	31
St. Joseph County, IN	28
Pima County, AZ	21
Lake County, FL	20
Tulare County, CA	20
Marion County, FL	19
Lake County, IN	19
Spartanburg County, SC	19
Marion County, IN	19
Los Angeles County, CA	19

Note: Lists includes counties
≥ 250K population



US Counties: Cumulative Cases and Deaths

Confirmed **Cases** per 1M to date

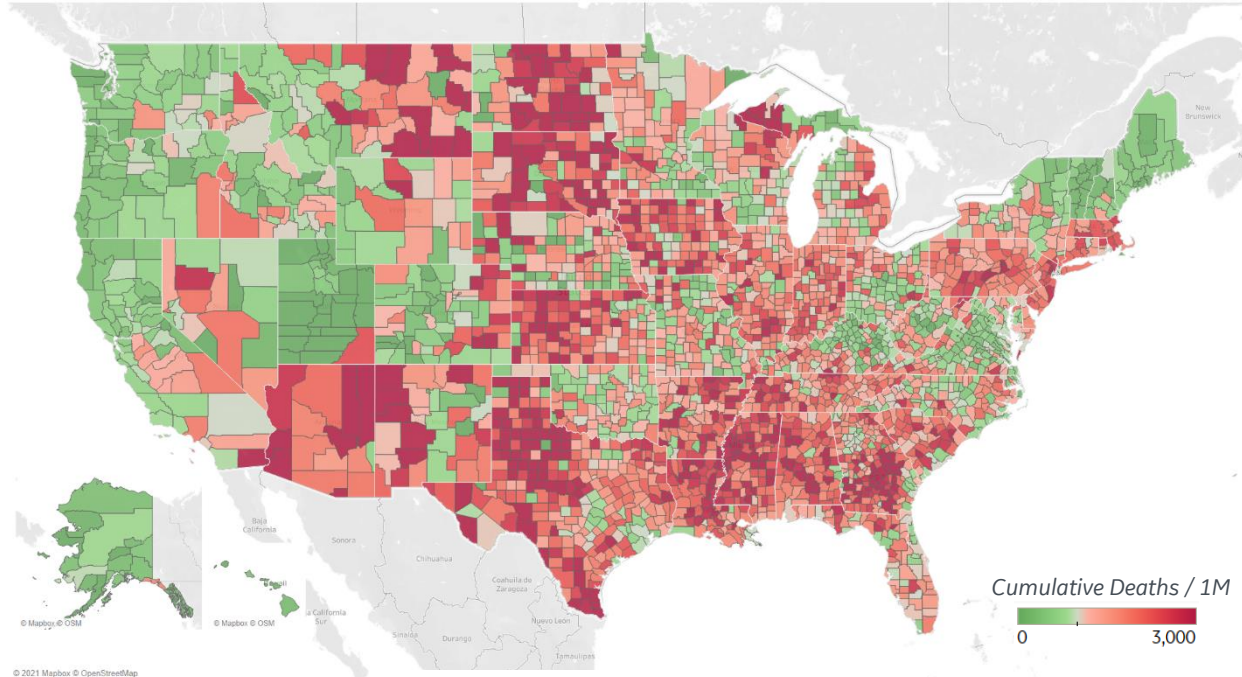


Top 10 Counties

Total Confirmed Cases / 1M

Lubbock County, TX	153,042
Webb County, TX	150,742
Miami-Dade County, FL	142,786
El Paso County, TX	140,298
Utah County, UT	136,437
San Bernardino County, CA	128,285
Providence County, RI	123,121
Brown County, WI	120,756
Salt Lake County, UT	115,399
Los Angeles County, CA	115,099

Reported **Deaths** per 1M to date



Top 10 Counties

Total Reported Deaths / 1M

New York City*	5,158
Cameron County, TX	3,275
Passaic County, NJ	3,244
Essex County, NJ	3,229
Union County, NJ	3,063
Hidalgo County, TX	2,908
Ocean County, NJ	2,859
Hudson County, NJ	2,844
Bergen County, NJ	2,709
Hampden County, MA	2,687

Note: Lists includes counties $\geq 250K$ population

* New York City counties aggregated into one reporting area



Per 1M in Region

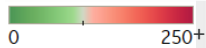
	Today	Change
Active Cases	988	-1.9%
Confirmed	87 new	+0.4%
Deaths	2 new	+0.4%
Recovered	103 new	+0.5%

Most Daily New Cases / 1M

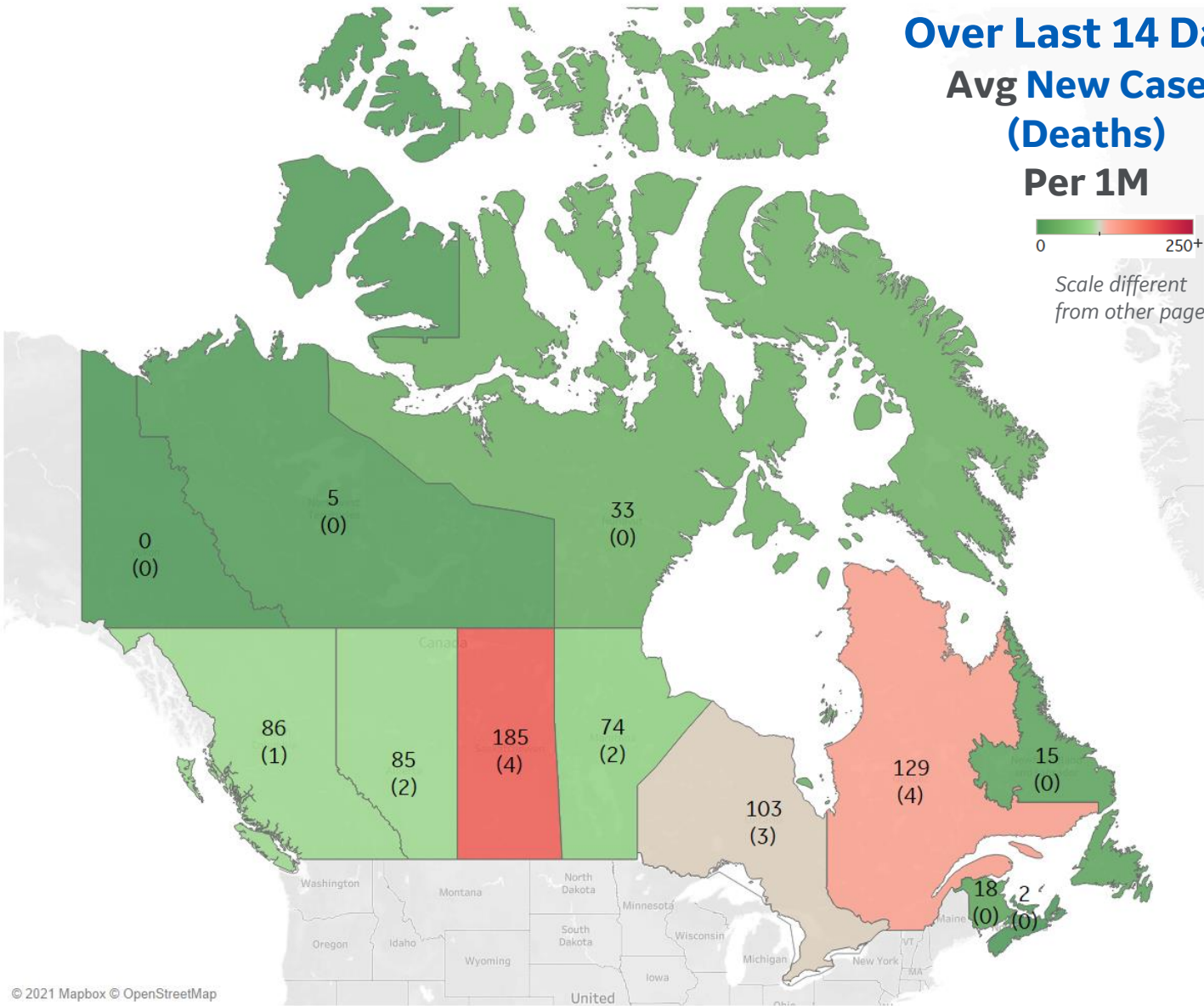
Saskatchewan	185
Quebec	129
Ontario	103
Alberta	85
Manitoba	74
British Columbia	86

* Excludes regions with population < 1M

Over Last 14 Days Avg New Cases (Deaths) Per 1M



Scale different
from other pages





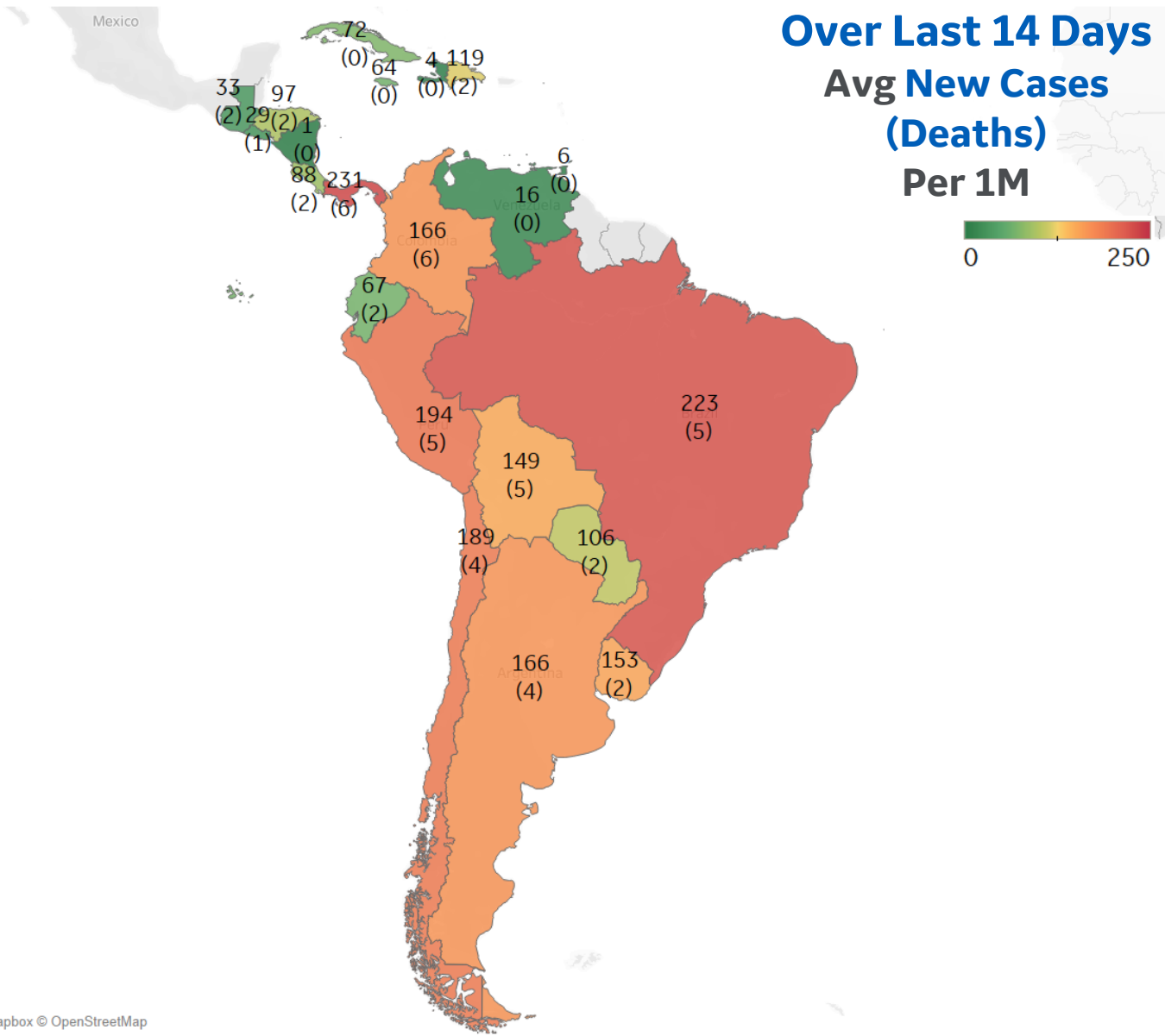
Per 1M in Region

	Today	Change
Active Cases	2,740	+1.2%
Confirmed	164 new	+0.5%
Deaths	4 new	+0.4%
Recovered	128 new	+0.4%

Most Daily New Cases / 1M

Panama	231
Brazil	223
Peru	194
Chile	189
Argentina	166
Colombia	166
Uruguay	153
Bolivia	149
Dom. Rep.	119
Paraguay	106

* Excludes regions with population < 1M





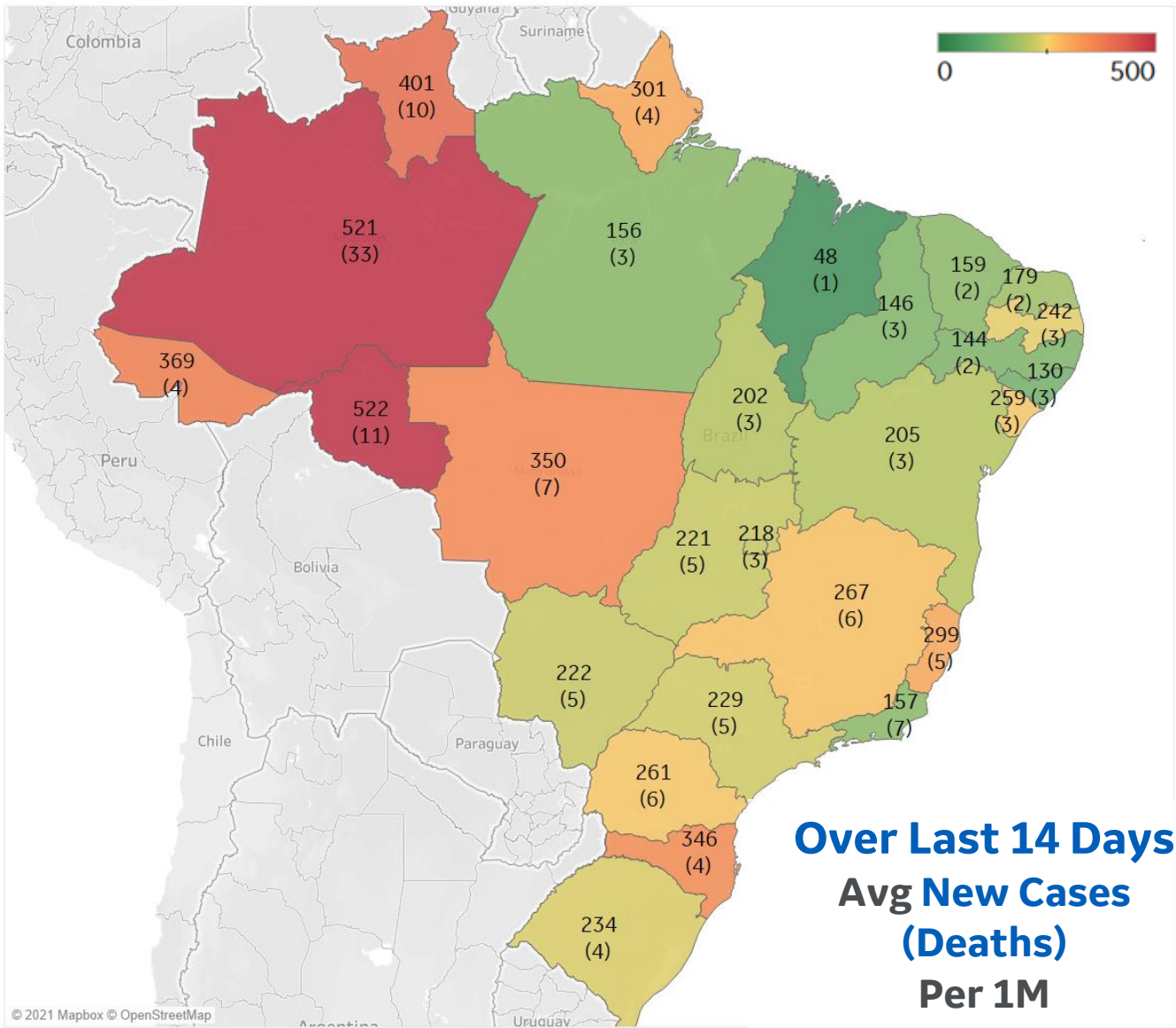
Per 1M in Region

	Today	Change
Active Cases	3,801	+2.4%
Confirmed	280 new	+0.6%
Deaths	6 new	+0.6%
Recovered	184 new	+0.5%

Most Daily New Cases / 1M

Rondônia	522
Amazonas	521
MatoGrosso	350
Santa Catarina	346
Espírito Santo	299
Minas Gerais	267
Paraná	261
Sergipe	259
Paraíba	242
Rio Grande do ..	234

* Excludes regions with population < 1M



Over Last 14 Days
Avg New Cases
(Deaths)
Per 1M



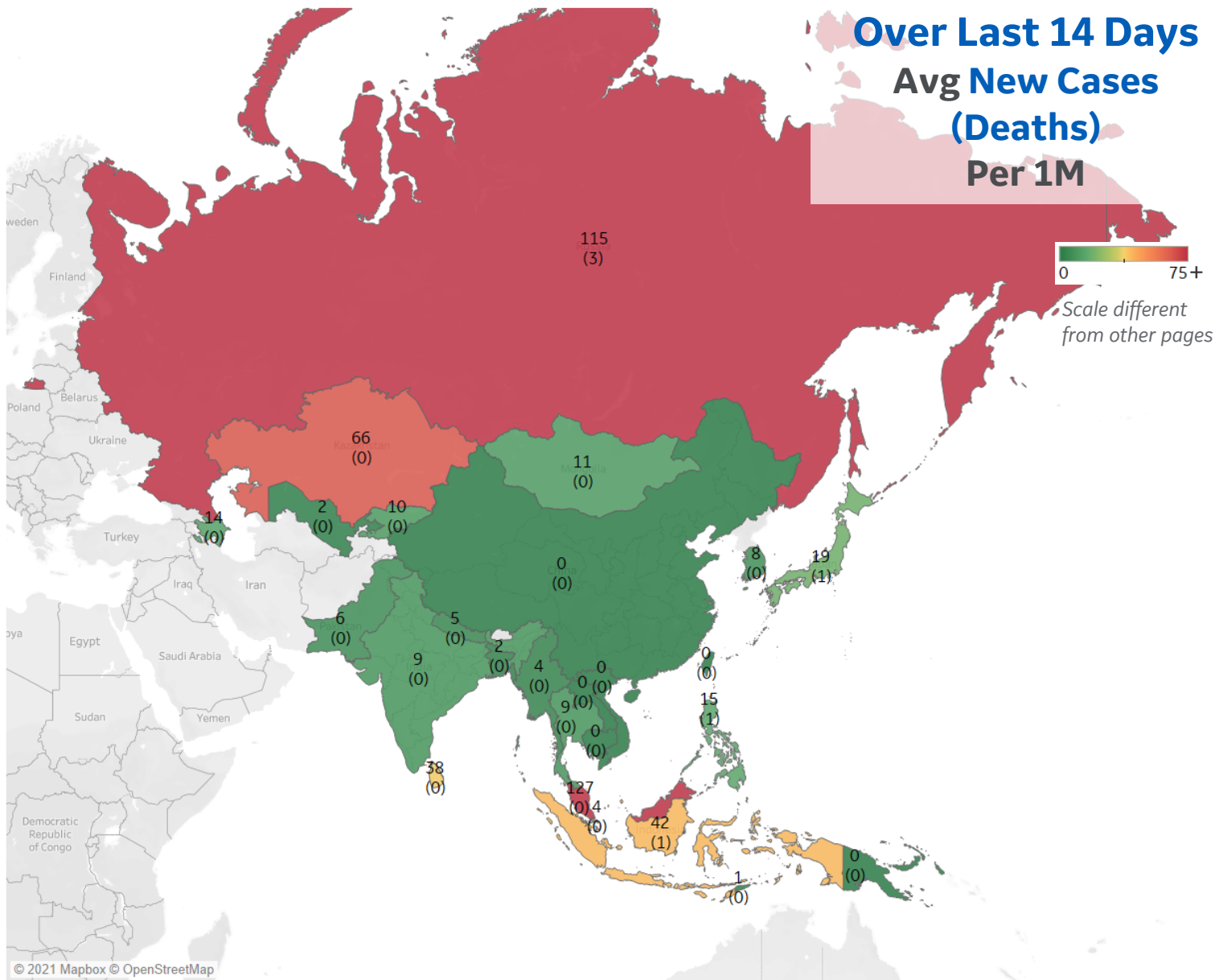
Per 1M in Region

	Today	Change
Active Cases	225	-1.1%
Confirmed	11 new	+0.2%
Deaths	0.3 new	+0.4%
Recovered	14 new	+0.3%

Most Daily New Cases / 1M

Malaysia	127
Russia	115
Kazakhstan	66
Indonesia	42
Sri Lanka	38
Japan	19
Philippines	15
Azerbaijan	14
Mongolia	11
Kyrgyzstan	10

* Excludes regions with population < 1M



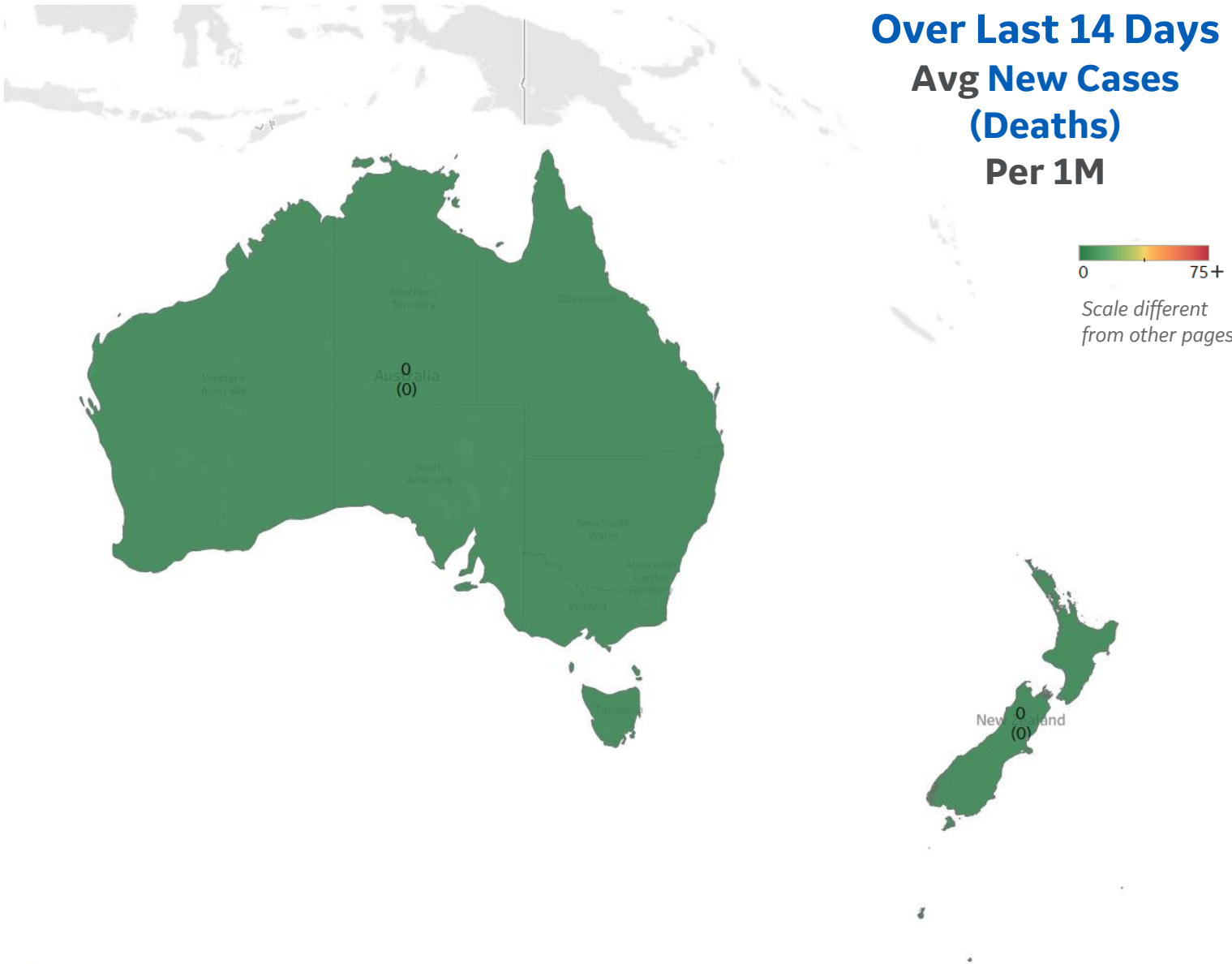


Per 1M in Region

	Today	Change
Active Cases	61	+0%
Confirmed	0 new	+0%
Deaths	0 new	+0%
Recovered	0 new	+0%

Most Daily New Cases / 1M

New Zealand	0
Australia	0





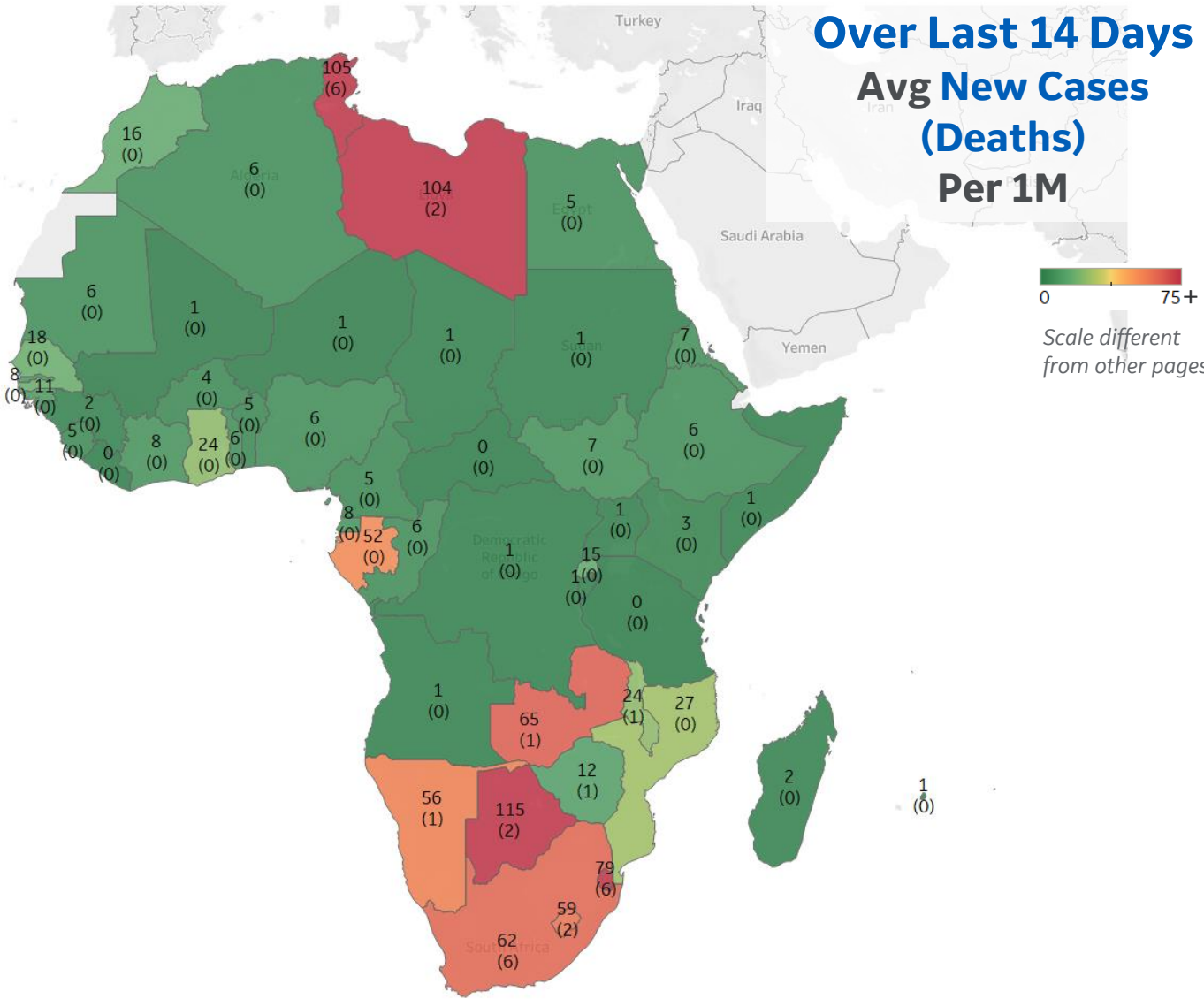
Per 1M in Region

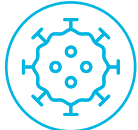
	Today	Change
Active Cases	276	-1.7%
Confirmed	10 new	+0.4%
Deaths	0.4 new	+0.6%
Recovered	14 new	+0.6%

Most Daily New Cases / 1M

Botswana	115
Tunisia	105
Libya	104
Eswatini	79
Zambia	65
South Africa	62
Lesotho	59
Namibia	56
Gabon	52
Mozambique	27

* Excludes regions with population < 1M





Sources



*** Per 1M = Per 1 Million Population unless otherwise noted*

Johns Hopkins Coronavirus Resource Center:

<https://coronavirus.jhu.edu/map.html>

Worldometer Coronavirus Reporting:

<https://www.worldometers.info/coronavirus/>

Public Health England:

<https://www.gov.uk/government/publications/covid-19-track-coronavirus-cases>

US Department of Homeland Security, Homeland Infrastructure Foundation-Level Data:

<https://hifld-geoplatform.opendata.arcgis.com/datasets/hospitals>

City of New York, NYC Health:

<https://www1.nyc.gov/site/doh/covid/covid-19-data.page>

Chicago Coronavirus Latest Data:

<https://www.chicago.gov/city/en/sites/covid-19/home/latest-data.html>

National Health Commission of the PRC:

<http://www.nhc.gov.cn/xcs/yqtb/202003/bf66696029ba420098164607240074f8.shtml>

CDC, Severe Outcomes Among Patients with Coronavirus Disease 2019 (COVID-19):

<https://www.cdc.gov/mmwr/volumes/69/wr/mm6912e2.htm>

Italian Department of Civil Protection, COVID Monitoring:

<http://opendatadpc.maps.arcgis.com/apps/opsdashboard/index.html#/b0c68bce2cce478eaac82fe38d4138b1>

The COVID Tracking Project:

<https://covidtracking.com/data/>

UK Office for National Statistics:

<https://www.ons.gov.uk/peoplepopulationandcommunity/birthsdeathsandmarriages/deaths/bulletins/deathsregisteredweeklyinenglandandwalesprovisional/weekending24april2020>

COVID-19 Information for Switzerland:

<https://www.corona-data.ch/>

European Centre for Disease Prevention and Control:

<https://www.ecdc.europa.eu/en/publications-data/download-data-hospital-and-icu-admission-rates-and-current-occupancy-covid-19>

Worldwide Survival Rate, last 30d calculation =

$$\frac{[(Total\ Confirmed - Total\ Confirmed\ 30d\ ago) - (Total\ Deaths - Total\ Deaths\ 30d\ ago)]}{(Total\ Confirmed - Total\ Confirmed\ 30d\ ago)}$$

Secretary of Health, Mexico:

<https://www.gob.mx/salud/en>

OECD Economic Outlooks, Statistics:

https://www.oecd-ilibrary.org/economics/data/oecd-economic-outlook-statistics-and-projections_eo-data-en

Public Health Authority of Sweden:

<https://www.folkhalsomyndigheten.se/smittskydd-beredskap/utbrott/aktuella-utbrott/covid-19/bekraftade-fall-i-sverige>

CDC Provisional COVID19 Deaths Counts

<https://data.cdc.gov/NCHS/Provisional-COVID-19-Death-Counts-by-Sex-Age-and-S/9bhg-hcku>

Canada Regional Data:

<https://health-infobase.canada.ca/covid-19/epidemiological-summary-covid-19-cases.html#fn1>

Canada Regional Populations (Q4 2019):

<https://www150.statcan.gc.ca/t1/tbl1/en/tv.action?pid=1710000901>

CDC COVID Data Tracker:

<https://covid.cdc.gov/covid-data-tracker/#vaccinations>