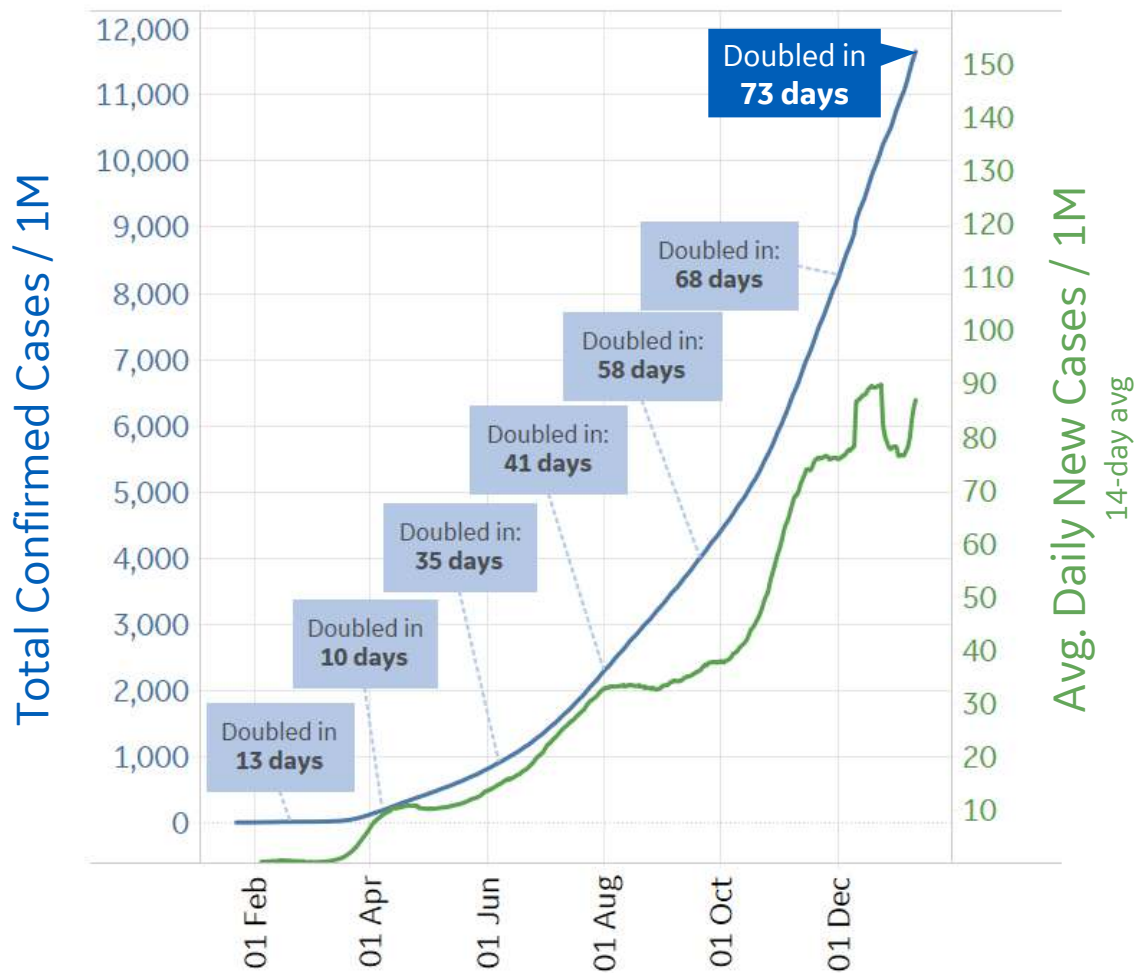




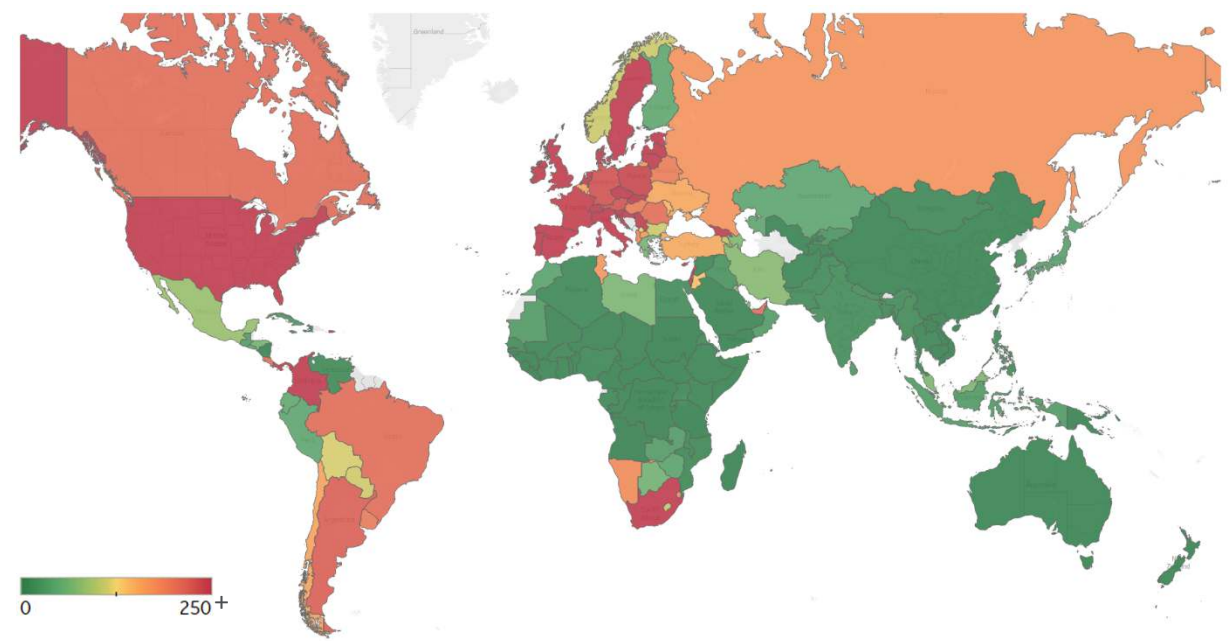
# Global Confirmed & Active Cases

Trend since 22 Jan



Avg. Daily New Cases / 1M

Over the last 14 days



Per 1M:	New Today	Change from 30 days ago
Active	40	+58%
Confirmed	76	+27%
Deaths	1	+21%
Recovered	34	+10%
<hr/>		
	To Date	Last 30 Days
Worldwide Survival Rate	97.9%	98.2%

Worldwide Survival Rate = (Confirmed - Deaths) / (Confirmed) in a given time period

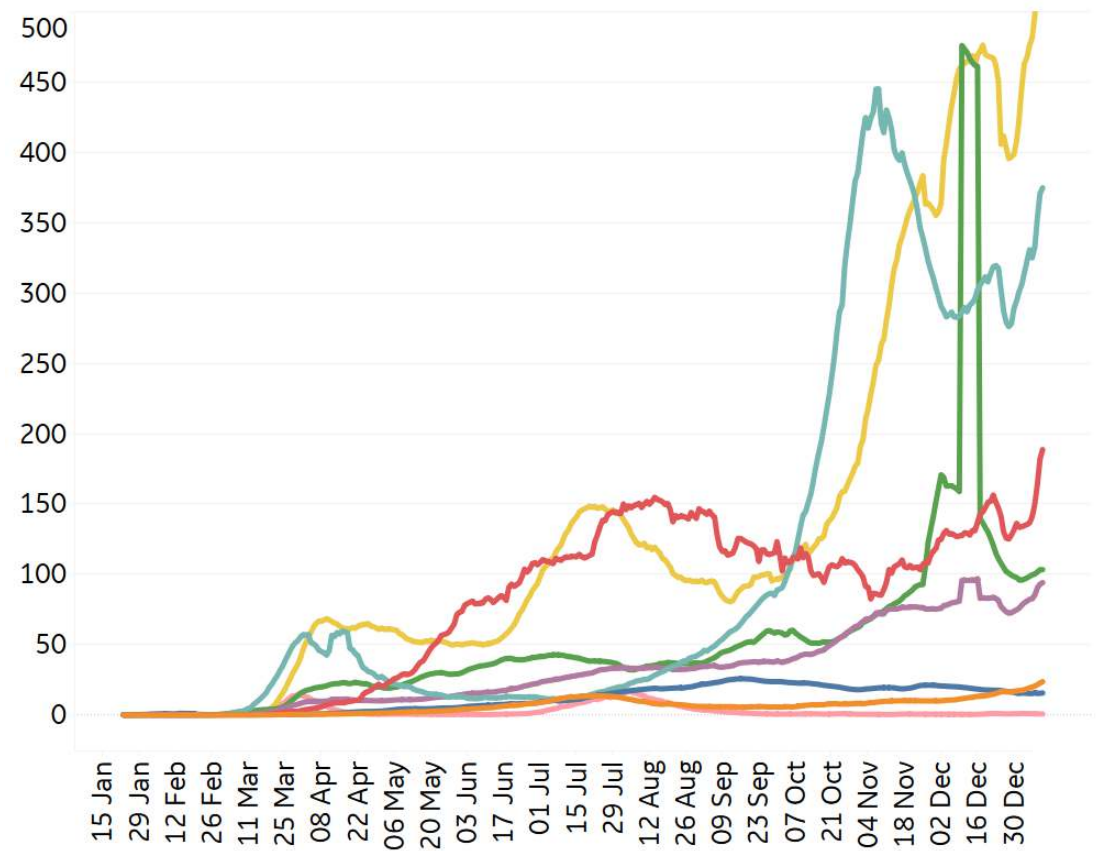


# New Confirmed Cases & New Deaths

Key **World** **North America** **Europe** **Middle East** **Cent & South America** **Asia** **Africa** **Oceania**

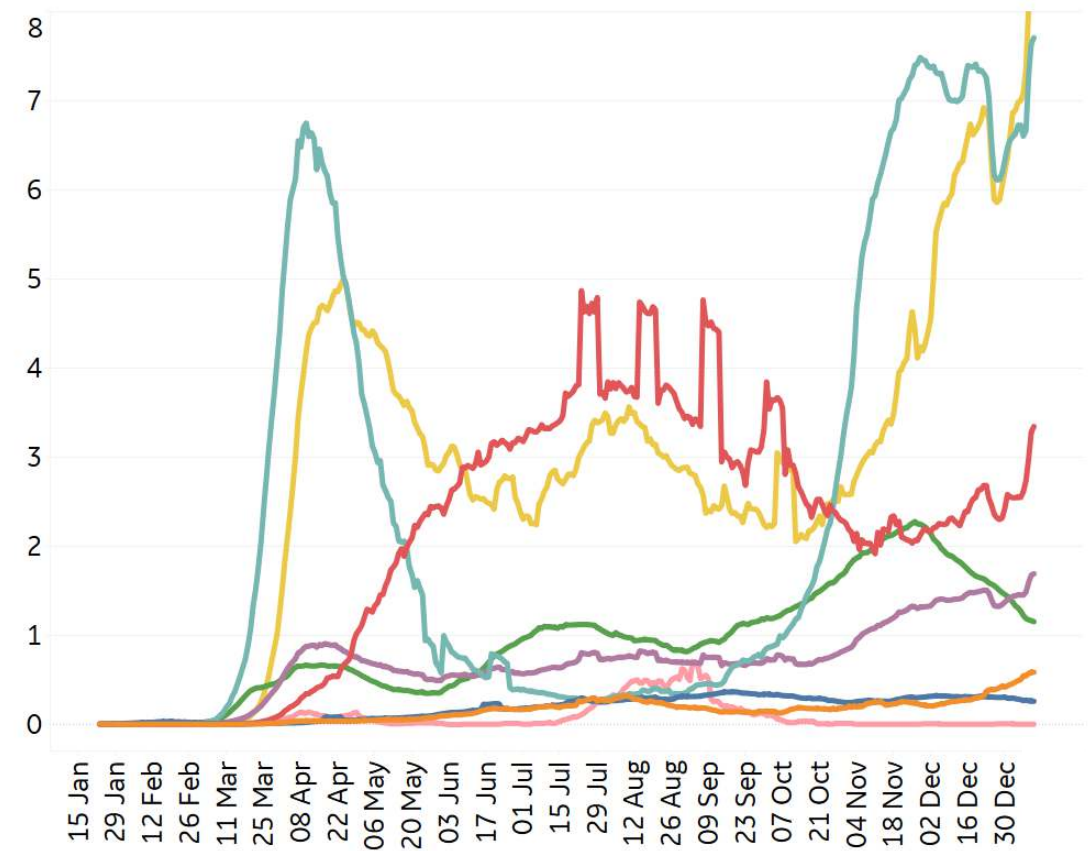
### New Confirmed Cases / 1M

7-day rolling average

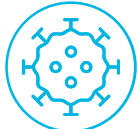


### New Deaths / 1M

7-day rolling average



\*Large jump in Middle East confirmed cases due to batched reporting of 823,225 new cases in **Turkey** on 10 Dec



# Top 50 Countries: Per 1M



## 1 - 25

	Average over last 7 days		Total Since 22 Jan			Change from 14d Ago <sup>*</sup> in 14 day avg of daily new	
	New Confirmed	New Deaths	Total Confirmed	Total Recovered	Total Deaths	Confirmed	Deaths
Belgium	176	5	57,315	N/A**	1,732	-17%	-30%
Slovenia	975	13	66,996	53,808	1,442	32%	-14%
Bos. and Herz.	130	9	35,245	24,879	1,320	-31%	-39%
Italy	286	8	37,652	26,757	1,303	12%	-8%
North Macedo..	169	6	41,516	32,377	1,259	-41%	-45%
Czechia	1,210	15	77,614	61,397	1,225	75%	37%
UK	881	14	45,390	N/A**	1,202	78%	62%
Bulgaria	112	9	30,008	19,466	1,169	-41%	-35%
Peru	35	1	31,123	29,369	1,154	-16%	-17%
US	739	10	67,701	N/A**	1,131	14%	22%
Spain	373	3	43,853	3,216	1,109	57%	-7%
Hungary	211	11	35,427	20,490	1,102	-27%	-23%
Croatia	245	10	53,588	51,184	1,064	-48%	-32%
France	280	6	43,522	3,192	1,040	22%	3%
Panama	843	10	64,707	50,789	1,033	25%	27%
Armenia	101	4	54,714	50,388	988	-55%	-43%
Argentina	258	3	38,106	33,449	984	63%	-2%
Brazil	250	5	38,134	34,020	955	7%	23%
Switzerland	424	9	55,229	36,697	955	-8%	-14%
Sweden	737	10	48,466	N/A**	934	23%	51%
Colombia	312	6	35,118	31,858	906	14%	26%
EU	338	8	37,848	17,902	898	12%	3%
Chile	177	2	33,580	31,537	894	48%	17%
Romania	229	5	34,894	31,117	866	-7%	-23%
Poland	253	8	36,609	29,681	824	5%	-4%

## 26 - 50

	Average over last 7 days		Total Since 22 Jan			Change from 14d Ago <sup>*</sup> in 14 day avg of daily new	
	New Confirmed	New Deaths	Total Confirmed	Total Recovered	Total Deaths	Confirmed	Deaths
Lithuania	684	29	58,654	33,961	807	-22%	115%
Moldova	125	4	37,033	34,319	778	-46%	-22%
Portugal	791	10	47,436	36,199	765	94%	12%
Austria	237	6	42,272	39,278	746	-2%	-40%
Kosovo	140	3	29,142	25,070	746	-22%	-39%
Netherlands	437	6	51,655	639	727	-26%	43%
Georgia	360	6	59,970	56,487	695	-45%	-33%
Slovakia	543	16	38,136	26,975	534	18%	91%
Ireland	1,323	2	29,895	4,732	475	518%	75%
Ukraine	141	3	26,302	18,759	472	-32%	-22%
Costa Rica	233	3	34,866	26,714	452	21%	15%
Latvia	536	13	26,279	18,965	450	24%	38%
Israel	822	4	56,764	48,513	424	103%	96%
Serbia	259	4	41,167	N/A**	410	-44%	-21%
Jordan	126	2	30,109	28,304	394	-32%	-32%
West Bank an..	193	4	32,260	28,697	351	-39%	-11%
Oman	34	0	25,576	24,060	295	-4%	-46%
Denmark	316	5	31,449	26,622	271	-35%	70%
Turkey	143	2	27,582	26,063	270	-43%	-15%
Lebanon	628	2	32,129	20,840	235	95%	9%
Kuwait	99	0	36,134	34,892	221	36%	-40%
Estonia	472	4	25,266	17,245	213	11%	44%
Bahrain	175	0	56,159	54,280	209	48%	67%
Qatar	71	0	50,629	49,529	85	33%	-50%
Total World	94	2	11,654	6,454	250	11%	11%

<sup>\*</sup>Change from 14d ago:  
Compares 14d-avgs. of Daily New Cases/Deaths  
today with 14d-avgs. from 14d ago

In the past 7 days, confirmed cases in **Ireland** increased 44% (+9,260 cases per 1M)

Top 50 countries selected by Cases / 1M  
Sorted by Total Deaths / 1M  
Excluded countries with population < 1M

N/A\*\* due to inconsistent reporting of Recovered Cases





# Top 50 Countries: Raw Volume

Updated 11 Jan 2021, 3:30 GMT

4

1 - 25	Average over last 7 days		Total Since 22 Jan			Change from 14d Ago <sup>*</sup> in 14 day avg of daily new	
	New Confirmed	New Deaths	Total Confirmed	Total Recovered	Total Deaths	Confirmed	Deaths
EU	150,335	3,413	16,851,918	7,970,950	399,965	12%	3%
US	244,642	3,240	22,409,132	N/A**	374,329	14%	22%
Brazil	53,149	1,012	8,105,790	7,231,336	203,100	7%	23%
India	18,018	216	10,466,595	10,092,909	151,160	-20%	-28%
Mexico	12,183	928	1,534,039	1,150,422	133,706	13%	33%
UK	59,810	919	3,081,368	N/A**	81,567	78%	62%
Italy	17,292	489	2,276,491	1,617,804	78,755	12%	-8%
France	18,270	389	2,840,864	208,354	67,885	22%	3%
Russia	23,282	462	3,366,715	2,750,102	60,963	-11%	-10%
Iran	6,139	90	1,286,406	1,074,887	56,171	-7%	-41%
Spain	17,442	148	2,050,360	150,376	51,874	57%	-7%
Colombia	15,869	307	1,786,900	1,621,019	46,114	14%	26%
Argentina	11,643	145	1,722,217	1,511,750	44,495	63%	-2%
Germany	20,788	878	1,929,410	1,566,907	40,936	-12%	30%
Peru	1,154	39	1,026,180	968,335	38,049	-16%	-17%
South Africa	18,693	512	1,231,597	966,368	33,163	58%	86%
Poland	9,566	296	1,385,522	1,123,318	31,189	5%	-4%
Indonesia	8,954	199	828,026	681,024	24,129	20%	20%
Turkey	12,049	188	2,326,256	2,198,150	22,807	-43%	-15%
Ukraine	6,161	144	1,150,265	820,385	20,641	-32%	-22%
Belgium	2,036	54	664,263	N/A**	20,078	-17%	-30%
Chile	3,390	47	641,923	602,861	17,096	48%	17%
Canada	8,361	154	664,606	565,049	16,960	23%	24%
Romania	4,408	96	671,284	598,610	16,654	-7%	-23%
Ecuador	922	17	221,070	190,350	14,177	62%	58%

26 - 50	Average over last 7 days		Total Since 22 Jan			Change from 14d Ago <sup>*</sup> in 14 day avg of daily new	
	New Confirmed	New Deaths	Total Confirmed	Total Recovered	Total Deaths	Confirmed	Deaths
Czechia	12,955	165	831,165	657,504	13,115	75%	37%
Iraq	738	9	602,938	556,742	12,895	-33%	-43%
Netherlands	7,485	108	885,098	10,952	12,461	-26%	43%
Pakistan	2,252	47	504,293	458,371	10,676	-5%	-32%
Hungary	2,035	109	342,237	197,936	10,648	-27%	-23%
Sweden	7,442	101	489,471	N/A**	9,433	23%	51%
Philippines	1,412	21	487,690	458,198	9,405	-13%	-21%
Switzerland	3,670	74	477,983	317,600	8,267	-8%	-14%
Portugal	8,062	98	483,689	369,108	7,803	94%	12%
Bangladesh	919	22	522,453	466,801	7,781	-29%	-18%
Morocco	1,341	37	452,532	424,896	7,743	-37%	-18%
Austria	2,136	57	380,722	353,749	6,723	-2%	-40%
Saudi Arabia	107	6	363,809	355,548	6,291	-32%	-23%
Panama	3,637	45	279,196	219,144	4,455	25%	27%
Croatia	1,005	42	219,993	210,126	4,368	-48%	-32%
Jordan	1,286	17	307,209	288,785	4,024	-32%	-32%
Japan	6,218	60	288,818	220,380	3,850	65%	21%
Israel	7,111	36	491,319	419,907	3,671	103%	96%
Serbia	2,260	37	359,689	N/A**	3,582	-44%	-21%
Azerbaijan	627	25	224,651	208,681	2,909	-74%	-29%
Georgia	1,437	24	239,229	225,335	2,773	-45%	-33%
Nepal	417	6	264,780	258,441	1,917	-32%	-28%
Lebanon	4,288	15	219,296	142,239	1,606	95%	9%
UAE	2,478	4	230,578	206,114	708	70%	28%
Total World	728,482	13,084	90,281,429	49,997,720	1,934,791	11%	11%

<sup>\*</sup>Change from 14d ago:  
Compares 14d-avgs. of Daily New Cases/Deaths  
today with 14d-avgs. from 14d ago

**Global confirmed cases surpassed 90M**

Top 50 countries selected by Total Cases  
Sorted by Raw Total Deaths  
Excluded countries with population < 1M

N/A\*\* due to inconsistent reporting of Recovered Cases



# United States: Per 1M



## 1 - 25

	Average over last 7 days		Total Since 22 Jan			Change from 14d Ago* in 14 day avg of daily new	
	New Confirmed	New Deaths	Total Confirmed	Total Recovered	Total Deaths	Confirmed	Deaths
New Jersey	633	10	65,843	6,722	2,235	8%	39%
New York	820	9	58,375	5,654	2,037	38%	24%
Massachusetts	935	11	62,792	42,586	1,908	29%	37%
Rhode Island	1,303	19	92,144	5,532	1,809	38%	9%
South Dakota	450	12	116,789	109,300	1,792	-7%	-26%
North Dakota	314	8	124,289	120,023	1,774	-9%	-25%
Connecticut	636	9	57,778	2,749	1,774	28%	25%
Mississippi	817	14	80,333	61,187	1,736	21%	38%
Louisiana	792	10	74,606	60,311	1,694	51%	23%
Illinois	552	11	81,184	N/A	1,523	2%	-2%
Michigan	349	12	56,329	41,563	1,416	-10%	-3%
Arizona	1,220	21	84,980	11,678	1,393	45%	60%
Pennsylvania	658	17	56,543	40,657	1,384	-6%	11%
Arkansas	1,023	14	84,524	72,863	1,340	38%	4%
Indiana	797	11	83,725	54,201	1,335	2%	10%
Iowa	542	9	94,033	81,010	1,312	12%	-26%
New Mexico	665	13	74,473	37,071	1,311	0%	4%
DC	410	5	45,046	31,389	1,158	8%	-8%
Tennessee	953	16	95,746	82,762	1,140	-18%	21%
S. Carolina	912	9	68,857	31,797	1,129	33%	58%
Nevada	786	13	80,700	N/A	1,126	1%	26%
Alabama	873	13	81,967	43,173	1,088	13%	9%
Georgia	890	7	71,302	N/A	1,079	39%	25%
Kansas	654	13	83,633	1,661	1,078	25%	48%
Florida	742	6	68,769	N/A	1,067	40%	26%

## 26 - 51

	Average over last 7 days		Total Since 22 Jan			Change from 14d Ago* in 14 day avg of daily new	
	New Confirmed	New Deaths	Total Confirmed	Total Recovered	Total Deaths	Confirmed	Deaths
Texas	745	10	67,878	53,764	1,051	25%	34%
Maryland	505	7	50,726	1,559	1,037	21%	-6%
Minnesota	406	7	77,411	73,543	1,024	-9%	-19%
Missouri	509	9	70,830	N/A	999	10%	-23%
Delaware	849	6	67,032	19,359	998	6%	-7%
Montana	527	11	80,769	75,074	988	1%	25%
Wisconsin	589	8	94,507	81,214	957	5%	-24%
Nebraska	519	6	90,997	62,411	910	7%	8%
Colorado	494	7	62,713	3,319	904	-2%	-8%
West Virginia	809	16	56,475	39,272	883	17%	15%
Idaho	572	7	83,750	36,252	858	-11%	1%
Wyoming	483	13	80,918	76,985	845	-5%	123%
Ohio	679	7	66,478	54,246	824	-1%	10%
California	1,052	12	68,785	N/A	759	-2%	76%
N. Carolina	794	9	59,419	46,442	721	33%	40%
Oklahoma	985	8	83,741	72,188	698	26%	28%
Kentucky	857	6	67,960	8,731	649	37%	-1%
New Hampshire	541	9	37,949	32,564	639	10%	53%
Virginia	587	4	46,729	3,866	631	26%	19%
Washington	304	4	35,666	N/A	486	35%	112%
Utah	1,004	4	95,447	77,790	434	33%	12%
Oregon	269	4	29,799	1,392	380	1%	-35%
Maine	394	8	21,796	8,730	321	25%	65%
Alaska	414	2	68,646	9,794	306	-4%	0%
Vermont	269	4	14,370	9,640	250	52%	-9%
Hawaii	129	2	16,658	8,446	218	27%	109%

\*Change from 14d ago:  
Compares 14d-avgs. of Daily New Cases/Deaths  
today with 14d-avgs. from 14d ago

In the past 14 days, **Maine** saw a 33% increase in cases (+5,518 per 1M)

Sorted by Total Deaths / 1M

N/As due to states revising and updating case counts





# United States: Raw Volume



## 1 - 25

	Average over last 7 days		Total Since 22 Jan			Change from 14d Ago* in 14 day avg of daily new	
	New Confirmed	New Deaths	Total Confirmed	Total Recovered	Total Deaths	Confirmed	Deaths
New York	15,956	174	1,135,592	109,982	39,632	38%	24%
Texas	21,615	283	1,968,189	1,558,945	30,479	25%	34%
California	41,562	481	2,717,862	N/A	30,004	-2%	76%
Florida	15,939	132	1,477,010	N/A	22,912	40%	26%
New Jersey	5,625	92	584,828	59,705	19,854	8%	39%
Illinois	6,990	139	1,028,750	N/A	19,293	2%	-2%
Pennsylvania	8,422	212	723,865	520,490	17,717	-6%	11%
Michigan	3,490	120	562,553	415,079	14,145	-10%	-3%
Massachusetts	6,447	77	432,791	293,522	13,151	29%	37%
Georgia	9,449	71	757,045	N/A	11,458	39%	25%
Arizona	8,880	154	618,546	85,004	10,141	45%	60%
Ohio	7,941	79	777,065	634,085	9,627	-1%	10%
Indiana	5,369	73	563,653	364,890	8,985	2%	10%
Louisiana	3,682	48	346,829	280,373	7,873	51%	23%
Tennessee	6,510	109	653,869	565,197	7,785	-18%	21%
N. Carolina	8,323	94	623,188	487,090	7,567	33%	40%
Connecticut	2,268	32	205,994	9,800	6,324	28%	25%
Maryland	3,051	40	306,674	9,427	6,272	21%	-6%
Missouri	3,125	57	434,711	N/A	6,133	10%	-23%
S. Carolina	4,694	49	354,525	163,716	5,811	33%	58%
Minnesota	2,290	41	436,572	414,756	5,775	-9%	-19%
Wisconsin	3,431	44	550,260	472,862	5,570	5%	-24%
Virginia	5,013	37	398,856	32,998	5,383	26%	19%
Alabama	4,281	66	401,900	211,684	5,334	13%	9%
Colorado	2,843	39	361,148	19,113	5,208	-2%	-8%

## 26 - 51

	Average over last 7 days		Total Since 22 Jan			Change from 14d Ago* in 14 day avg of daily new	
	New Confirmed	New Deaths	Total Confirmed	Total Recovered	Total Deaths	Confirmed	Deaths
Mississippi	2,432	42	239,082	182,103	5,167	21%	38%
Iowa	1,710	27	296,682	255,593	4,138	12%	-26%
Arkansas	3,086	42	255,076	219,887	4,043	38%	4%
Washington	2,314	34	271,595	N/A	3,698	35%	112%
Nevada	2,422	41	248,569	N/A	3,467	1%	26%
Kansas	1,905	38	243,648	4,838	3,141	25%	48%
Kentucky	3,828	25	303,624	39,006	2,901	37%	-1%
Oklahoma	3,899	31	331,362	285,645	2,761	26%	28%
New Mexico	1,395	28	156,157	77,731	2,749	0%	4%
Rhode Island	1,381	20	97,614	5,860	1,916	38%	9%
Nebraska	1,004	13	176,026	120,729	1,760	7%	8%
Oregon	1,134	15	125,683	5,870	1,604	1%	-35%
South Dakota	398	10	103,318	96,693	1,585	-7%	-26%
West Virginia	1,451	29	101,212	70,382	1,582	17%	15%
Idaho	1,023	12	149,667	64,785	1,534	-11%	1%
Utah	3,218	13	305,999	249,390	1,392	33%	12%
North Dakota	239	6	94,716	91,465	1,352	-9%	-25%
Montana	563	12	86,324	80,237	1,056	1%	25%
Delaware	827	6	65,273	18,851	972	6%	-7%
New Hampshire	736	13	51,600	44,277	869	10%	53%
DC	290	3	31,791	22,153	817	8%	-8%
Wyoming	280	7	46,832	44,556	489	-5%	123%
Maine	529	10	29,298	11,735	432	25%	65%
Hawaii	183	3	23,586	11,958	308	27%	109%
Alaska	303	1	50,218	7,165	224	-4%	0%
Vermont	168	2	8,967	6,015	156	52%	-9%

\*Change from 14d ago:  
Compares 14d-avgs. of Daily New Cases/Deaths  
today with 14d-avgs. from 14d ago

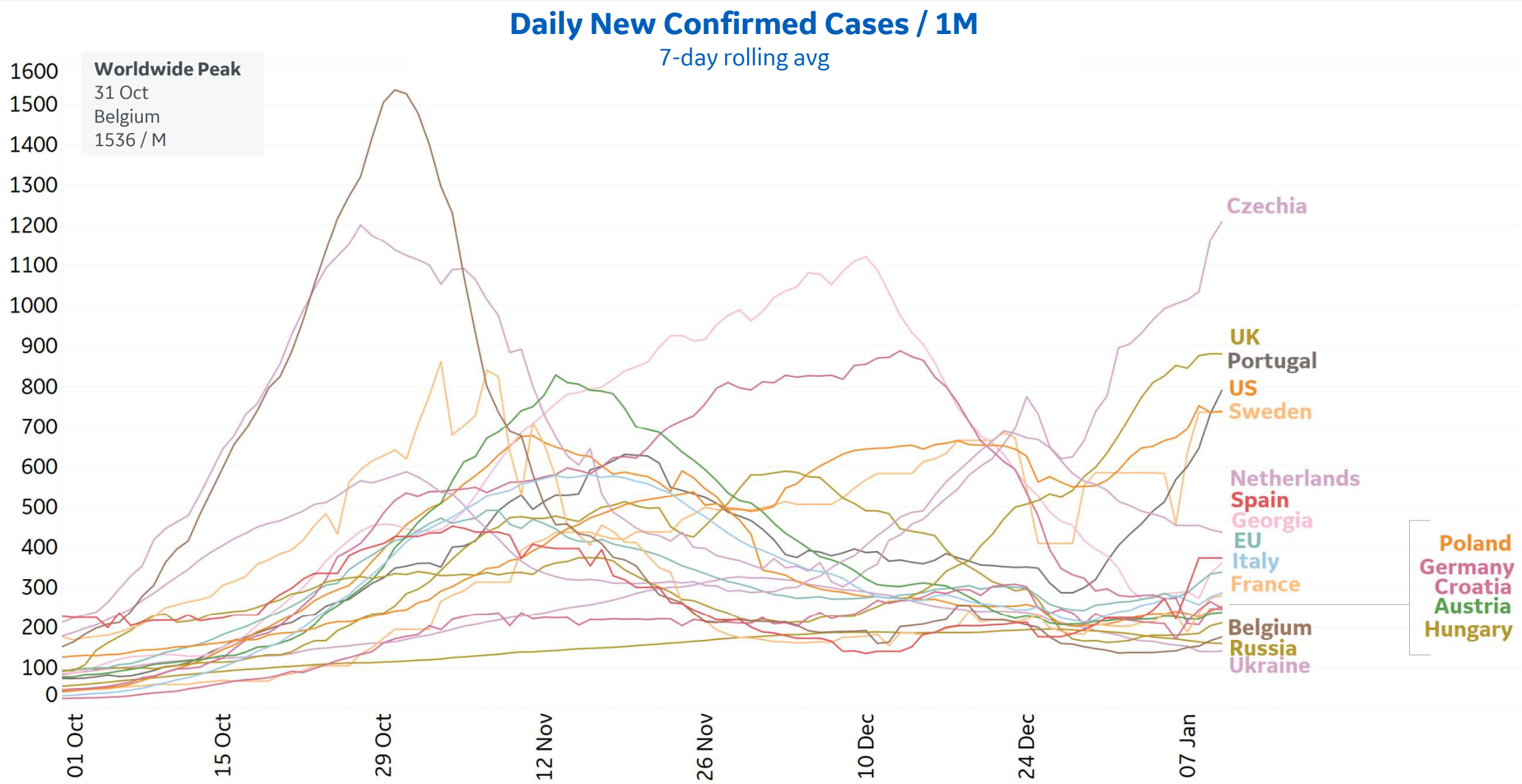
Total cases in **California, Texas, Florida, New York, and Illinois**  
account for 37% of cases in the **US**

Sorted by Raw Total Deaths

N/As due to states revising and updating case counts



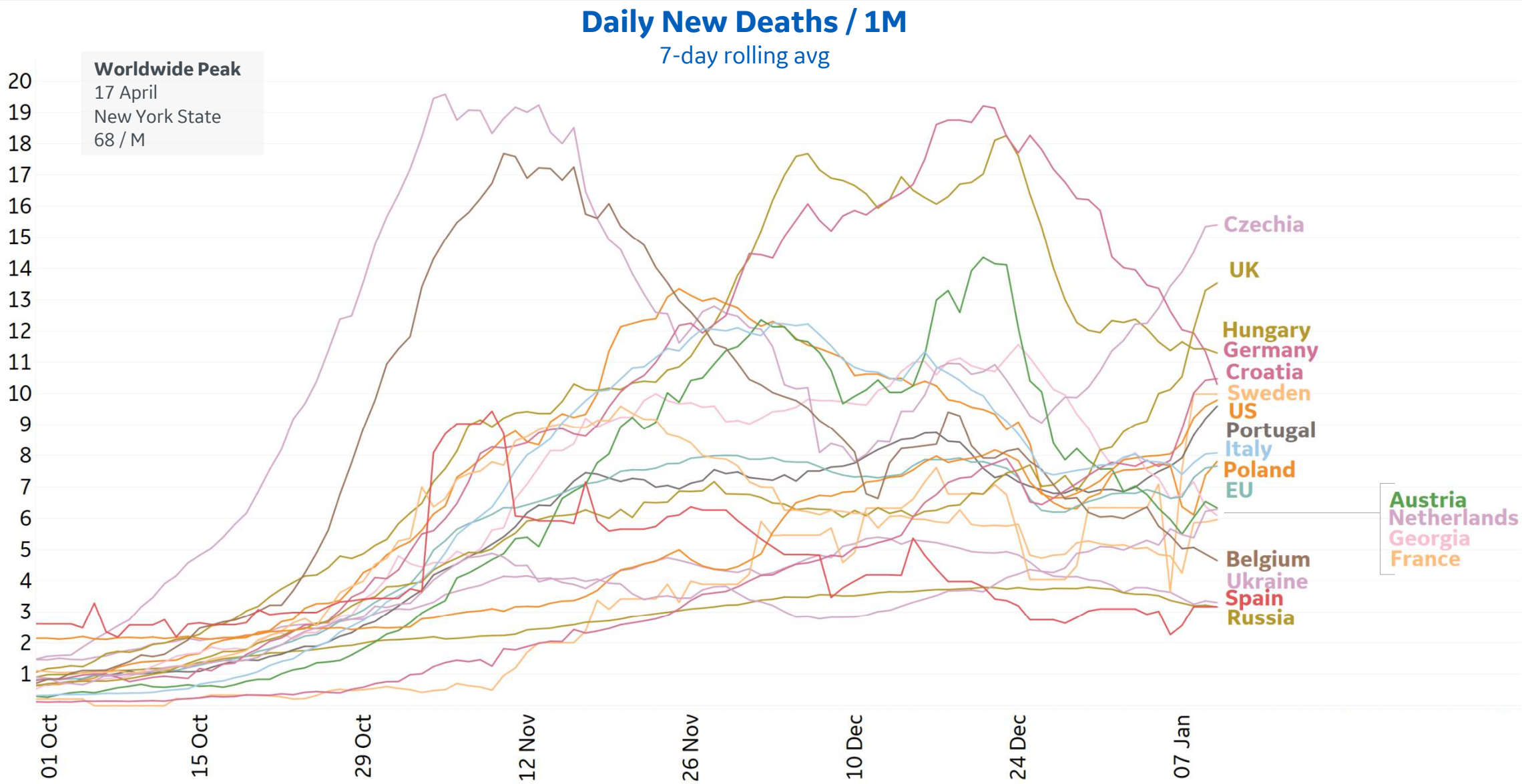
# New Confirmed Cases in Select Countries







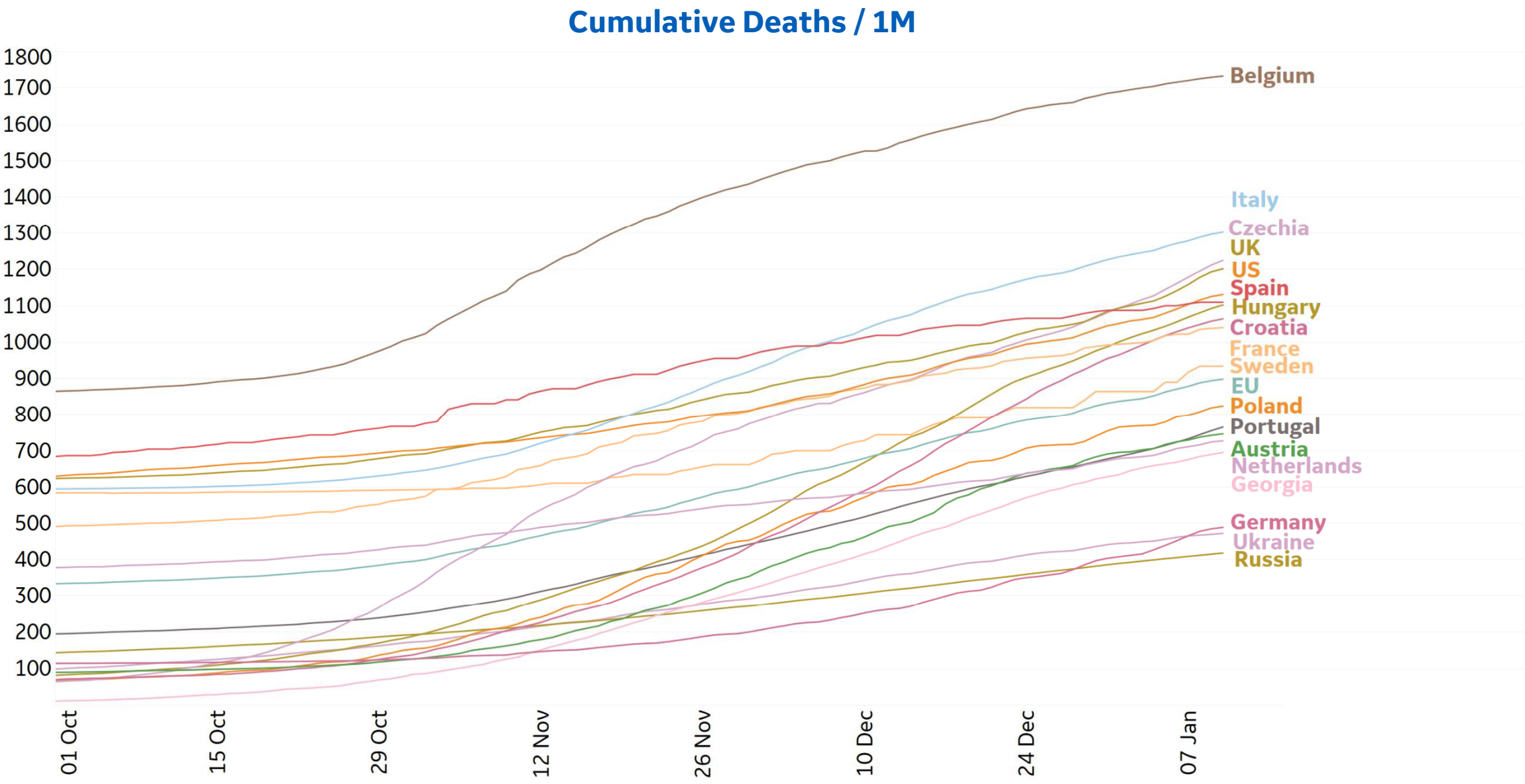
# New Deaths in Select Countries





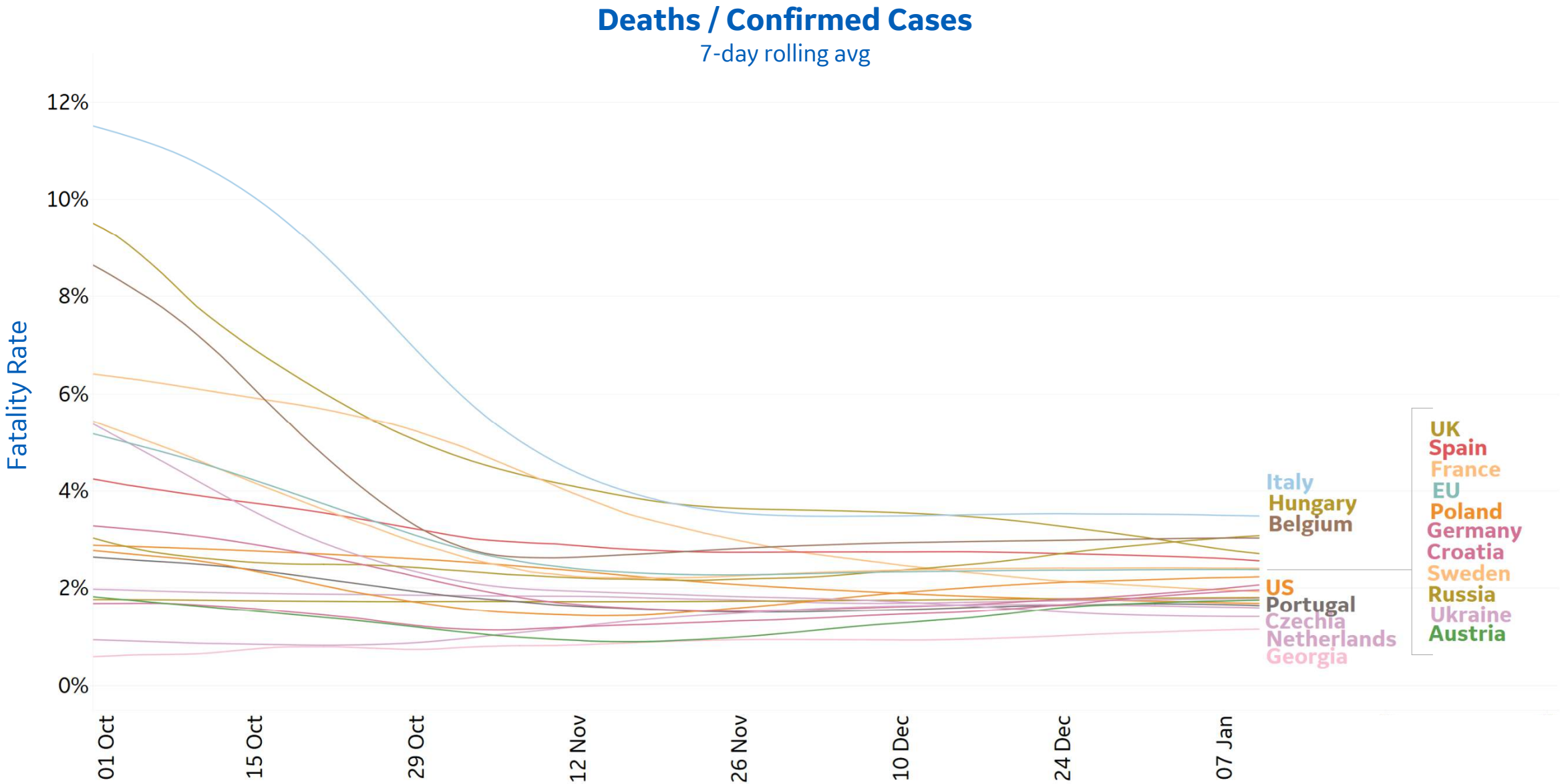


# Cumulative Deaths in Select Countries





# Fatality Rate in Select Countries





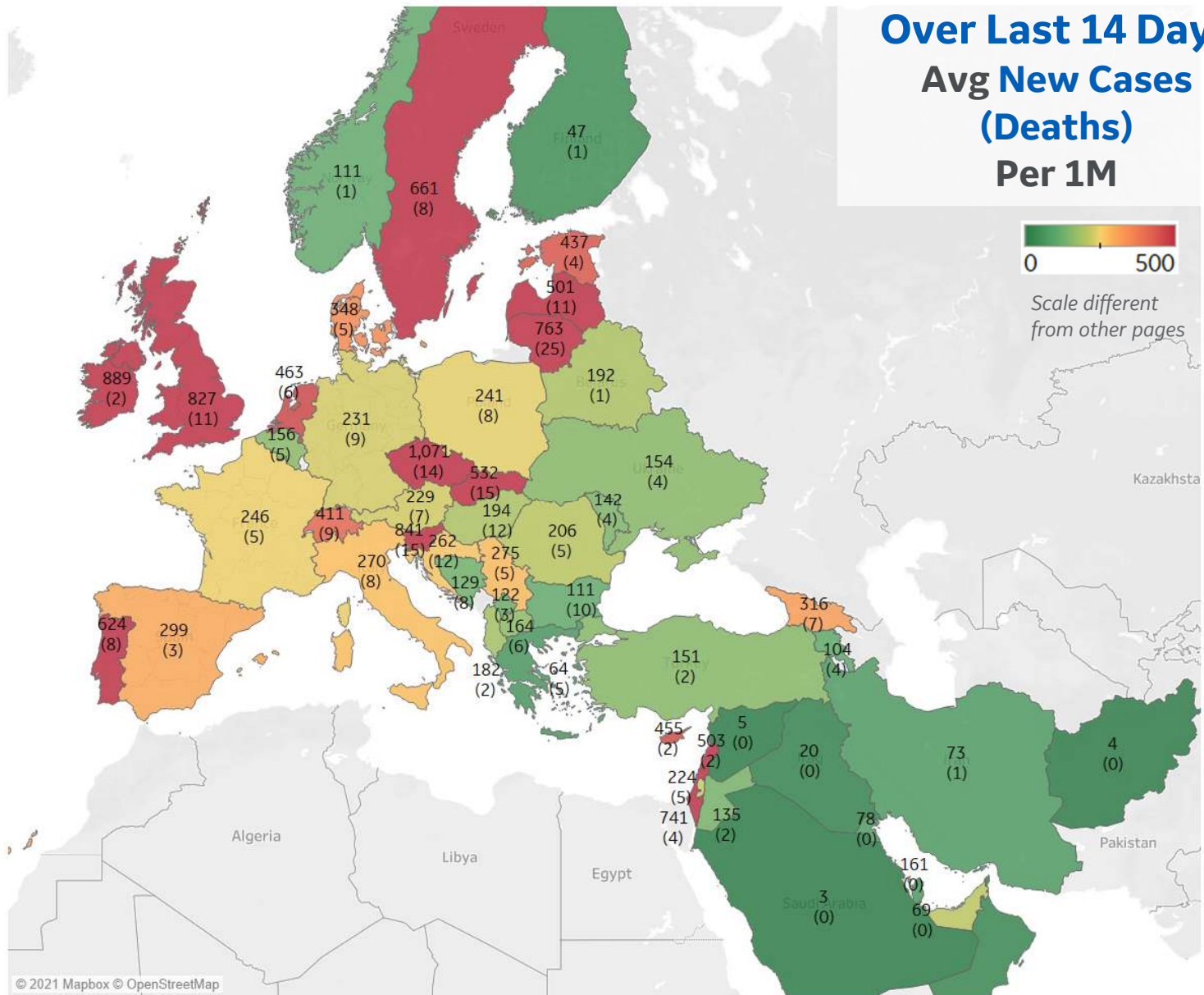
## Per 1M in Region

	Today	Change
Active Cases	13,449	+1%
Confirmed	201 new	+1%
Deaths	3 new	+0%
Recovered	115 new	+1%

## Most Daily New Cases / 1M

Czechia	1,071
Ireland	889
Slovenia	841
UK	827
Lithuania	763
Israel	741
Sweden	661
Portugal	624
Slovakia	532
Lebanon	503

\* Excludes regions with population < 1M





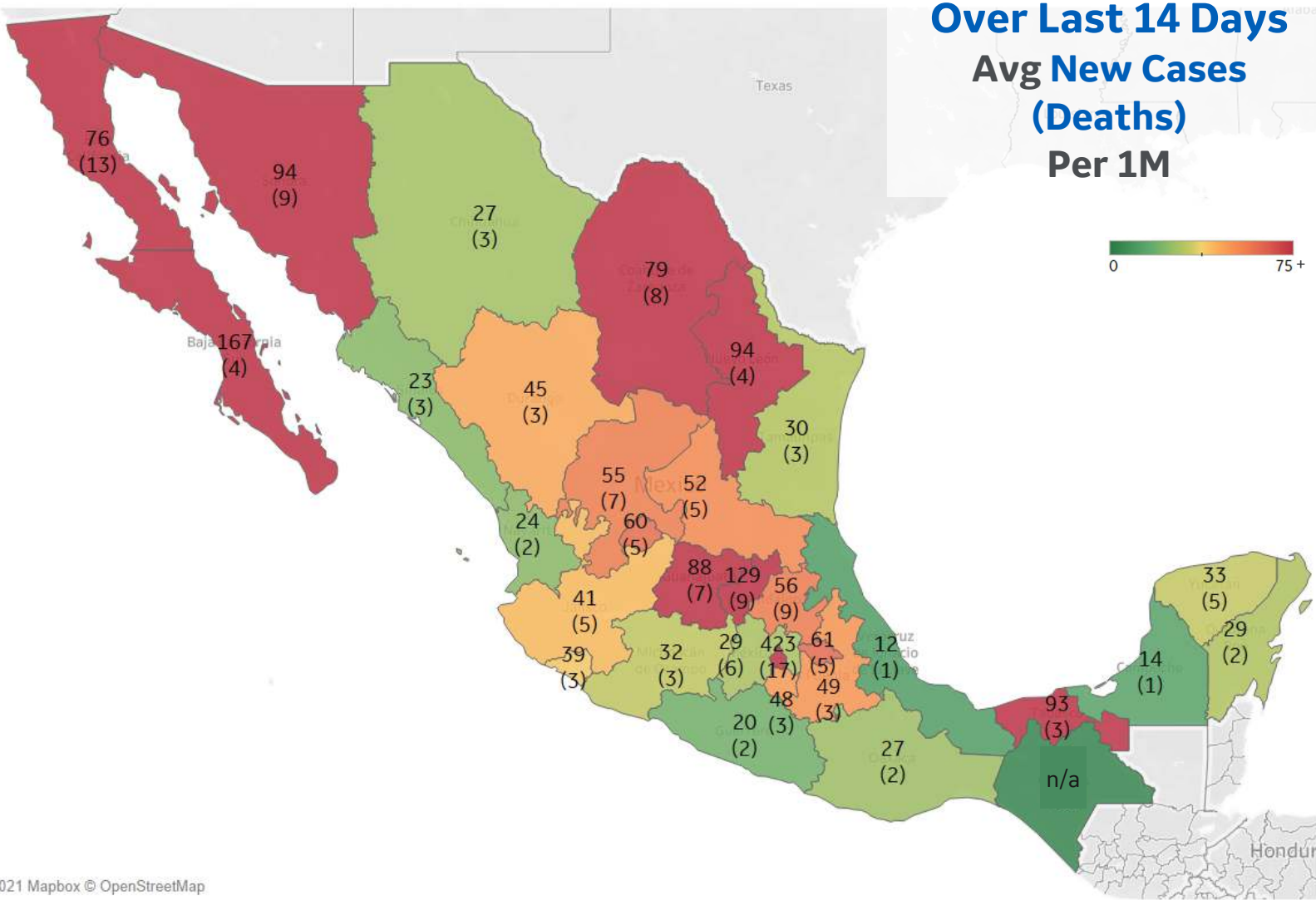


## Per 1M in Region

	Today	Change
Active Cases	1,938	+1%
Confirmed	78 new	+0.7%
Deaths	4 new	+0.4%
Recovered	56 new	+0.6%

## Most Daily New Cases / 1M

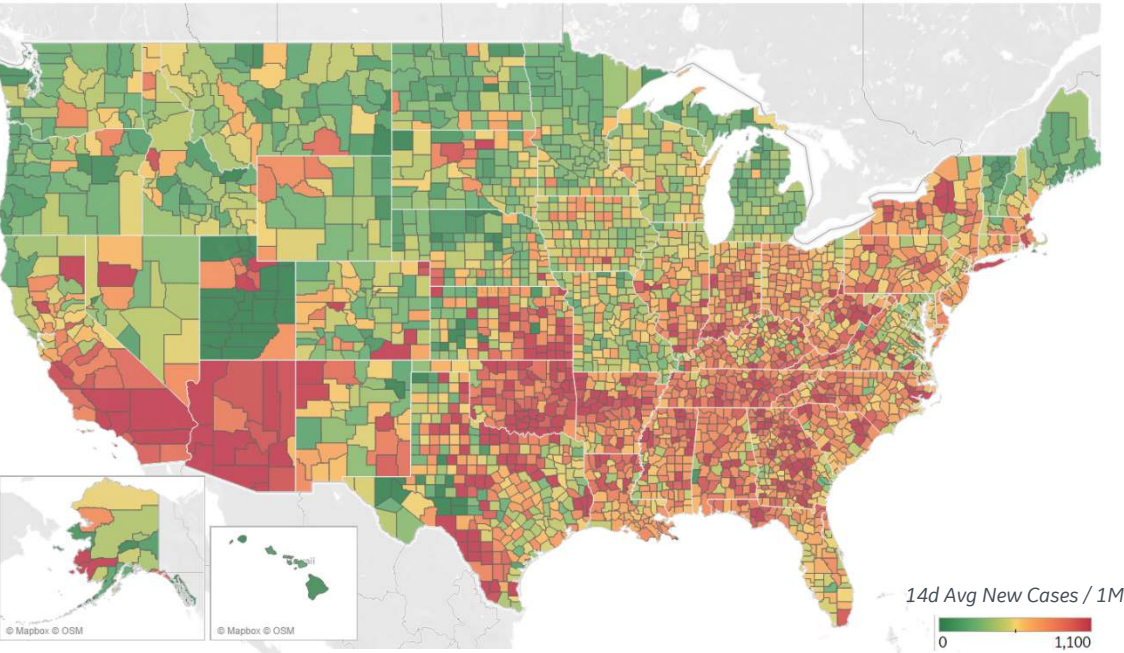
Distrito Federal	423
Baja California Sur	167
Querétaro	129
Nuevo León	94
Sonora	94
Tabasco	93
Guanajuato	88
Coahuila	79
Baja California	76
Nacional	73





# US Counties: Recent Cases and Deaths

## Average New Cases per 1M Over Last 14 Days

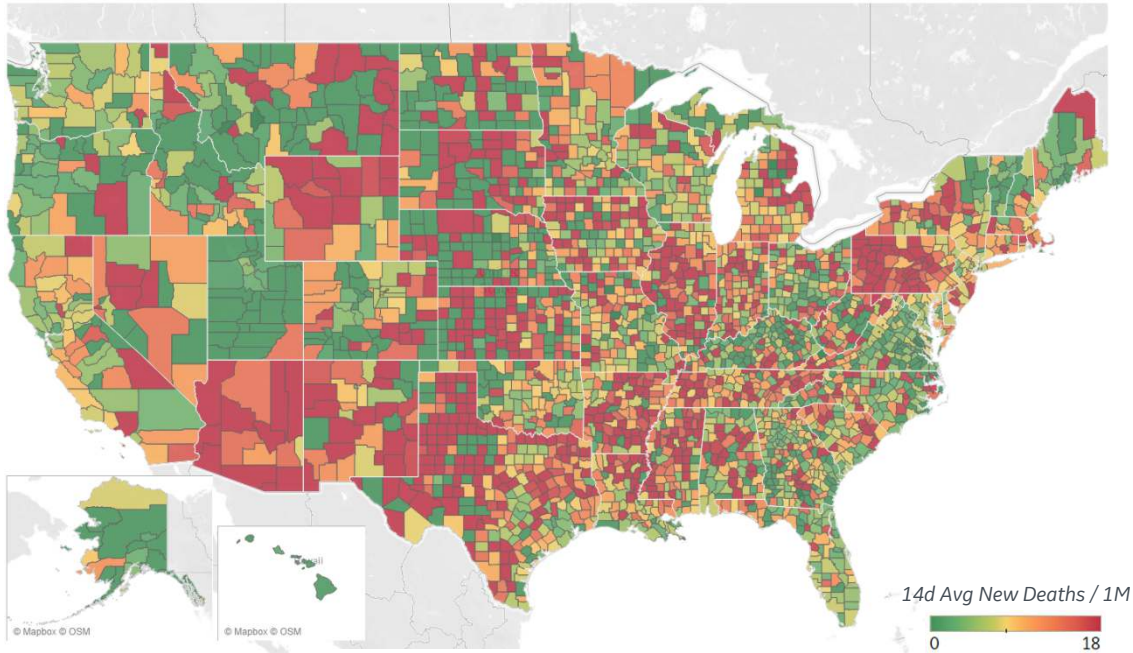


### Top 10 by New Confirmed

Avg New Confirmed Cases / 1M

San Bernardino County, CA	1,433
Los Angeles County, CA	1,426
Riverside County, CA	1,351
Ventura County, CA	1,344
Maricopa County, AZ	1,269
Greenville County, SC	1,225
Kern County, CA	1,212
Benton County, AR	1,187
Cherokee County, GA	1,152
Suffolk County, NY	1,151

## Average New Deaths per 1M Over Last 14 Days



### Top 10 by New Deaths

Avg New Deaths/ 1M

Westmoreland County, PA	20
Los Angeles County, CA	20
Stark County, OH	19
El Paso County, TX	19
Summit County, OH	19
Pima County, AZ	19
York County, PA	18
Erie County, PA	18
Lubbock County, TX	18
Providence County, RI	18

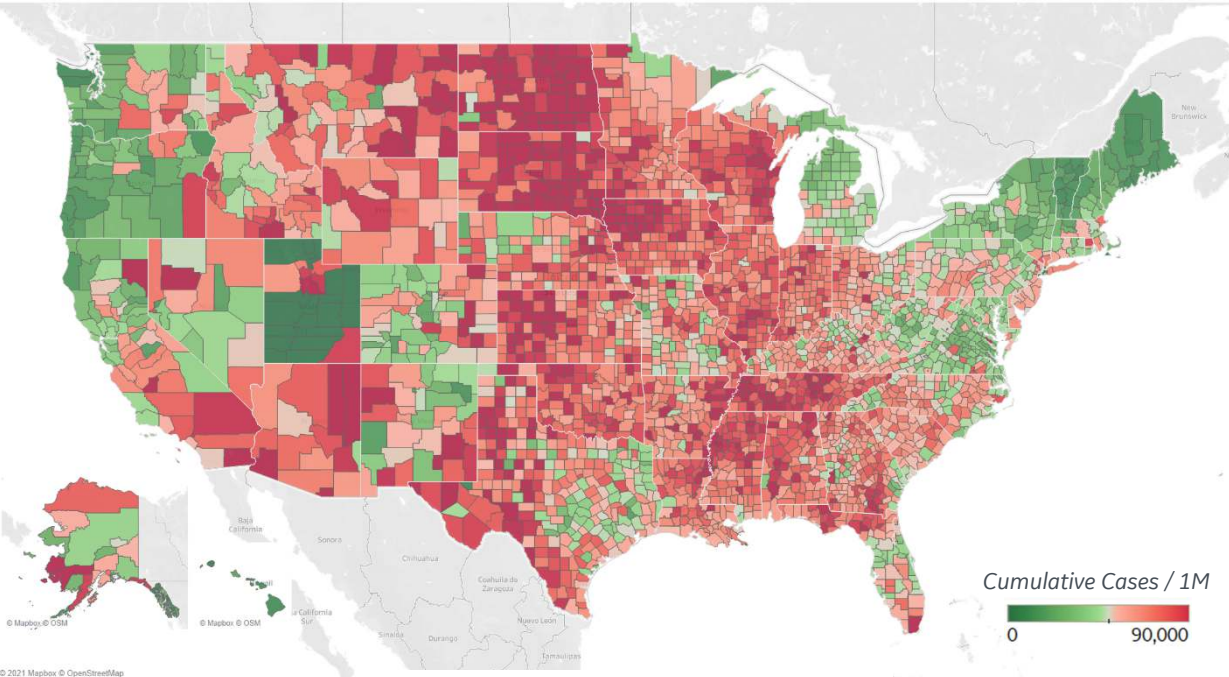
**Note:** Lists includes counties  
≥ 250K population





# US Counties: Cumulative Cases and Deaths

## Confirmed **Cases** per 1M to date

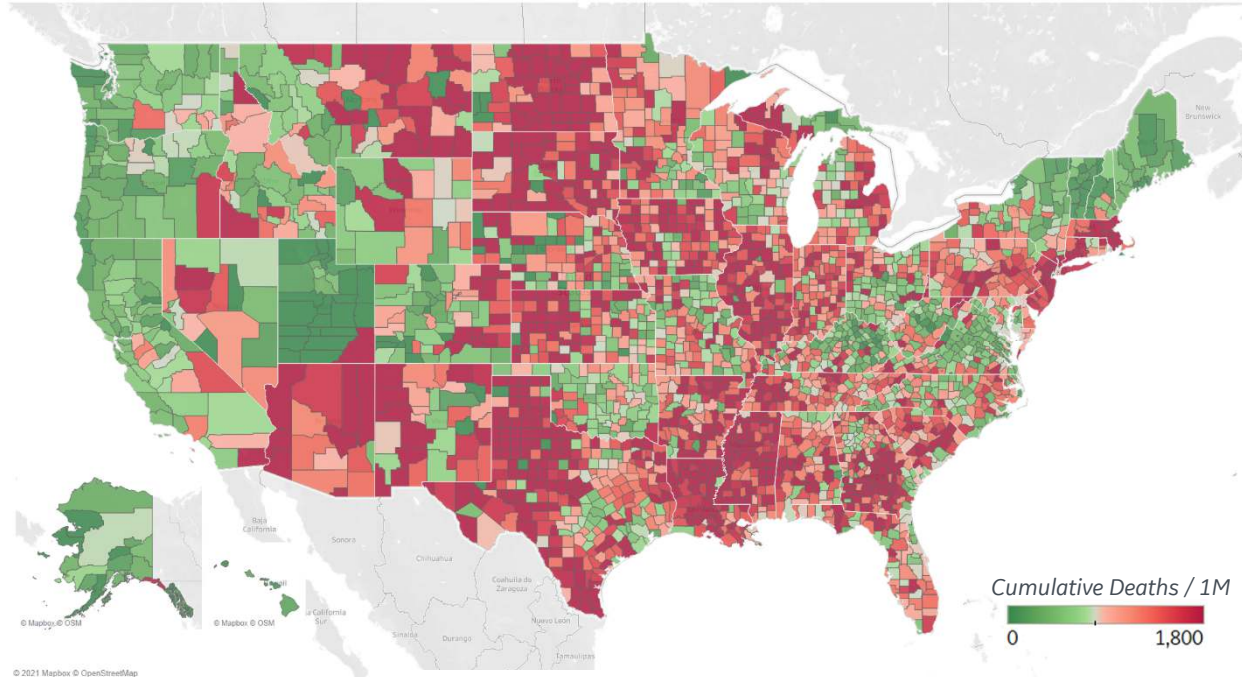


### Top 10 Counties

Total Confirmed Cases / 1M

Lubbock County, TX	142,442
El Paso County, TX	122,965
Miami-Dade County, FL	120,211
Utah County, UT	116,732
Brown County, WI	110,663
San Bernardino County, CA	104,976
Webb County, TX	103,816
Milwaukee County, WI	101,912
Salt Lake County, UT	100,933
Douglas County, NE	98,917

## Reported **Deaths** per 1M to date



### Top 10 Counties

Total Reported Deaths / 1M

New York City*	4,726
Essex County, NJ	3,040
Passaic County, NJ	3,009
Union County, NJ	2,863
Cameron County, TX	2,838
Hudson County, NJ	2,603
Hidalgo County, TX	2,587
Bergen County, NJ	2,549
Rockland County, NY	2,425
Ocean County, NJ	2,406

**Note:** Lists includes counties  $\geq 250K$  population

\* New York City counties aggregated into one reporting area





## Per 1M in Region

	Today	Change
Active Cases	2,188	+0.9%
Confirmed	193 new	+1.1%
Deaths	2 new	+0.5%
Recovered	171 new	+1.2%

## Most Daily New Cases / 1M

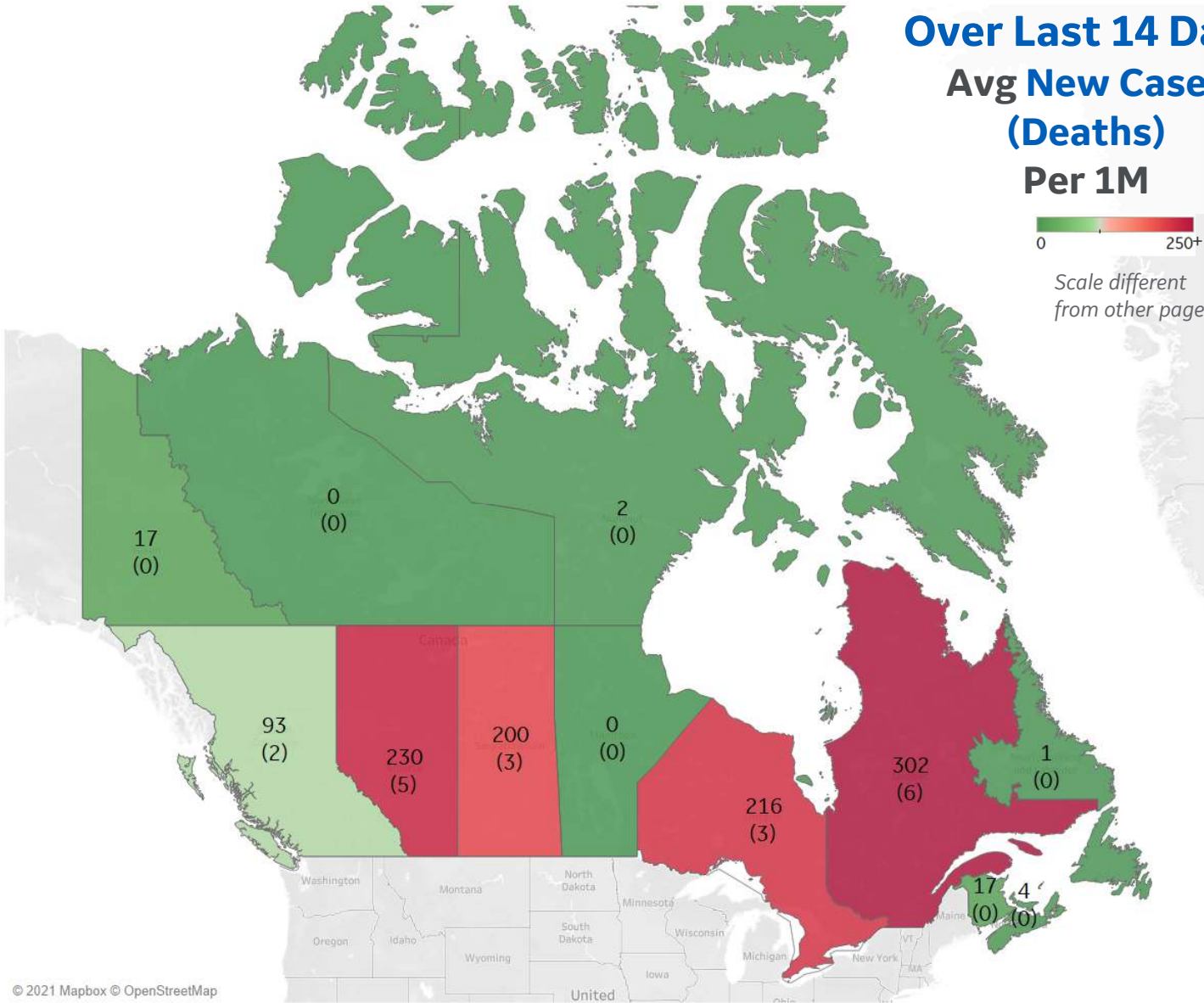
Quebec	302
Alberta	230
Ontario	216
Saskatchewan	200
British Columbia	93

\* Excludes regions with population < 1M

## Over Last 14 Days Avg New Cases (Deaths) Per 1M



Scale different  
from other pages





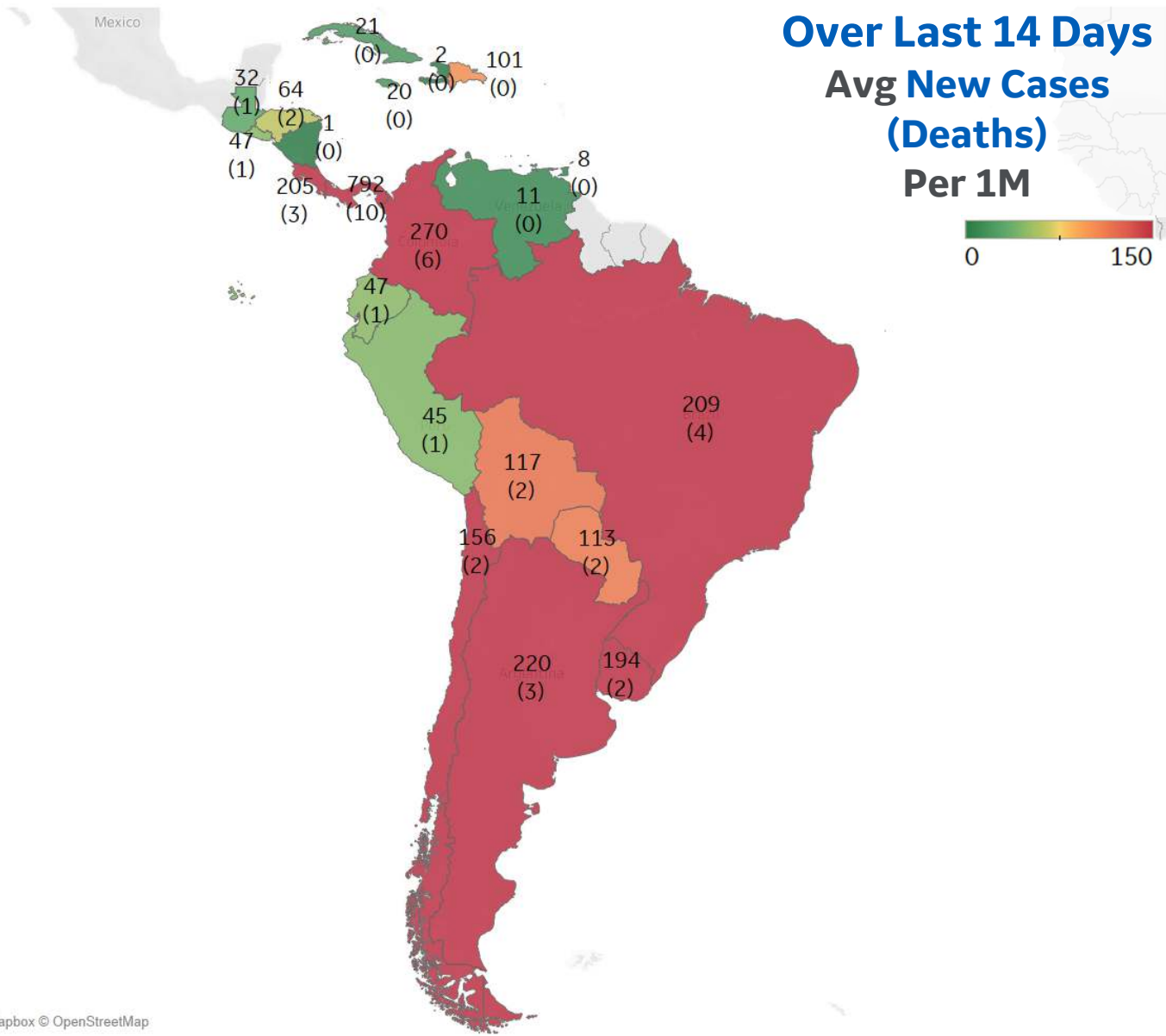
## Per 1M in Region

	Today	Change
Active Cases	2,500	+1%
Confirmed	130 new	+0.5%
Deaths	2 new	+0.3%
Recovered	107 new	+0.4%

## Most Daily New Cases / 1M

Panama	792
Colombia	270
Argentina	220
Brazil	209
Costa Rica	205
Uruguay	194
Chile	156
Bolivia	117
Paraguay	113
Dom. Rep.	101

\* Excludes regions with population < 1M





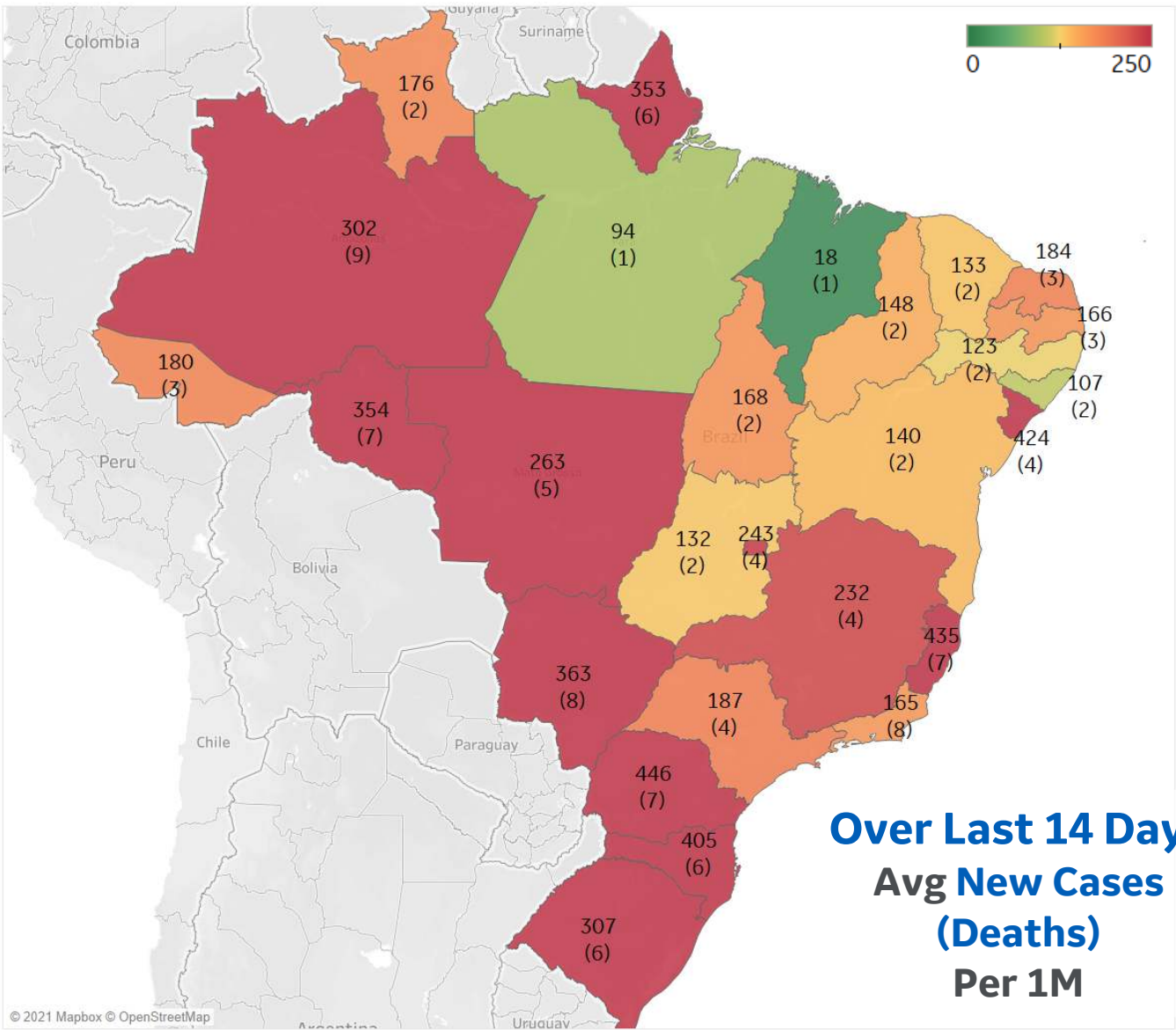
## Per 1M in Region

	Today	Change
Active Cases	3,158	+1%
Confirmed	140 new	+0.4%
Deaths	2 new	+0.2%
Recovered	122 new	+0.4%

## Most Daily New Cases / 1M

Paraná	446
Espírito Santo	435
Sergipe	424
Santa Catarina	405
MatoGrosso do ..	363
Rondônia	354
Rio Grande do ..	307
Amazonas	302
MatoGrosso	263
Distrito Federal	243

\* Excludes regions with population < 1M



Over Last 14 Days  
Avg New Cases  
(Deaths)  
Per 1M





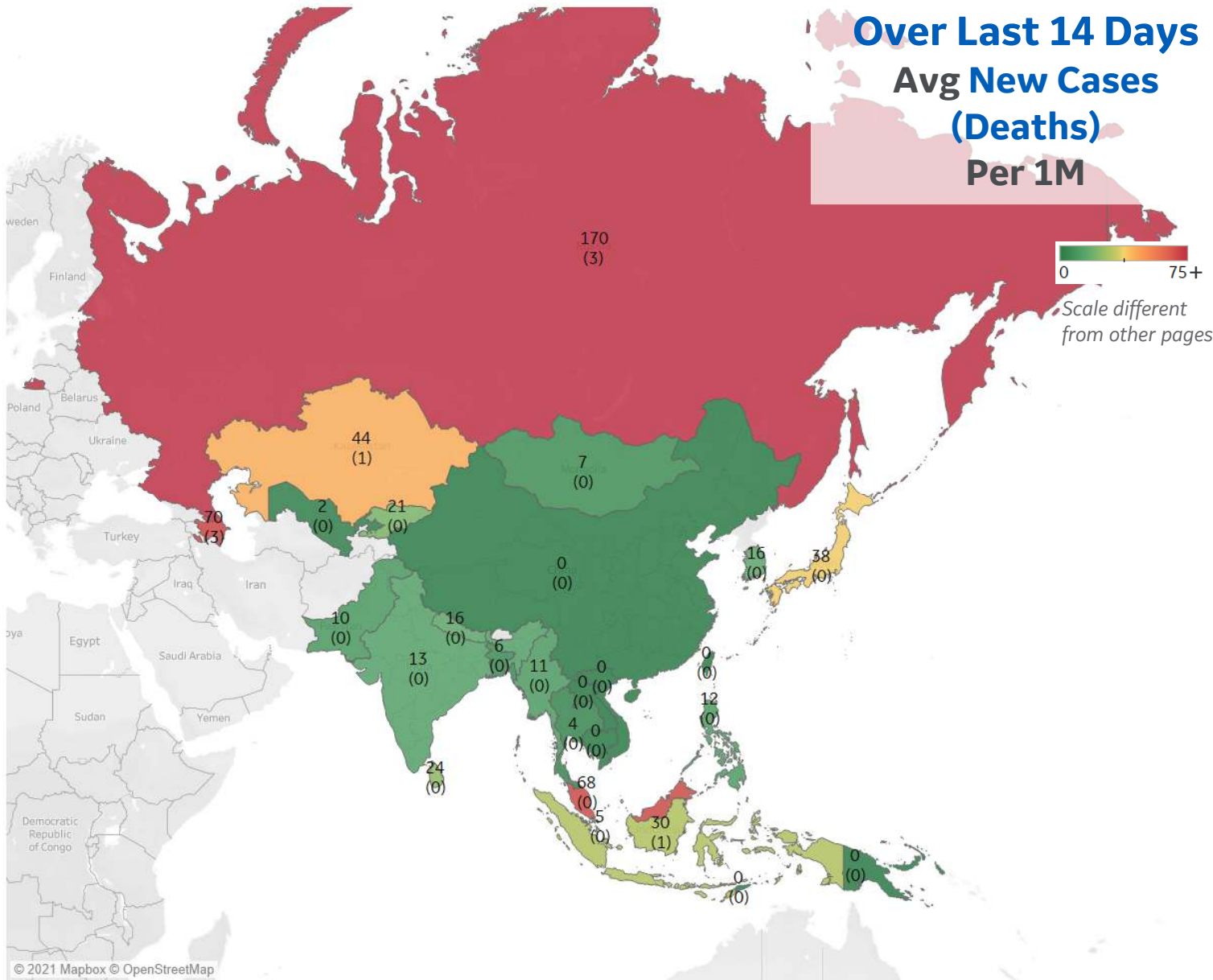
## Per 1M in Region

	Today	Change
Active Cases	272	-0.5%
Confirmed	15 new	+0.4%
Deaths	0.2 new	+0.3%
Recovered	17 new	+0.5%

## Most Daily New Cases / 1M

Russia	170
Azerbaijan	70
Malaysia	68
Kazakhstan	44
Japan	38
Indonesia	30
Sri Lanka	24
Kyrgyzstan	21
Nepal	16
South Korea	16

\* Excludes regions with population < 1M





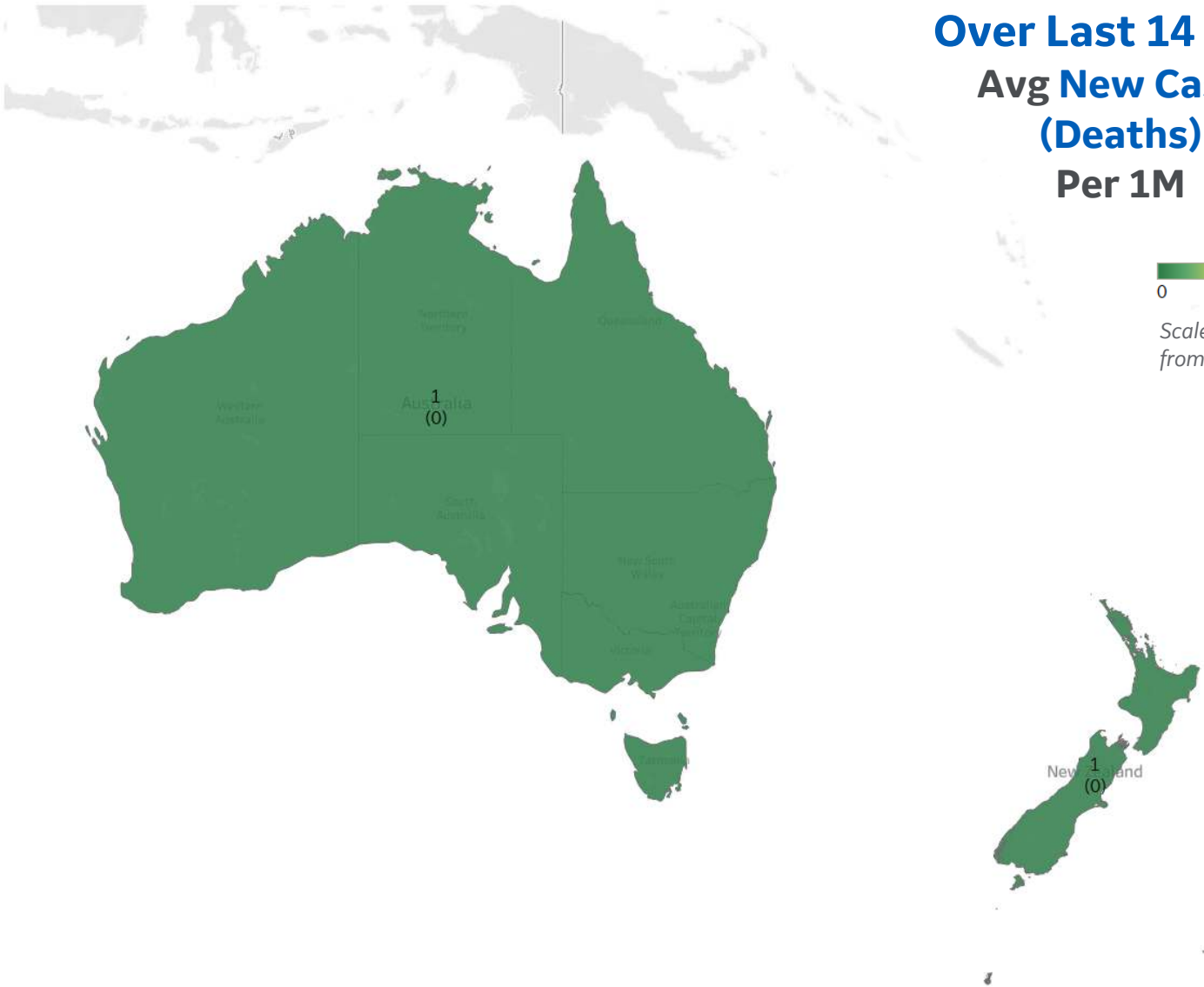
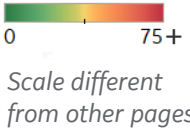
## Per 1M in Region

	Today	Change
Active Cases	62	+0.4%
Confirmed	1 new	+0.1%
Deaths	0 new	+0%
Recovered	0 new	+0%

## Most Daily New Cases / 1M

Australia	1
New Zealand	1

## Over Last 14 Days Avg New Cases (Deaths) Per 1M





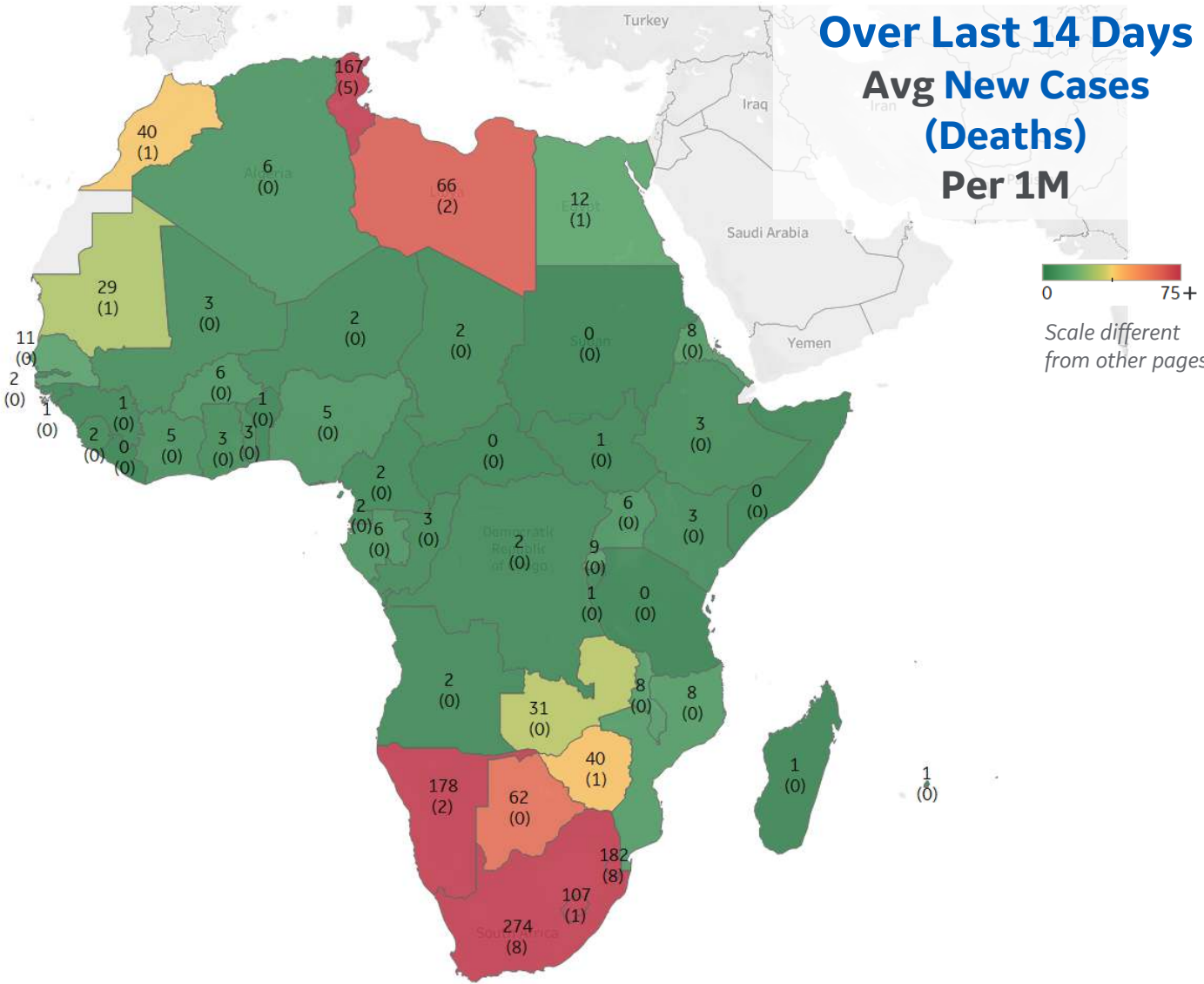
## Per 1M in Region

	Today	Change
Active Cases	383	+3%
Confirmed	23 new	+1.0%
Deaths	0.4 new	+1%
Recovered	12 new	+0.7%

## Most Daily New Cases / 1M

South Africa	274
Eswatini	182
Namibia	178
Tunisia	167
Lesotho	107
Libya	66
Botswana	62
Zimbabwe	40
Morocco	40
Zambia	31

\* Excludes regions with population < 1M







# Sources



\*\* Per 1M = Per 1 Million Population unless otherwise noted

**Johns Hopkins Coronavirus Resource Center:**

<https://coronavirus.jhu.edu/map.html>

**Worldometer Coronavirus Reporting:**

<https://www.worldometers.info/coronavirus/>

**Public Health England:**

<https://www.gov.uk/government/publications/covid-19-track-coronavirus-cases>

**US Department of Homeland Security, Homeland Infrastructure Foundation-Level Data:**

<https://hifld-geoplatform.opendata.arcgis.com/datasets/hospitals>

**City of New York, NYC Health:**

<https://www1.nyc.gov/site/doh/covid/covid-19-data.page>

**Chicago Coronavirus Latest Data:**

<https://www.chicago.gov/city/en/sites/covid-19/home/latest-data.html>

**National Health Commission of the PRC:**

<http://www.nhc.gov.cn/xcs/yqtb/202003/bf66696029ba420098164607240074f8.shtml>

**Korean Centers for Disease Control and Prevention:**

[http://www.cdc.go.kr/cdc\\_eng/](http://www.cdc.go.kr/cdc_eng/)

**CDC, Severe Outcomes Among Patients with Coronavirus Disease 2019 (COVID-19):**

<https://www.cdc.gov/mmwr/volumes/69/wr/mm6912e2.htm>

**Italian Department of Civil Protection, COVID Monitoring:**

<http://opendatadpc.maps.arcgis.com/apps/opsdashboard/index.html#/b0c68bce2cce478eaac82fe38d4138b1>

**The COVID Tracking Project:**

<https://covidtracking.com/data/>

**UK Office for National Statistics:**

<https://www.ons.gov.uk/peoplepopulationandcommunity/birthsdeathsandmarriages/deaths/bulletins/deathsregisteredweeklyinenglandandwalesprovisional/weekending24april2020>

**COVID-19 Information for Switzerland:**

<https://www.corona-data.ch/>

**The COVID Tracking Project:**

<https://covidtracking.com/data/api>

**European Centre for Disease Prevention and Control:**

<https://www.ecdc.europa.eu/en/publications-data/download-data-hospital-and-icu-admission-rates-and-current-occupancy-covid-19>

Worldwide Survival Rate, last 30d calculation =

$$\frac{[(Total\ Confirmed - Total\ Confirmed\ 30d\ ago) - (Total\ Deaths - Total\ Deaths\ 30d\ ago)]}{(Total\ Confirmed - Total\ Confirmed\ 30d\ ago)}$$

**Provincial Health Services Authority of Canada. BC Center for Disease Control:**

<http://www.bccdc.ca/about/news-stories/stories/2020/information-on-novel-coronavirus>

**Secretary of Health, Mexico:**

<https://www.gob.mx/salud/en>

**OECD Economic Outlooks, Statistics:**

[https://www.oecd-ilibrary.org/economics/data/oecd-economic-outlook-statistics-and-projections\\_eo-data-en](https://www.oecd-ilibrary.org/economics/data/oecd-economic-outlook-statistics-and-projections_eo-data-en)

**Public Health Authority of Sweden:**

<https://www.folkhalsomyndigheten.se/smittskydd-beredskap/utbrott/aktuella-utbrott/covid-19/bekraftade-fall-i-sverige>

**CDC:**

<https://www.cdc.gov/covid-data-tracker/index.html#demographics>

**CDC Provisional COVID19 Deaths Counts**

<https://data.cdc.gov/NCHS/Provisional-COVID-19-Death-Counts-by-Sex-Age-and-S/9bhg-hcku>

**Canada Regional Data:**

<https://health-infobase.canada.ca/covid-19/epidemiological-summary-covid-19-cases.html#fn1>

**Canada Regional Populations (Q4 2019):**

<https://www150.statcan.gc.ca/t1/tbl1/en/tv.action?pid=1710000901>

**CDC COVID Data Tracker:**

<https://covid.cdc.gov/covid-data-tracker/#vaccinations>

**Oxford Government Response Tracker:**

<https://www.bsg.ox.ac.uk/research/research-projects/coronavirus-government-response-tracker>

**Bloomberg COVID Vaccine Tracker:**

<https://www.bloomberg.com/graphics/covid-vaccine-tracker-global-distribution/>