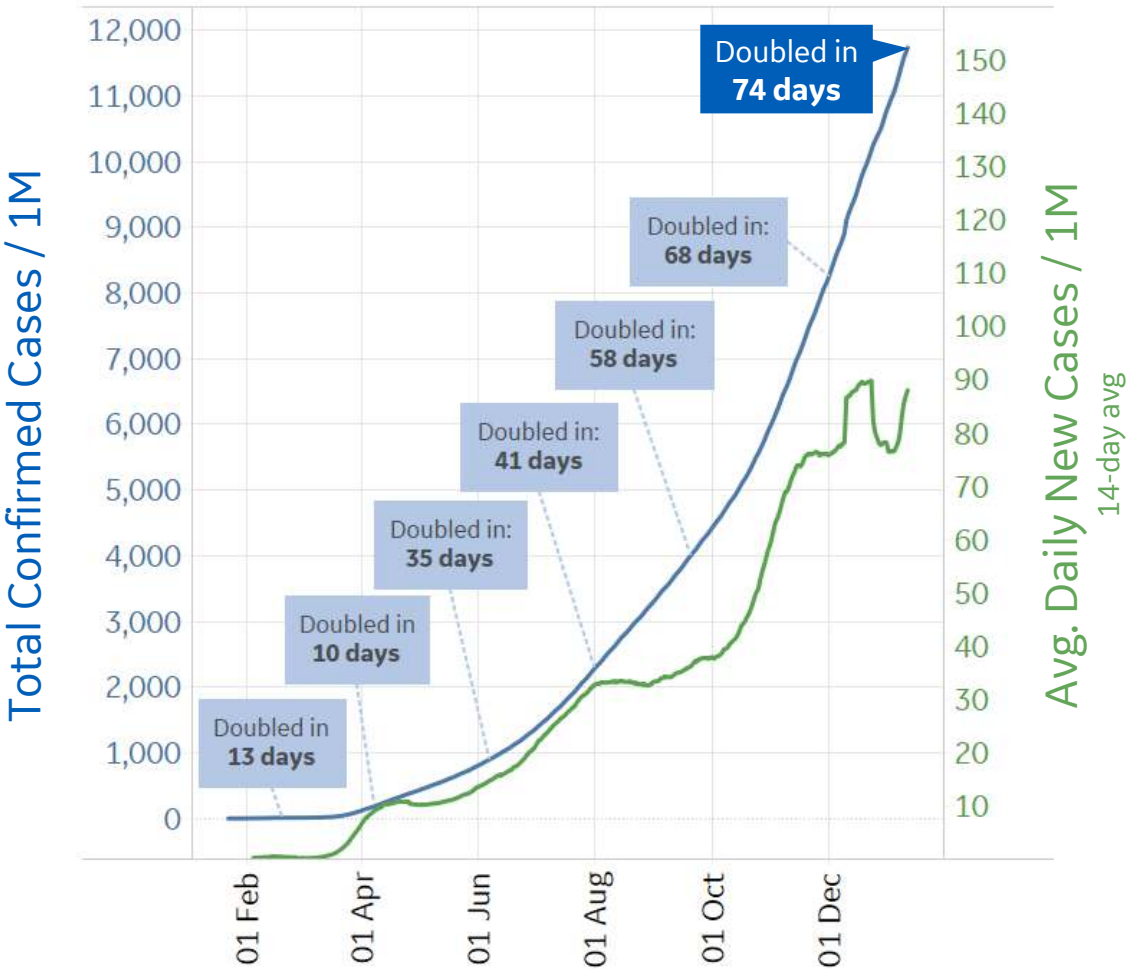




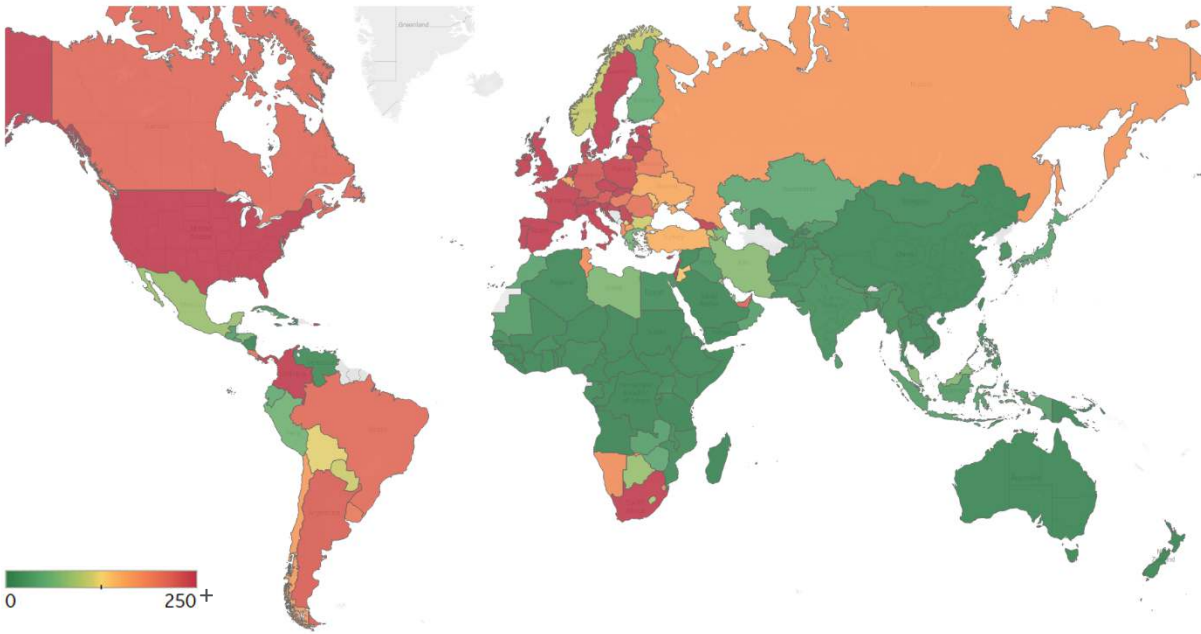
Global Confirmed & Active Cases

Trend since 22 Jan



Avg. Daily New Cases / 1M

Over the last 14 days



Per 1M:	New Today	Change from 30 days ago
Active	40	+66%
Confirmed	79	+27%
Deaths	1	+21%
Recovered	37	+7%
<hr/>		
	To Date	Last 30 Days
Worldwide Survival Rate	97.9%	98.2%

Worldwide Survival Rate = (Confirmed - Deaths) / (Confirmed) in a given time period

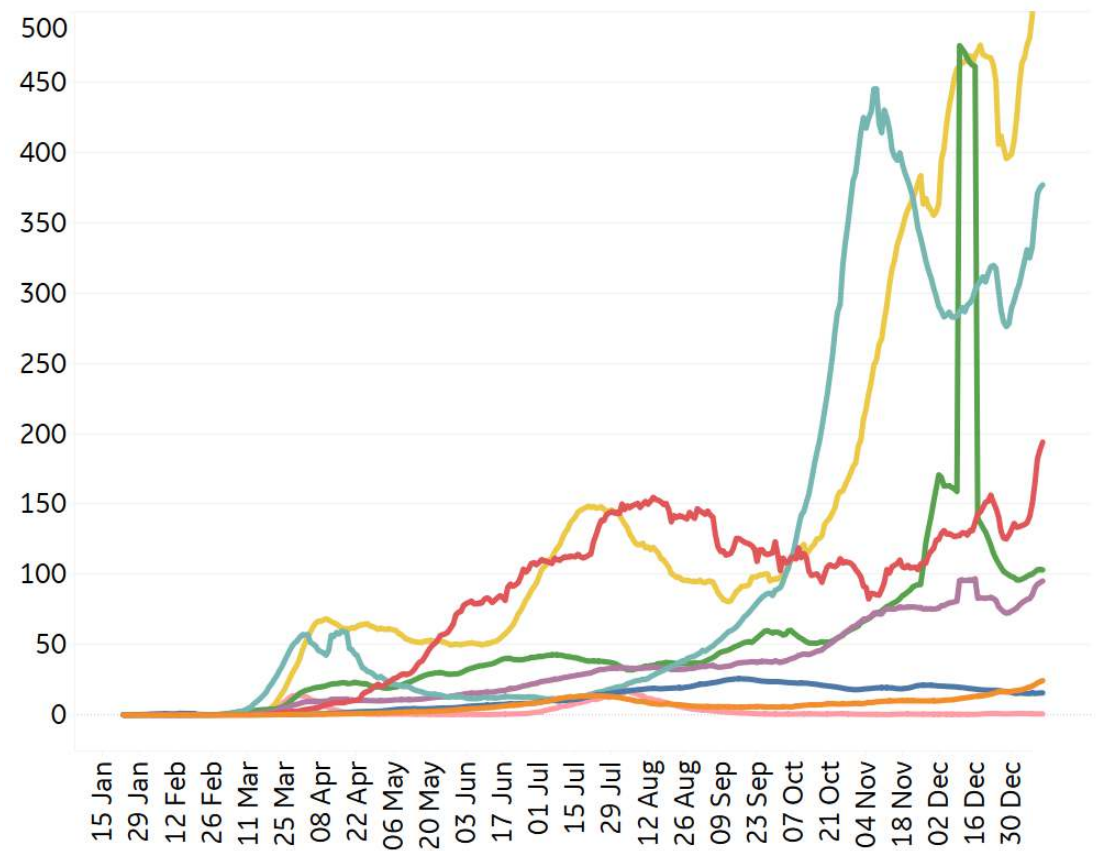


New Confirmed Cases & New Deaths

Key **World** **North America** **Europe** **Middle East** **Cent & South America** **Asia** **Africa** **Oceania**

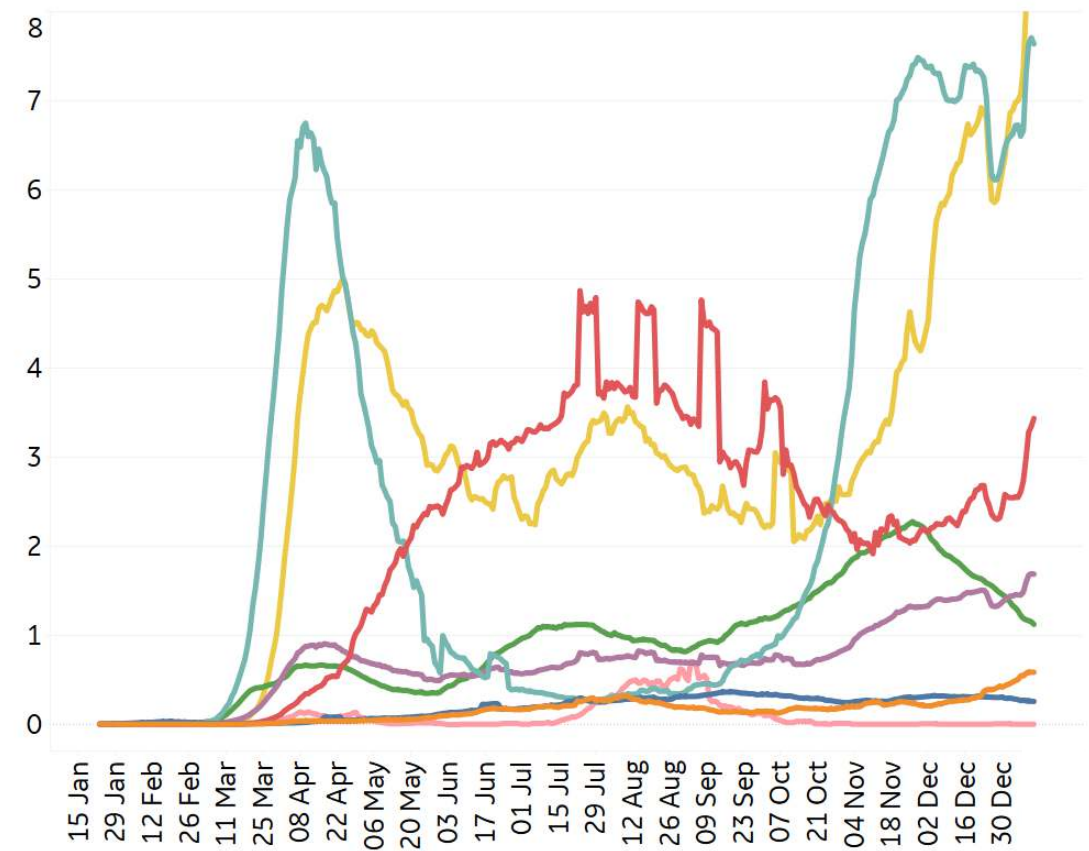
New Confirmed Cases / 1M

7-day rolling average



New Deaths / 1M

7-day rolling average



*Large jump in Middle East confirmed cases due to batched reporting of 823,225 new cases in **Turkey** on 10 Dec



Top 50 Countries: Per 1M



1 - 25

	Average over last 7 days		Total Since 22 Jan			Change from 14d Ago in 14 day avg of daily new	
	New Confirmed	New Deaths	Total Confirmed	Total Recovered	Total Deaths	Confirmed	Deaths
Belgium	177	5	57,398	N/A**	1,736	-16%	-25%
Slovenia	952	13	67,204	54,052	1,454	31%	-13%
Bos. and Herz.	130	9	35,245	24,879	1,320	-32%	-30%
Italy	290	8	37,859	27,023	1,310	16%	-7%
North Macedo..	169	6	41,566	32,636	1,265	-40%	-42%
Czechia	1,184	16	78,014	61,857	1,239	73%	37%
UK	854	14	46,072	N/A**	1,209	71%	62%
Bulgaria	104	8	30,098	19,838	1,185	-33%	-31%
Peru	68	2	31,396	29,415	1,161	21%	1%
US	751	10	68,319	N/A**	1,136	17%	21%
Spain	467	4	45,167	3,216	1,118	82%	2%
Hungary	219	11	35,574	21,114	1,110	-18%	-23%
Croatia	240	10	53,644	51,359	1,073	-46%	-36%
France	279	6	43,581	3,202	1,045	22%	2%
Panama	832	10	65,207	51,181	1,043	22%	19%
Armenia	100	3	54,767	50,577	989	-53%	-43%
Argentina	259	3	38,298	33,603	988	61%	-2%
Switzerland	372	7	55,982	36,697	966	-14%	-17%
Brazil	254	5	38,256	34,217	958	8%	23%
Sweden	737	10	48,466	N/A**	934	23%	51%
Colombia	325	6	35,413	32,086	913	17%	28%
EU	346	8	38,133	18,071	905	14%	3%
Chile	189	3	33,788	31,704	898	56%	40%
Romania	221	5	34,997	31,226	869	-7%	-24%
Poland	255	8	36,737	29,870	826	7%	-2%

26 - 50

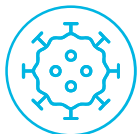
	Average over last 7 days		Total Since 22 Jan			Change from 14d Ago in 14 day avg of daily new	
	New Confirmed	New Deaths	Total Confirmed	Total Recovered	Total Deaths	Confirmed	Deaths
Lithuania	653	15	58,938	34,018	820	-25%	117%
Moldova	119	4	37,100	34,424	782	-47%	-21%
Portugal	808	10	47,985	36,488	777	103%	21%
Kosovo	156	3	29,254	25,280	749	-18%	-42%
Austria	236	6	42,443	39,475	749	1%	-42%
Netherlands	427	6	51,974	647	730	-27%	42%
Georgia	359	6	60,108	56,707	701	-43%	-35%
Slovakia	549	13	38,294	27,518	551	18%	67%
Ireland	1,289	3	30,892	4,732	476	528%	86%
Ukraine	141	3	26,406	18,871	474	-31%	-22%
Costa Rica	214	3	35,347	27,214	462	14%	0%
Latvia	514	13	26,455	19,224	458	19%	27%
Israel	873	4	57,890	49,102	428	96%	78%
Serbia	248	4	41,406	N/A**	413	-42%	-23%
Jordan	124	2	30,252	28,465	396	-31%	-29%
West Bank an..	186	4	32,429	28,924	353	-40%	-15%
Oman	33	0	25,610	24,091	295	8%	-43%
Denmark	295	5	31,663	26,993	276	-37%	55%
Turkey	137	2	27,703	26,185	272	-41%	-18%
Lebanon	633	2	32,583	21,056	239	97%	11%
Kuwait	105	0	36,258	34,977	221	46%	-35%
Estonia	461	4	25,484	17,344	216	8%	25%
Bahrain	177	0	56,347	54,447	209	48%	67%
Qatar	71	0	50,700	49,575	85	35%	-33%
Total World	95	2	11,733	6,491	251	13%	11%

*Change from 14d ago:
Compares 14d-avgs. of Daily New Cases/Deaths today with 14d-avgs. from 14d ago

In the past 14 days, confirmed cases in **Latvia** increased 37% (+7,194 cases per 1M)

Top 50 countries selected by Cases / 1M
Sorted by Total Deaths / 1M
Excluded countries with population < 1M

N/A** due to inconsistent reporting of Recovered Cases



Top 50 Countries: Raw Volume

Updated 12 Jan 2021, 3:30 GMT

4

1 - 25

	Average over last 7 days		Total Since 22 Jan			Change from 14d Ago [*] in 14 day avg of daily new	
	New Confirmed	New Deaths	Total Confirmed	Total Recovered	Total Deaths	Confirmed	Deaths
EU	153,970	3,370	16,978,564	8,046,117	403,016	14%	3%
US	248,650	3,223	22,613,784	N/A**	376,060	17%	21%
Brazil	53,980	1,003	8,131,612	7,273,237	203,580	8%	23%
India	17,476	211	10,479,179	10,111,294	151,327	-20%	-29%
Mexico	12,345	944	1,541,633	1,160,373	134,368	14%	35%
UK	58,003	936	3,127,643	N/A**	82,096	71%	62%
Italy	17,540	503	2,289,021	1,633,839	79,203	16%	-7%
France	18,232	378	2,844,680	208,997	68,197	22%	2%
Russia	23,282	455	3,389,733	2,771,793	61,389	-12%	-11%
Iran	6,158	87	1,292,614	1,081,736	56,262	-5%	-39%
Spain	21,848	171	2,111,782	150,376	52,275	82%	2%
Colombia	16,539	323	1,801,903	1,632,614	46,451	17%	28%
Argentina	11,712	146	1,730,921	1,518,715	44,654	61%	-2%
Germany	20,700	864	1,941,116	1,590,171	41,799	-15%	25%
Peru	2,244	64	1,035,184	969,863	38,280	21%	1%
South Africa	19,042	510	1,246,643	973,265	33,579	61%	80%
Poland	9,634	300	1,390,385	1,130,460	31,264	7%	-2%
Indonesia	9,231	205	836,718	688,739	24,343	23%	16%
Turkey	11,553	185	2,336,476	2,208,451	22,981	-41%	-18%
Ukraine	6,174	144	1,154,850	825,299	20,719	-31%	-22%
Belgium	2,048	53	665,223	N/A**	20,122	-16%	-25%
Chile	3,607	56	645,892	606,055	17,162	56%	40%
Canada	8,114	143	672,931	575,152	17,096	28%	21%
Romania	4,245	95	673,271	600,710	16,725	-7%	-24%
Ecuador	918	16	221,506	190,350	14,184	55%	60%

26 - 50

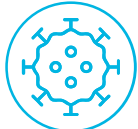
	Average over last 7 days		Total Since 22 Jan			Change from 14d Ago [*] in 14 day avg of daily new	
	New Confirmed	New Deaths	Total Confirmed	Total Recovered	Total Deaths	Confirmed	Deaths
Czechia	12,677	172	835,454	662,429	13,272	73%	37%
Iraq	767	9	603,739	558,777	12,906	-32%	-39%
Netherlands	7,321	106	890,566	11,089	12,512	-27%	42%
Hungary	2,115	107	343,656	203,972	10,725	-18%	-23%
Pakistan	2,318	44	506,701	461,977	10,717	-1%	-33%
Sweden	7,442	101	489,471	N/A**	9,433	23%	51%
Philippines	1,568	22	489,736	458,206	9,416	-4%	-20%
Switzerland	3,221	64	484,506	317,600	8,364	-14%	-17%
Portugal	8,239	104	489,293	372,056	7,925	103%	21%
Bangladesh	910	22	523,302	467,718	7,803	-26%	-17%
Morocco	1,312	33	452,988	426,006	7,767	-38%	-19%
Austria	2,121	56	382,258	355,530	6,747	1%	-42%
Saudi Arabia	113	6	363,949	355,706	6,295	-31%	-28%
Panama	3,589	43	281,353	220,833	4,500	22%	19%
Croatia	986	40	220,223	210,844	4,403	-46%	-36%
Jordan	1,263	18	308,670	290,430	4,043	-31%	-29%
Japan	6,446	61	293,746	222,807	3,898	69%	20%
Israel	7,557	37	501,073	425,004	3,704	96%	78%
Serbia	2,171	35	361,782	N/A**	3,610	-42%	-23%
Azerbaijan	604	24	224,827	209,522	2,926	-74%	-32%
Georgia	1,431	24	239,780	226,215	2,796	-43%	-35%
Nepal	429	6	265,268	258,968	1,927	-33%	-18%
Lebanon	4,322	17	222,391	143,716	1,629	97%	11%
UAE	2,607	4	232,982	208,366	711	79%	21%
Total World	737,591	13,056	90,891,380	50,285,515	1,944,750	13%	11%

*Change from 14d ago:
Compares 14d-avgs. of Daily New Cases/Deaths
today with 14d-avgs. from 14d ago

Global recovered cases surpassed 50M

Top 50 countries selected by Total Cases
Sorted by Raw Total Deaths
Excluded countries with population < 1M

N/A** due to inconsistent reporting of Recovered Cases



United States: Per 1M



1 - 25

	Average over last 7 days		Total Since 22 Jan			Change from 14d Ago* in 14 day avg of daily new	
	New Confirmed	New Deaths	Total Confirmed	Total Recovered	Total Deaths	Confirmed	Deaths
New Jersey	690	10	66,443	6,761	2,235	14%	37%
New York	842	9	59,103	5,685	2,048	44%	24%
Massachusetts	834	10	62,793	42,586	1,908	21%	29%
Rhode Island	1,065	12	94,970	5,664	1,838	30%	10%
Connecticut	750	10	59,843	2,749	1,800	18%	11%
South Dakota	461	12	116,993	109,434	1,792	-7%	-26%
North Dakota	298	7	124,439	120,196	1,774	-6%	-27%
Mississippi	798	14	80,745	66,827	1,743	19%	28%
Louisiana	801	10	74,908	60,311	1,703	54%	19%
Illinois	548	11	81,561	N/A	1,528	6%	-6%
Michigan	344	11	56,843	41,563	1,421	2%	-2%
Arizona	1,295	21	86,216	11,803	1,394	46%	51%
Pennsylvania	678	16	57,083	41,974	1,391	-2%	10%
Arkansas	1,021	13	84,944	75,121	1,352	35%	-1%
Indiana	799	11	84,272	54,623	1,339	8%	8%
New Mexico	666	13	74,916	37,593	1,318	6%	-5%
Iowa	517	7	94,380	81,187	1,312	9%	-17%
DC	423	5	45,332	31,389	1,163	11%	-9%
Tennessee	944	15	96,263	83,306	1,152	-13%	22%
Nevada	799	14	81,246	N/A	1,136	10%	25%
S. Carolina	893	9	69,465	32,106	1,132	38%	55%
Kansas	704	18	85,348	1,681	1,115	14%	62%
Alabama	871	14	82,395	43,173	1,091	12%	4%
Georgia	921	7	72,004	N/A	1,081	43%	32%
Florida	744	7	69,308	N/A	1,074	43%	35%

26 - 51

	Average over last 7 days		Total Since 22 Jan			Change from 14d Ago* in 14 day avg of daily new	
	New Confirmed	New Deaths	Total Confirmed	Total Recovered	Total Deaths	Confirmed	Deaths
Texas	784	10	68,637	54,101	1,055	32%	34%
Maryland	517	6	51,224	1,560	1,042	26%	-6%
Minnesota	351	7	77,585	73,942	1,025	-3%	-20%
Delaware	806	7	67,601	19,359	1,013	14%	7%
Missouri	518	9	71,115	N/A	1,000	15%	-24%
Montana	533	11	81,077	75,482	989	-1%	19%
Wisconsin	591	8	94,796	81,552	958	8%	-27%
Nebraska	523	7	91,330	62,918	916	2%	9%
Colorado	481	7	63,004	3,338	905	2%	-12%
West Virginia	829	16	57,072	39,858	889	22%	16%
Idaho	554	7	84,070	36,939	864	-11%	-9%
Wyoming	528	13	81,891	77,721	845	-6%	0%
Ohio	703	7	67,153	54,673	830	5%	11%
California	1,069	12	69,693	N/A	766	-3%	78%
N. Carolina	804	9	59,985	49,721	723	37%	44%
Oklahoma	1,028	8	84,723	73,114	701	23%	26%
Kentucky	849	6	68,426	8,734	654	40%	6%
New Hampshire	523	9	38,469	33,331	639	9%	39%
Virginia	600	4	47,260	3,883	632	32%	19%
Washington	380	4	36,335	N/A	486	46%	98%
Utah	974	4	95,910	78,345	435	33%	13%
Oregon	276	4	30,018	1,392	382	3%	-34%
Maine	387	8	22,029	8,743	326	22%	67%
Alaska	397	1	68,887	9,794	306	3%	0%
Vermont	276	3	14,548	9,659	250	55%	-18%
Hawaii	138	2	16,773	8,446	218	45%	109%

*Change from 14d ago:
Compares 14d-avgs. of Daily New Cases/Deaths
today with 14d-avgs. from 14d ago

In the past 14 days, **Arizona** saw a 24% increase in cases (+16,915 per 1M)

Sorted by Total Deaths / 1M

N/As due to states revising and updating case counts



United States: Raw Volume

Updated 12 Jan 2021, 3:30 GMT

6

1 - 25

	Average over last 7 days		Total Since 22 Jan			Change from 14d Ago* in 14 day avg of daily new	
	New Confirmed	New Deaths	Total Confirmed	Total Recovered	Total Deaths	Confirmed	Deaths
New York	16,376	176	1,149,771	110,600	39,834	44%	24%
Texas	22,723	288	1,990,204	1,568,710	30,585	32%	34%
California	42,234	483	2,753,739	N/A	30,260	-3%	78%
Florida	15,985	140	1,488,586	N/A	23,071	43%	35%
New Jersey	6,131	90	590,162	60,052	19,854	14%	37%
Illinois	6,949	136	1,033,526	N/A	19,363	6%	-6%
Pennsylvania	8,676	210	730,773	537,353	17,802	-2%	10%
Michigan	3,439	114	567,682	415,079	14,192	2%	-2%
Massachusetts	5,748	69	432,803	293,522	13,151	21%	29%
Georgia	9,777	72	764,499	N/A	11,475	43%	32%
Arizona	9,428	155	627,541	85,912	10,147	46%	51%
Ohio	8,219	80	784,957	639,080	9,702	5%	11%
Indiana	5,379	72	567,338	367,734	9,016	8%	8%
Louisiana	3,722	48	348,234	280,373	7,918	54%	19%
Tennessee	6,449	100	657,396	568,910	7,865	-13%	22%
N. Carolina	8,430	91	629,124	521,475	7,578	37%	44%
Connecticut	2,675	35	213,358	9,800	6,416	18%	11%
Maryland	3,126	39	309,686	9,431	6,301	26%	-6%
Missouri	3,178	57	436,461	N/A	6,137	15%	-24%
S. Carolina	4,597	49	357,654	165,305	5,826	38%	55%
Minnesota	1,981	40	437,552	417,005	5,779	-3%	-20%
Wisconsin	3,439	44	551,942	474,830	5,575	8%	-27%
Virginia	5,121	37	403,386	33,142	5,393	32%	19%
Alabama	4,272	67	404,000	211,684	5,347	12%	4%
Colorado	2,770	38	362,825	19,222	5,213	2%	-12%

26 - 51

	Average over last 7 days		Total Since 22 Jan			Change from 14d Ago* in 14 day avg of daily new	
	New Confirmed	New Deaths	Total Confirmed	Total Recovered	Total Deaths	Confirmed	Deaths
Mississippi	2,376	43	240,309	198,888	5,186	19%	28%
Iowa	1,631	21	297,774	256,151	4,139	9%	-17%
Arkansas	3,080	40	256,344	226,700	4,081	35%	-1%
Washington	2,893	31	276,686	N/A	3,699	46%	98%
Nevada	2,460	42	250,249	N/A	3,500	10%	25%
Kansas	2,050	51	248,646	4,896	3,248	14%	62%
Kentucky	3,795	25	305,706	39,020	2,922	40%	6%
Oklahoma	4,068	32	335,247	289,309	2,775	23%	26%
New Mexico	1,396	27	157,087	78,826	2,764	6%	-5%
Rhode Island	1,128	13	100,607	6,000	1,947	30%	10%
Nebraska	1,012	13	176,670	121,710	1,772	2%	9%
Oregon	1,165	15	126,607	5,870	1,613	3%	-34%
West Virginia	1,485	28	102,282	71,431	1,594	22%	16%
South Dakota	408	10	103,499	96,812	1,585	-7%	-26%
Idaho	991	12	150,239	66,012	1,544	-11%	-9%
Utah	3,121	13	307,483	251,170	1,396	33%	13%
North Dakota	227	6	94,830	91,597	1,352	-6%	-27%
Montana	570	12	86,653	80,674	1,057	-1%	19%
Delaware	785	7	65,827	18,851	986	14%	7%
New Hampshire	711	13	52,307	45,320	869	9%	39%
DC	298	3	31,993	22,153	821	11%	-9%
Wyoming	305	7	47,395	44,982	489	-6%	0%
Maine	521	11	29,611	11,752	438	22%	67%
Hawaii	196	3	23,748	11,958	308	45%	109%
Alaska	290	1	50,394	7,165	224	3%	0%
Vermont	172	2	9,078	6,027	156	55%	-18%

*Change from 14d ago:
Compares 14d-avgs. of Daily New Cases/Deaths
today with 14d-avgs. from 14d ago

California, New York and Florida account for 36% of new deaths in the **US** today

Sorted by Raw Total Deaths

N/As due to states revising and updating case counts



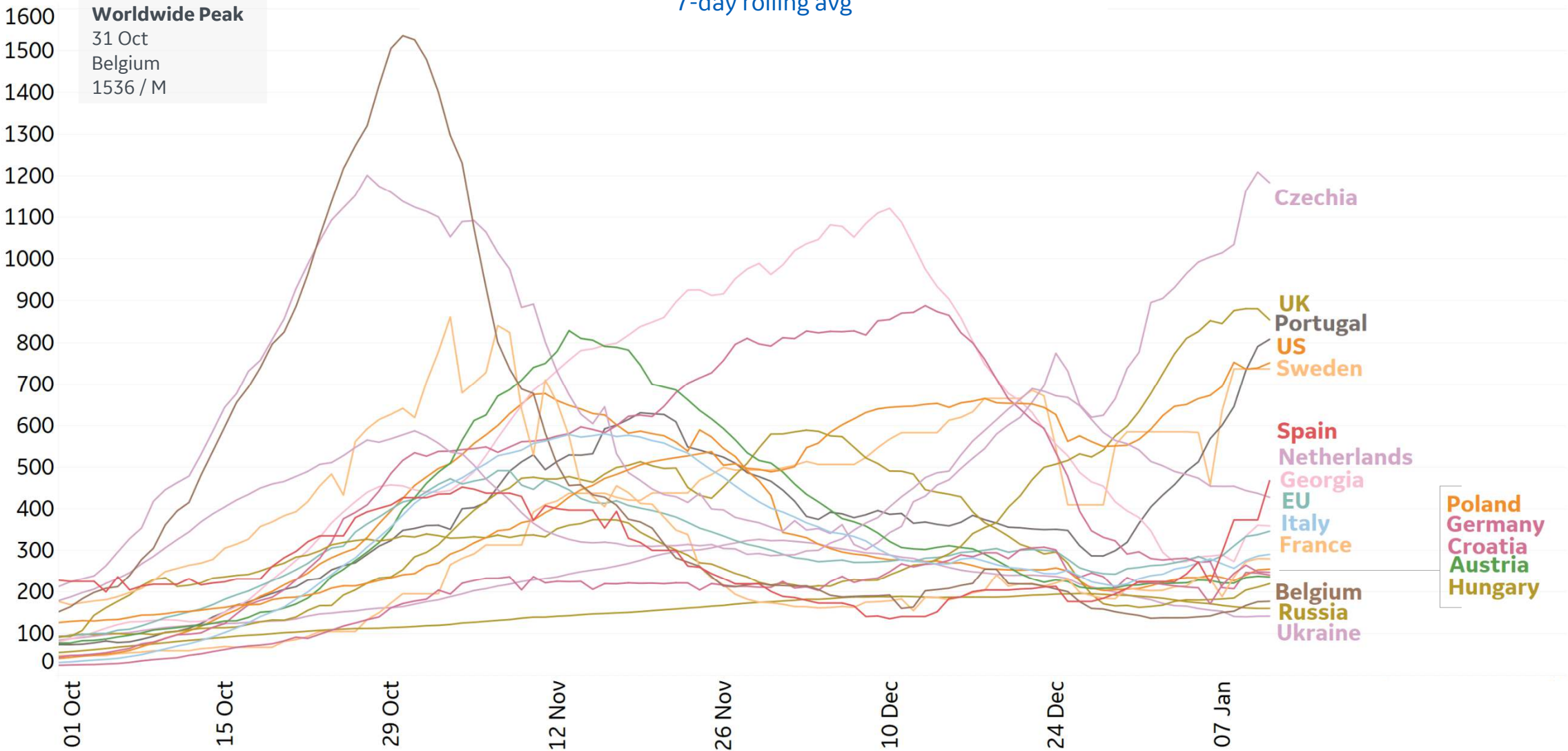
New Confirmed Cases in Select Countries

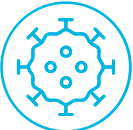
Updated 12 Jan 2021, 3:30 GMT

7

Daily New Confirmed Cases / 1M

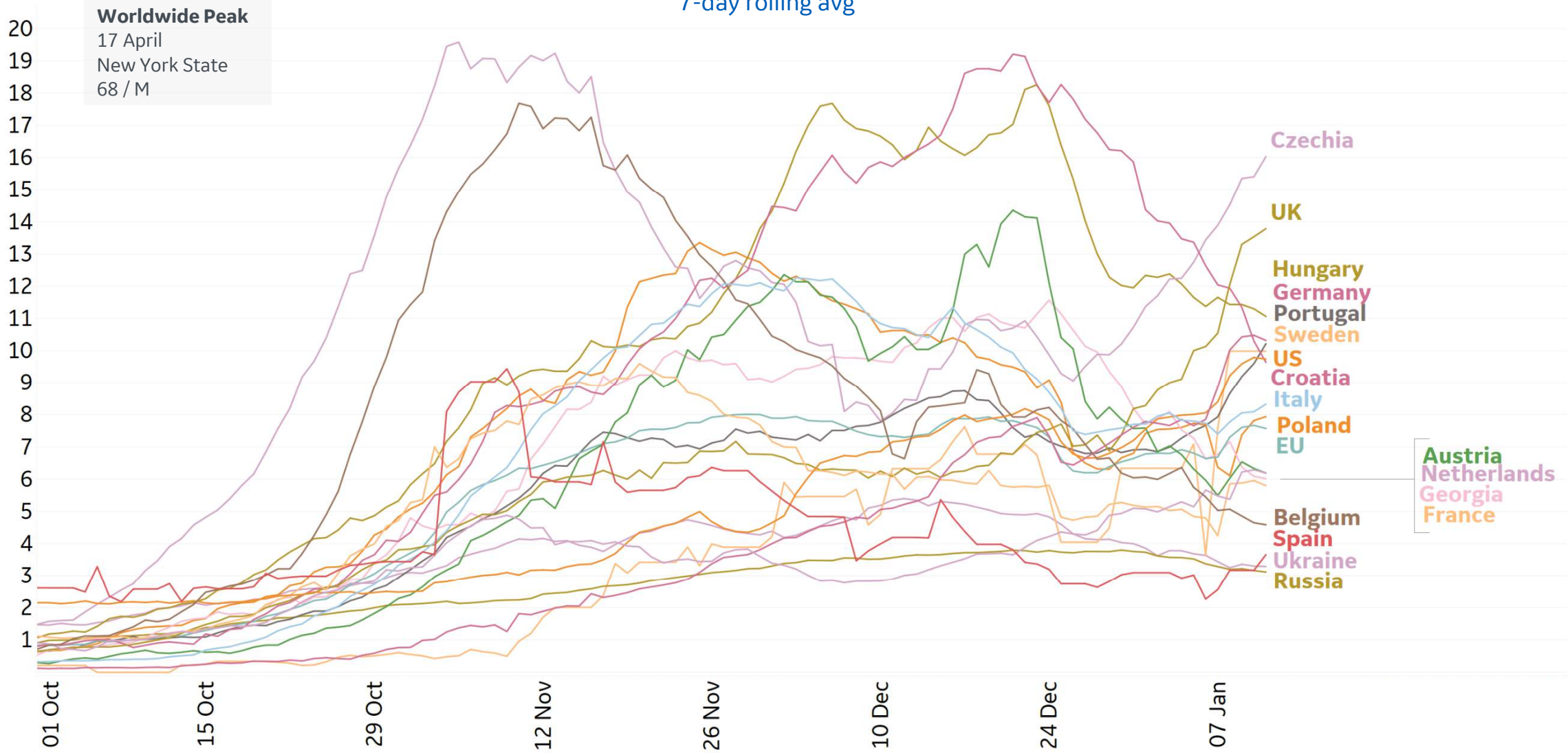
7-day rolling avg





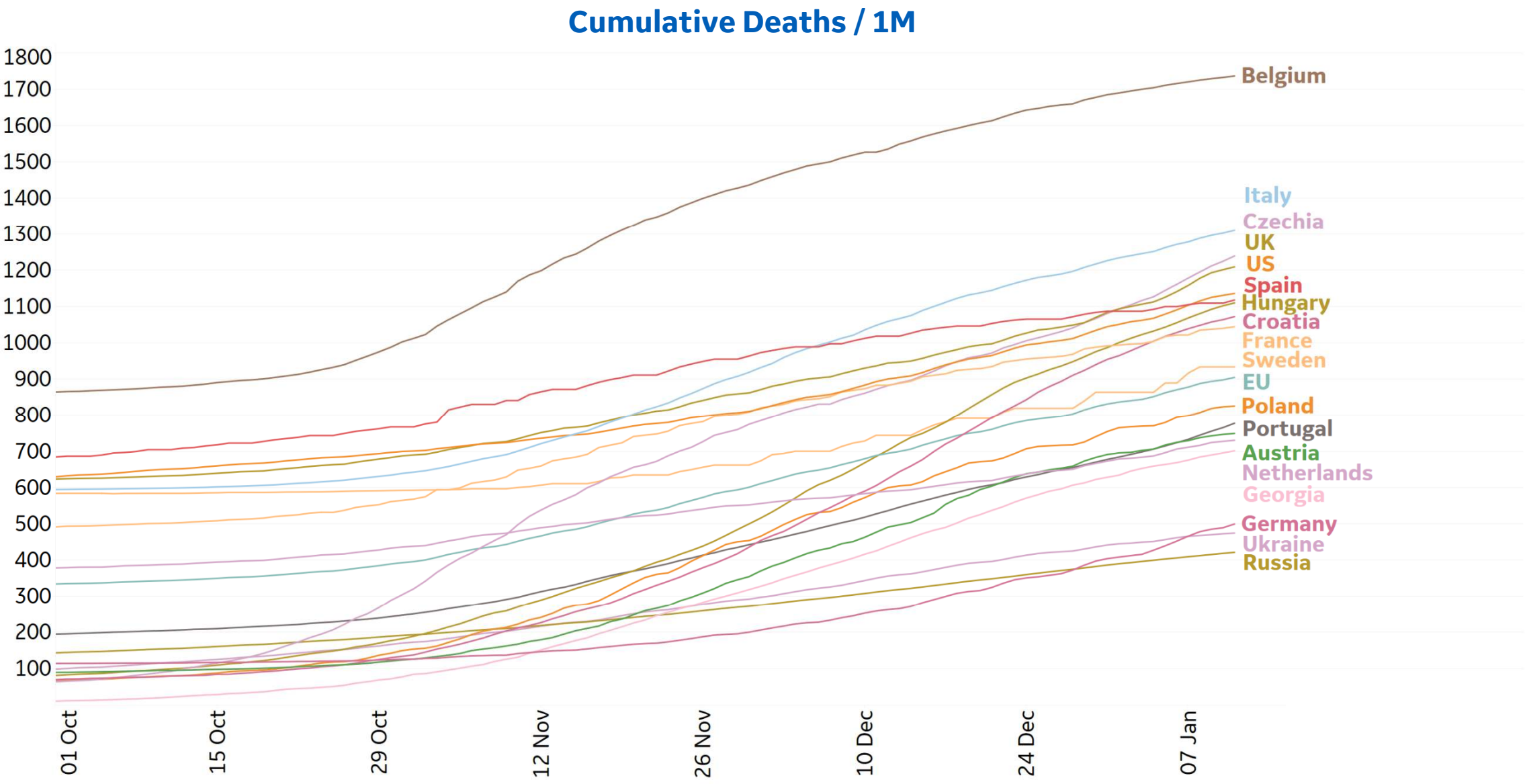
New Deaths in Select Countries

Daily New Deaths / 1M
7-day rolling avg



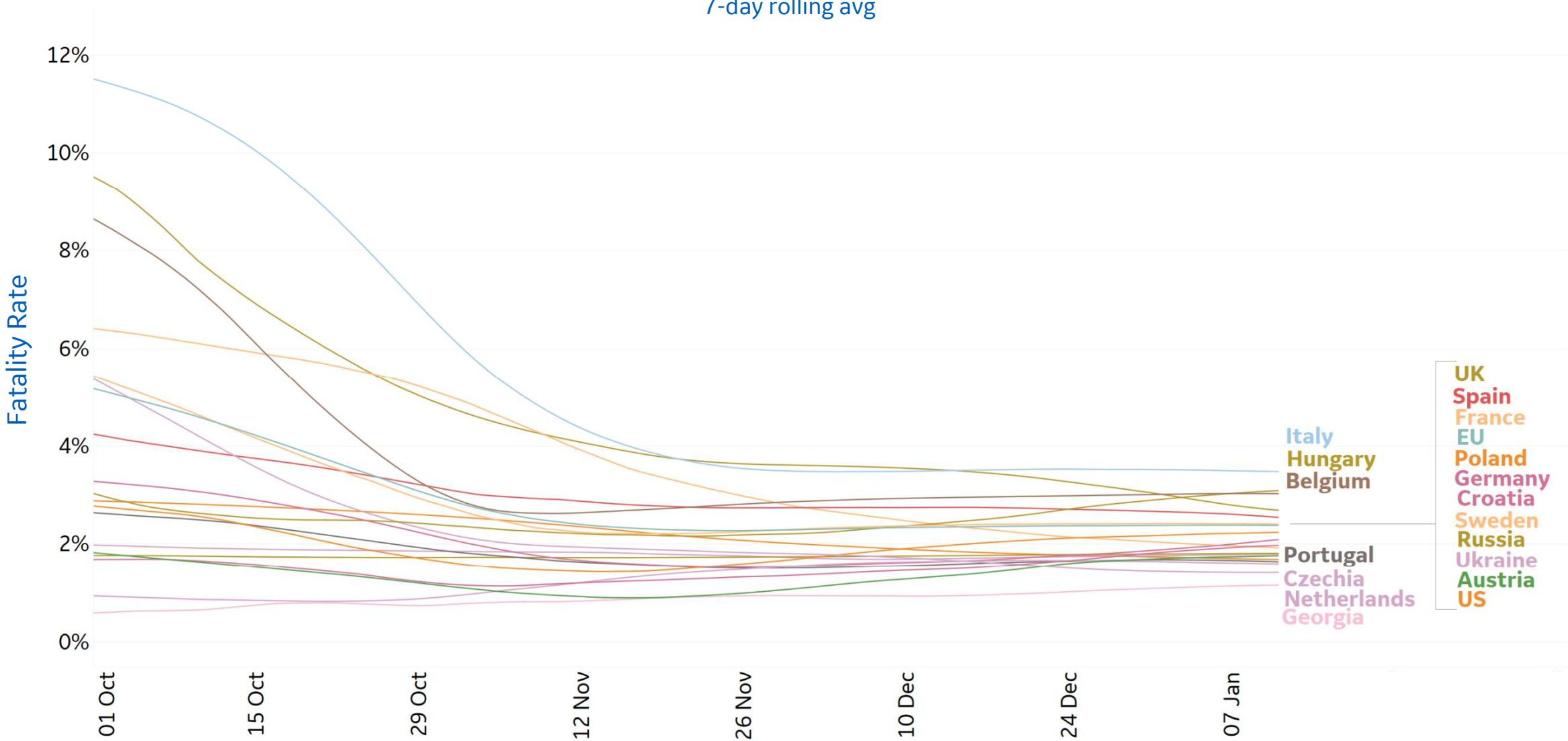


Cumulative Deaths in Select Countries





7-day rolling avg





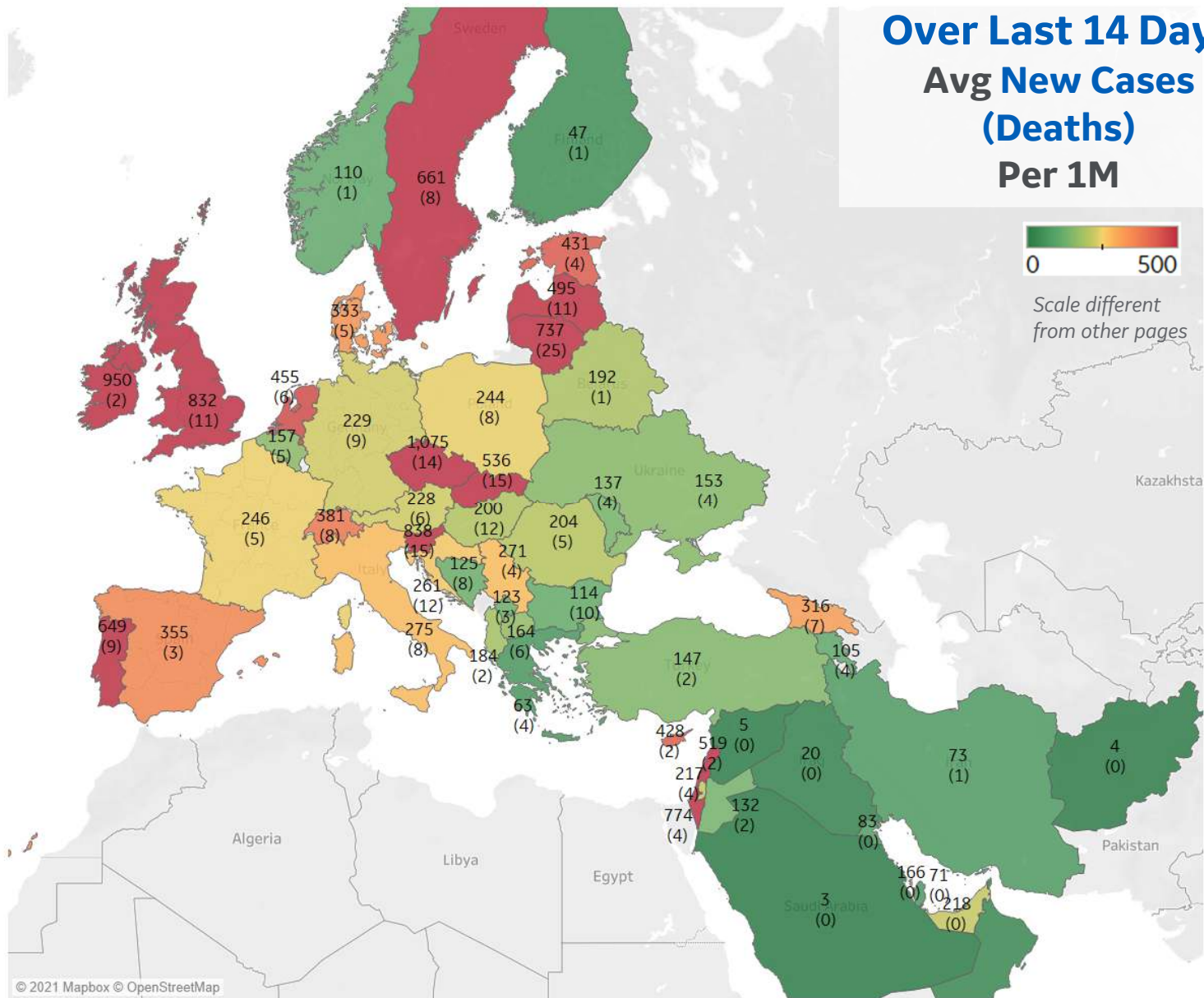
Per 1M in Region

	Today	Change
Active Cases	13,558	+1%
Confirmed	235 new	+1%
Deaths	4 new	+1%
Recovered	122 new	+1%

Most Daily New Cases / 1M

Czechia	1,075
Ireland	950
Slovenia	838
UK	832
Israel	774
Lithuania	737
Sweden	661
Portugal	649
Slovakia	536
Lebanon	519

* Excludes regions with population < 1M



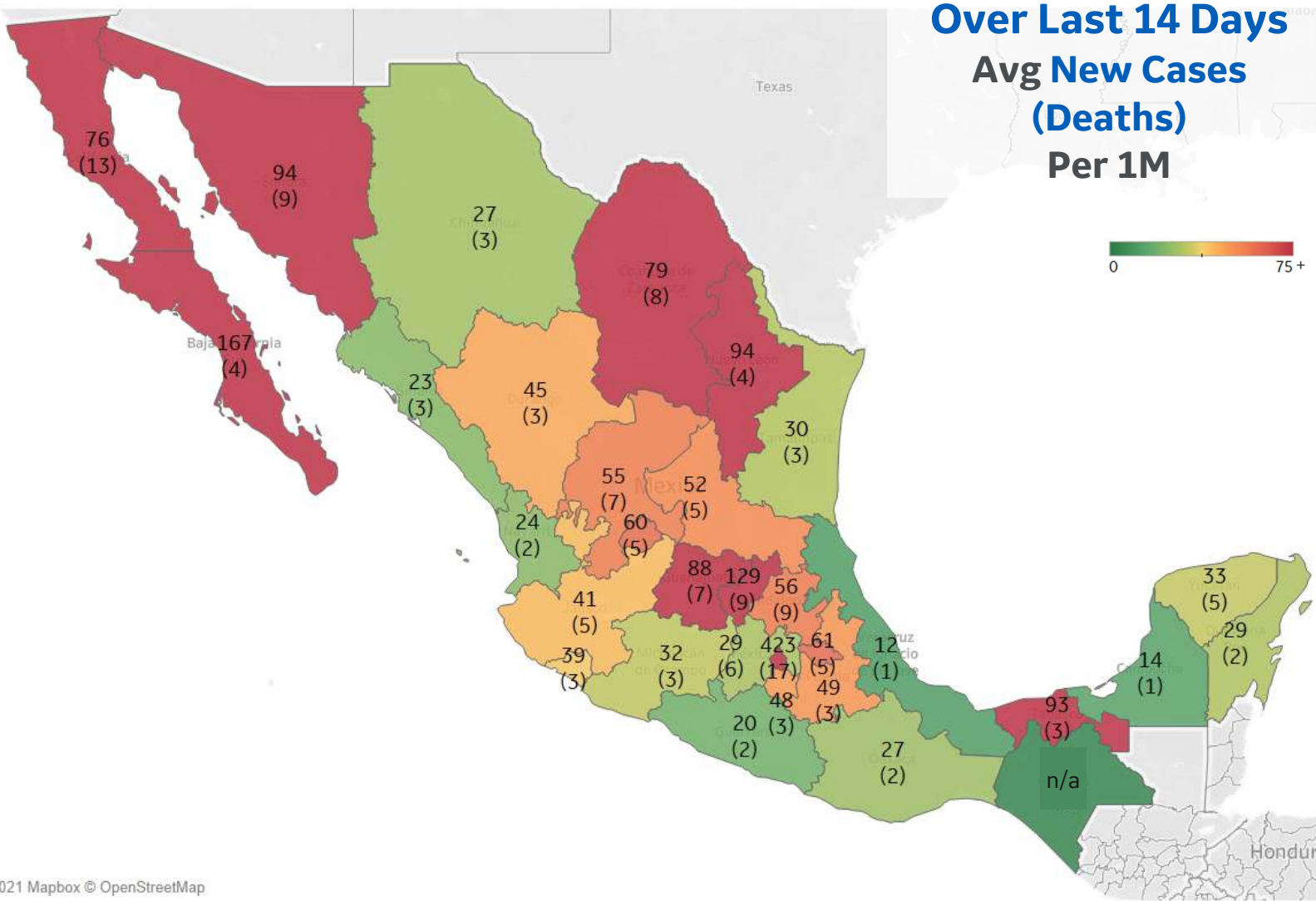


Per 1M in Region

	Today	Change
Active Cases	1,915	-1.2%
Confirmed	59 new	+0.5%
Deaths	5 new	+0.5%
Recovered	77 new	+0.9%

Most Daily New Cases / 1M

Distrito Federal	423
Baja California Sur	167
Querétaro	129
Nuevo León	94
Sonora	94
Tabasco	93
Guanajuato	88
Coahuila	79
Baja California	76
Nacional	73

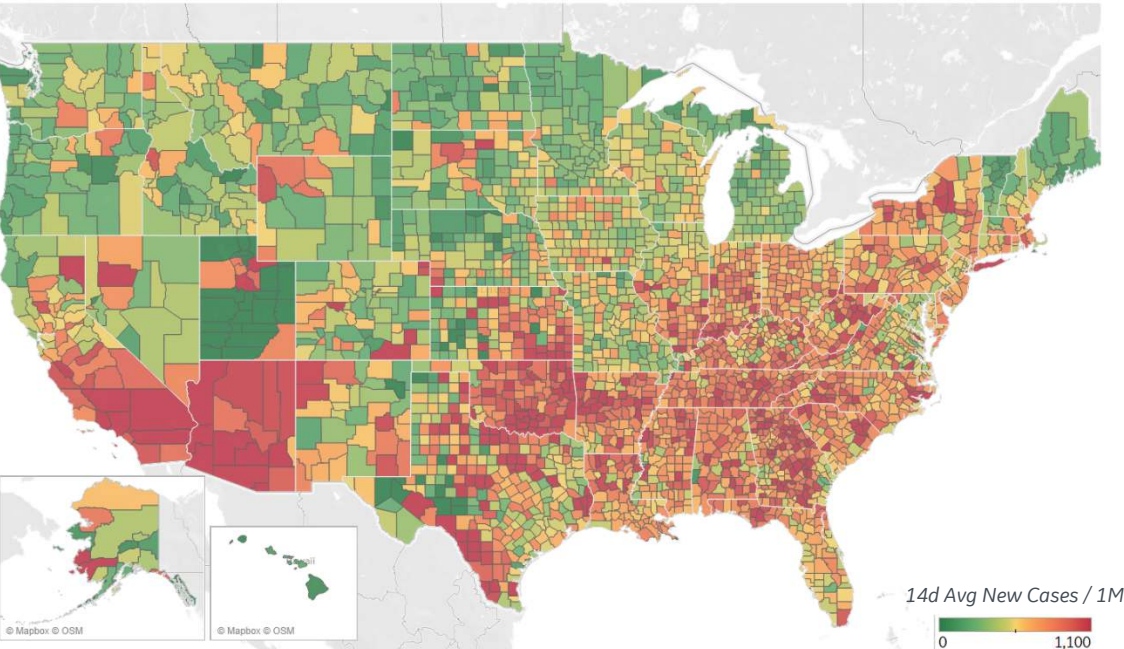




US Counties: Recent Cases and Deaths

Updated 12 Jan 2021, 3:30 GMT 13

Average New Cases per 1M Over Last 14 Days

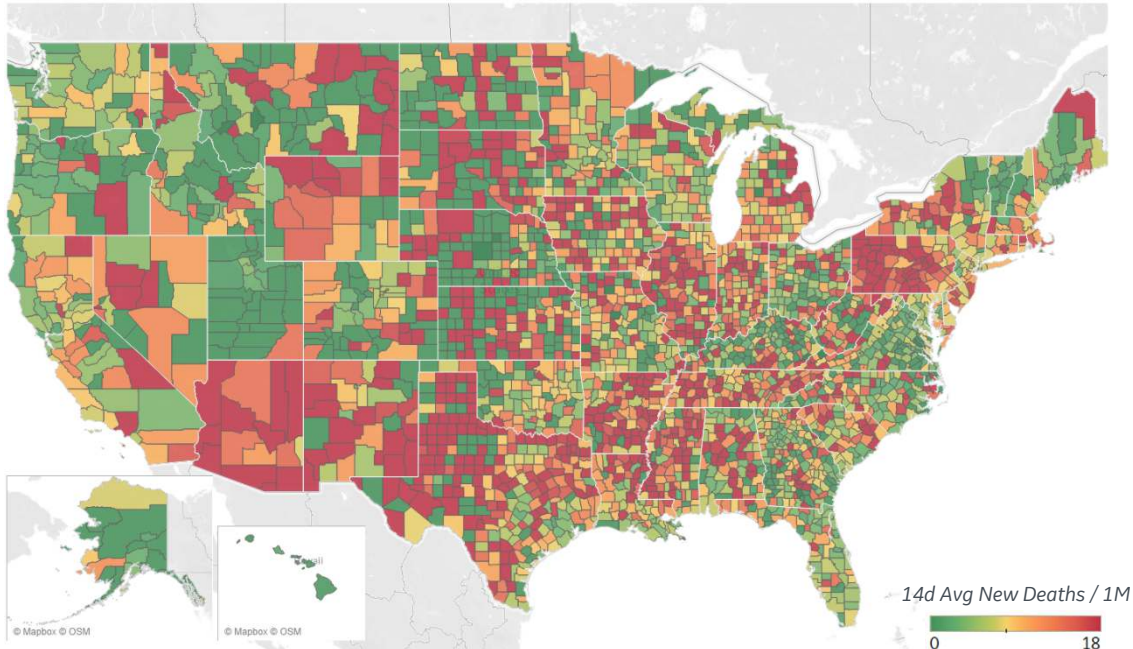


Top 10 by New Confirmed

Avg New Confirmed Cases / 1M

San Bernardino County, CA	1,487
Los Angeles County, CA	1,419
Ventura County, CA	1,388
Riverside County, CA	1,301
Maricopa County, AZ	1,255
Greenville County, SC	1,241
Benton County, AR	1,185
Suffolk County, NY	1,176
Cherokee County, GA	1,173
Tarrant County, TX	1,145

Average New Deaths per 1M Over Last 14 Days



Top 10 by New Deaths

Avg New Deaths/ 1M

El Paso County, TX	20
Los Angeles County, CA	20
Westmoreland County, PA	20
Pima County, AZ	19
Summit County, OH	19
Erie County, PA	18
Lubbock County, TX	18
Providence County, RI	18
Stark County, OH	18
York County, PA	18

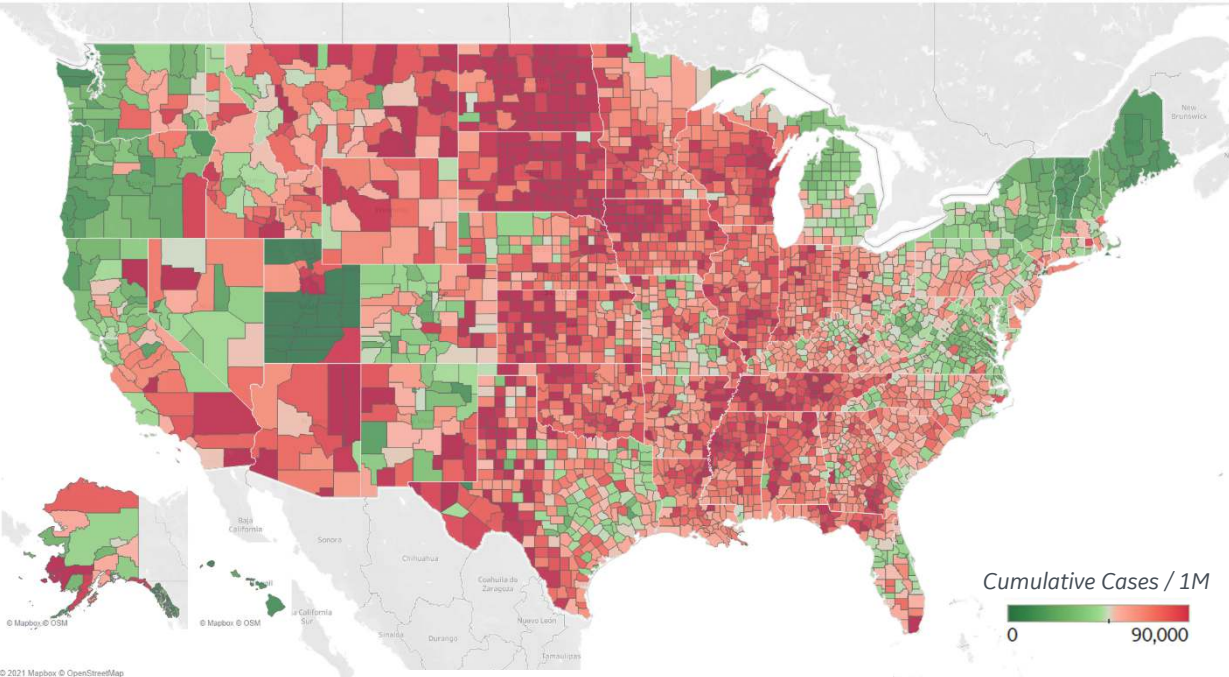
Note: Lists includes counties
≥ 250K population



US Counties: Cumulative Cases and Deaths

Updated 12 Jan 2021, 3:30 GMT 14

Confirmed **Cases** per 1M to date

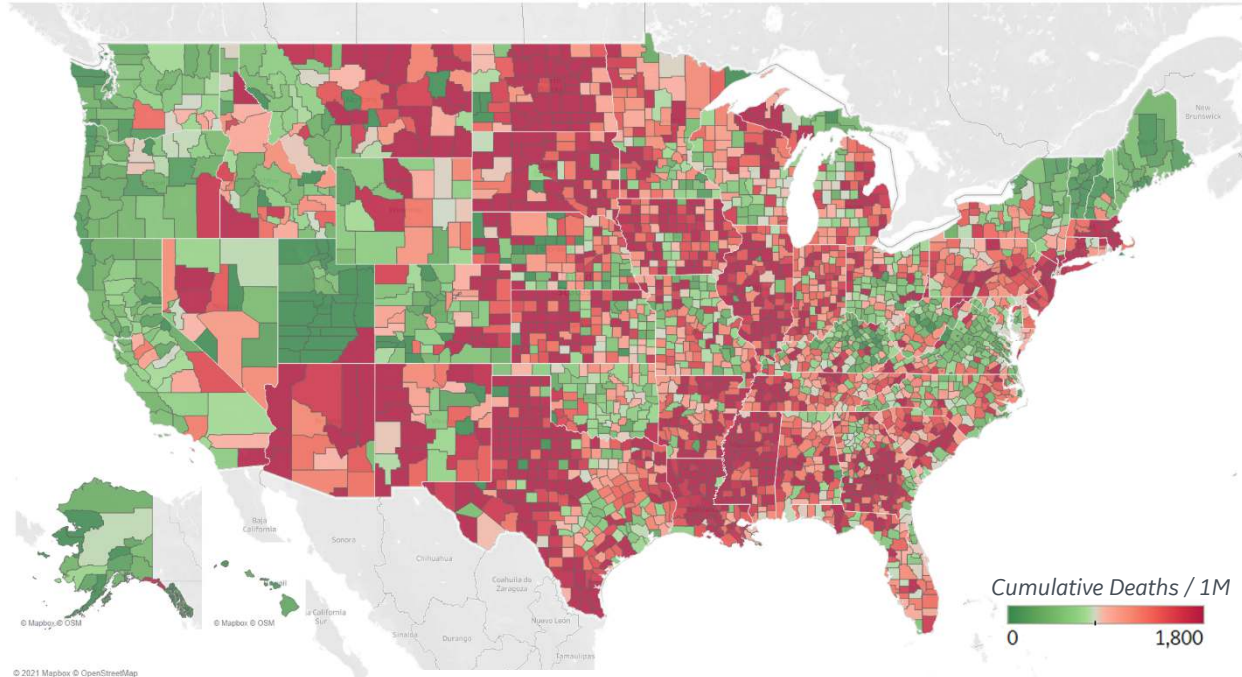


Top 10 Counties

Total Confirmed Cases / 1M

Lubbock County, TX	142,999
El Paso County, TX	123,668
Miami-Dade County, FL	120,982
Utah County, UT	117,304
Brown County, WI	110,697
Webb County, TX	106,997
San Bernardino County, CA	106,496
Milwaukee County, WI	102,160
Salt Lake County, UT	101,401
Douglas County, NE	99,365

Reported **Deaths** per 1M to date



Top 10 Counties

Total Reported Deaths / 1M

New York City*	4,739
Essex County, NJ	3,040
Passaic County, NJ	3,009
Union County, NJ	2,863
Cameron County, TX	2,848
Hudson County, NJ	2,603
Hidalgo County, TX	2,594
Bergen County, NJ	2,549
Rockland County, NY	2,434
Ocean County, NJ	2,406

Note: Lists includes counties $\geq 250K$ population

* New York City counties aggregated into one reporting area



Per 1M in Region

	Today	Change
Active Cases	2,138	-2.3%
Confirmed	221 new	+1.3%
Deaths	4 new	+0.8%
Recovered	268 new	+1.8%

Most Daily New Cases / 1M

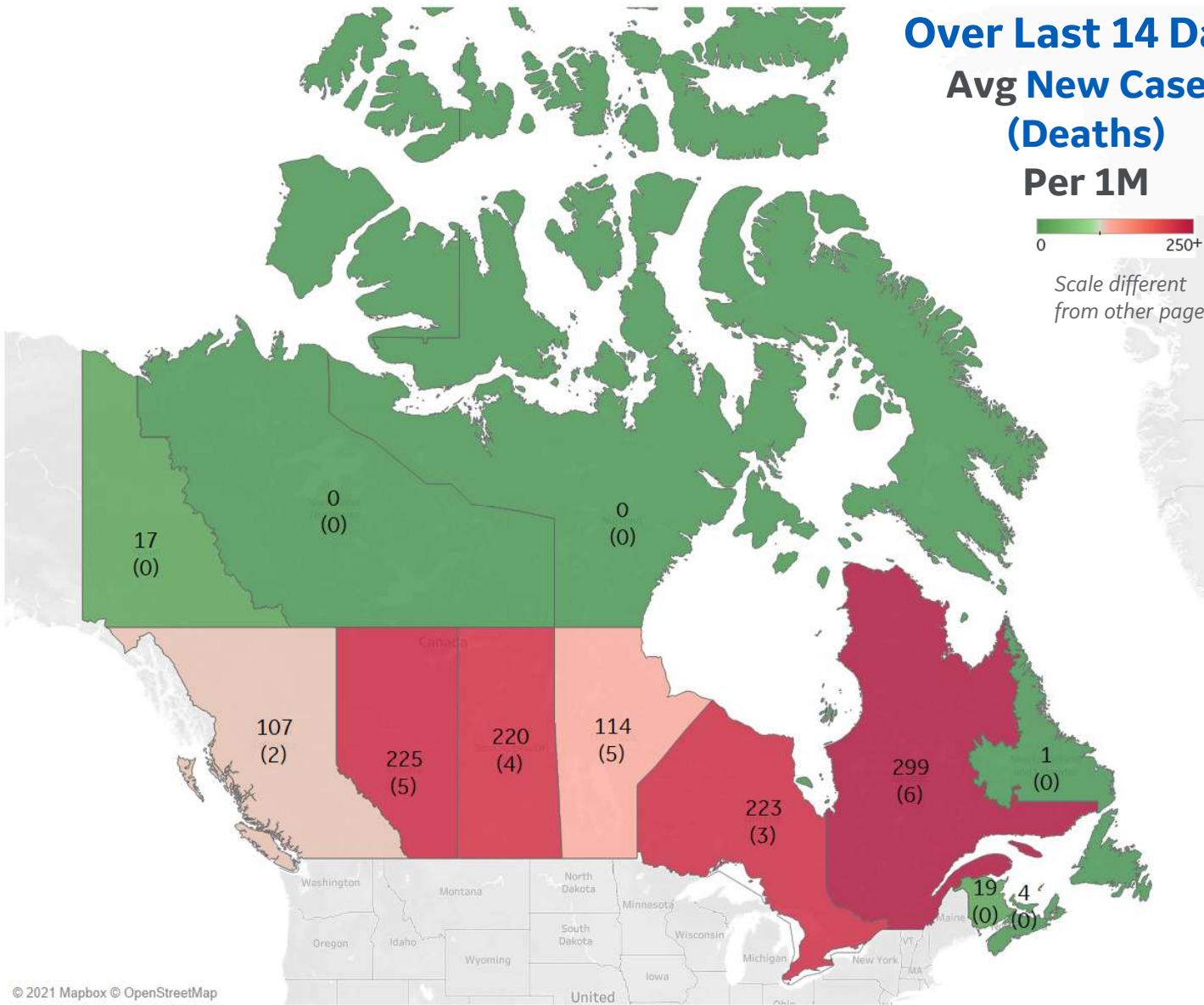
Quebec	299
Alberta	225
Ontario	223
Saskatchewan	220
British Columbia	107
Manitoba	114

* Excludes regions with population < 1M

Over Last 14 Days Avg New Cases (Deaths) Per 1M



Scale different
from other pages





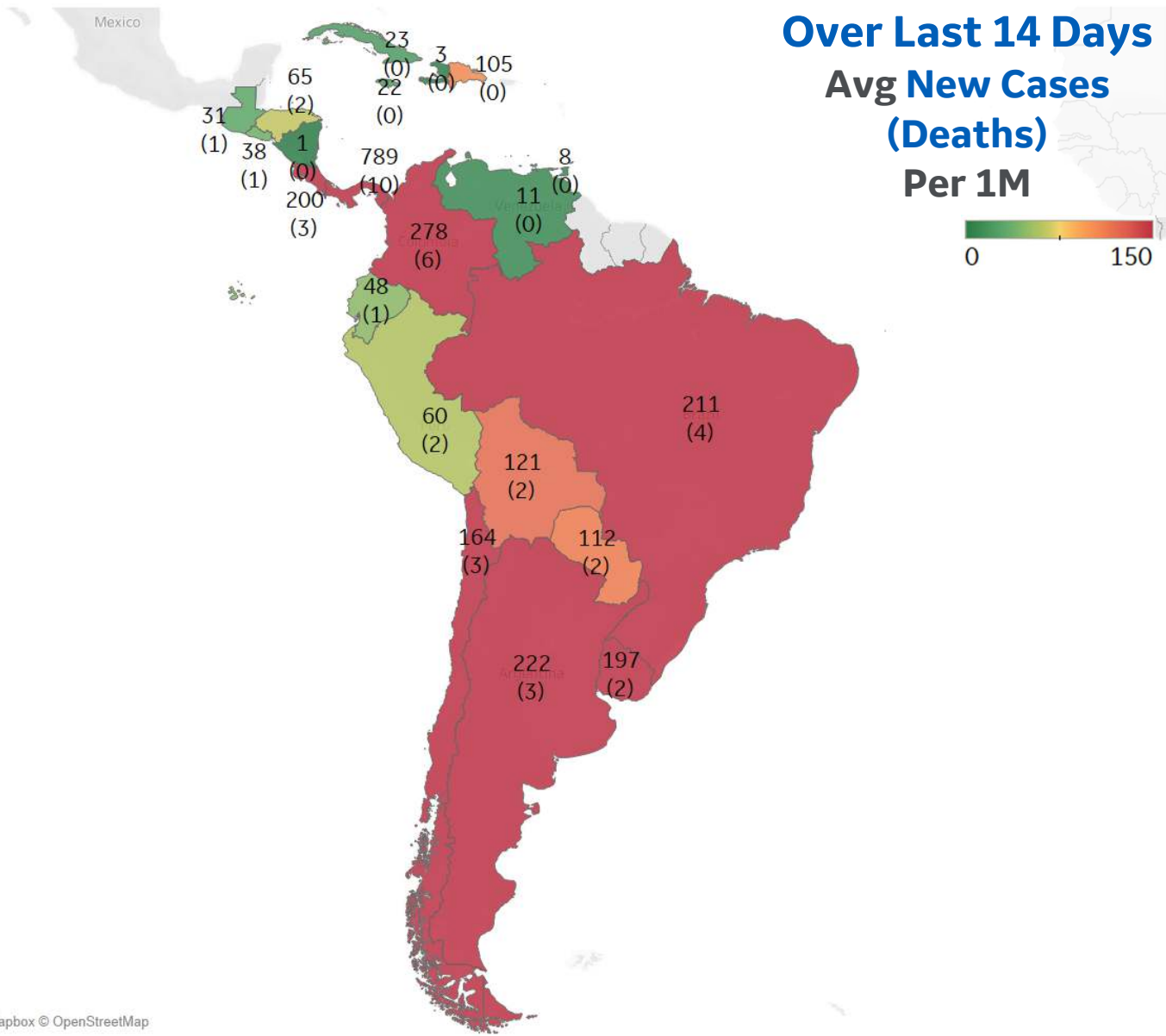
Per 1M in Region

	Today	Change
Active Cases	2,496	-0.2%
Confirmed	141 new	+0.5%
Deaths	3 new	+0.4%
Recovered	142 new	+0.6%

Most Daily New Cases / 1M

Panama	789
Colombia	278
Argentina	222
Brazil	211
Costa Rica	200
Uruguay	197
Chile	164
Bolivia	121
Paraguay	112
Dom. Rep.	105

* Excludes regions with population < 1M





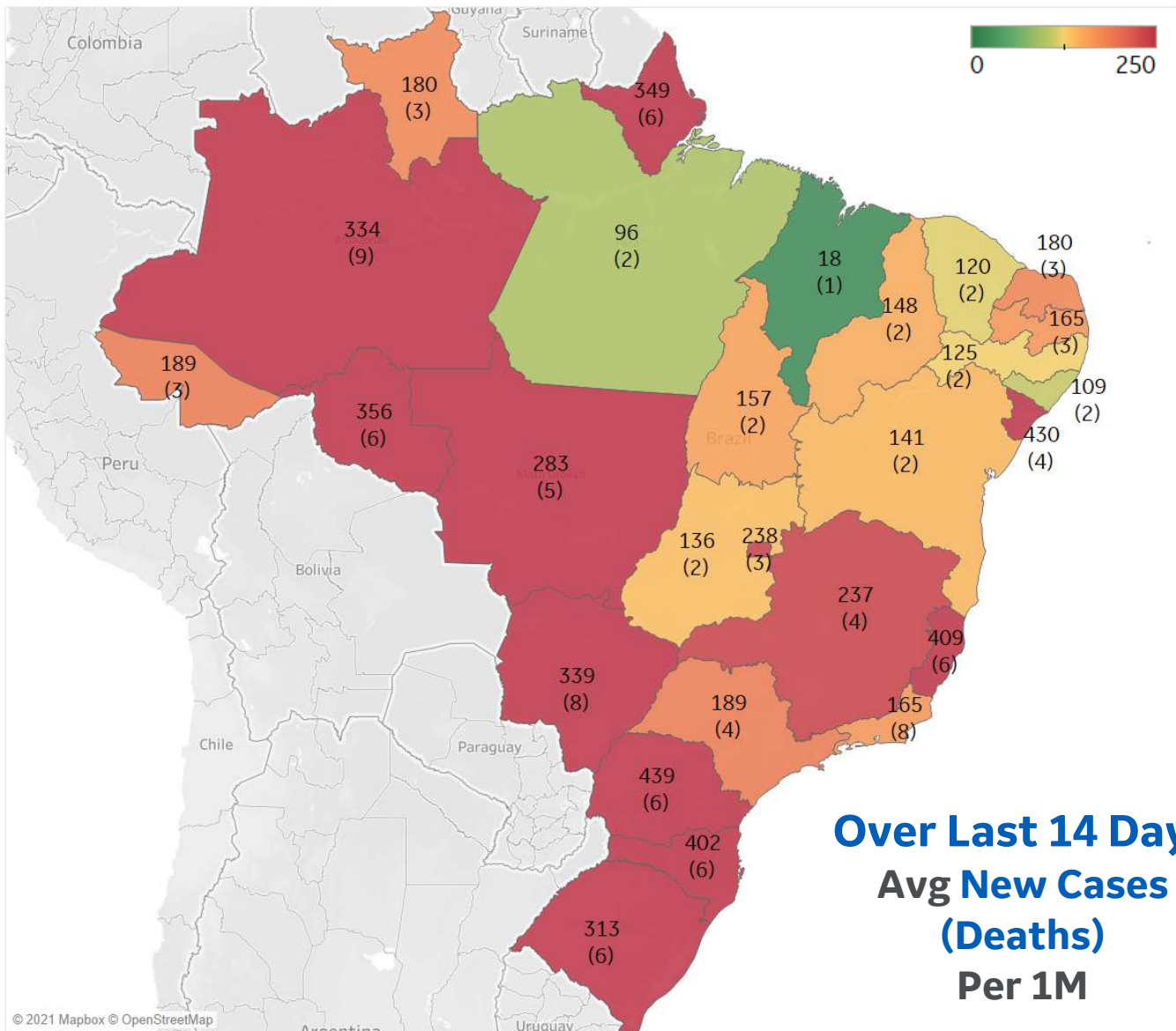
Per 1M in Region

	Today	Change
Active Cases	3,081	-2.5%
Confirmed	121 new	+0.3%
Deaths	2 new	+0.2%
Recovered	197 new	+0.6%

Most Daily New Cases / 1M

Paraná	439
Sergipe	430
Espírito Santo	409
Santa Catarina	402
Rondônia	356
MatoGrosso do ..	339
Amazonas	334
Rio Grande do ..	313
MatoGrosso	283
Distrito Federal	238

* Excludes regions with population < 1M



Over Last 14 Days
Avg New Cases
(Deaths)
Per 1M



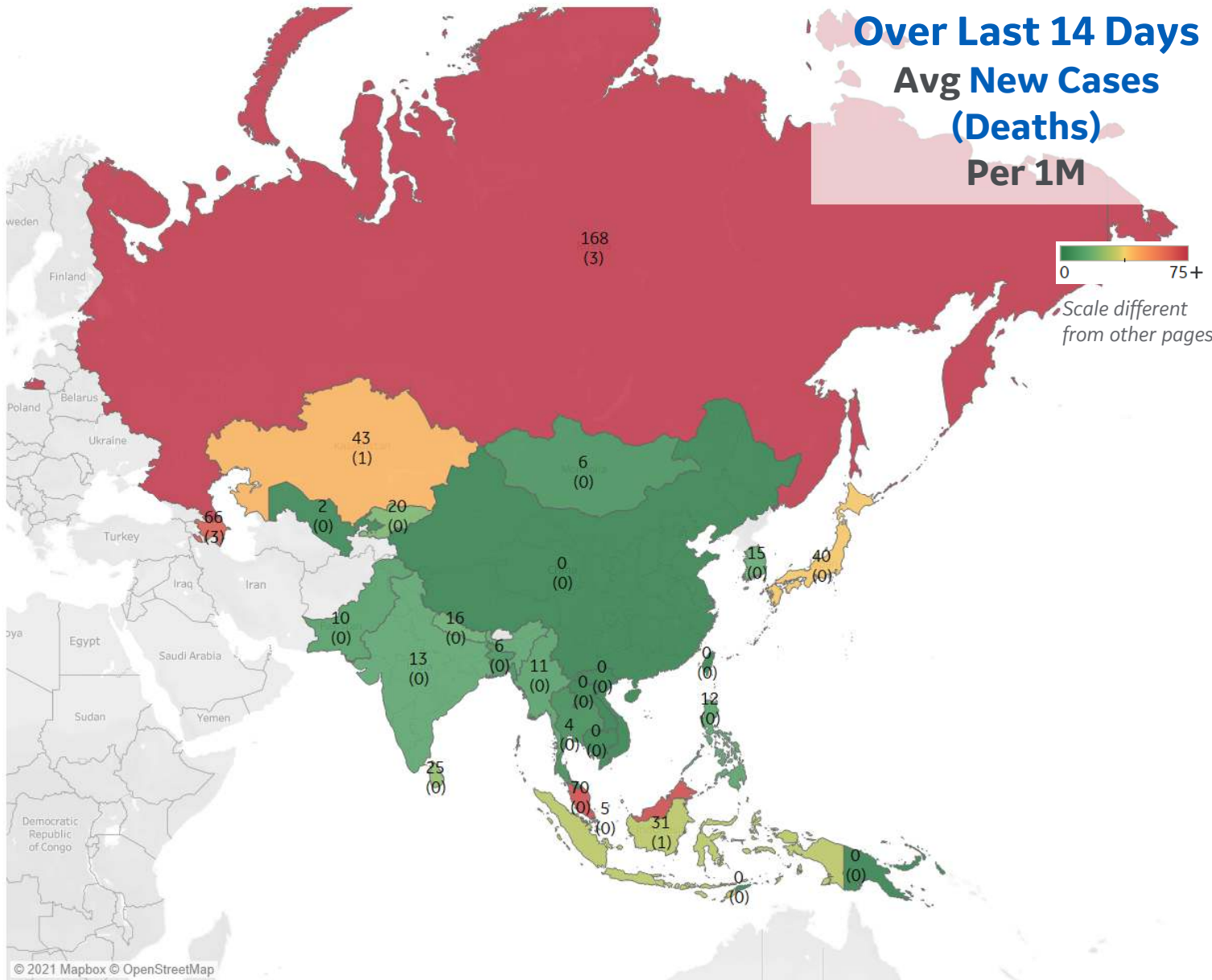
Per 1M in Region

	Today	Change
Active Cases	272	-0.1%
Confirmed	14 new	+0.3%
Deaths	0.2 new	+0.4%
Recovered	14 new	+0.4%

Most Daily New Cases / 1M

Russia	168
Malaysia	70
Azerbaijan	66
Kazakhstan	43
Japan	40
Indonesia	31
Sri Lanka	25
Kyrgyzstan	20
Nepal	16
South Korea	15

* Excludes regions with population < 1M





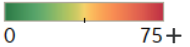
Per 1M in Region

	Today	Change
Active Cases	63	+0.7%
Confirmed	1 new	+0.1%
Deaths	0 new	+0%
Recovered	0 new	+0%

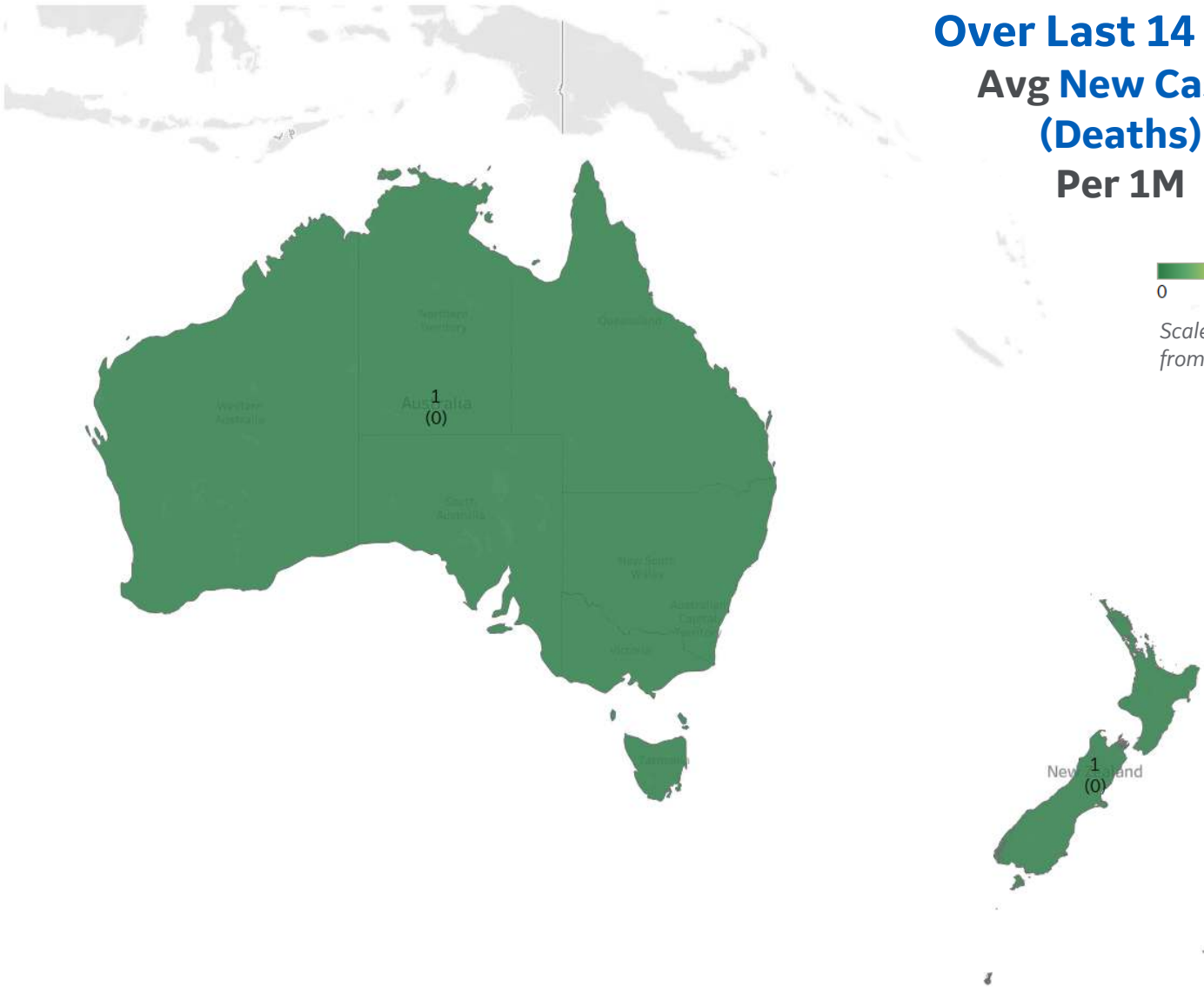
Most Daily New Cases / 1M

Australia	1
New Zealand	1

Over Last 14 Days Avg New Cases (Deaths) Per 1M



Scale different
from other pages





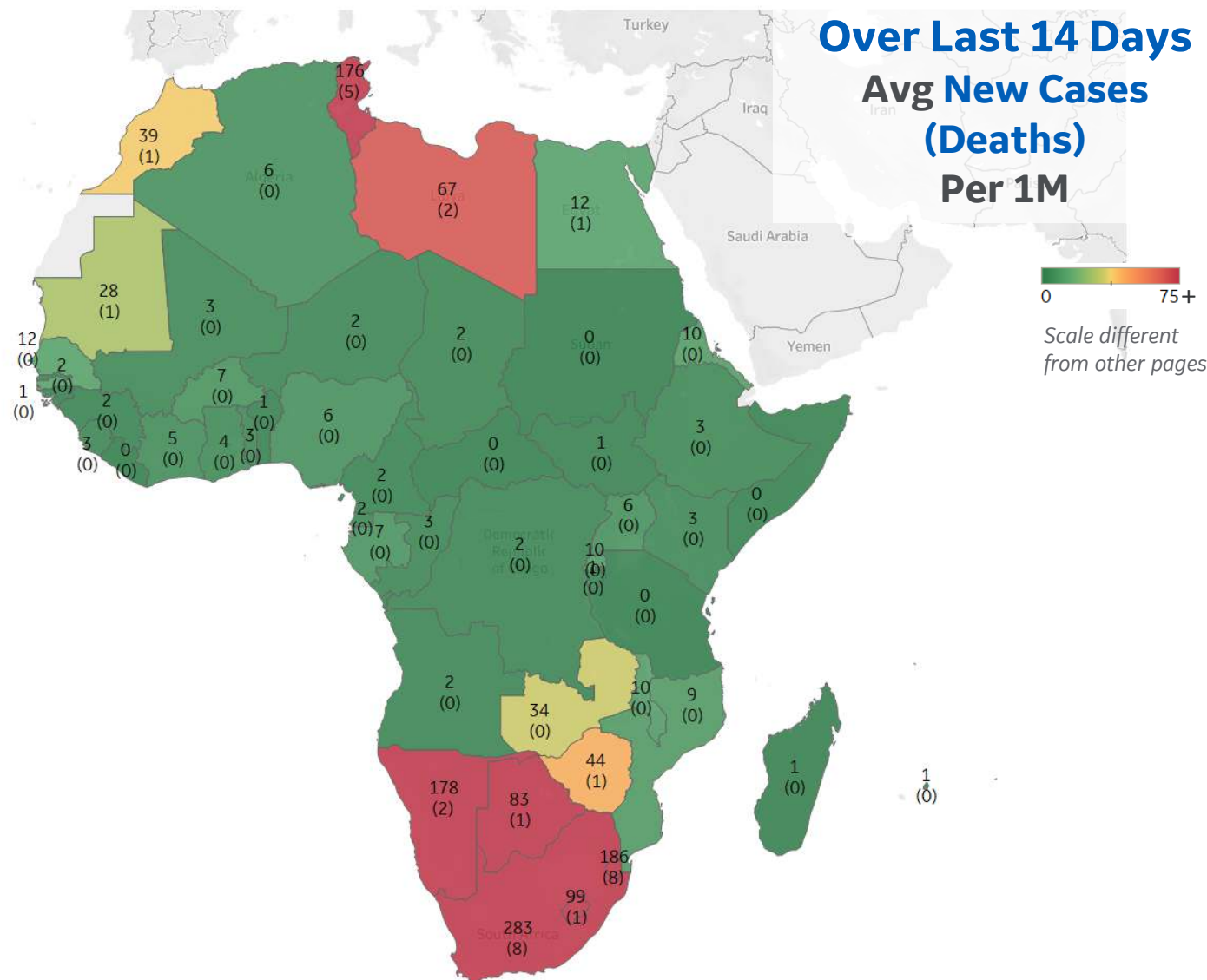
Der 1M in Region

	Today	Change
Active Cases	392	+2%
Confirmed	21 new	+0.9%
Deaths	1.0 new	+1%
Recovered	12 new	+0.7%

Most Daily New Cases / 1M

South Africa	283
Eswatini	186
Namibia	178
Tunisia	176
Lesotho	99
Botswana	83
Libya	67
Zimbabwe	44
Morocco	39
Zambia	34

* Excludes regions with population < 1M





Sources



** Per 1M = Per 1 Million Population unless otherwise noted

Johns Hopkins Coronavirus Resource Center:

<https://coronavirus.jhu.edu/map.html>

Worldometer Coronavirus Reporting:

<https://www.worldometers.info/coronavirus/>

Public Health England:

<https://www.gov.uk/government/publications/covid-19-track-coronavirus-cases>

US Department of Homeland Security, Homeland Infrastructure Foundation-Level Data:

<https://hifld-geoplatform.opendata.arcgis.com/datasets/hospitals>

City of New York, NYC Health:

<https://www1.nyc.gov/site/doh/covid/covid-19-data.page>

Chicago Coronavirus Latest Data:

<https://www.chicago.gov/city/en/sites/covid-19/home/latest-data.html>

National Health Commission of the PRC:

<http://www.nhc.gov.cn/xcs/yqtb/202003/bf66696029ba420098164607240074f8.shtml>

Korean Centers for Disease Control and Prevention:

http://www.cdc.go.kr/cdc_eng/

CDC, Severe Outcomes Among Patients with Coronavirus Disease 2019 (COVID-19):

<https://www.cdc.gov/mmwr/volumes/69/wr/mm6912e2.htm>

Italian Department of Civil Protection, COVID Monitoring:

<http://opendatadpc.maps.arcgis.com/apps/opsdashboard/index.html#/b0c68bce2cce478eaac82fe38d4138b1>

The COVID Tracking Project:

<https://covidtracking.com/data/>

UK Office for National Statistics:

<https://www.ons.gov.uk/peoplepopulationandcommunity/birthsdeathsandmarriages/deaths/bulletins/deathsregisteredweeklyinenglandandwalesprovisional/weekending24april2020>

COVID-19 Information for Switzerland:

<https://www.corona-data.ch/>

The COVID Tracking Project:

<https://covidtracking.com/data/api>

European Centre for Disease Prevention and Control:

<https://www.ecdc.europa.eu/en/publications-data/download-data-hospital-and-icu-admission-rates-and-current-occupancy-covid-19>

Worldwide Survival Rate, last 30d calculation =

$$\frac{[(Total\ Confirmed - Total\ Confirmed\ 30d\ ago) - (Total\ Deaths - Total\ Deaths\ 30d\ ago)]}{(Total\ Confirmed - Total\ Confirmed\ 30d\ ago)}$$

Provincial Health Services Authority of Canada. BC Center for Disease Control:

<http://www.bccdc.ca/about/news-stories/stories/2020/information-on-novel-coronavirus>

Secretary of Health, Mexico:

<https://www.gob.mx/salud/en>

OECD Economic Outlooks, Statistics:

https://www.oecd-ilibrary.org/economics/data/oecd-economic-outlook-statistics-and-projections_eo-data-en

Public Health Authority of Sweden:

<https://www.folkhalsomyndigheten.se/smittskydd-beredskap/utbrott/aktuella-utbrott/covid-19/bekraftade-fall-i-sverige>

CDC:

<https://www.cdc.gov/covid-data-tracker/index.html#demographics>

CDC Provisional COVID19 Deaths Counts

<https://data.cdc.gov/NCHS/Provisional-COVID-19-Death-Counts-by-Sex-Age-and-S/9bhg-hcku>

Canada Regional Data:

<https://health-infobase.canada.ca/covid-19/epidemiological-summary-covid-19-cases.html#fn1>

Canada Regional Populations (Q4 2019):

<https://www150.statcan.gc.ca/t1/tbl1/en/tv.action?pid=1710000901>

CDC COVID Data Tracker:

<https://covid.cdc.gov/covid-data-tracker/#vaccinations>

Oxford Government Response Tracker:

<https://www.bsg.ox.ac.uk/research/research-projects/coronavirus-government-response-tracker>

Bloomberg COVID Vaccine Tracker:

<https://www.bloomberg.com/graphics/covid-vaccine-tracker-global-distribution/>