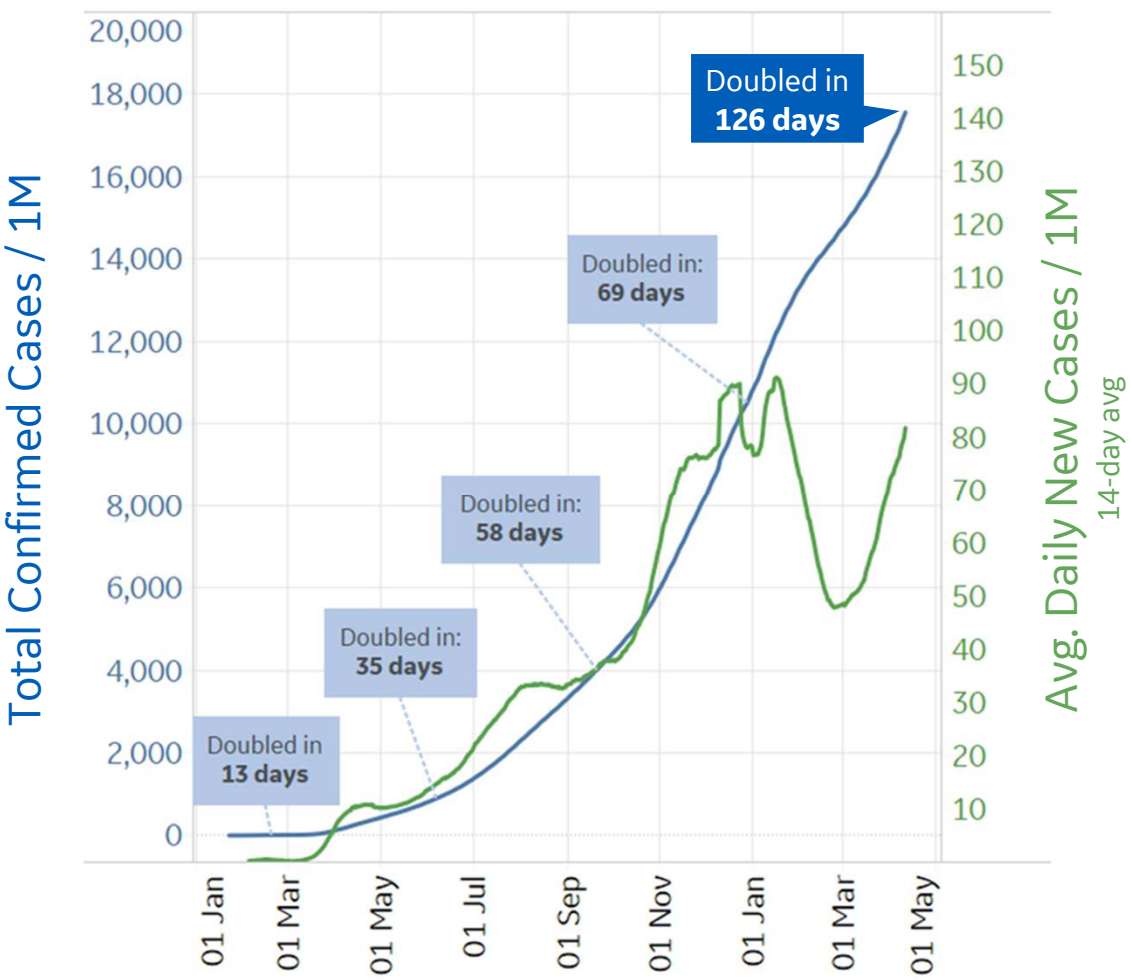




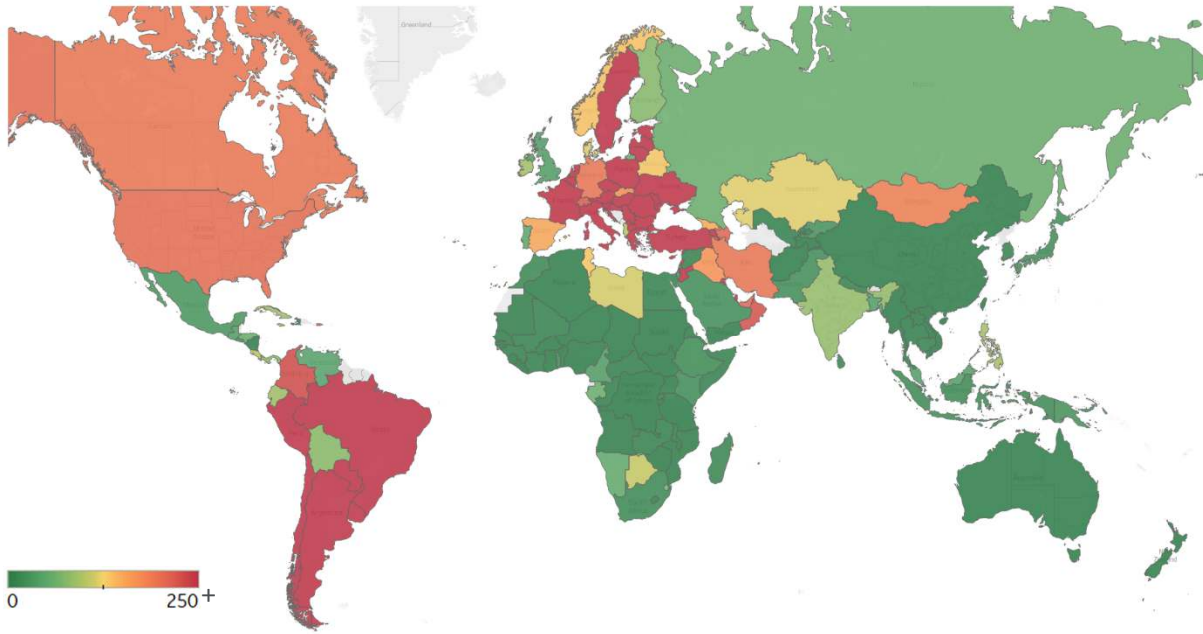
# Global Confirmed & Active Cases

Trend since 22 Jan 2020



Avg. Daily New Cases / 1M

Over the last 14 days



Per 1M:	New Today	Change from 30 days ago
Active	28	+14%
Confirmed	80	+14%
Deaths	1	+11%
Recovered	51	+15%
	To Date	Last 30 Days
Worldwide Survival Rate	97.8%	98.3%

Worldwide Survival Rate = (Confirmed - Deaths) / (Confirmed) in a given time period

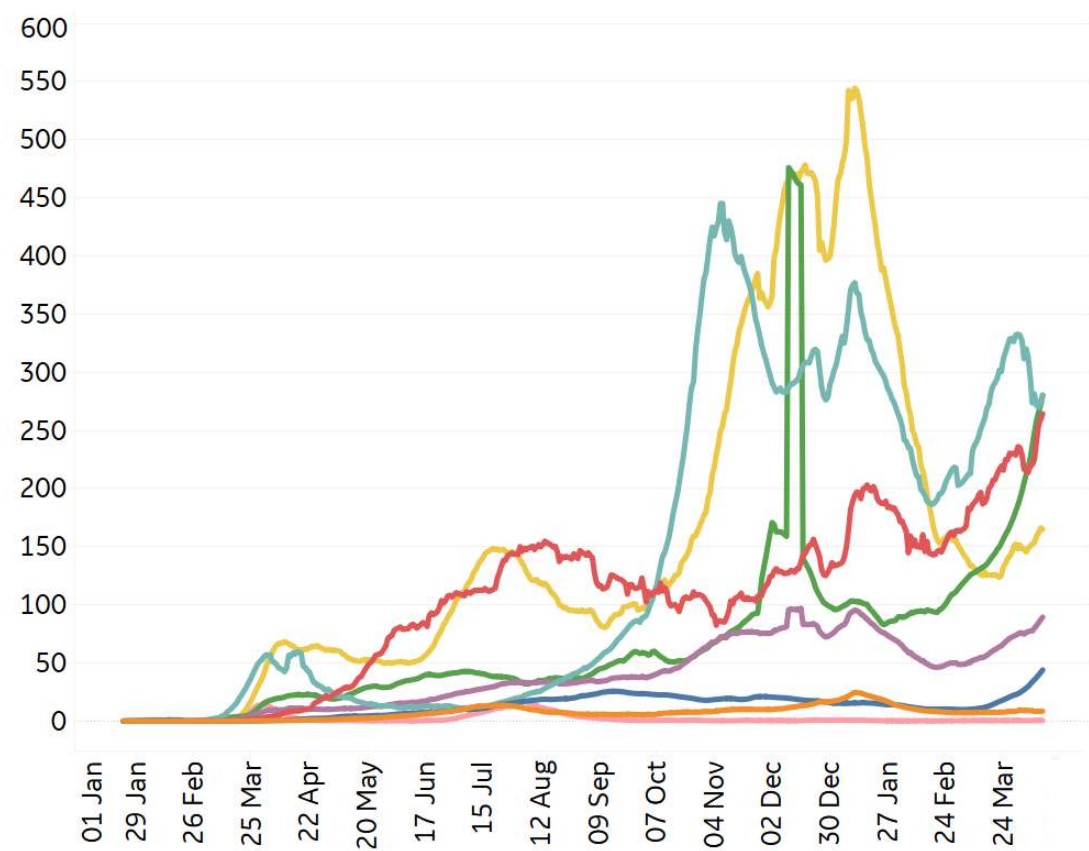


# New Confirmed Cases & New Deaths

Key **World** **North America** **Europe** **Middle East** **Cent & South America** **Asia** **Africa** **Oceania**

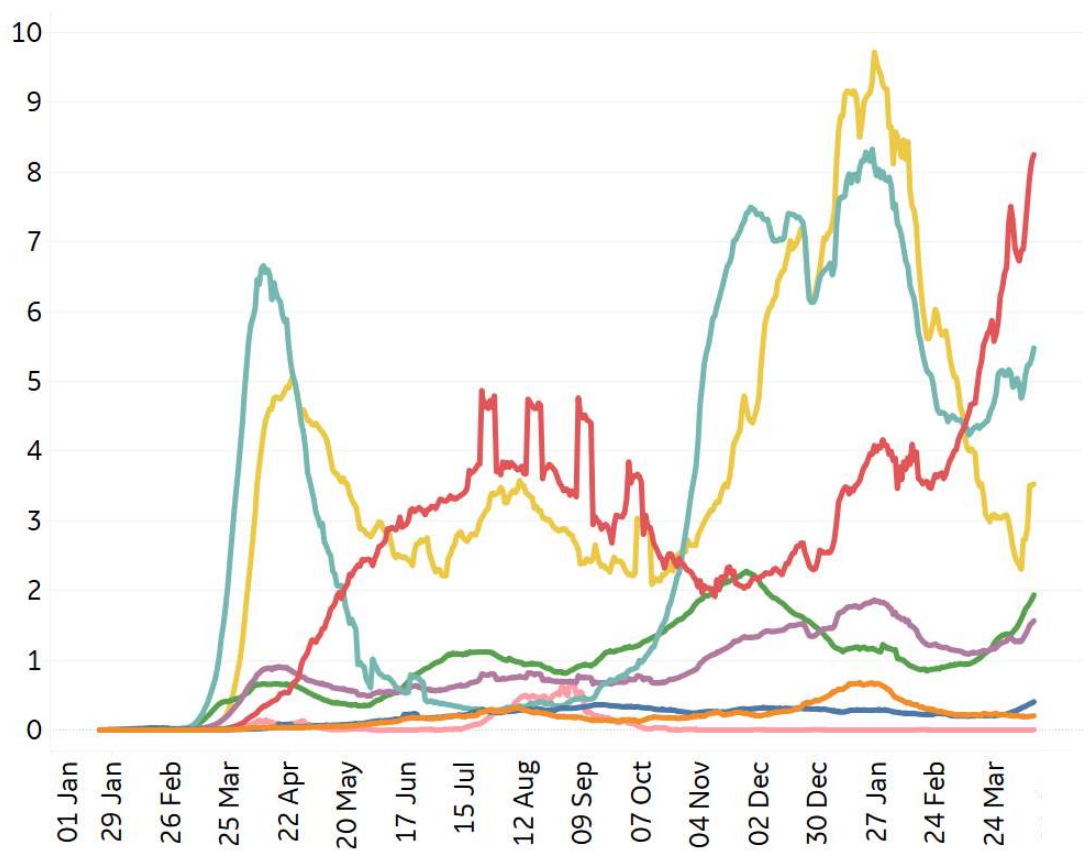
## New Confirmed Cases / 1M

7-day rolling average



## New Deaths / 1M

7-day rolling average



\*Large jump in Middle East confirmed cases due to batched reporting of 823,225 new cases in **Turkey** on 10 Dec



# Top 50 Countries: Per 1M



## 1 - 25

	Average over last 7 days		Total Since 22 Jan			Change from 14d Ago in 14 day avg of daily new	
	New Confirmed	New Deaths	Total Confirmed	Estimated Recovered	Total Deaths	Confirmed	Deaths
Czechia	365	11	147,650	139,029	2,607	-44%	-29%
Hungary	523	26	75,074	63,912	2,454	-28%	15%
Bos. and Herz.	361	23	56,296	48,250	2,282	-10%	26%
Bulgaria	375	17	53,985	45,856	2,104	-16%	18%
North Macedo..	471	20	68,175	59,028	2,046	3%	45%
Belgium	299	4	80,005	73,293	2,028	-14%	55%
Slovenia	437	3	109,087	100,455	1,985	12%	19%
Slovakia	151	14	67,984	63,646	1,947	-35%	16%
Italy	238	8	62,512	56,736	1,896	-23%	7%
UK	25	1	64,642	62,229	1,876	-51%	-53%
US	208	3	94,465	89,939	1,699	12%	-12%
Peru	273	9	50,143	44,823	1,675	0%	37%
Brazil	339	15	63,595	57,485	1,668	-10%	18%
Portugal	60	0	81,180	78,829	1,659	14%	-50%
Spain	180	2	72,084	68,320	1,637	31%	-52%
Poland	522	13	68,346	58,380	1,545	-9%	39%
Croatia	445	9	71,357	63,623	1,543	55%	87%
France	513	5	78,564	69,186	1,521	8%	0%
EU	316	6	64,002	57,858	1,451	-5%	6%
Panama	74	1	83,154	80,634	1,429	-21%	-35%
Lithuania	345	4	83,306	77,386	1,358	42%	-9%
Sweden	625	2	84,897	75,886	1,349	15%	-14%
Moldova	214	8	59,946	55,044	1,341	-35%	8%
Romania	227	8	52,423	47,573	1,312	-12%	21%
Colombia	271	5	50,173	45,666	1,300	94%	68%

## 26 - 50

	Average over last 7 days		Total Since 22 Jan			Change from 14d Ago in 14 day avg of daily new	
	New Confirmed	New Deaths	Total Confirmed	Estimated Recovered	Total Deaths	Confirmed	Deaths
Argentina	458	5	56,465	50,108	1,282	90%	32%
Chile	376	6	56,649	50,219	1,281	12%	9%
Armenia	300	7	68,616	63,102	1,267	5%	31%
Switzerland	294	1	71,999	67,747	1,209	15%	-14%
Austria	285	4	64,282	58,829	1,078	-11%	13%
Kosovo	372	6	51,962	46,855	1,066	-30%	-15%
Latvia	272	4	57,162	52,602	1,055	-9%	-6%
Netherlands	430	2	80,606	73,624	991	3%	-10%
Lebanon	363	5	72,941	66,756	982	-16%	-21%
Georgia	168	2	72,385	69,335	973	56%	3%
Ireland	83	2	48,874	46,639	969	-19%	-11%
Ukraine	347	9	43,751	38,049	892	13%	39%
Albania	86	2	44,658	42,428	807	-36%	-33%
Estonia	502	9	86,272	77,779	782	-44%	5%
Jordan	418	8	65,597	57,767	770	-35%	-2%
Israel	26	1	96,604	95,410	728	-64%	-36%
Serbia	389	5	73,841	66,351	661	-8%	32%
West Bank an..	529	5	59,280	51,512	631	22%	-7%
Costa Rica	162	2	43,686	41,648	592	21%	26%
Turkey	633	3	46,284	38,018	405	92%	76%
Kuwait	341	2	58,243	53,421	331	3%	-4%
Bahrain	666	2	92,696	83,515	330	37%	57%
UAE	195	0	49,106	46,059	155	-1%	-44%
Qatar	330	1	66,295	61,828	116	62%	158%
Total World	89	2	17,642	16,097	380	22%	18%

Change from 14d ago:  
Compares 14d-avgs. of Daily New Cases/Deaths  
today with 14d-avgs. from 14d ago

Estimated Recovered: Cases 14d ago - Deaths today

Top 50 countries selected by Cases / 1M  
Sorted by Total Deaths / 1M  
Excluded countries with population < 1M



# Top 50 Countries: Raw Volume

Updated 13 Apr 2021, 3:30 GMT

4

## 1 - 25

	Average over last 7 days		Total Since 22 Jan			Change from 14d Ago in 14 day avg of daily new	
	New Confirmed	New Deaths	Total Confirmed	Estimated Recovered	Total Deaths	Confirmed	Deaths
EU	140,493	2,650	28,497,000	25,761,088	646,254	-5%	6%
US	68,960	962	31,268,107	29,770,032	562,533	12%	-12%
Brazil	72,030	3,124	13,517,808	12,218,998	354,617	-10%	18%
Mexico	4,305	758	2,281,840	2,018,141	209,702	-10%	14%
India	143,343	787	13,689,453	11,924,797	171,058	132%	175%
UK	1,667	34	4,388,296	4,224,450	127,346	-51%	-53%
Italy	14,379	469	3,779,594	3,430,345	114,612	-23%	7%
Russia	8,471	358	4,597,400	4,376,364	101,552	-6%	-6%
France	33,453	327	5,128,140	4,516,001	99,294	8%	0%
Germany	17,471	237	3,024,604	2,716,153	78,796	10%	9%
Spain	8,419	106	3,370,256	3,194,300	76,525	31%	-52%
Colombia	13,790	266	2,552,937	2,323,623	66,156	94%	68%
Iran	21,070	205	2,093,452	1,800,220	64,764	108%	99%
Poland	19,741	497	2,586,647	2,209,483	58,481	-9%	39%
Argentina	20,691	212	2,551,999	2,264,654	57,957	90%	32%
Peru	9,016	299	1,653,320	1,477,891	55,230	0%	37%
South Africa	957	52	1,559,113	1,492,623	53,356	-18%	-50%
Indonesia	4,837	120	1,571,824	1,458,437	42,656	-7%	3%
Ukraine	15,155	394	1,913,415	1,664,024	39,012	13%	39%
Turkey	53,425	247	3,903,573	3,206,395	34,182	92%	76%
Czechia	3,909	123	1,581,184	1,488,854	27,918	-44%	-29%
Romania	4,358	151	1,008,490	915,195	25,248	-12%	21%
Chile	7,187	115	1,082,920	960,001	24,483	12%	9%
Hungary	5,055	254	725,241	617,416	23,708	-28%	15%
Belgium	3,466	43	927,229	849,433	23,503	-14%	55%

## 26 - 50

	Average over last 7 days		Total Since 22 Jan			Change from 14d Ago in 14 day avg of daily new	
	New Confirmed	New Deaths	Total Confirmed	Estimated Recovered	Total Deaths	Confirmed	Deaths
Canada	8,765	36	1,078,482	952,991	23,336	76%	20%
Ecuador	1,470	44	347,070	307,826	17,298	-3%	9%
Netherlands	7,375	26	1,381,182	1,261,538	16,981	3%	-10%
Portugal	610	5	827,765	803,798	16,918	14%	-50%
Pakistan	4,819	99	729,920	647,581	15,619	25%	66%
Philippines	10,404	245	876,225	716,745	15,149	37%	462%
Iraq	7,558	36	932,899	823,508	14,757	26%	10%
Bulgaria	2,608	119	375,115	318,631	14,619	-16%	18%
Sweden	6,316	18	857,401	766,397	13,621	15%	-14%
Slovakia	824	77	371,168	347,485	10,630	-35%	16%
Switzerland	2,541	13	623,126	586,324	10,466	15%	-14%
Bangladesh	6,788	72	691,957	591,073	9,822	118%	131%
Austria	2,568	32	578,950	529,835	9,706	-11%	13%
Japan	3,080	23	508,350	460,243	9,393	79%	-31%
Morocco	564	7	502,277	485,847	8,909	33%	38%
Jordan	4,265	82	669,300	589,401	7,855	-35%	-2%
Saudi Arabia	843	9	399,277	382,101	6,765	70%	31%
Lebanon	2,479	37	497,854	455,636	6,703	-16%	-21%
Israel	222	8	836,158	825,821	6,304	-64%	-36%
Panama	319	4	358,792	347,918	6,167	-21%	-35%
Serbia	3,400	39	645,173	579,733	5,773	-8%	32%
Belarus	1,227	10	336,881	317,236	2,363	6%	10%
UAE	1,932	3	485,675	455,538	1,533	-1%	-44%
Malaysia	1,449	5	362,173	341,552	1,333	8%	55%
Total World	692,802	12,132	136,663,253	124,699,199	2,945,662	22%	18%

\*Change from 14d ago:  
Compares 14d-avgs. of Daily New Cases/Deaths  
today with 14d-avgs. from 14d ago

Estimated Recovered: Cases 14d ago - Deaths today

Top 50 countries selected by Total Cases  
Sorted by Raw Total Deaths  
Excluded countries with population < 1M

N/A\*\* due to inconsistent reporting of Recovered Cases





# United States: Per 1M



## 1 - 25

	Average over last 7 days		Total Since 22 Jan			Change from 14d Ago in 14 day avg of daily new	
	New Confirmed	New Deaths	Total Confirmed	Estimated Recovered	Total Deaths	Confirmed	Deaths
New Jersey	417	4	107,626	98,554	2,803	-7%	3%
New York	366	4	100,867	92,953	2,632	-7%	-8%
Massachusetts	308	2	95,916	89,028	2,525	9%	-40%
Rhode Island	259	1	133,191	126,285	2,490	-5%	-32%
Mississippi	65	2	103,328	99,995	2,384	-26%	-3%
Arizona	105	2	116,811	113,125	2,347	37%	-54%
Connecticut	317	1	91,036	84,280	2,232	5%	-22%
Louisiana	95	2	96,762	93,285	2,203	-7%	-46%
South Dakota	222	1	135,523	130,433	2,201	-5%	-33%
Alabama	63	2	105,864	102,771	2,185	-30%	-6%
Pennsylvania	337	2	84,201	77,526	1,984	26%	-4%
North Dakota	205	1	137,532	132,715	1,971	32%	-60%
Indiana	174	2	103,951	99,756	1,953	28%	-25%
New Mexico	95	2	92,514	89,302	1,898	1%	-25%
Illinois	265	2	101,178	95,937	1,879	45%	-9%
Arkansas	53	1	110,087	107,476	1,877	-25%	-47%
Iowa	152	2	113,214	109,146	1,856	1%	47%
Georgia	128	4	101,223	97,660	1,839	-15%	-20%
S. Carolina	193	2	109,431	105,034	1,802	-16%	-37%
Michigan	729	4	83,205	71,630	1,760	66%	88%
Tennessee	165	2	120,793	116,804	1,759	-10%	-35%
Nevada	138	3	100,106	96,729	1,731	33%	-18%
Texas	123	2	97,668	94,392	1,698	-16%	-32%
Oklahoma	135	62	112,150	108,968	1,685	17%	1121%
Kansas	72	0	105,125	102,471	1,677	-5%	-59%

## 26 - 51

	Average over last 7 days		Total Since 22 Jan			Change from 14d Ago in 14 day avg of daily new	
	New Confirmed	New Deaths	Total Confirmed	Estimated Recovered	Total Deaths	Confirmed	Deaths
Delaware	344	2	101,590	95,322	1,624	19%	-29%
Ohio	177	0	89,091	85,061	1,611	24%	-84%
Florida	270	2	98,979	93,740	1,586	16%	-10%
DC	160	2	65,042	61,161	1,536	2%	47%
West Virginia	218	4	81,724	77,140	1,532	3%	0%
California	77	3	93,745	91,198	1,531	6%	-38%
Missouri	103	0	95,962	93,122	1,448	-5%	-34%
Montana	149	8	99,415	96,034	1,426	-6%	105%
Maryland	225	3	70,747	66,263	1,401	24%	2%
Kentucky	123	3	96,997	93,802	1,401	-8%	-79%
Wisconsin	157	1	110,944	107,699	1,268	31%	6%
Minnesota	415	2	96,468	90,355	1,248	49%	27%
Virginia	179	2	74,613	71,000	1,229	-1%	68%
Wyoming	113	0	98,466	95,876	1,211	-8%	50%
N. Carolina	170	2	89,155	85,673	1,172	-2%	-45%
Nebraska	177	3	110,810	106,664	1,148	53%	-4%
Idaho	148	2	102,789	99,474	1,117	-4%	-5%
Colorado	263	1	83,280	78,699	1,069	35%	25%
New Hampshire	326	1	65,624	60,368	924	30%	-47%
Washington	149	1	49,633	46,889	700	31%	13%
Utah	124	1	121,739	119,339	673	-10%	-48%
Oregon	126	2	40,508	38,344	579	53%	29%
Maine	241	1	40,363	36,660	559	50%	36%
Alaska	230	0	89,099	84,685	429	81%	-86%
Vermont	234	1	34,121	30,079	373	14%	-27%
Hawaii	71	0	22,698	21,265	333	18%	-18%

\*Change from 14d ago:  
Compares 14d-avgs. of Daily New Cases/Deaths  
today with 14d-avgs. from 14d ago

Estimated Recovered: Cases 14d ago - Deaths today

Sorted by Total Deaths / 1M

N/As due to states revising and updating case counts



# United States: Raw Volume



## 1 - 25

	Average over last 7 days		Total Since 22 Jan			Change from 14d Ago in 14 day avg of daily new	
	New Confirmed	New Deaths	Total Confirmed	Estimated Recovered	Total Deaths	Confirmed	Deaths
California	3,030	99	3,704,070	3,603,418	60,495	6%	-38%
New York	7,118	71	1,962,225	1,808,270	51,204	-7%	-8%
Texas	3,581	72	2,831,972	2,736,988	49,231	-16%	-32%
Florida	5,791	49	2,125,846	2,013,323	34,056	16%	-10%
Pennsylvania	4,315	31	1,077,936	992,484	25,397	26%	-4%
New Jersey	3,705	35	955,958	875,377	24,896	-7%	3%
Illinois	3,355	21	1,282,114	1,215,693	23,809	45%	-9%
Georgia	1,362	44	1,074,731	1,036,898	19,523	-15%	-20%
Ohio	2,066	0	1,041,389	994,292	18,827	24%	-84%
Michigan	7,283	42	830,957	715,362	17,576	66%	88%
Massachusetts	2,126	12	661,101	613,625	17,406	9%	-40%
Arizona	761	14	850,236	823,406	17,086	37%	-54%
Indiana	1,171	11	699,823	671,582	13,151	28%	-25%
N. Carolina	1,786	17	935,061	898,543	12,290	-2%	-45%
Tennessee	1,127	12	824,914	797,677	12,015	-10%	-35%
Alabama	308	11	519,071	503,907	10,712	-30%	-6%
Virginia	1,527	18	636,862	606,023	10,486	-1%	68%
Louisiana	441	11	449,827	433,664	10,241	-7%	-46%
S. Carolina	994	10	563,427	540,792	9,276	-16%	-37%
Missouri	630	3	588,962	571,530	8,887	-5%	-34%
Maryland	1,361	15	427,715	400,605	8,470	24%	2%
Connecticut	1,131	5	324,571	300,482	7,957	5%	-22%
Wisconsin	916	6	645,964	627,070	7,383	31%	6%
Mississippi	194	6	307,519	297,599	7,096	-26%	-3%
Minnesota	2,342	11	544,046	509,571	7,037	49%	27%

## 26 - 51

	Average over last 7 days		Total Since 22 Jan			Change from 14d Ago in 14 day avg of daily new	
	New Confirmed	New Deaths	Total Confirmed	Estimated Recovered	Total Deaths	Confirmed	Deaths
Oklahoma	536	245	443,773	431,184	6,669	17%	1121%
Kentucky	549	12	433,352	419,076	6,257	-8%	-79%
Colorado	1,515	4	479,590	453,204	6,157	35%	25%
Iowa	481	5	357,197	344,362	5,857	1%	47%
Arkansas	161	2	332,222	324,343	5,665	-25%	-47%
Nevada	427	8	308,343	297,941	5,332	33%	-18%
Washington	1,134	6	377,952	357,056	5,329	31%	13%
Kansas	211	0	306,262	298,531	4,887	-5%	-59%
New Mexico	199	4	193,987	187,251	3,979	1%	-25%
West Virginia	390	7	146,462	138,246	2,745	3%	0%
Rhode Island	275	1	141,097	133,781	2,638	-5%	-32%
Oregon	532	7	170,850	161,723	2,441	53%	29%
Nebraska	342	6	214,351	206,332	2,221	53%	-4%
Utah	396	4	390,289	382,597	2,159	-10%	-48%
Idaho	265	3	183,691	177,767	1,996	-4%	-5%
South Dakota	196	1	119,892	115,389	1,947	-5%	-33%
Delaware	335	2	98,925	92,821	1,581	19%	-29%
Montana	159	8	106,253	102,639	1,524	-6%	105%
North Dakota	156	1	104,808	101,137	1,502	32%	-60%
New Hampshire	443	1	89,229	82,083	1,257	30%	-47%
DC	113	2	45,903	43,164	1,084	2%	47%
Maine	324	1	54,256	49,279	751	50%	36%
Wyoming	66	0	56,988	55,489	701	-8%	50%
Hawaii	101	1	32,137	30,108	471	18%	-18%
Alaska	168	0	65,180	61,951	314	81%	-86%
Vermont	146	1	21,291	18,769	233	14%	-27%

\*Change from 14d ago:  
Compares 14d-avgs. of Daily New Cases/Deaths  
today with 14d-avgs. from 14d ago

Estimated Recovered: Cases 14d ago - Deaths today

Sorted by Raw Total Deaths

N/As due to states revising and updating case counts





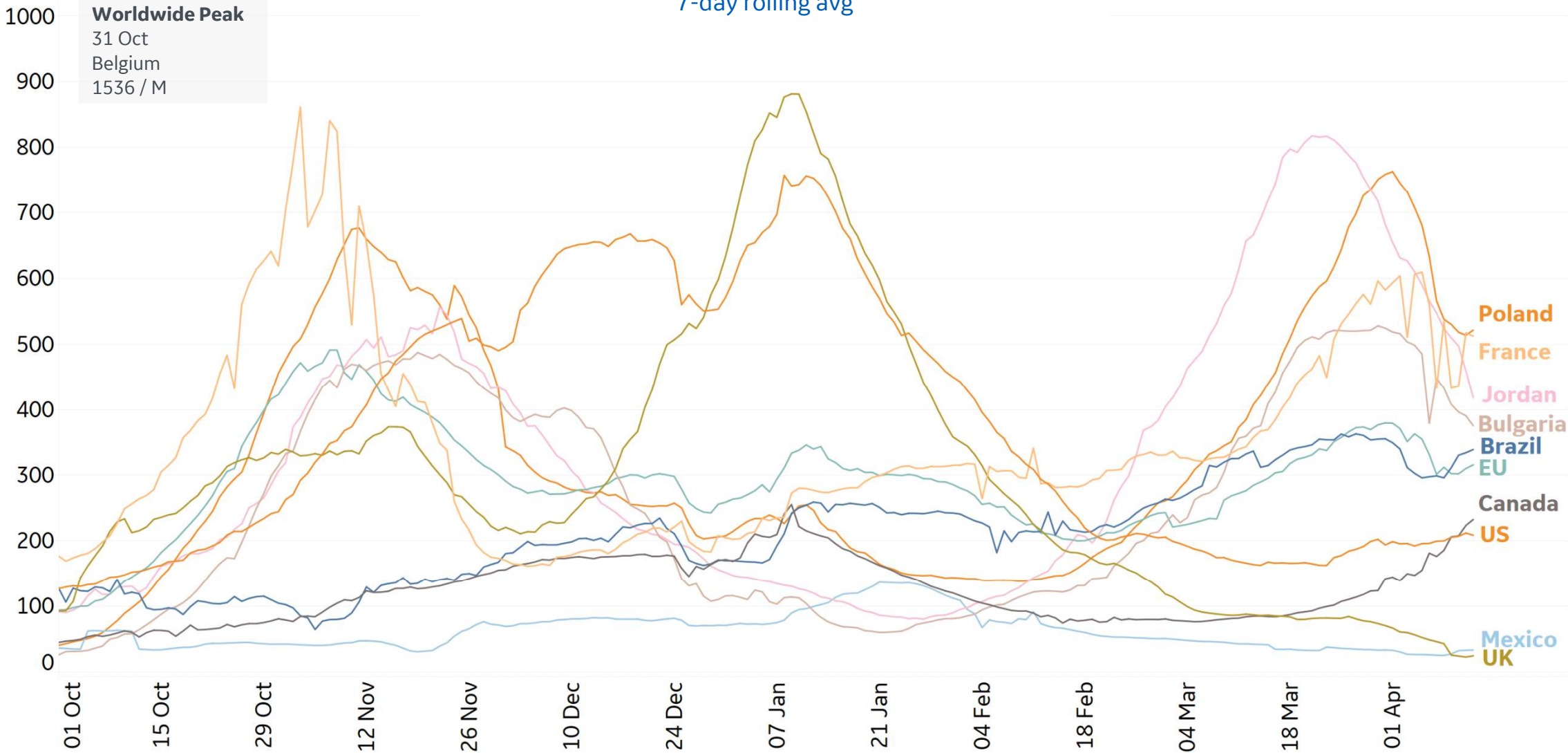
# New Confirmed Cases in Select Countries

Updated 13 Apr 2021, 3:30 GMT

7

## Daily New Confirmed Cases / 1M

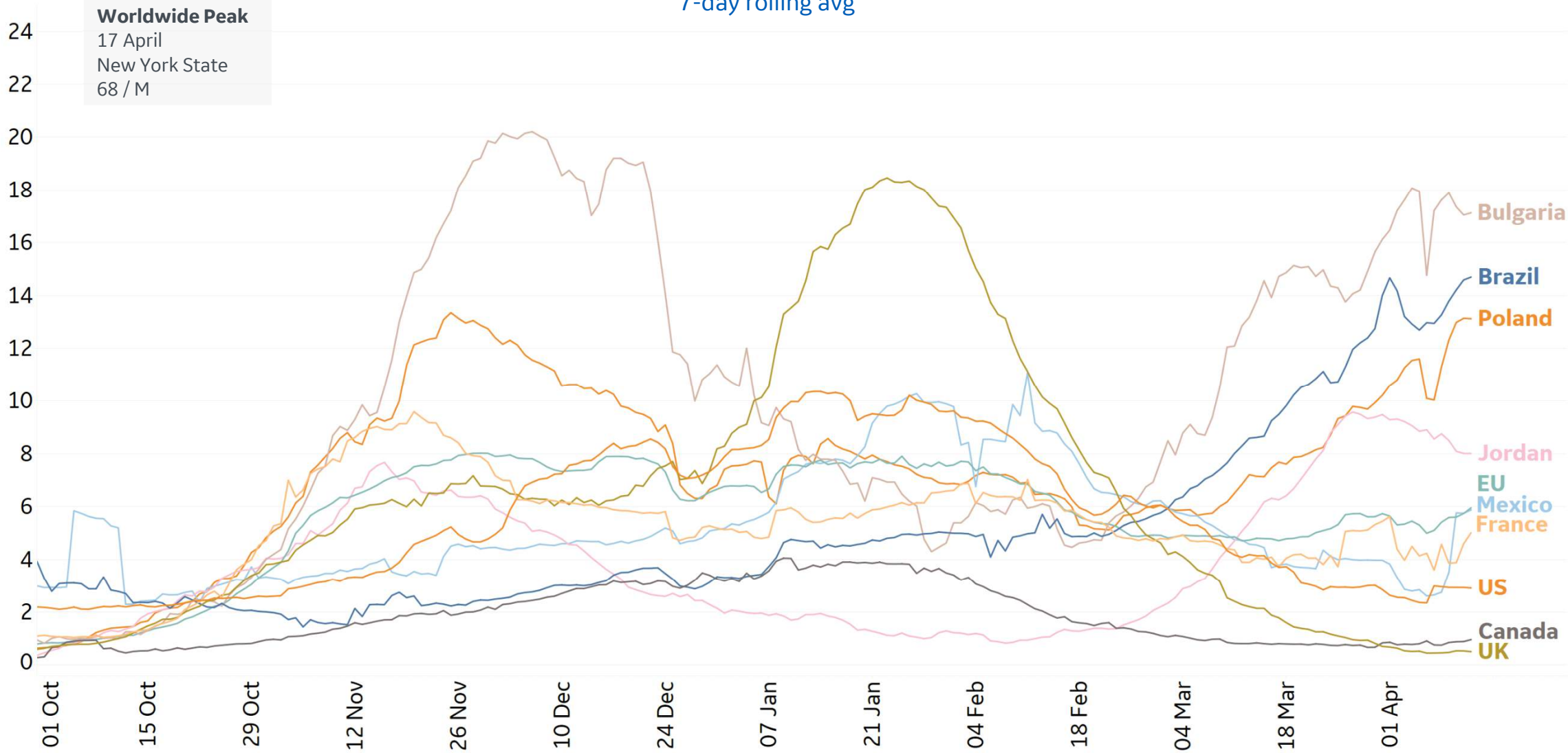
7-day rolling avg





# New Deaths in Select Countries

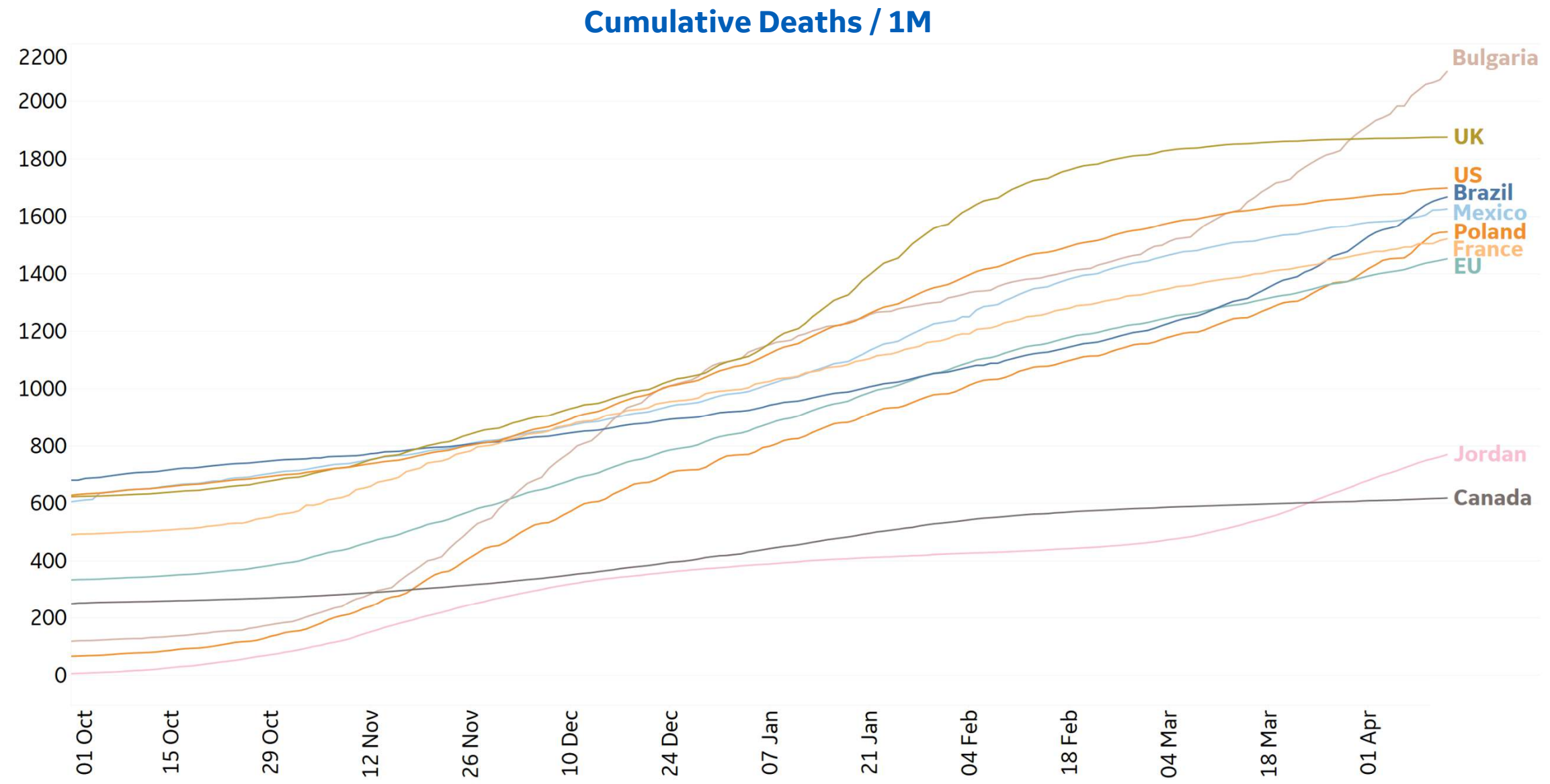
Daily New Deaths / 1M  
7-day rolling avg





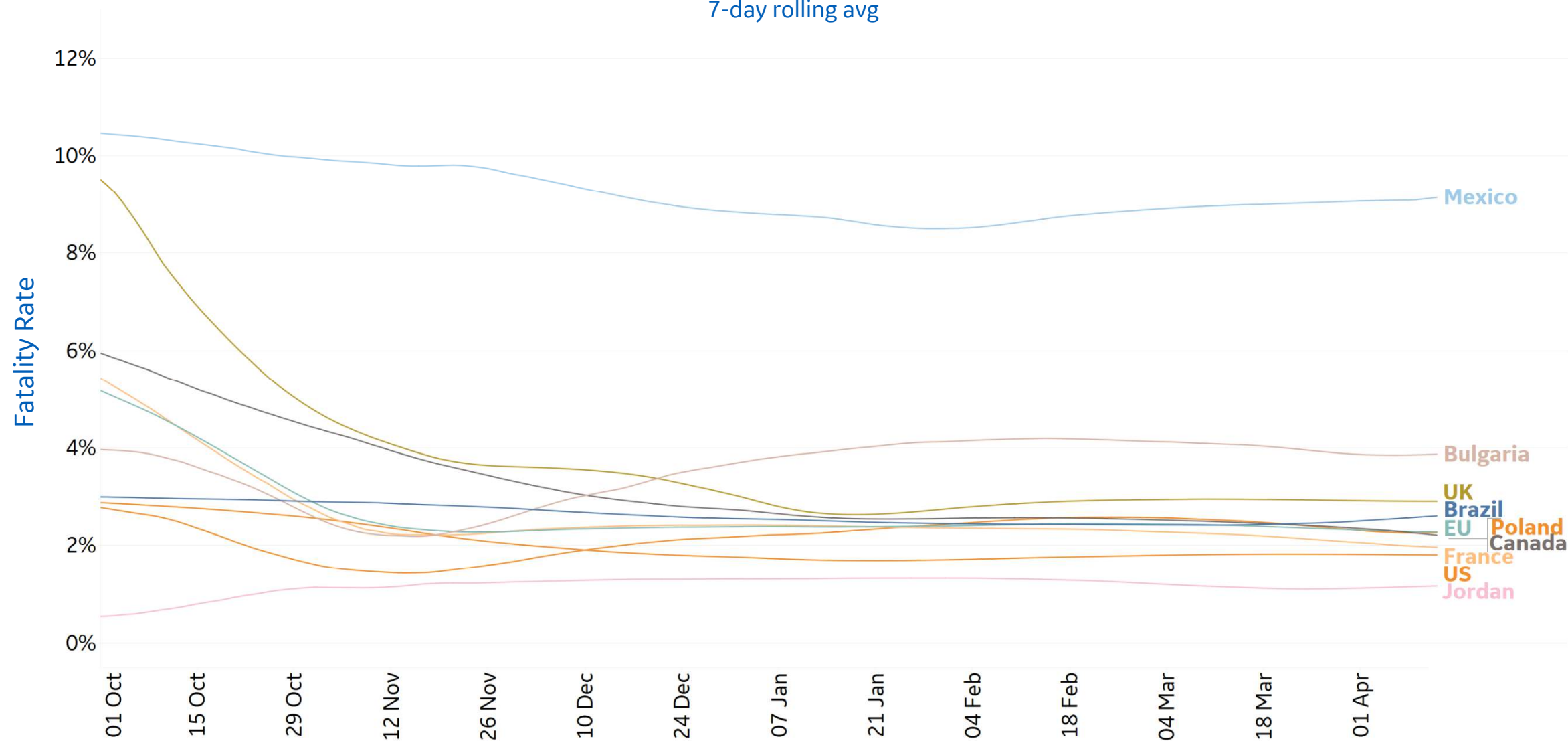


# Cumulative Deaths in Select Countries





7-day rolling avg

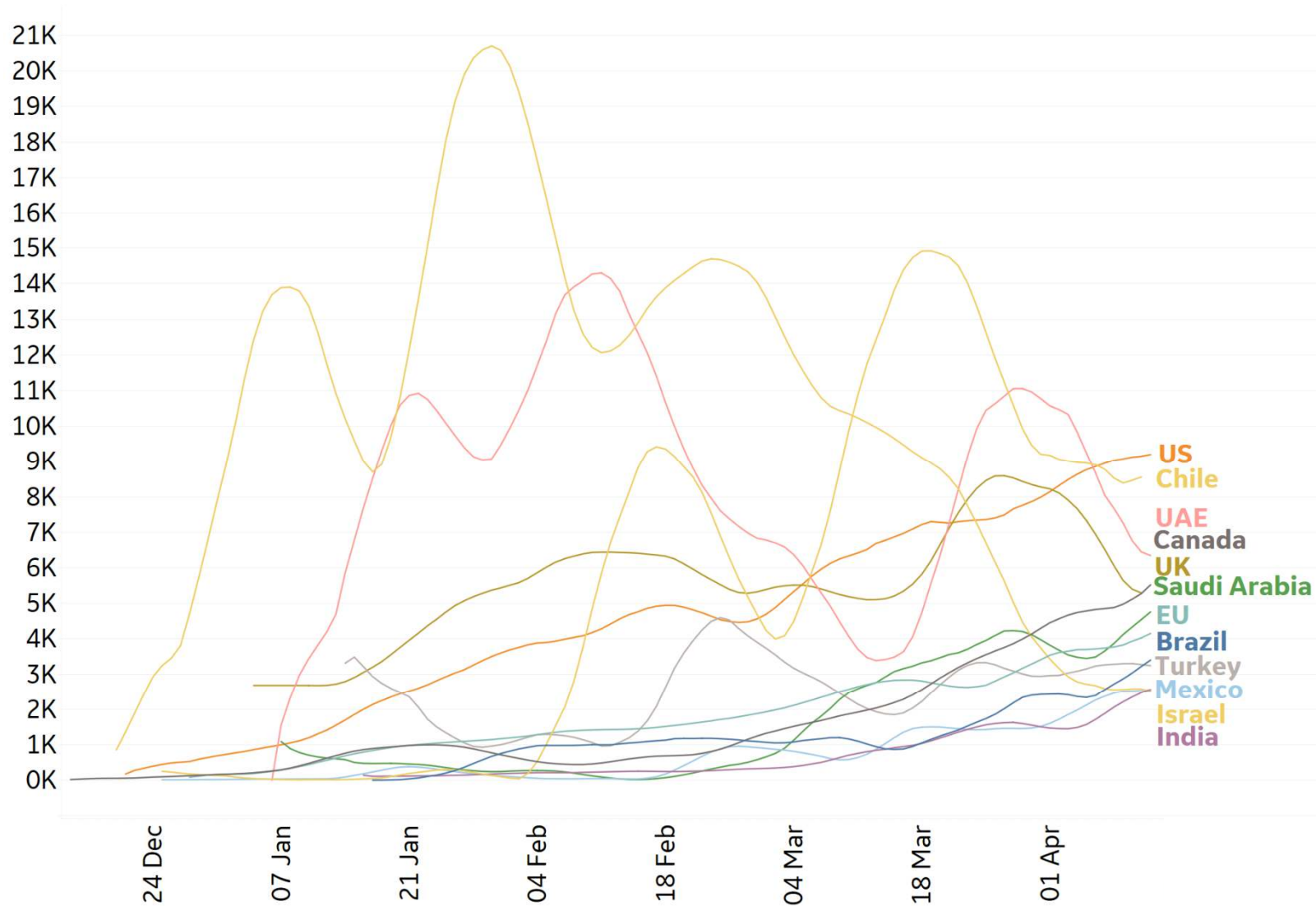




# Daily & Total Vaccinations, Select Countries

Select countries with data available

Daily New Vaccinations / 1M, 7-day avg



	Total Vax per 1M	% of Population FULLY Vaccinated
Israel	1,187,651	57.2%
UAE	913,807	
Chile	629,598	24.4%
UK	586,966	11.3%
US	573,083	22.4%
Hungary	436,861	12.9%
Spain	230,672	6.6%
Germany	223,013	6.1%
France	222,705	5.7%
Turkey	222,068	9.0%
Canada	220,732	2.2%
Italy	219,755	6.6%
EU	218,453	6.2%
Portugal	216,083	6.2%
Saudi Arabia	183,877	
Brazil	129,060	3.0%
Mexico	90,770	1.7%
India	78,647	1.0%

\*Total Vax and % Fully Vaccinated use most current reported data per country





# US State Vaccinations to Date



State	% Fully Vaccinated	% Rec'd at Least 1 Dose	Population
New Mexico	29.6%	45.0%	2,096,829
Rhode Island	28.7%	40.5%	1,059,361
South Dakota	28.5%	41.2%	884,659
Connecticut	28.1%	44.4%	3,565,287
Maine	27.7%	42.9%	1,344,212
Alaska	27.6%	37.2%	731,545
Vermont	27.2%	42.5%	623,989
North Dakota	27.1%	36.8%	762,062
New Jersey	26.3%	42.1%	8,882,190
Minnesota	26.0%	39.3%	5,639,632
Massachusetts	25.8%	43.8%	6,892,503
Wisconsin	25.8%	39.7%	5,822,434
New York	25.3%	39.2%	19,453,561
Iowa	25.3%	38.1%	3,155,070
Hawaii	25.2%	36.7%	1,415,872
New Hampshire	25.0%	52.3%	1,359,711
Montana	24.9%	36.5%	1,068,778
West Virginia	24.2%	33.6%	1,792,147
Washington	24.0%	37.2%	7,614,893
Kentucky	24.0%	36.3%	4,467,673
Nebraska	23.9%	37.2%	1,934,408
Maryland	23.8%	38.5%	6,045,680
Oklahoma	23.7%	35.6%	3,956,971
Michigan	23.1%	35.5%	9,986,857
Virginia	23.0%	39.0%	8,535,519

**22.0%**  
Total US population  
**fully vaccinated**  
(**219,924 per million**)

**35.8%**  
Total US population  
having received  
**at least 1 dose**  
(**358,500 per million**)

*Fully vaccinated people are persons who have received all doses required per vaccine*

State	% Fully Vaccinated	% Rec'd at Least 1 Dose	Population
Ohio	22.9%	35.6%	11,689,100
Kansas	22.9%	37.7%	2,913,314
Wyoming	22.8%	31.1%	578,759
Colorado	22.8%	38.1%	5,758,736
Pennsylvania	22.7%	39.5%	12,801,989
Oregon	22.3%	35.5%	4,217,737
Illinois	22.3%	38.8%	12,671,821
Arizona	22.0%	35.2%	7,278,717
Delaware	21.8%	38.3%	973,764
North Carolina	21.7%	34.0%	10,488,084
Nevada	21.5%	34.0%	3,080,156
Florida	21.4%	34.8%	21,477,737
California	21.4%	38.8%	39,512,223
Idaho	21.3%	31.0%	1,787,065
Louisiana	21.1%	29.9%	4,648,794
Indiana	20.9%	31.1%	6,732,219
Missouri	20.6%	31.5%	6,137,428
South Carolina	20.6%	32.7%	5,148,714
Texas	19.9%	32.4%	28,995,881
Mississippi	19.2%	27.9%	2,976,149
Arkansas	19.0%	31.5%	3,017,804
Tennessee	18.2%	30.3%	6,829,174
Alabama	16.8%	28.3%	4,903,185
Utah	16.1%	31.8%	3,205,958
Georgia	15.0%	28.8%	10,617,423



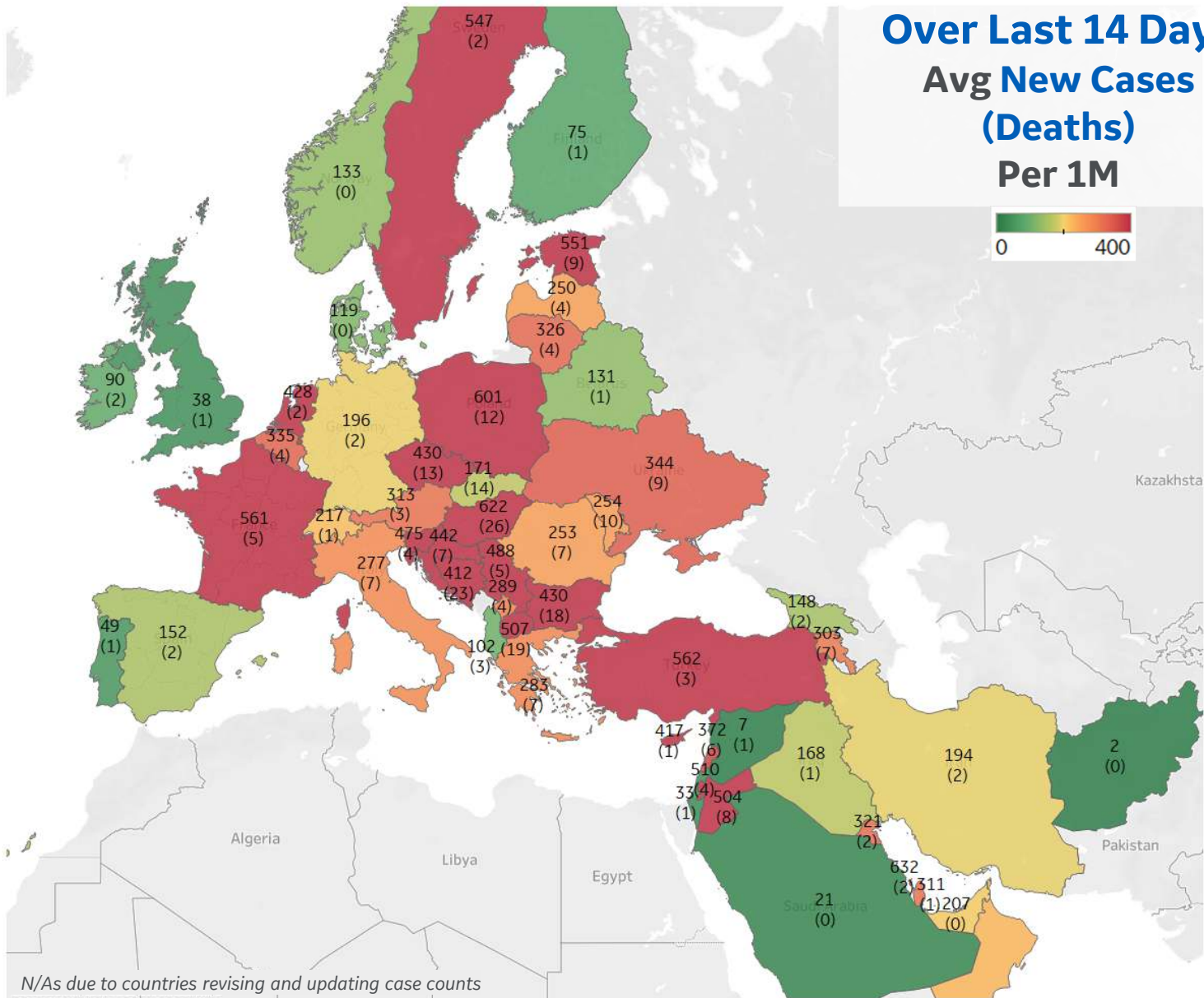
## Per 1M in Region

	Today	Change
Active Cases	20,968	+0.2%
Confirmed	229 new	+0.5%
Deaths	4 new	+0.4%
Recovered	192 new	+0.7%

## Most Daily New Cases / 1M

Bahrain	632
Hungary	622
Poland	601
Turkey	562
France	561
Estonia	551
Sweden	547
North Macedonia	507
Jordan	504

\* Excludes regions with population < 1M



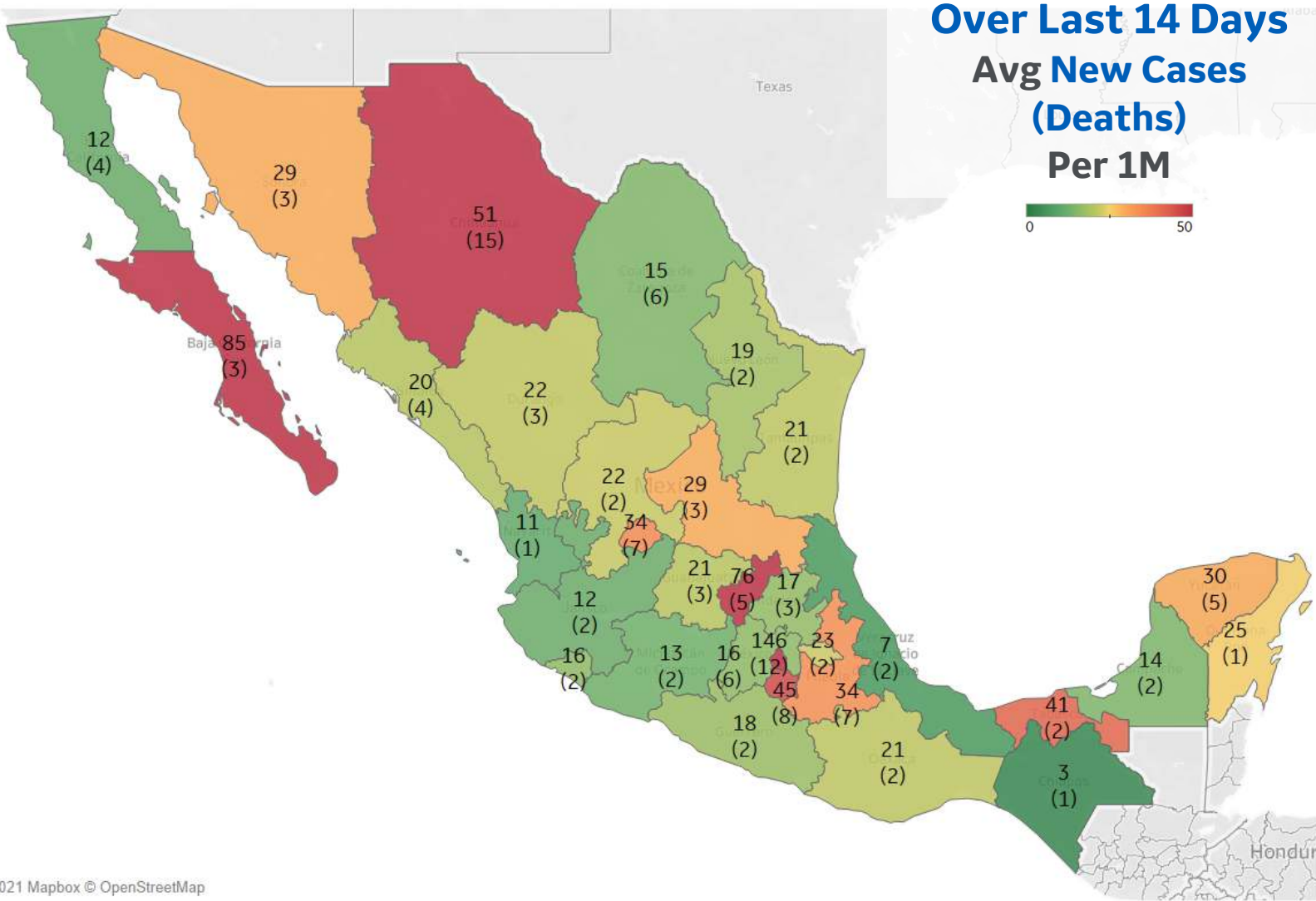


## Per 1M in Region

	Today	Change
Active Cases	2,380	+0.4%
Confirmed	13 new	+0.1%
Deaths	3 new	+0.2%
Recovered	0 new	+0.0%

## Most Daily New Cases / 1M

Distrito Federal	146
Baja California Sur	85
Querétaro	76
Chihuahua	51
Morelos	45
Tabasco	41
Aguascalientes	34
Puebla	34
Nacional	30
Yucatán	30

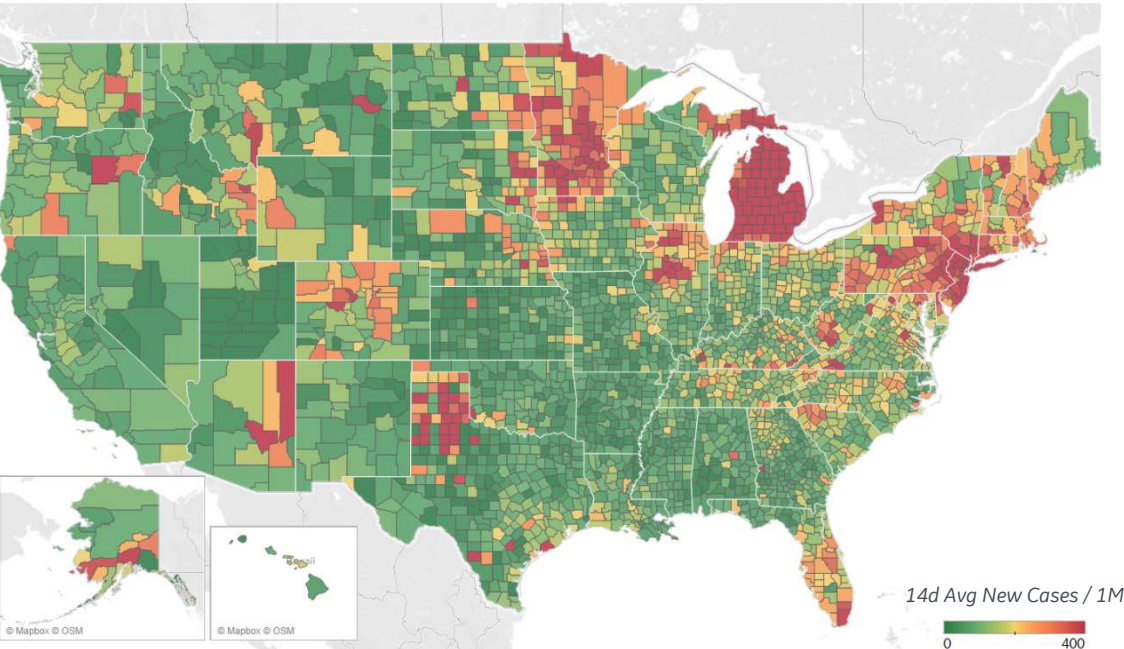






# US Counties: Recent Cases and Deaths

## Average New Cases per 1M Over Last 14 Days

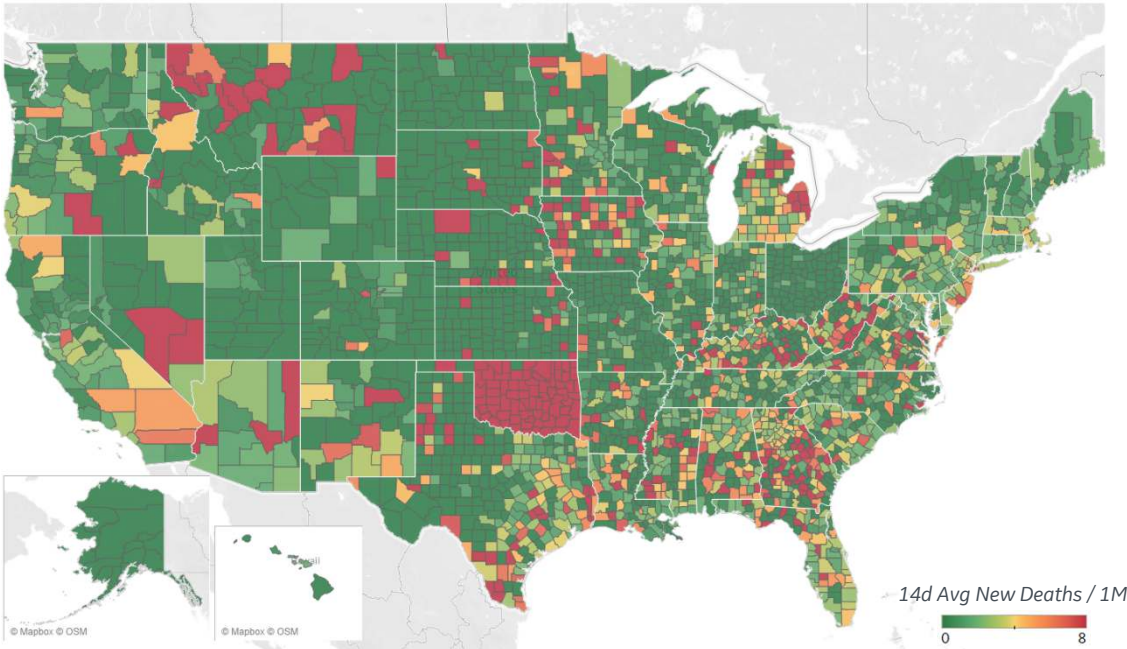


### Top 10 by New Confirmed

Avg New Confirmed Cases / 1M

Macomb County, MI	1,019
Genesee County, MI	824
Wayne County, MI	761
Oakland County, MI	684
Ottawa County, MI	667
Ingham County, MI	613
Kalamazoo County, MI	558
Passaic County, NJ	544
Kent County, MI	538
Essex County, NJ	528

## Average New Deaths per 1M Over Last 14 Days



### Top 10 by New Deaths

Avg New Deaths/ 1M

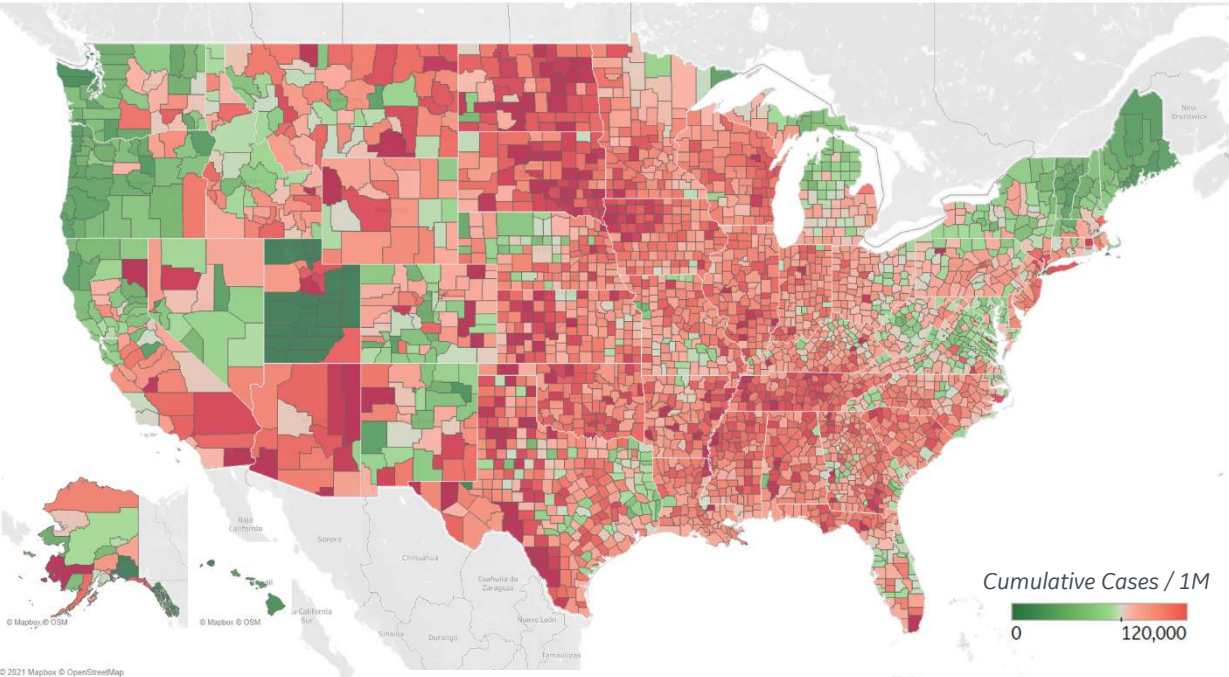
Oklahoma County, OK	31
Tulsa County, OK	26
Cleveland County, OK	23
Atlantic County, NJ	8
San Joaquin County, CA	7
Cameron County, TX	7
Riverside County, CA	6
New York City*	6
Ocean County, NJ	6
Jefferson County, TX	6

**Note:** Lists includes counties  
≥ 250K population



# US Counties: Cumulative Cases and Deaths

## Confirmed **Cases** per 1M to date

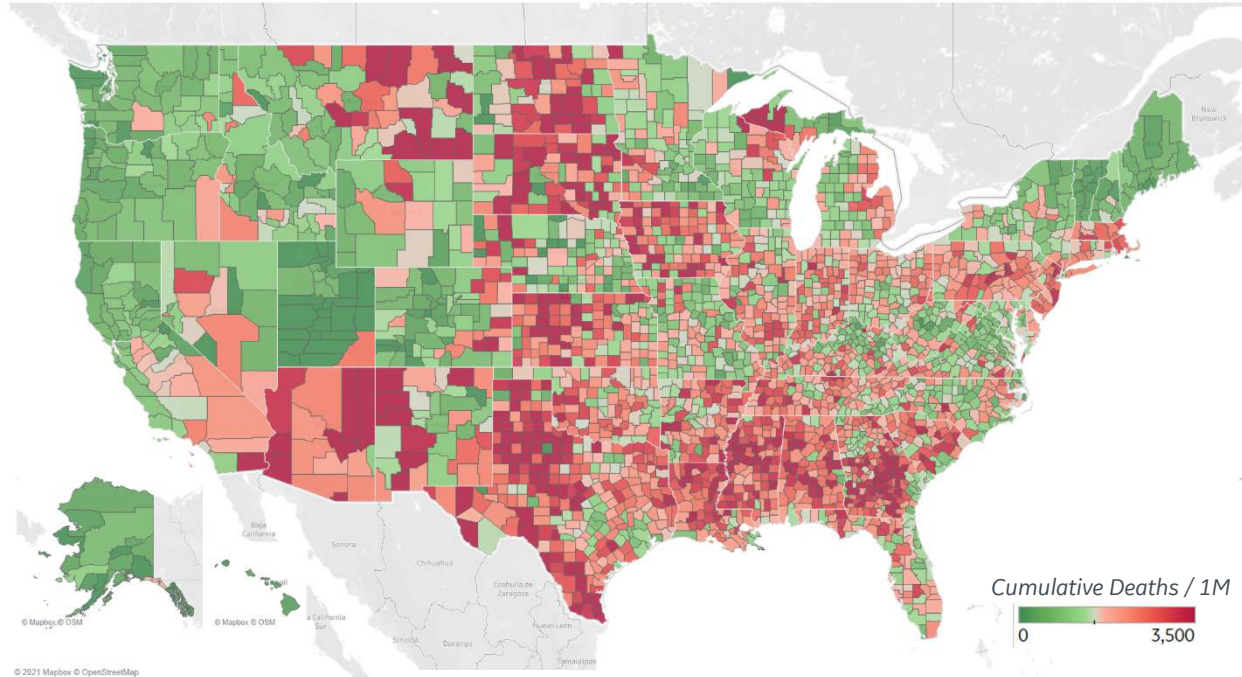


### Top 10 Counties

Total Confirmed Cases / 1M

Miami-Dade County, FL	169,691
Lubbock County, TX	156,767
El Paso County, TX	156,641
Webb County, TX	156,312
Utah County, UT	147,405
Providence County, RI	141,831
Rockland County, NY	138,580
Greenville County, SC	136,688
San Bernardino County, CA	134,781
Passaic County, NJ	134,581

## Reported **Deaths** per 1M to date



### Top 10 Counties

Total Reported Deaths / 1M

New York City*	5,929
Cameron County, TX	3,765
Passaic County, NJ	3,633
Essex County, NJ	3,528
Union County, NJ	3,383
Ocean County, NJ	3,355
Hidalgo County, TX	3,216
Hudson County, NJ	3,206
Hampden County, MA	3,150
El Paso County, TX	3,100

**Note:** Lists includes counties  $\geq 250K$  population

\* New York City counties aggregated into one reporting area





## Per 1M in Region

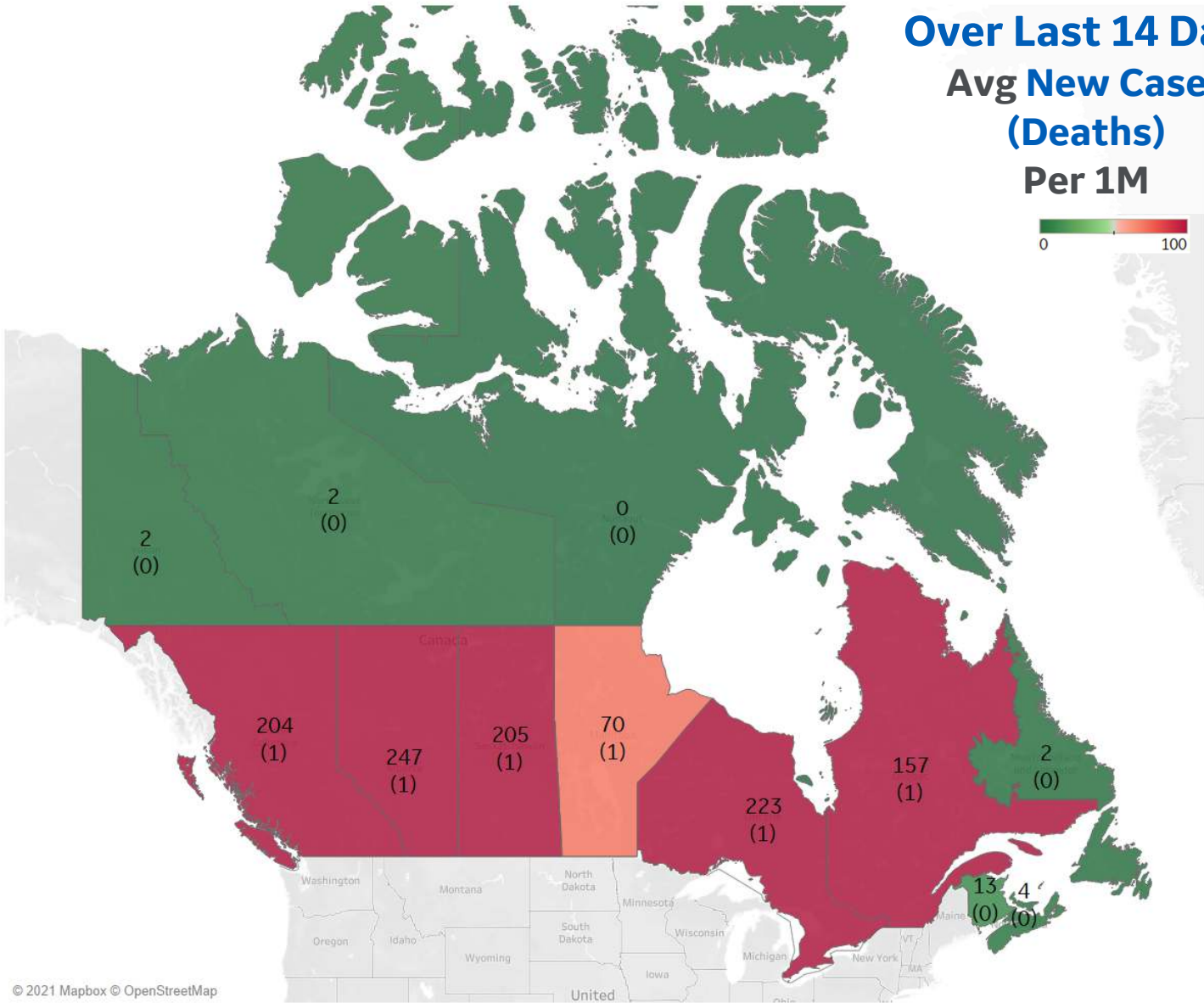
	Today	Change
Active Cases	1,995	+4.1%
Confirmed	284 new	+1.0%
Deaths	1 new	+0.2%
Recovered	204 new	+0.8%

## Most Daily New Cases / 1M

Alberta	247
Ontario	223
Saskatchewan	205
British Columbia	204
Quebec	157
Manitoba	70

\* Excludes regions with population < 1M

## Over Last 14 Days Avg New Cases (Deaths) Per 1M







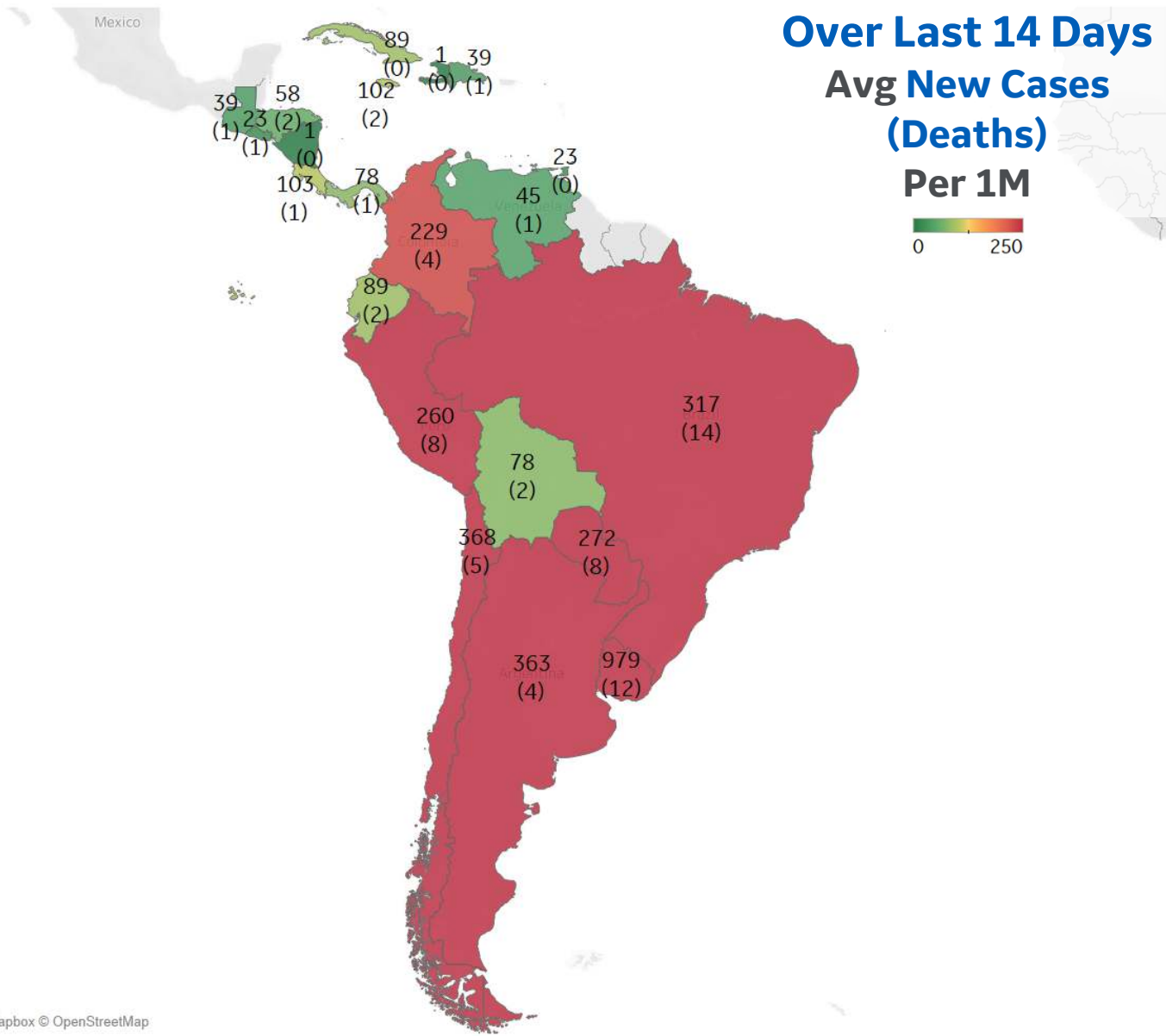
## Per 1M in Region

	Today	Change
Active Cases	3,975	+1.3%
Confirmed	179 new	+0.4%
Deaths	5 new	+0.4%
Recovered	123 new	+0.3%

## Most Daily New Cases / 1M

Uruguay	979
Chile	368
Argentina	363
Brazil	317
Paraguay	272
Peru	260
Colombia	229
Costa Rica	103
Jamaica	102
Cuba	89

\* Excludes regions with population < 1M





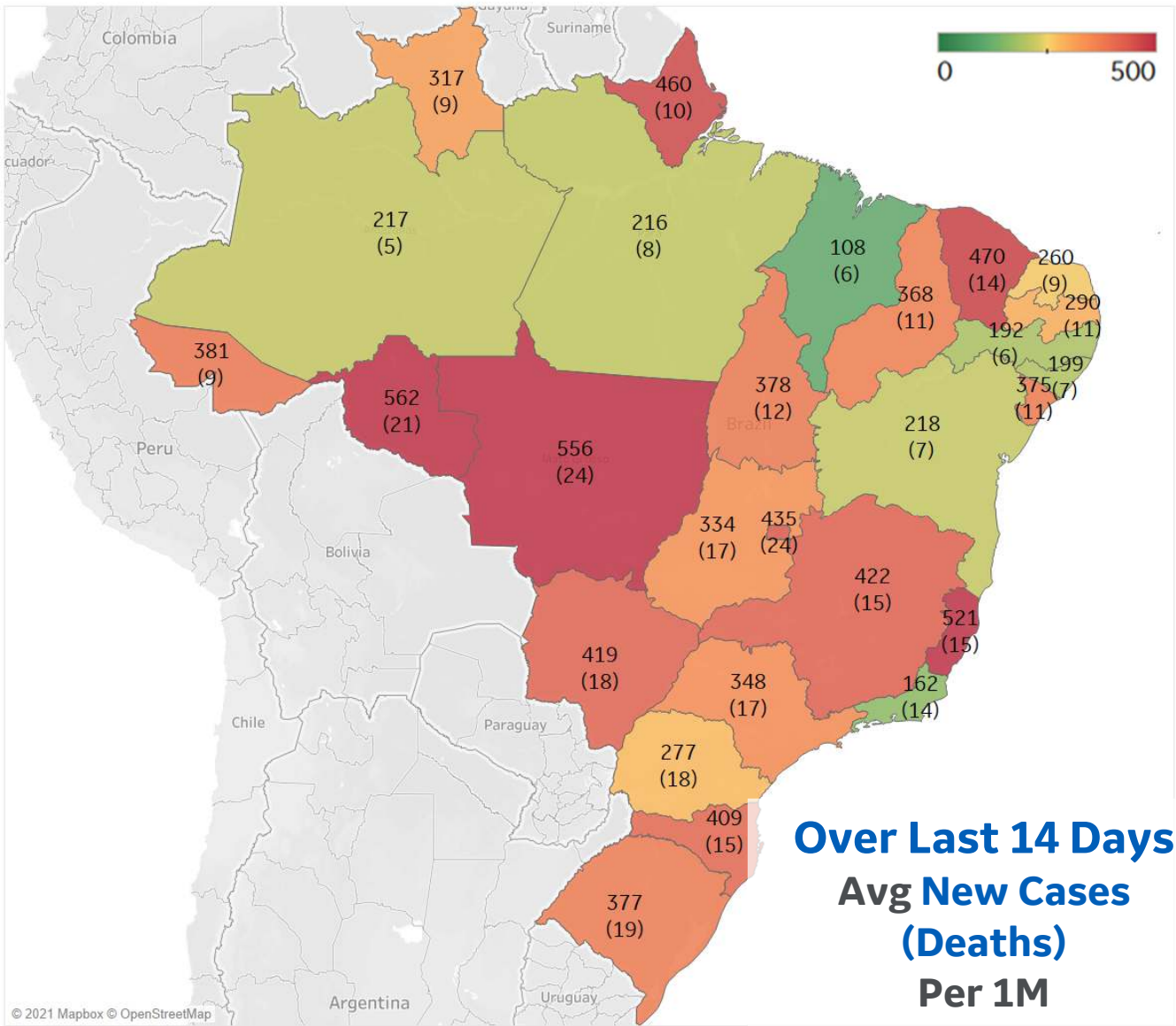
## Per 1M in Region

	Today	Change
Active Cases	5,979	+1.7%
Confirmed	168 new	+0.3%
Deaths	7 new	+0.4%
Recovered	63 new	+0.1%

## Most Daily New Cases / 1M

Rondônia	562
MatoGrosso	556
Espírito Santo	521
Ceará	470
Distrito Federal	435
Minas Gerais	422
MatoGrosso do ..	419
Santa Catarina	409
Tocantins	378
Rio Grande do ..	377

\* Excludes regions with population < 1M





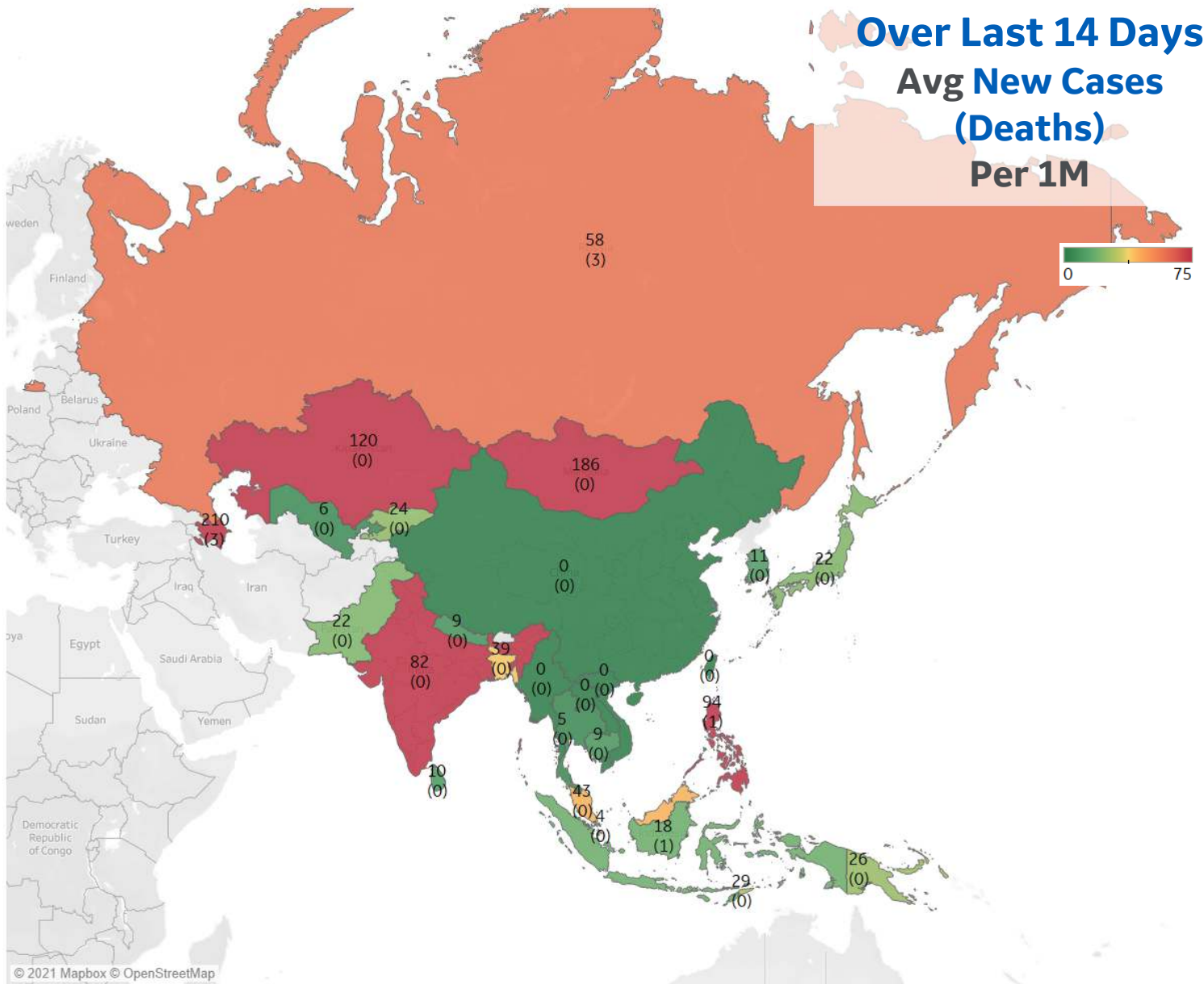
## Per 1M in Region

	Today	Change
Active Cases	494	+4.0%
Confirmed	48 new	+0.9%
Deaths	0.4 new	+0.5%
Recovered	29 new	+0.6%

## Most Daily New Cases / 1M

Azerbaijan	210
Mongolia	186
Kazakhstan	120
Philippines	94
India	82
Russia	58
Malaysia	43
Bangladesh	39
Timor-Leste	29
Papua New Guin..	26

\* Excludes regions with population < 1M





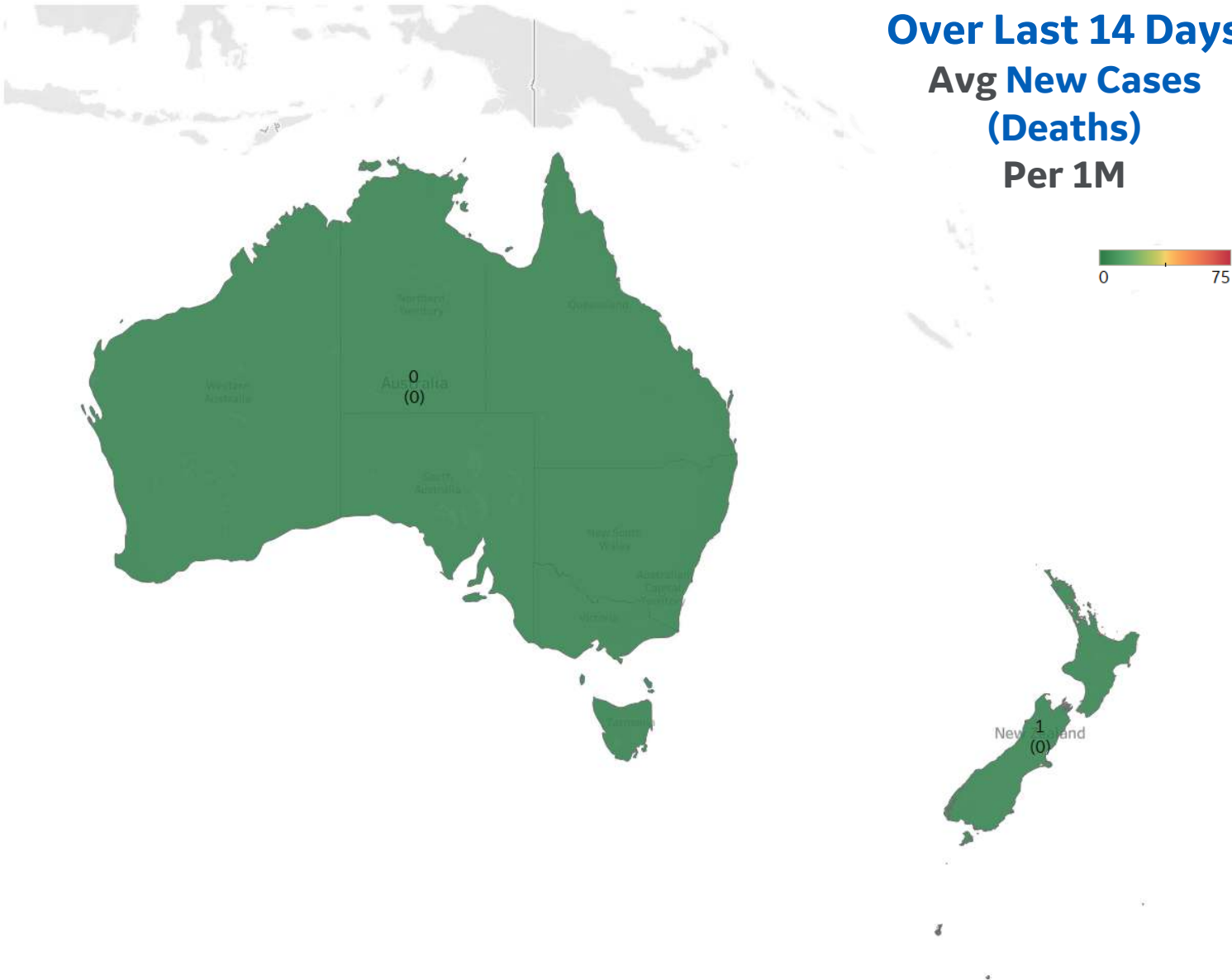


Per 1M in Region

	Today	Change
Active Cases	177	+0.2%
Confirmed	0.4 new	+0.04%
Deaths	0 new	+0%
Recovered	0 new	+0%

Most Daily New Cases / 1M

New Zealand	1
Australia	0





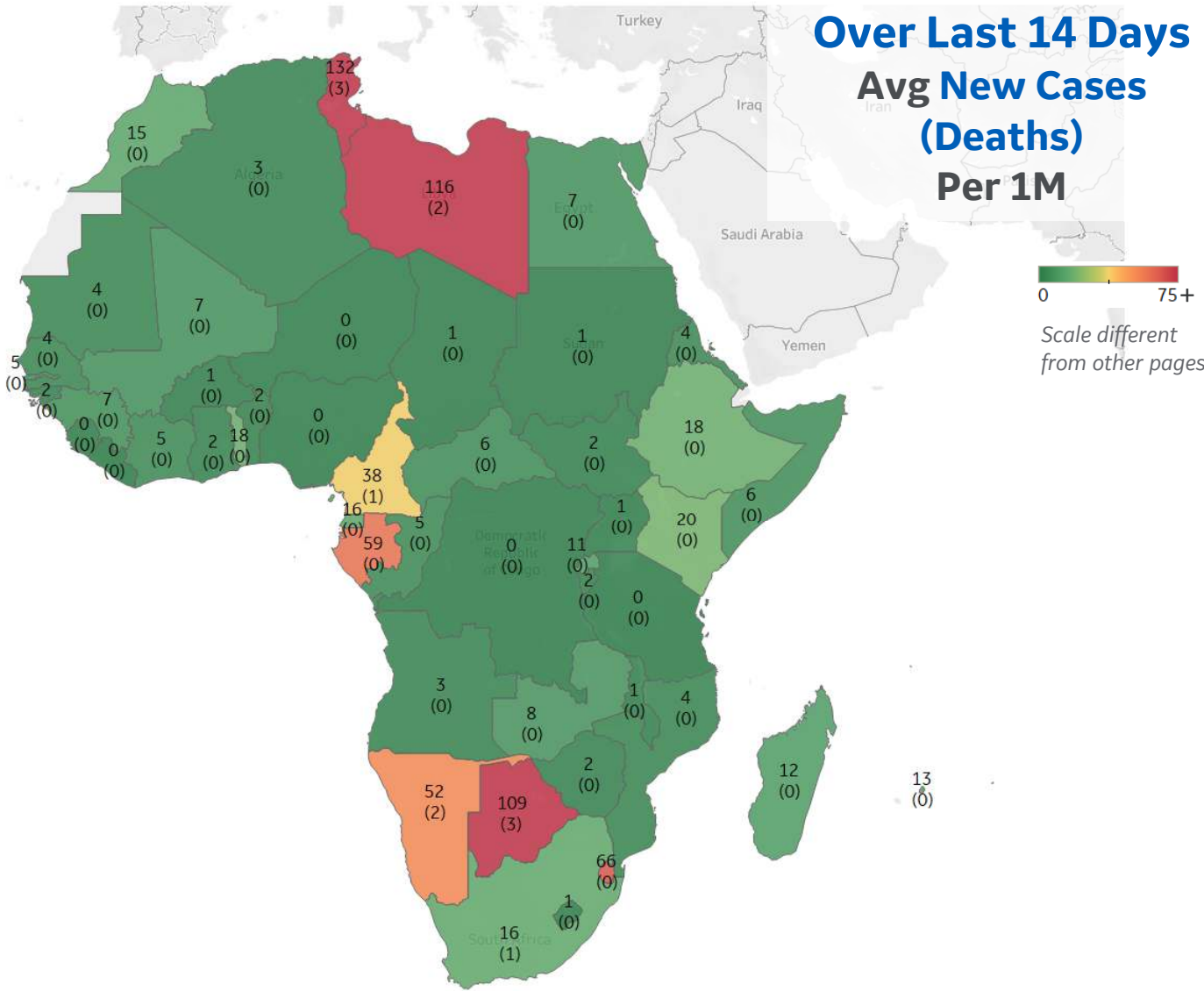
## Per 1M in Region

	Today	Change
Active Cases	263	+0.0%
Confirmed	8 new	+0.2%
Deaths	0.2 new	+0.2%
Recovered	7 new	+0.2%

## Most Daily New Cases / 1M

Tunisia	132
Libya	116
Botswana	109
Eswatini	66
Gabon	59
Namibia	52
Cameroon	38
Kenya	20
Ethiopia	18
Togo	18

\* Excludes regions with population < 1M





# Sources



\*\* Per 1M = Per 1 Million Population unless otherwise noted

Worldwide Survival Rate, last 30d calculation =  
[(Total Confirmed – Total Confirmed 30d ago) – (Total Deaths-Total Deaths 30d ago)] / (Total Confirmed – Total Confirmed 30d ago)

**Johns Hopkins Coronavirus Resource Center:**

<https://coronavirus.jhu.edu/map.html>

**Worldometer Coronavirus Reporting:**

<https://www.worldometers.info/coronavirus/>

**Public Health England:**

<https://www.gov.uk/government/publications/covid-19-track-coronavirus-cases>

**US Department of Homeland Security, Homeland Infrastructure Foundation-Level Data:**

<https://hifld-geoplatform.opendata.arcgis.com/datasets/hospitals>

**National Health Commission of the PRC:**

<http://www.nhc.gov.cn/xcs/yqtb/202003/bf66696029ba420098164607240074f8.shtml>

**CDC, Severe Outcomes Among Patients with Coronavirus Disease 2019 (COVID-19):**

<https://www.cdc.gov/mmwr/volumes/69/wr/mm6912e2.htm>

**Italian Department of Civil Protection, COVID Monitoring:**

<http://opendatadpc.maps.arcgis.com/apps/opsdashboard/index.html#/b0c68bce2cce478eaac82fe38d4138b1>

**The COVID Tracking Project:**

<https://covidtracking.com/data/>

**UK Office for National Statistics:**

<https://www.ons.gov.uk/peoplepopulationandcommunity/birthsdeathsandmarriages/deaths/bulletins/deathsregisteredweeklyinenglandandwalesprovisional/weekending24april2020>

**European Centre for Disease Prevention and Control:**

<https://www.ecdc.europa.eu/en/publications-data/download-data-hospital-and-icu-admission-rates-and-current-occupancy-covid-19>

**Secretary of Health, Mexico:**

<https://www.gob.mx/salud/en>

**Canada Regional Data:**

<https://health-infobase.canada.ca/covid-19/epidemiological-summary-covid-19-cases.html#fn1>

**Canada Regional Populations (Q4 2019):**

<https://www150.statcan.gc.ca/t1/tbl1/en/tv.action?pid=1710000901>

**CDC COVID Data Tracker:**

<https://covid.cdc.gov/covid-data-tracker/#vaccinations>

**Oxford COVID-19 Government Response Tracker:**

<https://www.bing.com/search?q=oxford+stringency+index+countries&PC=U316&FORM=CHROMN>