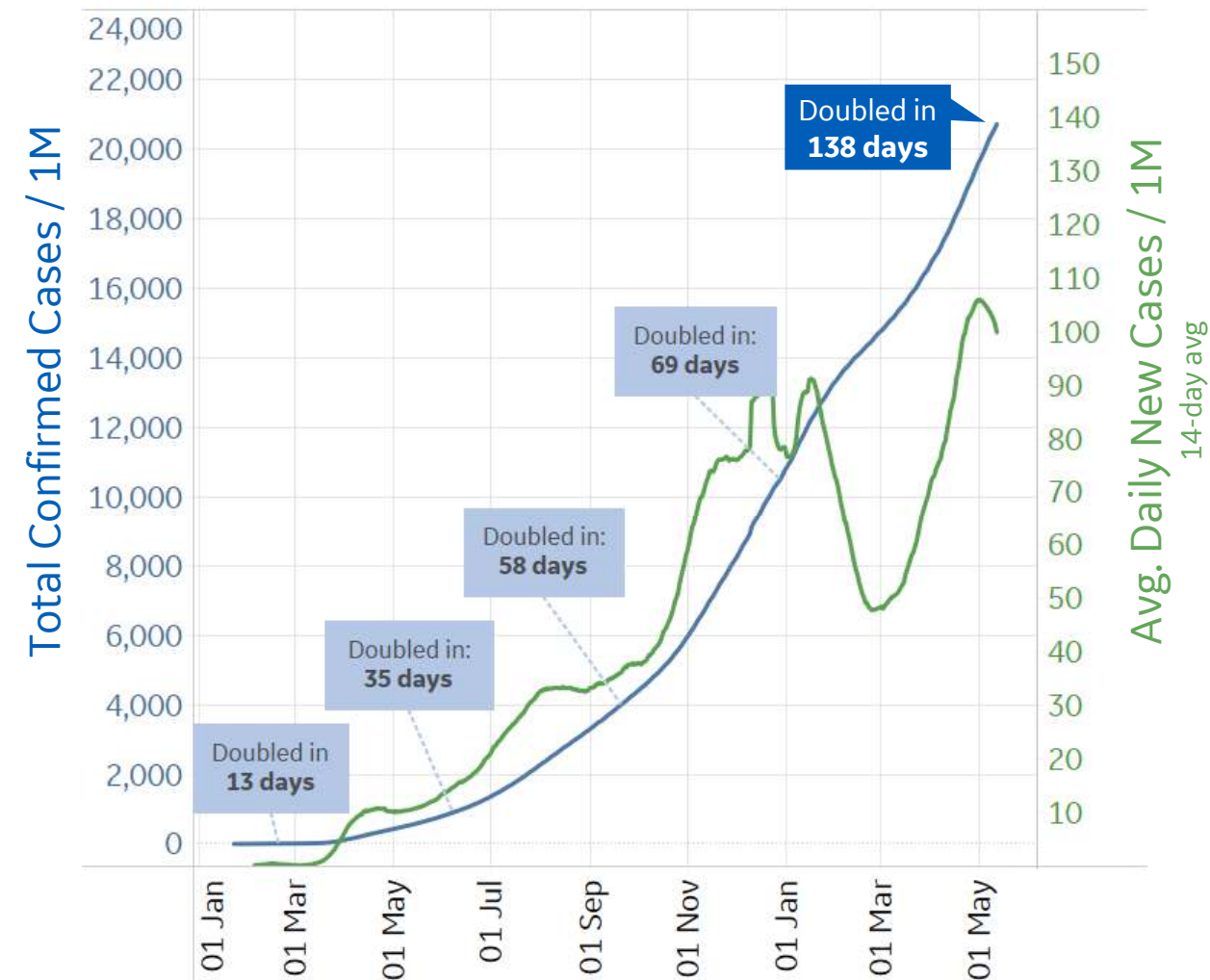




Global Confirmed & Active Cases

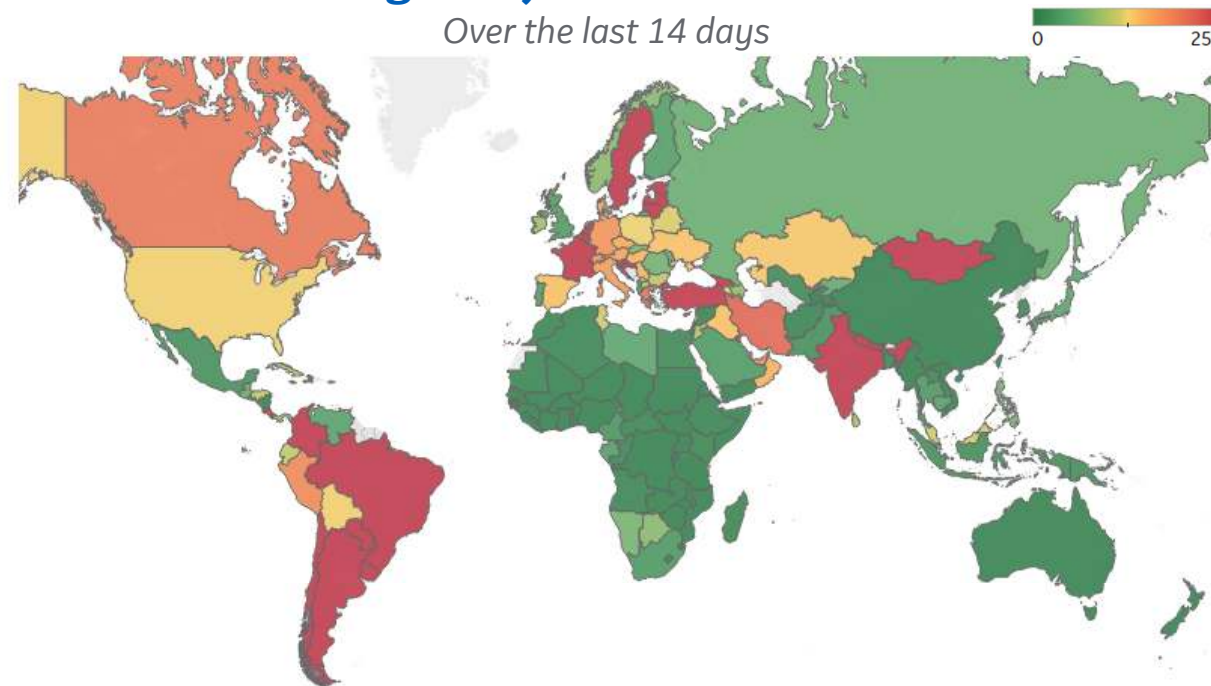


Trend since 22 Jan 2020



Avg. Daily New Cases / 1M

Over the last 14 days



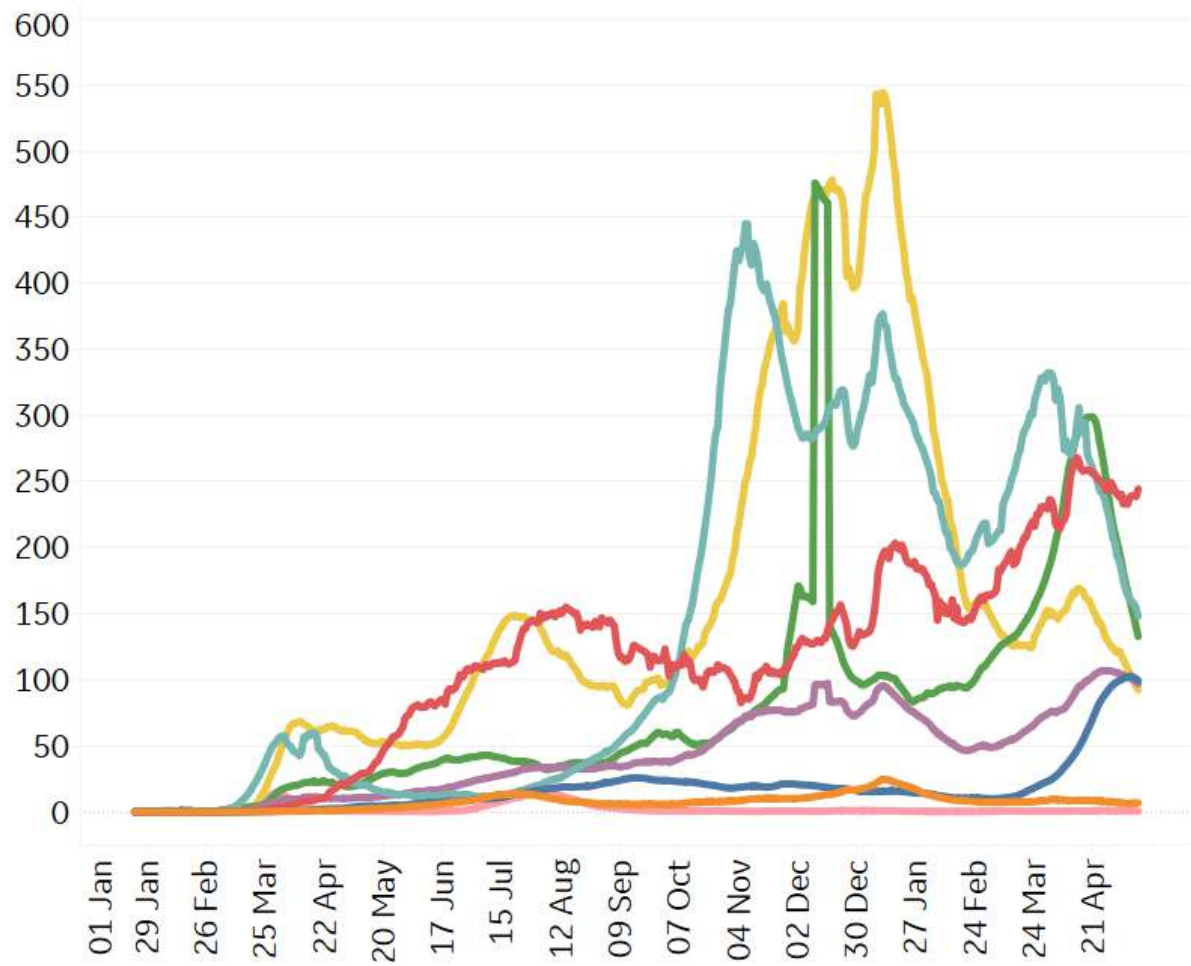
| Per 1M: | New Today | Change from 30 days ago |
|-------------------------|------------------|-------------------------|
| Active | 12 | +9% |
| Confirmed | 98 | +17% |
| Deaths | 2 | +13% |
| Recovered | 84 | +24% |
| Worldwide Survival Rate | To Date 97.9% | Last 30 Days 98.4% |



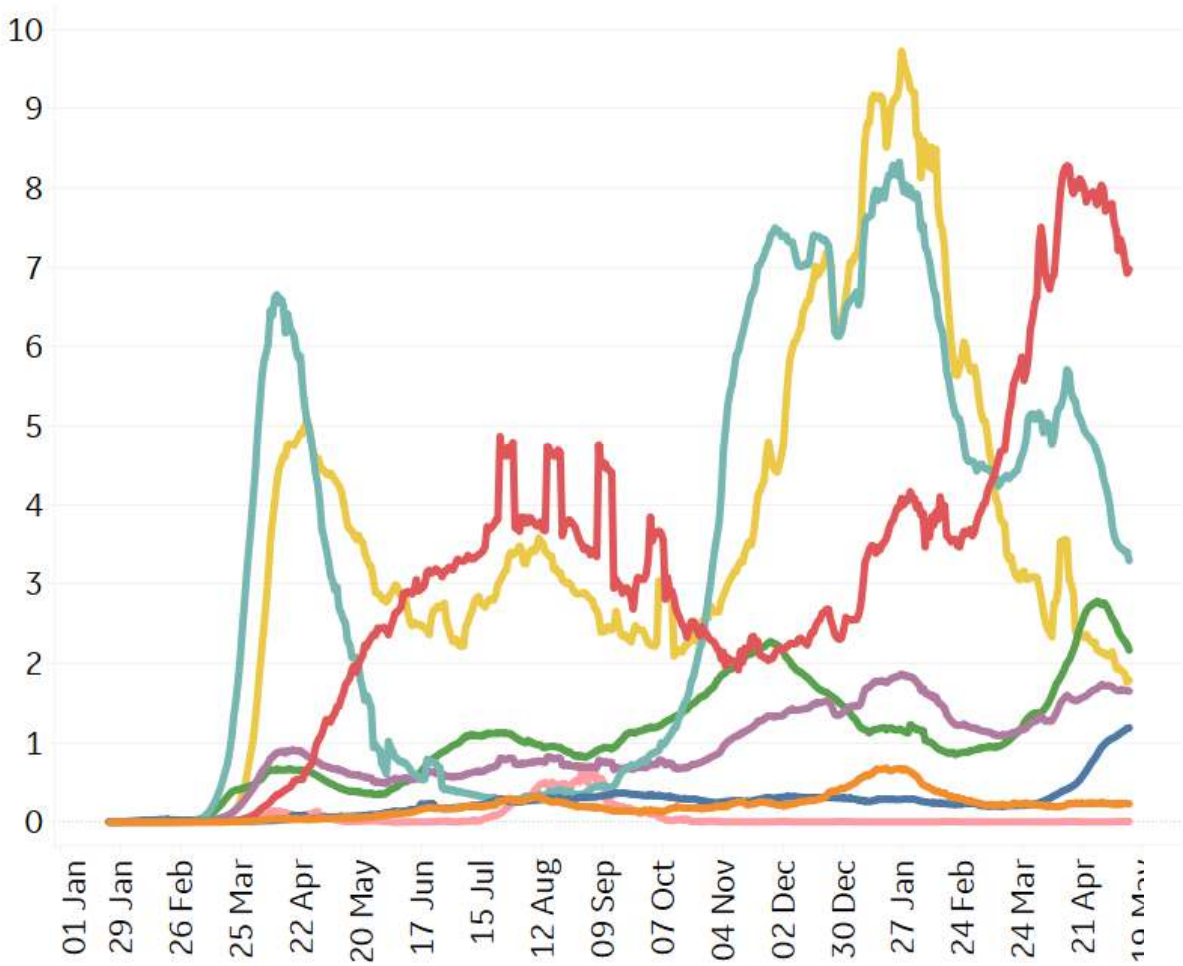
New Confirmed Cases & New Deaths

Key **World** **North America** **Europe** **Middle East** **Cent & South America** **Asia** **Africa** **Oceania**

New Confirmed Cases / 1M
7-day rolling average



New Deaths / 1M
7-day rolling average



*Large jump in Middle East confirmed cases due to batched reporting of 823,225 new cases in **Turkey** on 10 Dec



Top 50 Countries: Per 1M



| 1 - 25 | Average over last 7 days | | Total Since 22 Jan | | | Change from 14d Ago 14 day avg of daily new | |
|-----------------|--------------------------|------------|--------------------|---------------------|--------------|--|--------|
| | New Confirmed | New Deaths | Total Confirmed | Estimated Recovered | Total Deaths | Confirmed | Deaths |
| Hungary | 116 | 11 | 82,169 | 77,172 | 2,990 | -55% | -41% |
| Czechia | 126 | 4 | 153,952 | 149,057 | 2,781 | -37% | -36% |
| Bos. and Herz. | 83 | 9 | 61,508 | 57,435 | 2,726 | -60% | -42% |
| North Macedonia | 85 | 9 | 74,097 | 70,279 | 2,472 | -62% | -16% |
| Bulgaria | 103 | 8 | 59,411 | 55,457 | 2,468 | -53% | -38% |
| Slovakia | 58 | 5 | 70,800 | 67,602 | 2,216 | -34% | -40% |
| Belgium | 245 | 3 | 88,319 | 82,689 | 2,125 | -15% | -9% |
| Slovenia | 256 | 2 | 119,027 | 112,614 | 2,070 | -3% | -33% |
| Italy | 143 | 4 | 68,325 | 64,030 | 2,043 | -27% | -30% |
| Brazil | 288 | 9 | 72,259 | 66,303 | 2,014 | -1% | -18% |
| Peru | 203 | 10 | 56,583 | 52,118 | 1,968 | -29% | -16% |
| UK | 34 | 0 | 65,665 | 63,334 | 1,884 | -11% | -49% |
| Poland | 115 | 8 | 75,102 | 71,506 | 1,868 | -58% | -37% |
| Croatia | 267 | 10 | 84,548 | 77,985 | 1,849 | -35% | -2% |
| US | 111 | 2 | 99,138 | 95,610 | 1,763 | -28% | -7% |
| Spain | 127 | 2 | 76,842 | 73,267 | 1,694 | -25% | 7% |
| Portugal | 33 | 0 | 82,428 | 80,277 | 1,667 | -26% | -40% |
| France | 252 | 3 | 90,127 | 84,563 | 1,644 | -39% | -23% |
| EU | 170 | 4 | 71,213 | 67,006 | 1,590 | -32% | -27% |
| Colombia | 320 | 9 | 59,916 | 53,955 | 1,558 | -6% | 11% |
| Argentina | 455 | 9 | 71,148 | 63,282 | 1,522 | -12% | 33% |
| Romania | 59 | 5 | 55,558 | 53,153 | 1,520 | -52% | -37% |
| Lithuania | 442 | 3 | 95,922 | 88,343 | 1,491 | 8% | -13% |
| Moldova | 48 | 3 | 62,760 | 60,525 | 1,483 | -55% | -36% |
| Panama | 98 | 1 | 85,504 | 82,880 | 1,457 | 15% | 40% |

Change from 14d ago: Compares 14d-avgs. of Daily New Cases/Deaths today with 14d-avgs from 14d ago
Estimated Recovered: Cases 14d ago - Deaths today

| 26 - 50 | Average over last 7 days | | Total Since 22 Jan | | | Change from 14d Ago 14 day avg of daily new | |
|------------------|--------------------------|------------|--------------------|---------------------|--------------|--|--------|
| | New Confirmed | New Deaths | Total Confirmed | Estimated Recovered | Total Deaths | Confirmed | Deaths |
| Armenia | 99 | 5 | 74,226 | 71,071 | 1,442 | -48% | -27% |
| Chile | 280 | 5 | 65,936 | 60,519 | 1,433 | -15% | -14% |
| Sweden | 457 | 2 | 101,783 | 93,695 | 1,413 | -10% | -5% |
| Switzerland | 162 | 1 | 78,248 | 74,567 | 1,239 | -25% | -16% |
| Kosovo | 202 | 7 | 57,575 | 54,959 | 1,204 | -41% | -15% |
| Latvia | 375 | 4 | 66,636 | 60,903 | 1,179 | 7% | 6% |
| Austria | 122 | 2 | 70,390 | 67,073 | 1,158 | -36% | -26% |
| Lebanon | 87 | 3 | 78,294 | 75,701 | 1,106 | -54% | -27% |
| Georgia | 349 | 6 | 81,637 | 75,965 | 1,094 | 13% | 63% |
| Netherlands | 384 | 1 | 93,649 | 86,888 | 1,031 | -13% | 12% |
| Ireland | 85 | 1 | 51,443 | 49,196 | 1,000 | 7% | -51% |
| Uruguay | 750 | 14 | 65,665 | 54,631 | 936 | -14% | -11% |
| Estonia | 246 | 3 | 95,033 | 90,478 | 912 | -14% | -32% |
| Jordan | 69 | 2 | 70,748 | 68,520 | 897 | -58% | -48% |
| Serbia | 125 | 2 | 80,516 | 77,749 | 757 | -48% | -36% |
| West Bank and G. | 110 | 3 | 66,374 | 63,721 | 744 | -56% | -31% |
| Israel | 4 | 0 | 96,936 | 96,117 | 737 | -59% | -63% |
| Costa Rica | 459 | 4 | 54,354 | 47,529 | 684 | 54% | 77% |
| Turkey | 198 | 3 | 60,144 | 55,813 | 520 | -56% | -5% |
| Bahrain | 920 | 3 | 114,182 | 102,231 | 414 | 34% | 16% |
| Kuwait | 256 | 2 | 67,481 | 63,101 | 391 | -12% | 0% |
| Cyprus | 281 | 2 | 58,274 | 53,194 | 282 | -49% | 21% |
| Qatar | 161 | 1 | 73,627 | 70,728 | 180 | -31% | -24% |
| UAE | 165 | 0 | 54,664 | 52,039 | 164 | -9% | 0% |
| Total World | 97 | 2 | 20,712 | 18,884 | 430 | -5% | 1% |

Top 50 countries selected by Cases / 1M. Sorted by Total Deaths / 1M
Excludes countries with population < 1M



Top 50 Countries: Raw Volume



| 1 - 25 | Average over last 7 days | | Total Since 22 Jan | | | Change from 14d Ago 14 day avg of daily new | |
|--------------|--------------------------|------------|--------------------|---------------------|--------------|--|--------|
| | New Confirmed | New Deaths | Total Confirmed | Estimated Recovered | Total Deaths | Confirmed | Deaths |
| EU | 75,488 | 1,571 | 31,707,490 | 29,834,430 | 707,830 | -32% | -27% |
| US | 36,731 | 618 | 32,814,784 | 31,647,165 | 583,685 | -28% | -7% |
| Brazil | 61,316 | 1,948 | 15,359,397 | 14,093,255 | 428,034 | -1% | -18% |
| India | 375,179 | 4,021 | 23,703,665 | 18,118,104 | 258,317 | 24% | 69% |
| Mexico | 2,214 | 226 | 2,371,483 | 2,117,354 | 219,590 | -24% | -28% |
| UK | 2,300 | 10 | 4,457,742 | 4,299,489 | 127,901 | -11% | -49% |
| Italy | 8,668 | 220 | 4,131,078 | 3,871,350 | 123,544 | -27% | -30% |
| Russia | 8,099 | 341 | 4,849,044 | 4,620,571 | 112,410 | -3% | -8% |
| France | 16,477 | 213 | 5,882,882 | 5,519,705 | 107,280 | -39% | -23% |
| Germany | 11,391 | 187 | 3,564,494 | 3,281,376 | 85,451 | -30% | -9% |
| Colombia | 16,301 | 464 | 3,048,719 | 2,745,365 | 79,261 | -6% | 11% |
| Spain | 5,927 | 92 | 3,592,751 | 3,425,591 | 79,208 | -25% | 7% |
| Iran | 16,593 | 338 | 2,707,761 | 2,383,972 | 75,934 | -22% | -11% |
| Poland | 4,341 | 314 | 2,842,339 | 2,706,248 | 70,679 | -58% | -37% |
| Argentina | 20,582 | 420 | 3,215,572 | 2,860,083 | 68,807 | -12% | 33% |
| Peru | 6,707 | 318 | 1,865,639 | 1,718,441 | 64,898 | -29% | -16% |
| South Africa | 1,973 | 59 | 1,602,031 | 1,523,482 | 54,968 | 40% | -13% |
| Ukraine | 5,567 | 280 | 2,185,088 | 2,053,222 | 48,908 | -49% | -30% |
| Indonesia | 5,221 | 181 | 1,728,204 | 1,609,418 | 47,617 | -4% | 13% |
| Turkey | 16,695 | 277 | 5,072,462 | 4,707,205 | 43,821 | -56% | -5% |
| Czechia | 1,346 | 44 | 1,648,667 | 1,596,246 | 29,787 | -37% | -36% |
| Romania | 1,132 | 88 | 1,068,817 | 1,022,546 | 29,233 | -52% | -37% |
| Hungary | 1,117 | 102 | 793,784 | 745,511 | 28,888 | -55% | -41% |
| Chile | 5,357 | 94 | 1,260,448 | 1,156,887 | 27,384 | -15% | -14% |
| Canada | 6,882 | 45 | 1,314,420 | 1,186,163 | 24,755 | -11% | -5% |

| 26 - 50 | Average over last 7 days | | Total Since 22 Jan | | | Change from 14d Ago 14 day avg of daily new | |
|--------------|--------------------------|------------|--------------------|---------------------|--------------|--|--------|
| | New Confirmed | New Deaths | Total Confirmed | Estimated Recovered | Total Deaths | Confirmed | Deaths |
| Belgium | 2,834 | 32 | 1,023,583 | 958,329 | 24,630 | -15% | -9% |
| Ecuador | 1,655 | 63 | 404,632 | 358,313 | 19,349 | -1% | -18% |
| Pakistan | 4,152 | 130 | 870,703 | 796,375 | 19,336 | -28% | -8% |
| Philippines | 6,401 | 131 | 1,118,359 | 1,001,781 | 18,714 | -23% | 6% |
| Netherlands | 6,587 | 23 | 1,604,659 | 1,488,812 | 17,664 | -13% | 12% |
| Bulgaria | 712 | 54 | 412,814 | 385,341 | 17,150 | -53% | -38% |
| Portugal | 342 | 2 | 840,493 | 818,565 | 16,998 | -26% | -40% |
| Iraq | 5,089 | 31 | 1,127,580 | 1,036,013 | 15,855 | -26% | -17% |
| Sweden | 4,620 | 17 | 1,027,934 | 946,253 | 14,267 | -10% | -5% |
| Slovakia | 318 | 30 | 386,540 | 369,084 | 12,096 | -34% | -40% |
| Bangladesh | 1,437 | 41 | 777,397 | 742,569 | 12,045 | -56% | -44% |
| Japan | 6,142 | 92 | 660,884 | 569,518 | 11,148 | 27% | 89% |
| Switzerland | 1,404 | 6 | 677,210 | 645,352 | 10,725 | -25% | -16% |
| Austria | 1,103 | 17 | 633,960 | 604,082 | 10,428 | -36% | -26% |
| Jordan | 704 | 23 | 721,853 | 699,114 | 9,151 | -58% | -48% |
| Morocco | 254 | 6 | 514,432 | 501,377 | 9,088 | -42% | -23% |
| Lebanon | 596 | 23 | 534,388 | 516,692 | 7,549 | -54% | -27% |
| Saudi Arabia | 1,010 | 13 | 429,389 | 408,170 | 7,111 | 0% | 14% |
| Serbia | 1,089 | 19 | 703,497 | 679,326 | 6,611 | -48% | -36% |
| Israel | 38 | 1 | 839,030 | 831,944 | 6,379 | -59% | -63% |
| Nepal | 8,963 | 111 | 422,349 | 308,447 | 4,252 | 252% | 594% |
| Kazakhstan | 2,320 | 3 | 404,348 | 366,317 | 3,387 | -12% | 12% |
| Malaysia | 4,121 | 24 | 453,222 | 399,832 | 1,761 | 44% | 129% |
| UAE | 1,632 | 3 | 540,646 | 514,682 | 1,619 | -9% | 0% |
| Total World | 750,017 | 12,768 | 160,450,873 | 146,291,605 | 3,331,259 | -5% | 1% |

Change from 14d ago: Compares 14d-avgs. of Daily New Cases/Deaths today with 14d-avgs from 14d ago
Estimated Recovered: Cases 14d ago - Deaths today

Top 50 countries selected by Total Cases. Sorted by Total Deaths
Excludes countries with population < 1M



United States: Per 1M



| 1 - 25 | Average over last 7 days | | Total Since 22 Jan | | | Change from 14d Ago 14 day avg of daily new | |
|---------------|--------------------------|------------|--------------------|---------------------|--------------|--|--------|
| | New Confirmed | New Deaths | Total Confirmed | Estimated Recovered | Total Deaths | Confirmed | Deaths |
| New Jersey | 73 | 3 | 113,609 | 108,897 | 2,914 | -46% | -26% |
| New York | 115 | 2 | 106,796 | 102,173 | 2,715 | -45% | -13% |
| Massachusetts | 116 | 1 | 101,442 | 96,994 | 2,570 | -39% | -11% |
| Rhode Island | 142 | 2 | 141,833 | 136,785 | 2,545 | -39% | 8% |
| Mississippi | 69 | 1 | 105,555 | 102,229 | 2,434 | -22% | -28% |
| Arizona | 90 | 1 | 119,612 | 115,864 | 2,395 | 4% | -14% |
| Connecticut | 103 | 1 | 96,525 | 92,503 | 2,289 | -42% | -16% |
| Louisiana | 98 | 1 | 99,810 | 96,125 | 2,251 | 0% | -7% |
| South Dakota | 72 | 2 | 139,622 | 136,109 | 2,247 | -45% | 86% |
| Alabama | 67 | 2 | 108,450 | 105,255 | 2,243 | -26% | -22% |
| Pennsylvania | 170 | 3 | 92,175 | 87,343 | 2,079 | -35% | -19% |
| North Dakota | 128 | 1 | 142,722 | 138,600 | 2,010 | -17% | 25% |
| Indiana | 137 | 2 | 108,703 | 104,589 | 1,997 | -9% | 6% |
| New Mexico | 99 | 2 | 95,493 | 92,095 | 1,961 | 6% | 9% |
| Michigan | 264 | 6 | 97,165 | 91,008 | 1,955 | -46% | 2% |
| Illinois | 151 | 2 | 107,297 | 102,883 | 1,944 | -21% | 24% |
| Georgia | 87 | 2 | 104,761 | 101,423 | 1,924 | -21% | -33% |
| Arkansas | 61 | 1 | 112,016 | 109,189 | 1,914 | 5% | 11% |
| Iowa | 90 | 1 | 116,817 | 113,481 | 1,900 | -20% | -15% |
| S. Carolina | 104 | 2 | 113,737 | 110,132 | 1,865 | -23% | -22% |
| Tennessee | 98 | 1 | 125,284 | 121,989 | 1,801 | -43% | -10% |
| Nevada | 122 | 1 | 103,798 | 100,307 | 1,790 | -2% | -29% |
| Texas | 80 | 2 | 100,796 | 97,802 | 1,751 | -21% | -7% |
| Oklahoma | 46 | 2 | 113,861 | 111,389 | 1,738 | -15% | -1% |
| Kansas | 59 | 1 | 107,369 | 104,685 | 1,727 | -11% | 24% |

Change from 14d ago: Compares 14d-avgs. of Daily New Cases/Deaths today with 14d-avgs from 14d ago
Estimated Recovered: Cases 14d ago - Deaths today

| 26 - 51 | Average over last 7 days | | Total Since 22 Jan | | | Change from 14d Ago 14 day avg of daily new | |
|---------------|--------------------------|------------|--------------------|---------------------|--------------|--|--------|
| | New Confirmed | New Deaths | Total Confirmed | Estimated Recovered | Total Deaths | Confirmed | Deaths |
| Delaware | 155 | 2 | 109,323 | 104,954 | 1,688 | -40% | -29% |
| Florida | 164 | 3 | 106,089 | 101,811 | 1,671 | -31% | -2% |
| Ohio | 103 | 0 | 93,008 | 89,788 | 1,663 | -21% | -82% |
| California | 46 | 1 | 95,243 | 93,031 | 1,581 | -16% | 2% |
| DC | 60 | 1 | 68,489 | 65,771 | 1,580 | -39% | -31% |
| West Virginia | 180 | 3 | 87,724 | 83,449 | 1,533 | -4% | 190% |
| Missouri | 77 | 1 | 97,483 | 94,653 | 1,507 | N/A | -8% |
| Montana | 115 | 2 | 103,218 | 100,015 | 1,492 | -2% | -32% |
| Kentucky | 115 | 3 | 100,845 | 97,587 | 1,484 | 3% | -28% |
| Maryland | 85 | 2 | 75,140 | 72,219 | 1,469 | -42% | -21% |
| Wisconsin | 97 | 2 | 114,666 | 111,810 | 1,320 | -16% | 16% |
| Minnesota | 199 | 2 | 104,694 | 100,127 | 1,303 | -26% | 16% |
| Virginia | 77 | 2 | 78,278 | 75,710 | 1,281 | -35% | -12% |
| Wyoming | 112 | 0 | 101,757 | 98,982 | 1,230 | 3% | 25% |
| N. Carolina | 132 | 1 | 94,054 | 90,837 | 1,223 | -22% | -28% |
| Nebraska | 101 | 1 | 114,809 | 112,222 | 1,167 | -36% | -6% |
| Idaho | 92 | 1 | 106,088 | 103,636 | 1,155 | -21% | -51% |
| Colorado | 219 | 2 | 91,459 | 86,825 | 1,112 | -10% | 31% |
| New Hampshire | 127 | 1 | 71,407 | 68,458 | 972 | -39% | -26% |
| Washington | 152 | 1 | 54,895 | 51,811 | 737 | -10% | 20% |
| Utah | 101 | 1 | 125,158 | 122,981 | 702 | -12% | 103% |
| Oregon | 156 | 2 | 45,762 | 42,761 | 607 | -6% | 71% |
| Maine | 201 | 1 | 48,168 | 44,556 | 594 | -24% | -5% |
| Alaska | 117 | 1 | 94,686 | 92,244 | 483 | -38% | -82% |
| Vermont | 92 | 1 | 37,903 | 36,012 | 404 | -25% | -33% |
| Hawaii | 63 | 0 | 24,661 | 23,341 | 345 | 9% | -22% |

Sorted by Total Deaths / 1M



United States: Raw Volume

Updated 13 May 2021, 3:30 GMT

6

| 1 - 25 | Average over last 7 days | | Total Since 22 Jan | | | Change from 14d Ago 14 day avg of daily new | |
|---------------|--------------------------|------------|--------------------|---------------------|--------------|--|--------|
| | New Confirmed | New Deaths | Total Confirmed | Estimated Recovered | Total Deaths | Confirmed | Deaths |
| California | 1,805 | 57 | 3,763,281 | 3,675,855 | 62,472 | -16% | 2% |
| New York | 2,239 | 41 | 2,077,563 | 1,987,623 | 52,825 | -45% | -13% |
| Texas | 2,331 | 45 | 2,922,680 | 2,835,853 | 50,785 | -21% | -7% |
| Florida | 3,517 | 58 | 2,278,549 | 2,186,664 | 35,882 | -31% | -2% |
| Pennsylvania | 2,170 | 37 | 1,180,020 | 1,118,168 | 26,609 | -35% | -19% |
| New Jersey | 653 | 25 | 1,009,093 | 967,241 | 25,882 | -46% | -26% |
| Illinois | 1,908 | 28 | 1,359,651 | 1,303,709 | 24,640 | -21% | 24% |
| Georgia | 920 | 23 | 1,112,297 | 1,076,847 | 20,432 | -21% | -33% |
| Michigan | 2,640 | 61 | 970,376 | 908,879 | 19,528 | -46% | 2% |
| Ohio | 1,207 | 2 | 1,087,182 | 1,049,544 | 19,441 | -21% | -82% |
| Massachusetts | 797 | 8 | 699,187 | 668,531 | 17,712 | -39% | -11% |
| Arizona | 657 | 10 | 870,624 | 843,342 | 17,430 | 4% | -14% |
| Indiana | 922 | 10 | 731,810 | 704,119 | 13,445 | -9% | 6% |
| N. Carolina | 1,382 | 16 | 986,443 | 952,706 | 12,830 | -22% | -28% |
| Tennessee | 672 | 10 | 855,587 | 833,084 | 12,296 | -43% | -10% |
| Alabama | 329 | 10 | 531,751 | 516,086 | 10,997 | -26% | -22% |
| Virginia | 658 | 13 | 668,147 | 646,220 | 10,934 | -35% | -12% |
| Louisiana | 456 | 6 | 463,997 | 446,863 | 10,463 | 0% | -7% |
| S. Carolina | 538 | 10 | 585,601 | 567,036 | 9,603 | -23% | -22% |
| Missouri | 473 | 5 | 598,292 | 580,923 | 9,252 | N/A | -8% |
| Maryland | 512 | 9 | 454,271 | 436,614 | 8,879 | -42% | -21% |
| Connecticut | 367 | 5 | 344,141 | 329,800 | 8,161 | -42% | -16% |
| Wisconsin | 567 | 13 | 667,637 | 651,009 | 7,687 | -16% | 16% |
| Minnesota | 1,123 | 9 | 590,436 | 564,677 | 7,348 | -26% | 16% |
| Mississippi | 205 | 3 | 314,147 | 304,249 | 7,244 | -22% | -28% |

Change from 14d ago: Compares 14d-avgs. of Daily New Cases/Deaths today with 14d-avgs from 14d ago

Estimated Recovered: Cases 14d ago - Deaths today

| 26 - 51 | Average over last 7 days | | Total Since 22 Jan | | | Change from 14d Ago 14 day avg of daily new | |
|---------------|--------------------------|------------|--------------------|---------------------|--------------|--|--------|
| | New Confirmed | New Deaths | Total Confirmed | Estimated Recovered | Total Deaths | Confirmed | Deaths |
| Oklahoma | 182 | 7 | 450,543 | 440,764 | 6,878 | -15% | -1% |
| Kentucky | 516 | 13 | 450,541 | 435,988 | 6,630 | 3% | -28% |
| Colorado | 1,262 | 9 | 526,687 | 500,003 | 6,402 | -10% | 31% |
| Iowa | 285 | 5 | 368,566 | 358,042 | 5,994 | -20% | -15% |
| Arkansas | 183 | 3 | 338,043 | 329,512 | 5,777 | 5% | 11% |
| Washington | 1,155 | 11 | 418,020 | 394,535 | 5,614 | -10% | 20% |
| Nevada | 375 | 4 | 319,714 | 308,960 | 5,515 | -2% | -29% |
| Kansas | 171 | 4 | 312,801 | 304,981 | 5,030 | -11% | 24% |
| New Mexico | 207 | 4 | 200,232 | 193,107 | 4,111 | 6% | 9% |
| West Virginia | 323 | 6 | 157,215 | 149,553 | 2,748 | -4% | 190% |
| Rhode Island | 151 | 2 | 150,252 | 144,905 | 2,696 | -39% | 8% |
| Oregon | 657 | 7 | 193,014 | 180,356 | 2,560 | -6% | 71% |
| Nebraska | 195 | 2 | 222,088 | 217,084 | 2,257 | -36% | -6% |
| Utah | 325 | 4 | 401,251 | 394,273 | 2,249 | -12% | 103% |
| Idaho | 164 | 2 | 189,586 | 185,205 | 2,064 | -21% | -51% |
| South Dakota | 64 | 2 | 123,518 | 120,410 | 1,988 | -45% | 86% |
| Delaware | 151 | 2 | 106,455 | 102,200 | 1,644 | -40% | -29% |
| Montana | 123 | 2 | 110,317 | 106,894 | 1,595 | -2% | -32% |
| North Dakota | 97 | 1 | 108,763 | 105,622 | 1,532 | -17% | 25% |
| New Hampshire | 173 | 2 | 97,093 | 93,083 | 1,322 | -39% | -26% |
| DC | 42 | 1 | 48,336 | 46,418 | 1,115 | -39% | -31% |
| Maine | 270 | 1 | 64,748 | 59,893 | 798 | -24% | -5% |
| Wyoming | 65 | 0 | 58,893 | 57,287 | 712 | 3% | 25% |
| Hawaii | 89 | 1 | 34,917 | 33,048 | 489 | 9% | -22% |
| Alaska | 86 | 1 | 69,267 | 67,481 | 353 | -38% | -82% |
| Vermont | 58 | 1 | 23,651 | 22,471 | 252 | -25% | -33% |

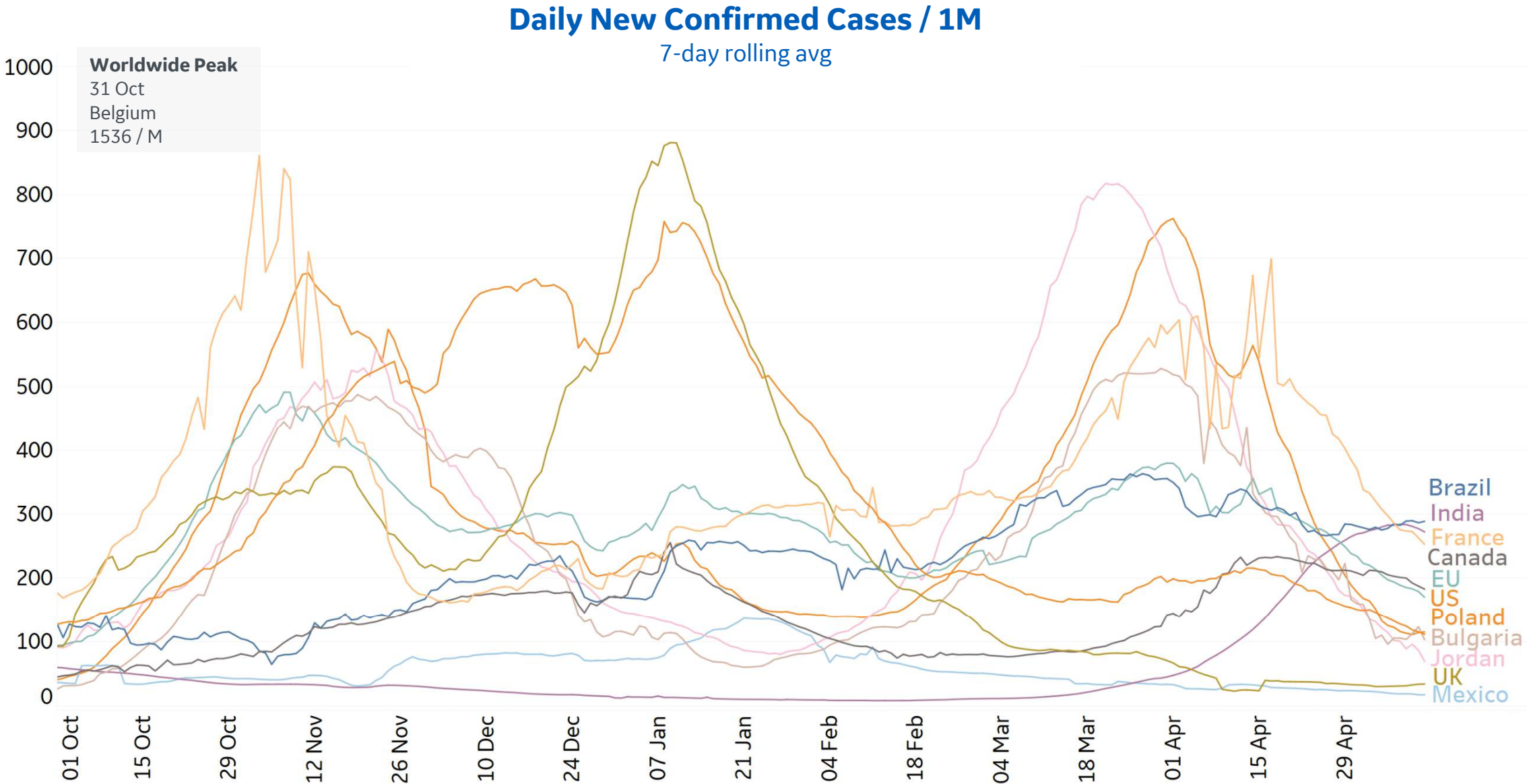
Sorted by Total Deaths



New Confirmed Cases in Select Countries

Updated 13 May 2021, 3:30 GMT

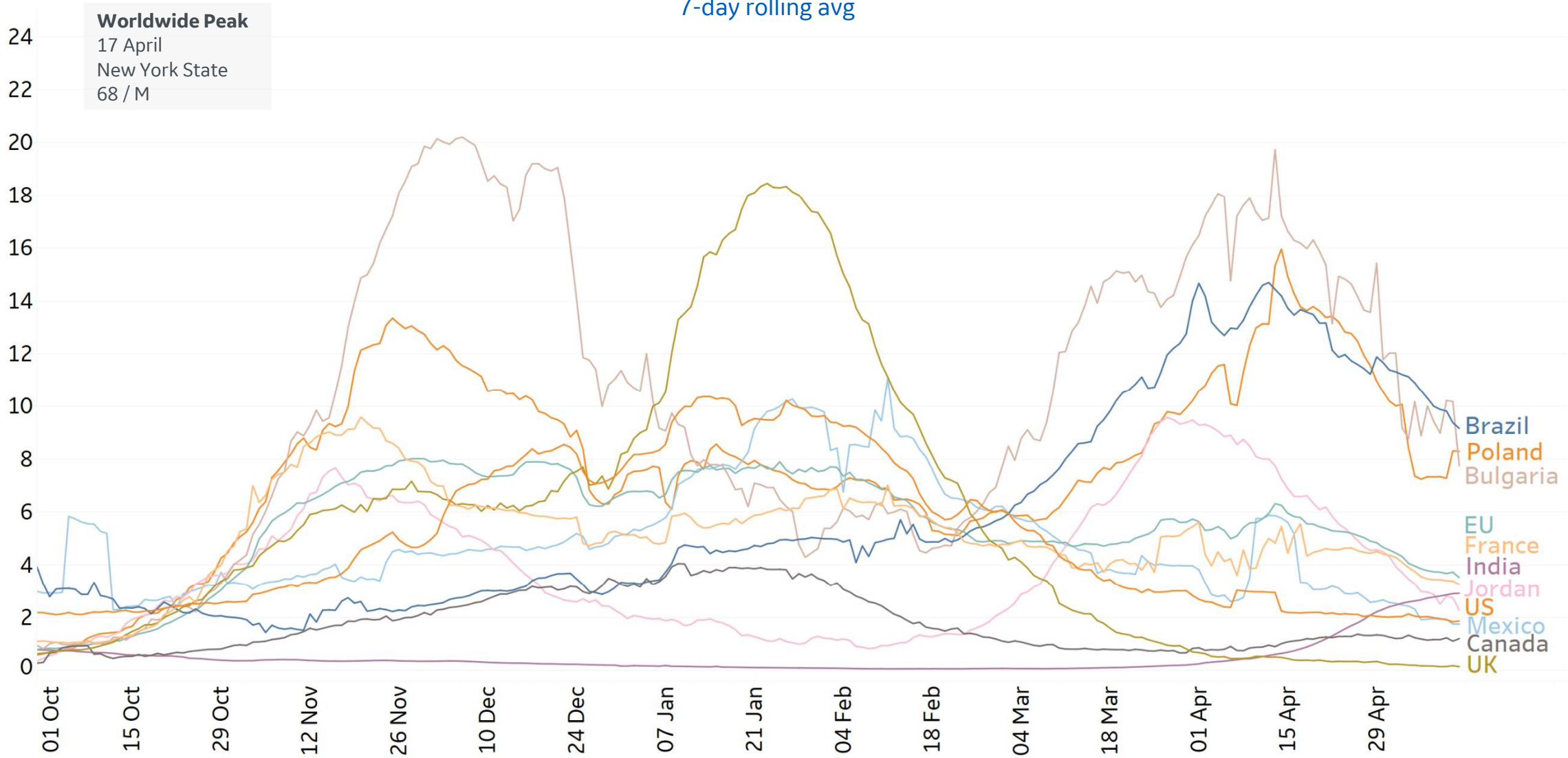
7





New Deaths in Select Countries

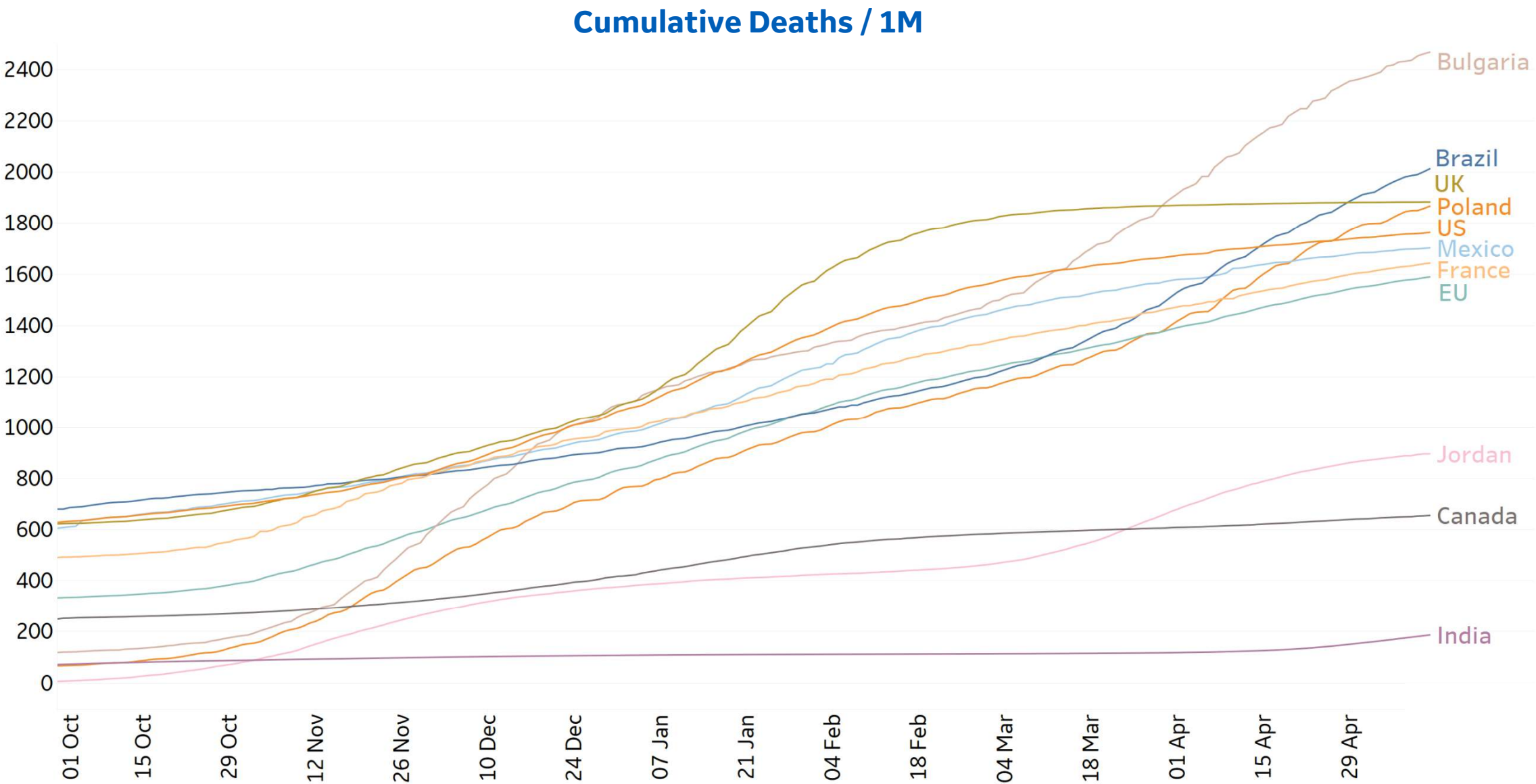
Daily New Deaths / 1M
7-day rolling avg





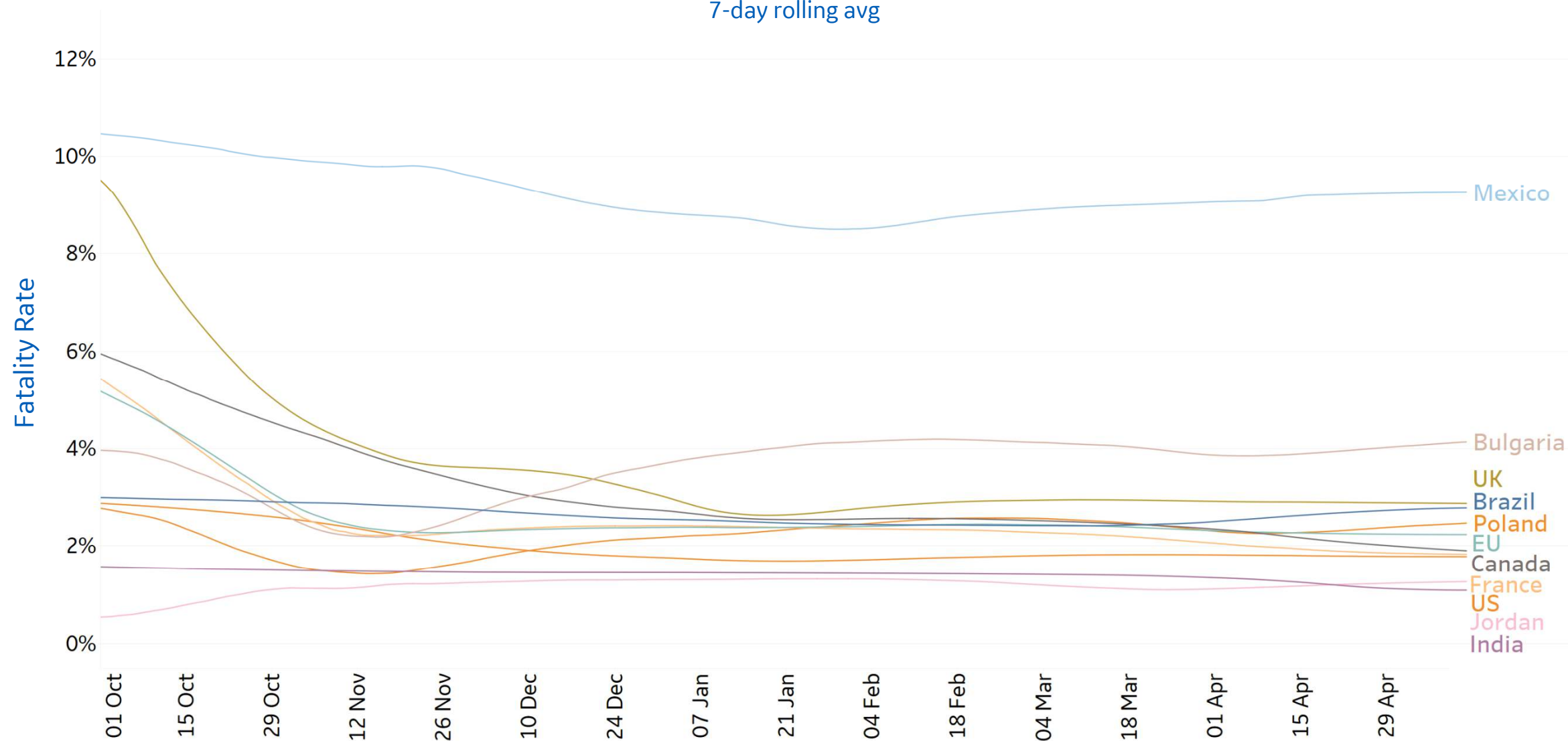
Cumulative Deaths in Select Countries

Updated 13 May 2021, 3:30 GMT 9





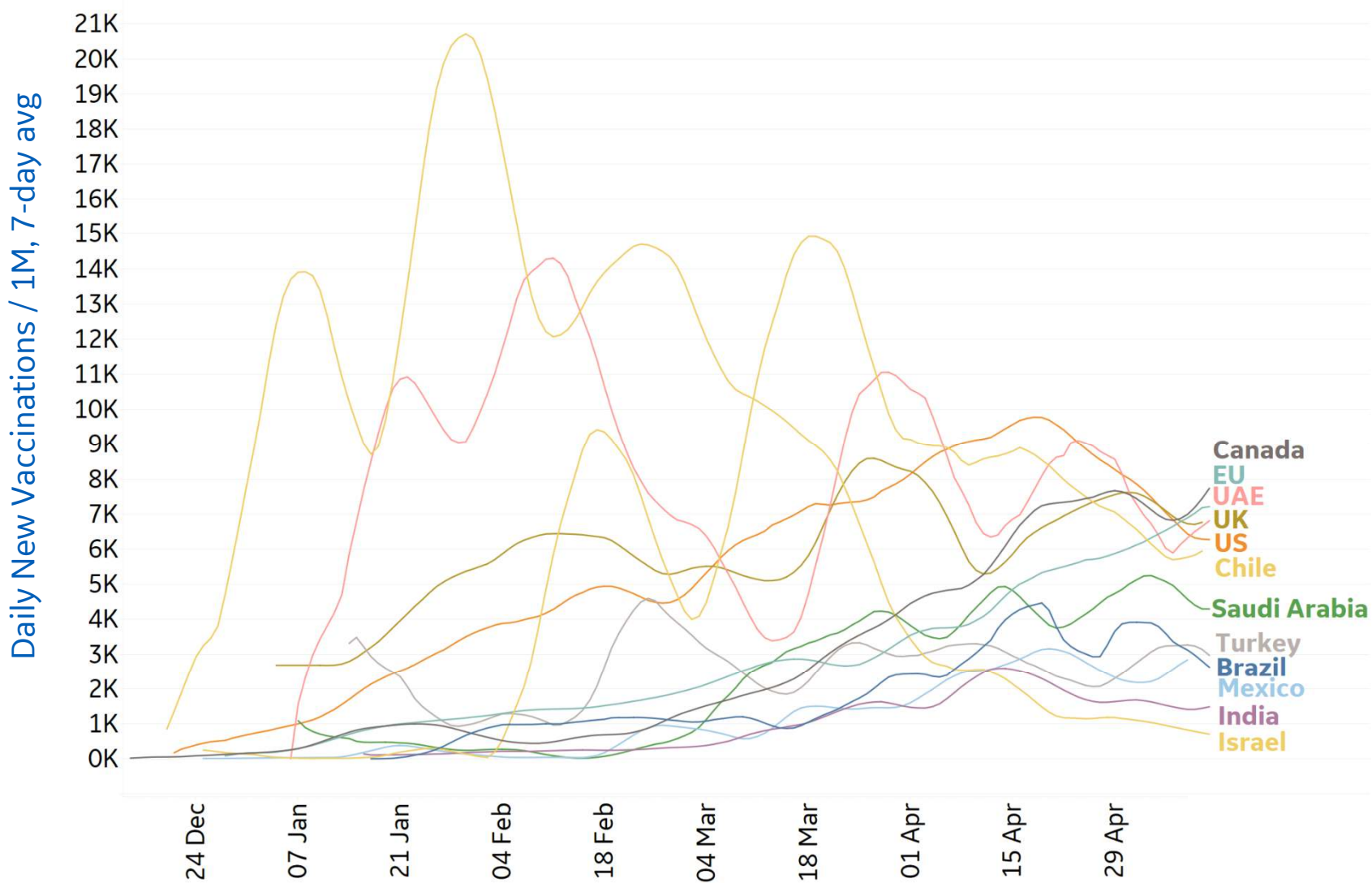
7-day rolling avg





Daily & Total Vaccinations, Select Countries

Select countries with data available



| | Total Vaccinations per 1M | % of Population Fully Vaccinated |
|--------------|------------------------------|-------------------------------------|
| Israel | 1,215,383 | 58.8% |
| UAE | 1,149,291 | |
| Chile | 840,346 | 38.2% |
| US | 799,634 | 35.5% |
| UK | 797,823 | 27.2% |
| Hungary | 725,196 | 26.8% |
| Canada | 447,900 | 3.5% |
| Spain | 441,106 | 13.9% |
| Germany | 439,669 | 9.9% |
| Italy | 420,180 | 13.0% |
| Portugal | 413,489 | 11.3% |
| EU | 411,267 | 11.8% |
| France | 410,680 | 12.9% |
| Saudi Arabia | 318,587 | |
| Turkey | 300,559 | 12.6% |
| Brazil | 231,411 | 7.5% |
| India | 127,569 | 2.8% |

*Total Vax and % Fully Vaccinated use most current reported data per country



US State Vaccinations to Date



| State | % Fully Vaccinated | % Rec'd at Least 1 Dose | Population |
|---------------|--------------------|-------------------------|------------|
| Maine | 46.6% | 57.9% | 1,344,212 |
| Connecticut | 45.9% | 57.9% | 3,565,287 |
| Vermont | 44.4% | 62.8% | 623,989 |
| Massachusetts | 44.1% | 61.1% | 6,892,503 |
| Rhode Island | 42.8% | 55.6% | 1,059,361 |
| New Jersey | 42.3% | 54.9% | 8,882,190 |
| New Mexico | 42.2% | 53.4% | 2,096,829 |
| Hawaii | 41.2% | 59.3% | 1,415,872 |
| New York | 40.8% | 50.7% | 19,453,561 |
| Maryland | 40.2% | 51.9% | 6,045,680 |
| South Dakota | 40.1% | 45.8% | 884,659 |
| Wisconsin | 40.0% | 47.5% | 5,822,434 |
| Minnesota | 39.5% | 49.9% | 5,639,632 |
| Colorado | 39.1% | 49.3% | 5,758,736 |
| Iowa | 39.0% | 45.9% | 3,155,070 |
| Virginia | 38.5% | 50.3% | 8,535,519 |
| Nebraska | 38.4% | 45.3% | 1,934,408 |
| Washington | 37.9% | 50.5% | 7,614,893 |
| Delaware | 37.9% | 49.7% | 973,764 |
| Pennsylvania | 37.3% | 53.3% | 12,801,989 |
| Alaska | 37.2% | 43.1% | 731,545 |
| Michigan | 36.8% | 44.9% | 9,986,857 |
| Oregon | 36.8% | 49.1% | 4,217,737 |
| Ohio | 36.6% | 42.3% | 11,689,100 |
| California | 36.2% | 52.0% | 39,512,223 |

34.9%

Total US population
fully vaccinated
(**348,955 per million**)

44.2%

Eligible US population (16+)
fully vaccinated
(**441,715 per million**)

45.6%

Total US population
having received
at least 1 dose
(**455,663 per million**)

57.7%

Eligible US population (16+)
having received
at least 1 dose
(**576,789 per million**)

| State | % Fully Vaccinated | % Rec'd at Least 1 Dose | Population |
|----------------|--------------------|-------------------------|------------|
| Kansas | 35.5% | 44.1% | 2,913,314 |
| Kentucky | 35.1% | 42.9% | 4,467,673 |
| Montana | 35.1% | 42.3% | 1,068,778 |
| Illinois | 34.9% | 49.5% | 12,671,821 |
| North Dakota | 34.5% | 40.2% | 762,062 |
| Florida | 33.8% | 44.7% | 21,477,737 |
| New Hampshir.. | 33.4% | 57.9% | 1,359,711 |
| North Carolina | 33.0% | 40.7% | 10,488,084 |
| Arizona | 32.5% | 42.9% | 7,278,717 |
| Nevada | 32.3% | 41.8% | 3,080,156 |
| West Virginia | 32.3% | 37.2% | 1,792,147 |
| Oklahoma | 31.7% | 39.6% | 3,956,971 |
| Missouri | 31.3% | 39.3% | 6,137,428 |
| Texas | 30.9% | 40.1% | 28,995,881 |
| Indiana | 30.9% | 38.4% | 6,732,219 |
| South Carolina | 30.7% | 38.2% | 5,148,714 |
| Idaho | 29.9% | 35.5% | 1,787,065 |
| Wyoming | 29.9% | 35.0% | 578,759 |
| Louisiana | 29.0% | 33.7% | 4,648,794 |
| Tennessee | 28.4% | 36.2% | 6,829,174 |
| Georgia | 28.3% | 36.9% | 10,617,423 |
| Arkansas | 28.3% | 37.0% | 3,017,804 |
| Utah | 28.0% | 41.8% | 3,205,958 |
| Alabama | 26.2% | 33.9% | 4,903,185 |
| Mississippi | 25.5% | 32.3% | 2,976,149 |

US total percentages of population fully vaccinated and having received at least one dose include values reported by the 50 US states.

Eligible US population is derived from 2019 estimates of the US population aged 16+ (census.gov)

Federal agencies are excluded from these calculations

Sources: Our World in Data US State Vaccination Data;
CDC COVID-19 Vaccine Tracker



Europe & Middle East

Updated 13 May 2021, 3:30 GMT

Per 1M in Region

| | Today | Change |
|--------------|--------|--------|
| Active Cases | 21,686 | +0.0% |
| Confirmed | 138 | +0.2% |
| Deaths | 3 | +0.2% |
| Recovered | 149 | +0.4% |

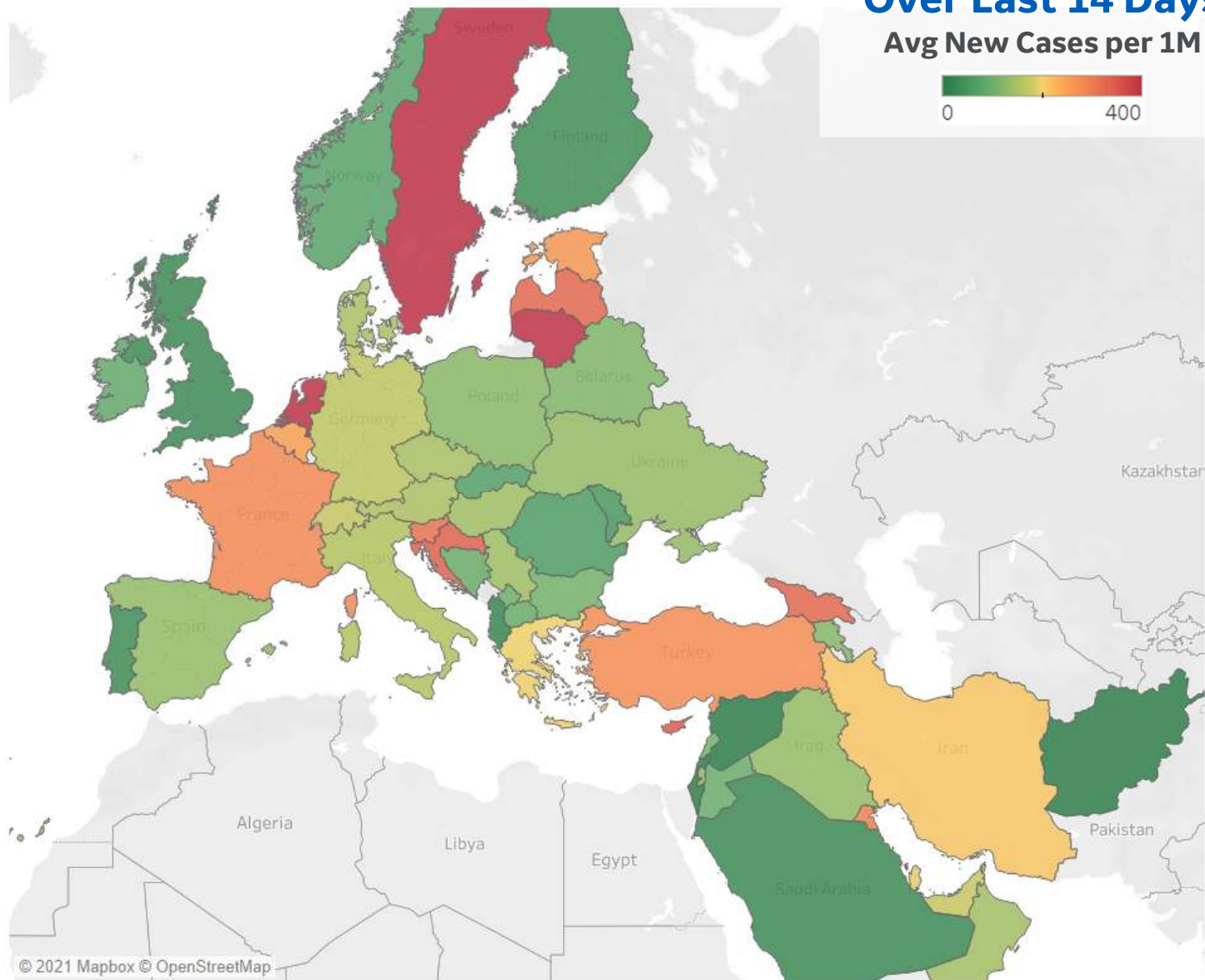
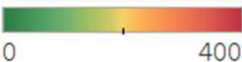
Average Daily New Cases & Deaths per 1M Over Last 14 Days

| | Cases | Deaths |
|-------------|-------|--------|
| Bahrain | 824 | 3 |
| Sweden | 477 | 2 |
| Lithuania | 435 | 4 |
| Netherlands | 409 | 1 |
| Cyprus | 343 | 2 |
| Croatia | 337 | 10 |
| Georgia | 327 | 5 |
| Latvia | 325 | 4 |
| Slovenia | 310 | 2 |
| Kuwait | 285 | 2 |
| France | 280 | 4 |
| Turkey | 272 | 4 |
| Estonia | 260 | 3 |
| Belgium | 250 | 3 |
| Iran | 211 | 4 |

Top 15 countries selected by 14-day avg new cases per 1M
Excl. countries with population < 1M

Over Last 14 Days

Avg New Cases per 1M





Mexico

Per 1M in Region

| | Today | Change |
|--------------|-------|--------|
| Active Cases | 2,001 | -0.3% |
| Confirmed | 15 | +0.1% |
| Deaths | 2 | +0.1% |
| Recovered | 19 | +0.1% |

Average Daily New Cases & Deaths per 1M Over Last 14 Days

| | Cases | Deaths |
|---------------------|-------|--------|
| Distrito Federal | 88 | 5 |
| Baja California Sur | 63 | 3 |
| Quintana Roo | 56 | 2 |
| Tabasco | 48 | 2 |
| Chihuahua | 39 | 3 |
| Yucatán | 30 | 5 |
| Colima | 27 | 1 |
| Morelos | 27 | 5 |
| San Luis Potosí | 24 | 3 |
| Querétaro | 23 | 3 |
| Tamaulipas | 22 | 1 |
| Zacatecas | 22 | 1 |
| Sonora | 20 | 2 |
| Nacional | 20 | 2 |
| Campeche | 17 | 2 |

Top 15 countries selected by 14-day avg new cases per 1M
Excl. countries with population < 1M

Over Last 14 Days

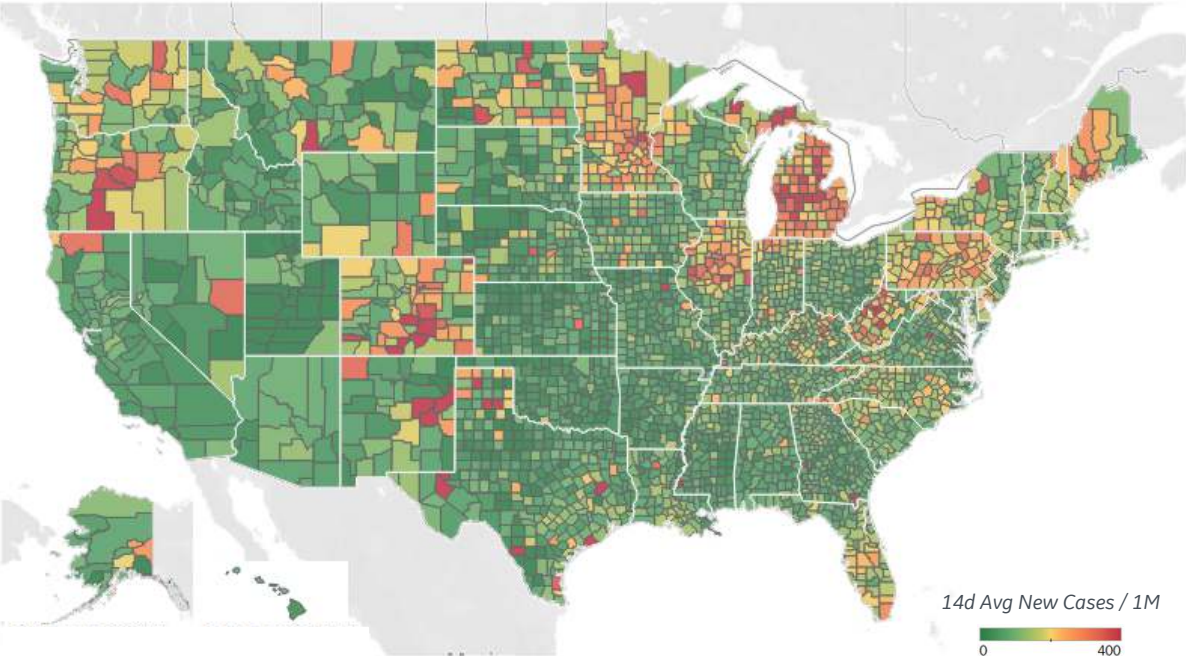
Avg New Cases per 1M





US Counties: Recent Cases and Deaths

Average New Cases per 1M Over Last 14 Days

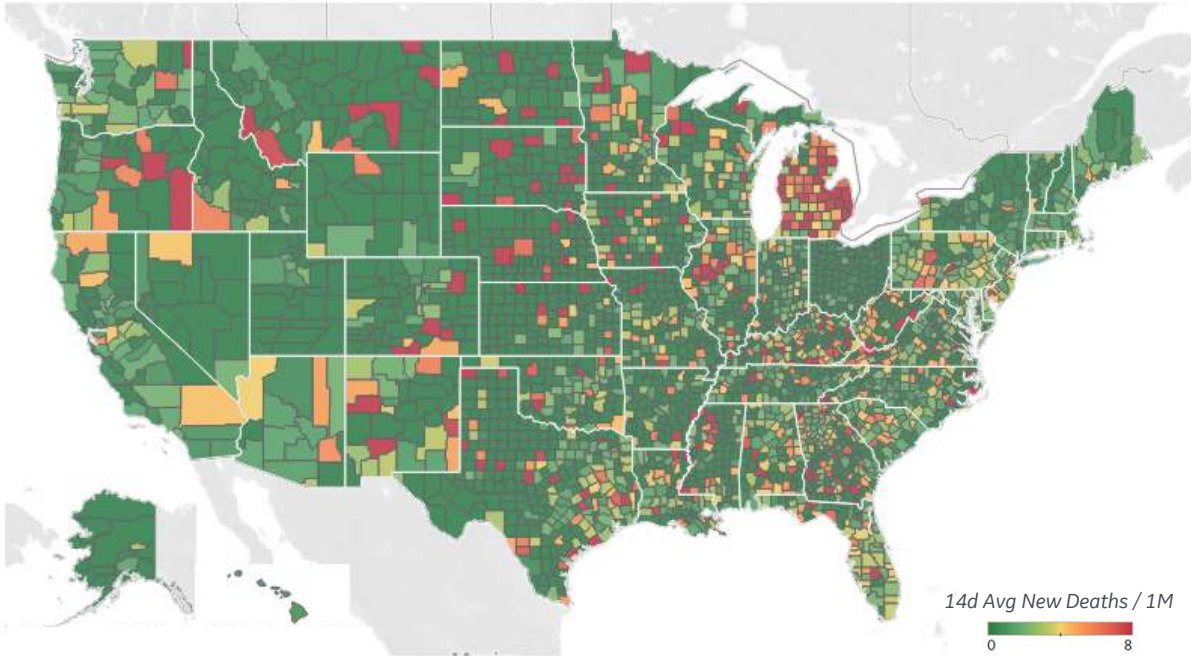


Top 10 by New Confirmed

Avg New Confirmed Cases / 1M

| | |
|----------------------|-----|
| El Paso County, CO | 368 |
| Ottawa County, MI | 367 |
| Kent County, MI | 345 |
| Adams County, CO | 329 |
| Macomb County, MI | 317 |
| Anoka County, MN | 317 |
| Oakland County, MI | 309 |
| Genesee County, MI | 305 |
| Winnebago County, IL | 301 |
| Berks County, PA | 299 |

Average New Deaths per 1M Over Last 14 Days



Top 10 by New Deaths

Avg New Deaths/ 1M

| | |
|----------------------|----|
| Macomb County, MI | 11 |
| Wayne County, MI | 9 |
| Genesee County, MI | 8 |
| Nueces County, TX | 7 |
| Ingham County, MI | 7 |
| Kalamazoo County, MI | 6 |
| Baltimore city, MD | 6 |
| Cameron County, TX | 5 |
| Alameda County, CA | 5 |
| Oakland County, MI | 5 |

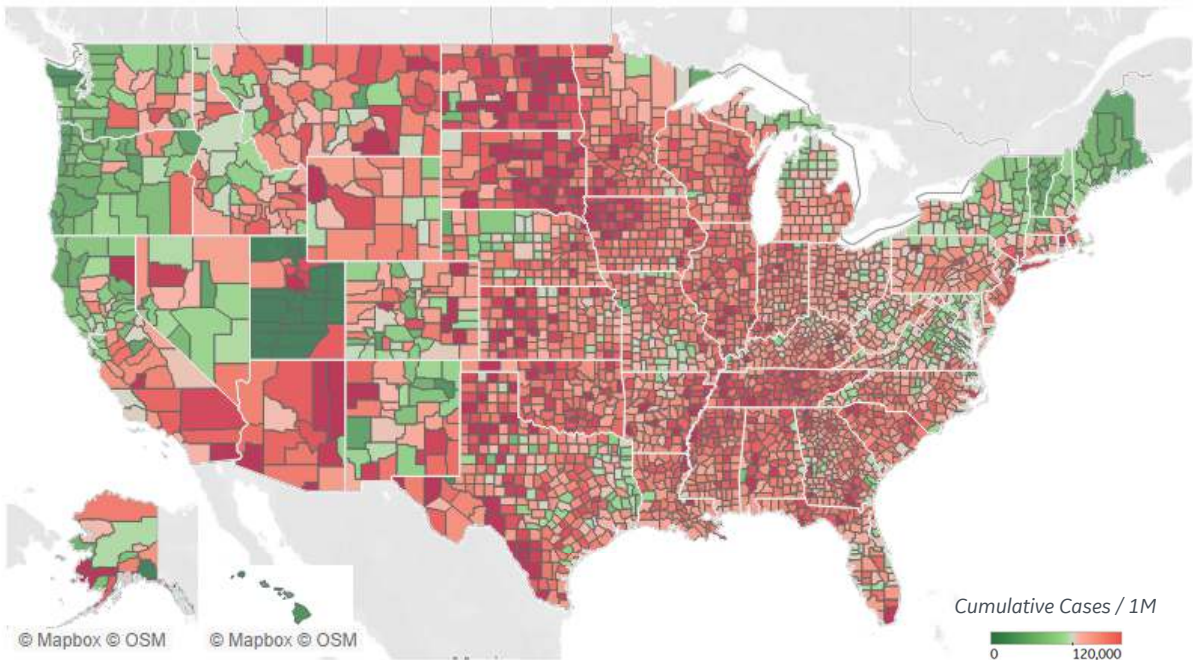
Note: Lists includes counties >= 250K population



US Counties: Cumulative Cases and Deaths

Updated 13 May 2021, 3:30 GMT 16

Confirmed **Cases** per 1M to date

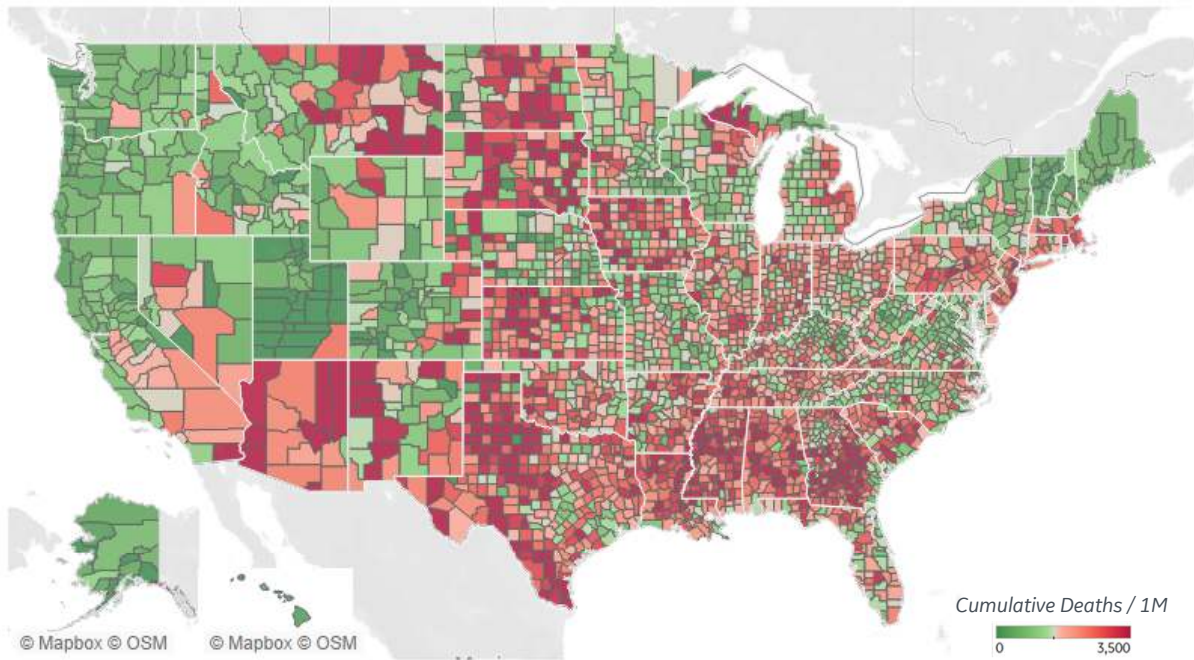


Top 10 Counties

Total Confirmed Cases / 1M

| | |
|---------------------------|---------|
| Miami-Dade County, FL | 181,171 |
| El Paso County, TX | 161,082 |
| Webb County, TX | 158,098 |
| Lubbock County, TX | 158,081 |
| Providence County, RI | 152,818 |
| Utah County, UT | 150,932 |
| Passaic County, NJ | 143,954 |
| Rockland County, NY | 142,994 |
| Greenville County, SC | 142,063 |
| San Bernardino County, CA | 136,133 |

Reported **Deaths** per 1M to date



Top 10 Counties

Total Reported Deaths/ 1M

| | |
|--------------------|-------|
| New York City* | 6,133 |
| Cameron County, TX | 3,861 |
| Passaic County, NJ | 3,766 |
| Essex County, NJ | 3,683 |
| Ocean County, NJ | 3,516 |
| Union County, NJ | 3,492 |
| Hudson County, NJ | 3,337 |
| Hidalgo County, TX | 3,274 |
| Hampden County, MA | 3,225 |
| El Paso County, TX | 3,190 |

* New York City counties aggregated into one reporting area

Note: Lists includes counties > 250K population



Canada

Per 1M in Region

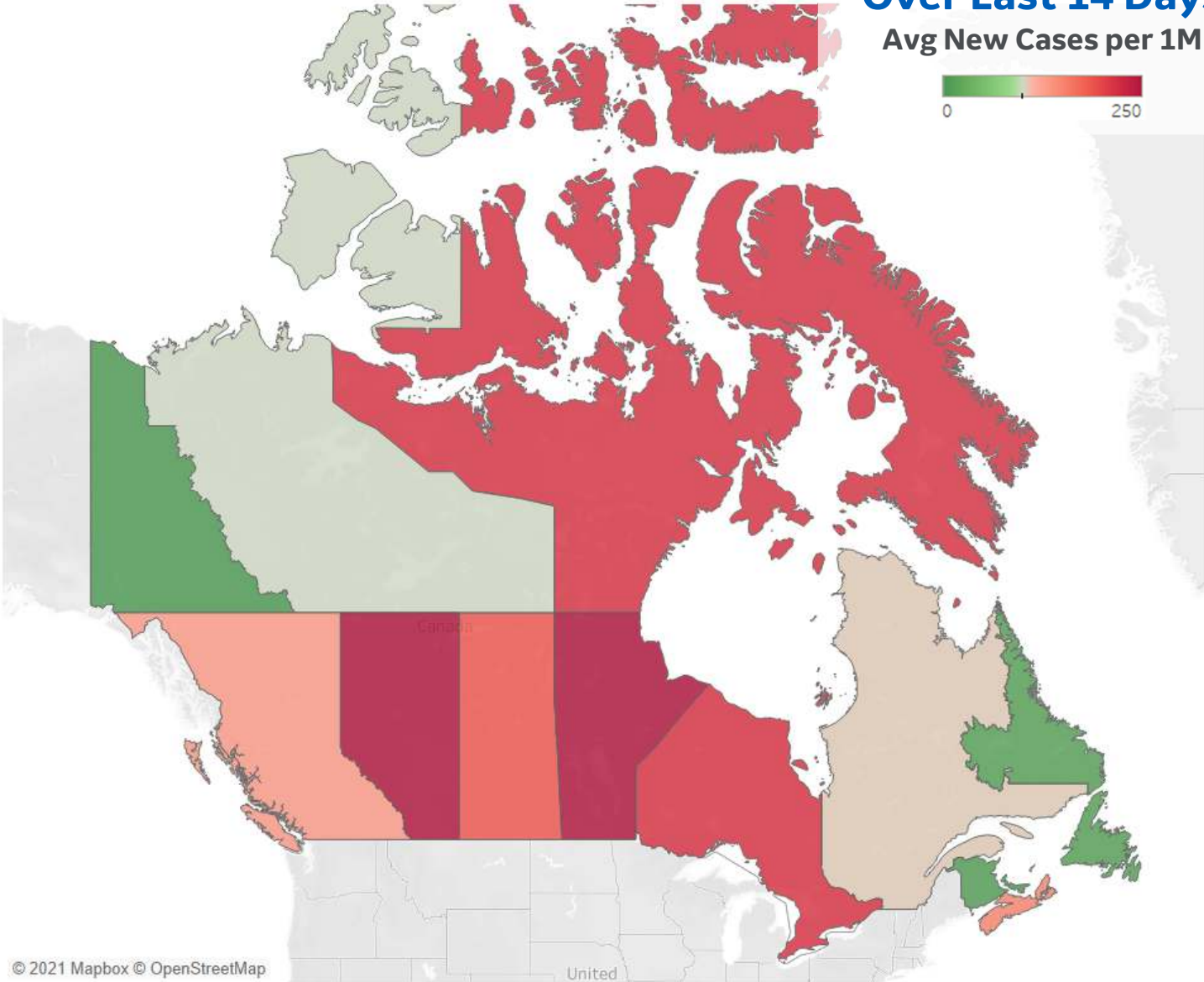
| | Today | Change |
|--------------|-------|--------|
| Active Cases | 1,936 | -1.1% |
| Confirmed | 174 | +0.5% |
| Deaths | 2 | +0.3% |
| Recovered | 193 | +0.6% |

Average Daily New Cases & Deaths per 1M Over Last 14 Days

| | Cases | Deaths |
|------------------|-------|--------|
| Alberta | 439 | 1 |
| Ontario | 214 | 2 |
| Saskatchewan | 186 | 1 |
| British Columbia | 130 | 1 |
| Manitoba | 257 | 2 |
| Quebec | 105 | 1 |

Over Last 14 Days

Avg New Cases per 1M



Top 15 countries selected by 14-day avg new cases per 1M
Excl. countries with population < 1M



Central & South America

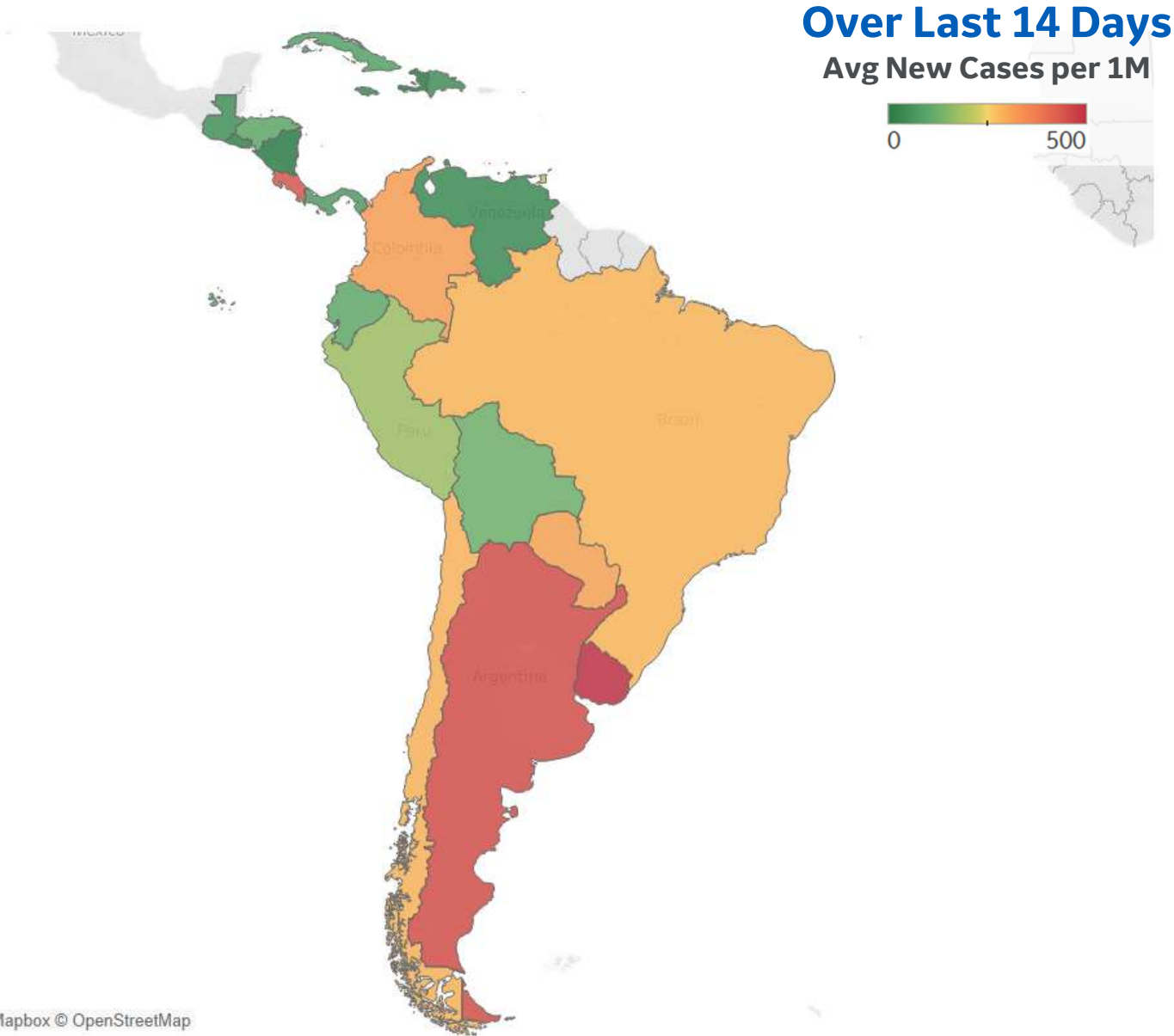
Per 1M in Region

| | Today | Change |
|--------------|-------|--------|
| Active Cases | 4,187 | +3.1% |
| Confirmed | 296 | +0.6% |
| Deaths | 9 | +0.6% |
| Recovered | 162 | +0.3% |

Average Daily New Cases & Deaths per 1M Over Last 14 Days

| | Cases | Deaths |
|---------------------|-------|--------|
| Uruguay | 721 | 16 |
| Argentina | 453 | 9 |
| Costa Rica | 439 | 4 |
| Colombia | 315 | 9 |
| Paraguay | 308 | 12 |
| Chile | 285 | 5 |
| Brazil | 282 | 10 |
| Trinidad and Tobago | 217 | 4 |
| Peru | 178 | 9 |
| Bolivia | 127 | 2 |
| Ecuador | 109 | 4 |
| Honduras | 106 | 5 |
| Cuba | 94 | 1 |
| Panama | 83 | 1 |
| Guatemala | 52 | 1 |

Top 15 countries selected by 14-day avg new cases per 1M
Excl. countries with population < 1M





Brazil

Per 1M in Region

| | Today | Change |
|--------------|-------|--------|
| Active Cases | 6,158 | +3.5% |
| Confirmed | 361 | +0.5% |
| Deaths | 12 | +0.6% |
| Recovered | 141 | +0.2% |

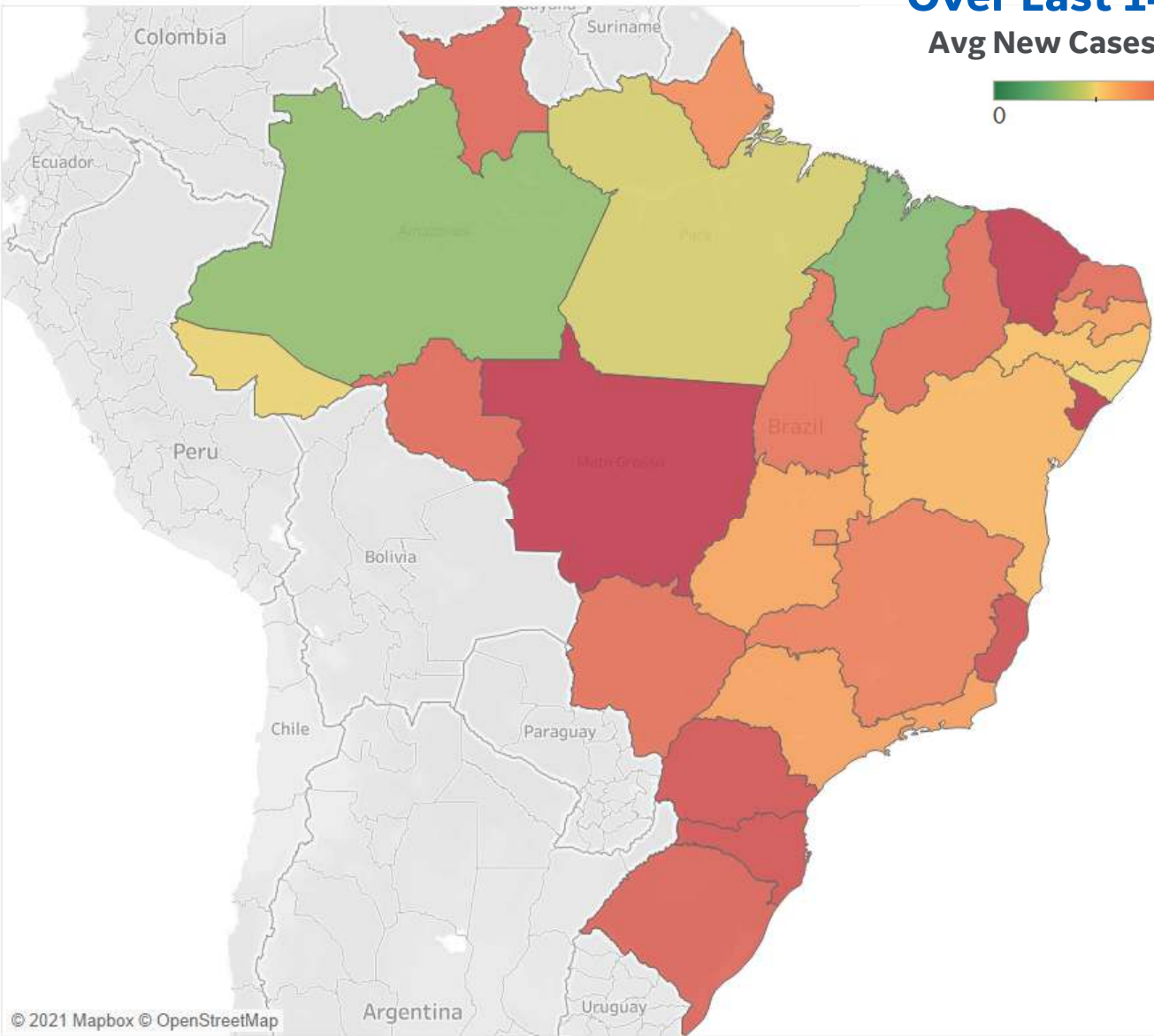
Average Daily New Cases & Deaths per 1M Over Last 14 Days

| | Cases | Deaths |
|---------------------|-------|--------|
| Ceará | 490 | 12 |
| Sergipe | 427 | 12 |
| MatoGrosso | 399 | 12 |
| Espírito Santo | 370 | 12 |
| Paraná | 369 | 13 |
| Santa Catarina | 369 | 9 |
| Rio Grande do Sul | 351 | 11 |
| Rondônia | 338 | 12 |
| Rio Grande do Norte | 335 | 6 |
| Piauí | 333 | 8 |
| MatoGrosso do Sul | 329 | 11 |
| Tocantins | 321 | 7 |
| Minas Gerais | 306 | 12 |
| Distrito Federal | 295 | 12 |
| Rio de Janeiro | 262 | 14 |

Top 15 countries selected by 14-day avg new cases per 1M
Excl. countries with population < 1M

Over Last 14 Days

Avg New Cases per 1M





Per 1M in Region

| | Today | Change |
|--------------|-------|--------|
| Active Cases | 1,075 | +0.2% |
| Confirmed | 96 | +1.2% |
| Deaths | 1 | +1.0% |
| Recovered | 93 | +1.3% |

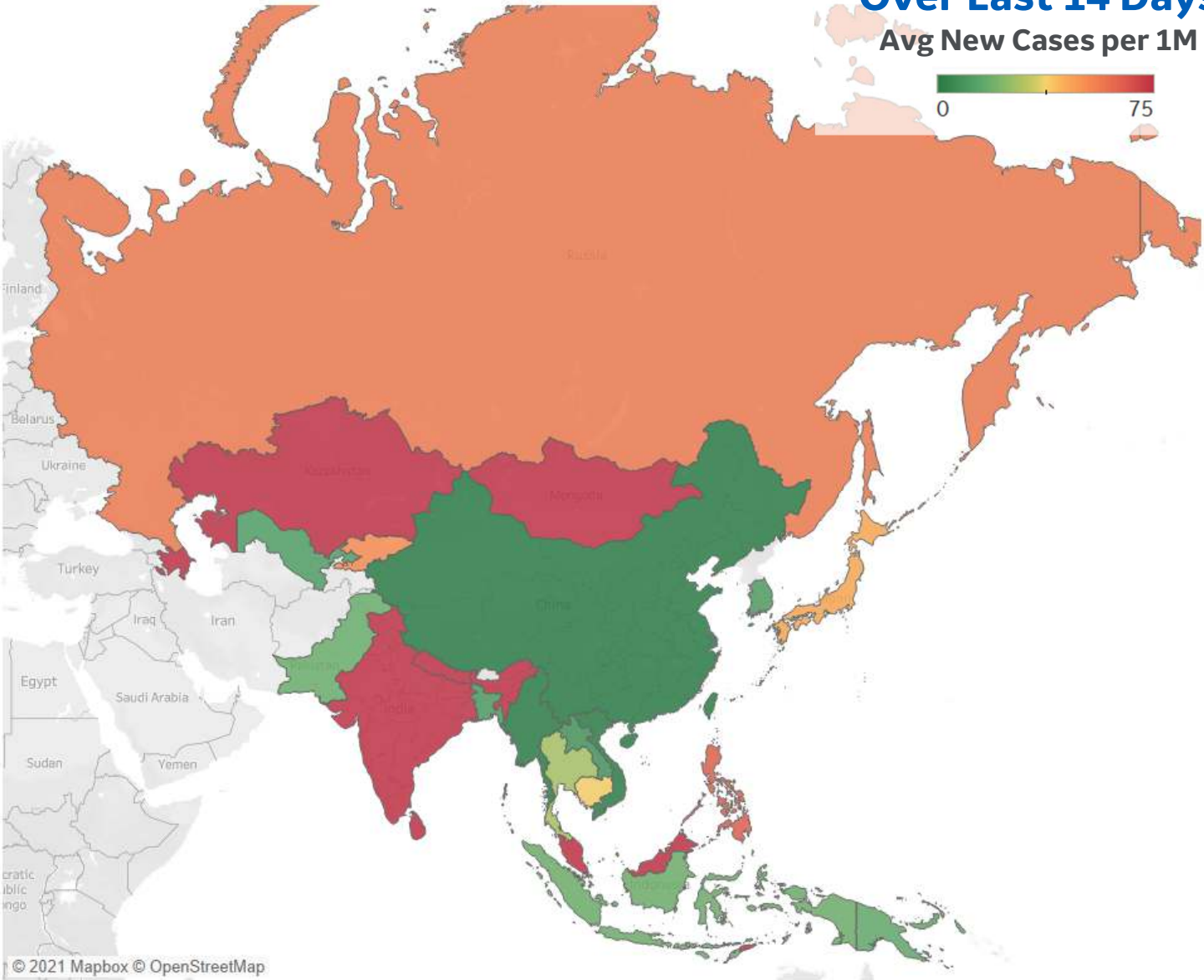
Average Daily New Cases & Deaths per 1M Over Last 14 Days

| | Cases | Deaths |
|-------------|-------|--------|
| Mongolia | 293 | 2 |
| India | 276 | 3 |
| Nepal | 269 | 3 |
| Kazakhstan | 132 | 0 |
| Malaysia | 114 | 1 |
| Sri Lanka | 95 | 1 |
| Azerbaijan | 82 | 2 |
| Timor-Leste | 81 | 0 |
| Philippines | 64 | 1 |
| Russia | 57 | 2 |
| Kyrgyzstan | 52 | 1 |
| Japan | 45 | 1 |
| Cambodia | 38 | 0 |
| Thailand | 28 | 0 |
| Indonesia | 19 | 1 |

Top 15 countries selected by 14-day avg new cases per 1M
Excl. countries with population < 1M

Over Last 14 Days

Avg New Cases per 1M





Oceania

Per 1M in Region

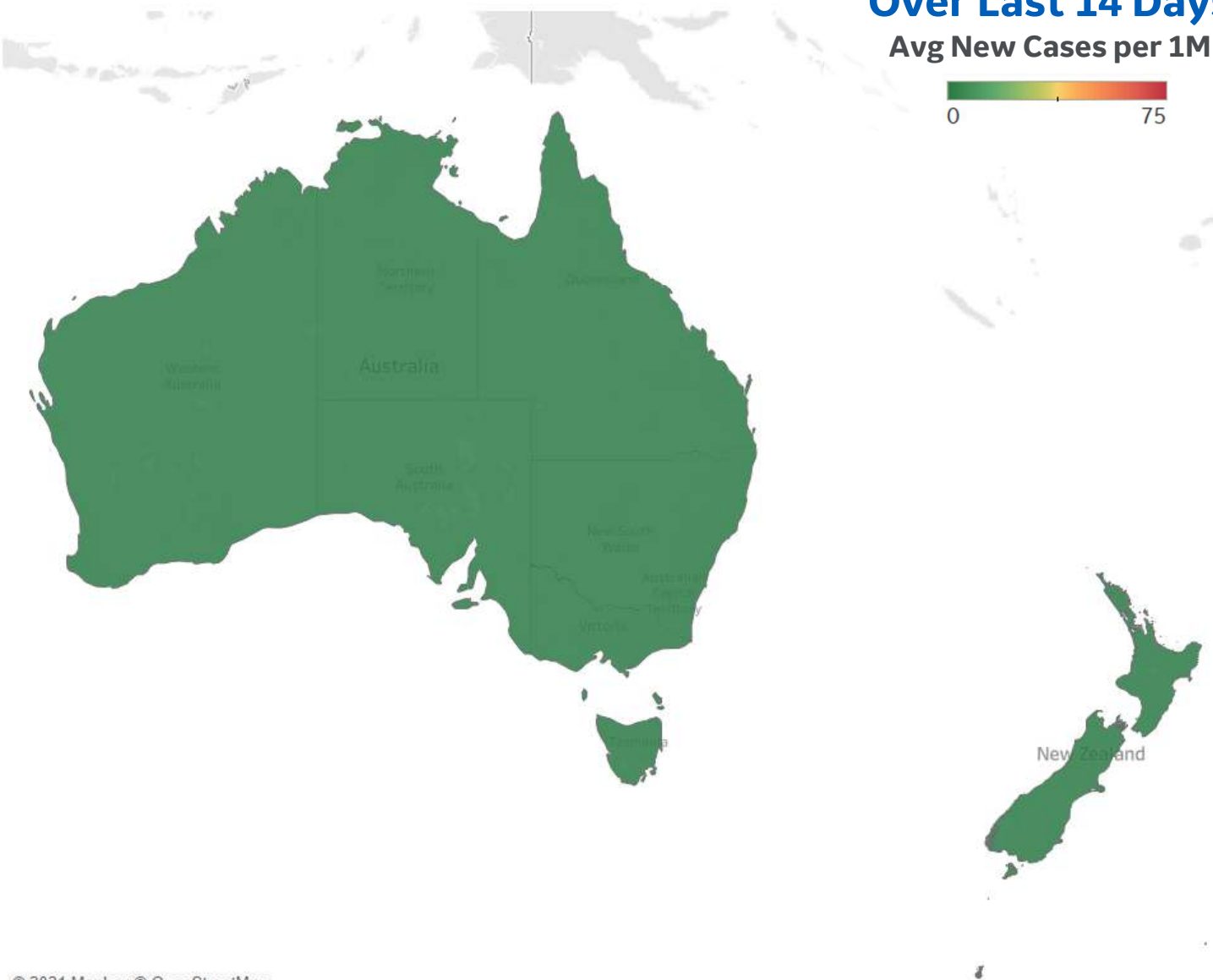
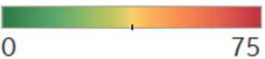
| | Today | Change |
|--------------|-------|--------|
| Active Cases | 181 | +0.0% |
| Confirmed | 1 | +0.1% |
| Deaths | 0 | +0.0% |
| Recovered | 1 | +0.1% |

Average Daily New Cases & Deaths per 1M Over Last 14 Days

| | Cases | Deaths |
|-------------|-------|--------|
| Australia | 1 | 0 |
| New Zealand | 0 | 0 |

Over Last 14 Days

Avg New Cases per 1M



Top 15 countries selected by 14-day avg new cases per 1M
Excl. countries with population < 1M



Africa

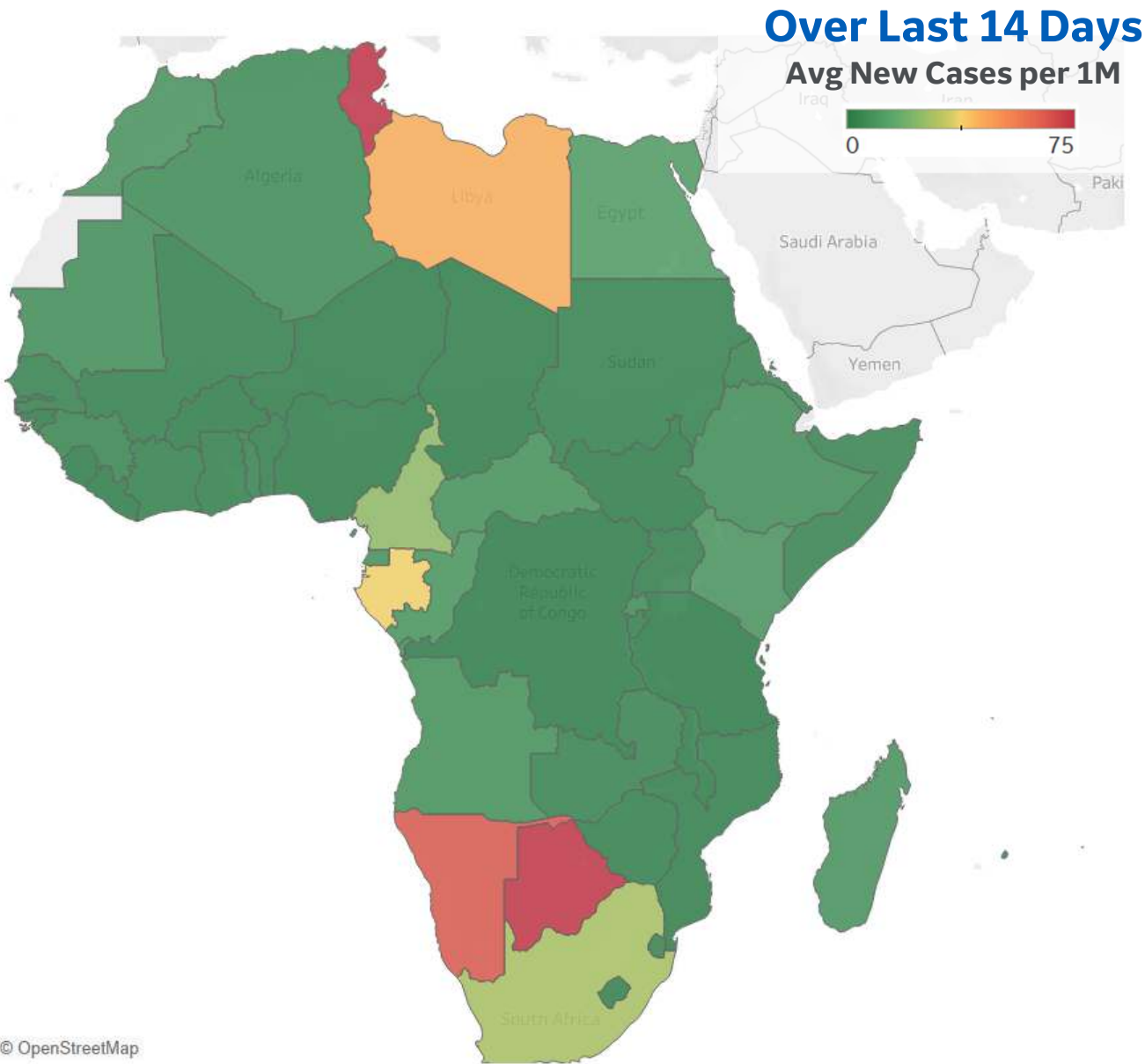
Per 1M in Region

| | Today | Change |
|--------------|-------|--------|
| Active Cases | 266 | +0.2% |
| Confirmed | 7 | +0.2% |
| Deaths | 0.2 | +0.2% |
| Recovered | 5 | +0.2% |

Average Daily New Cases & Deaths per 1M Over Last 14 Days

| | Cases | Deaths |
|------------------------|-------|--------|
| Tunisia | 114 | 6 |
| Botswana | 74 | 1 |
| Namibia | 66 | 2 |
| Libya | 44 | 1 |
| Gabon | 37 | 0 |
| South Africa | 28 | 1 |
| Cameroon | 24 | 0 |
| Egypt | 11 | 1 |
| Congo (Brazzaville) | 9 | 0 |
| Kenya | 8 | 0 |
| Madagascar | 8 | 0 |
| Morocco | 8 | 0 |
| Central African Repu.. | 7 | 0 |
| Angola | 7 | 0 |
| Eq. Guinea | 7 | 0 |

Top 15 countries selected by 14-day avg new cases per 1M
Excl. countries with population < 1M





Sources



** Per 1M = Per 1 Million Population unless otherwise noted

Worldwide Survival Rate, last 30d calculation =
[(Total Confirmed – Total Confirmed 30d ago) – (Total Deaths-Total Deaths 30d ago)] / (Total Confirmed – Total Confirmed 30d ago)

Johns Hopkins Coronavirus Resource Center:

<https://coronavirus.jhu.edu/map.html>

Worldometer Coronavirus Reporting:

<https://www.worldometers.info/coronavirus/>

Public Health England:

<https://www.gov.uk/government/publications/covid-19-track-coronavirus-cases>

US Department of Homeland Security, Homeland Infrastructure Foundation-Level Data:

<https://hifld-geoplatform.opendata.arcgis.com/datasets/hospitals>

National Health Commission of the PRC:

<http://www.nhc.gov.cn/xcs/yqtb/202003/bf66696029ba420098164607240074f8.shtml>

CDC, Severe Outcomes Among Patients with Coronavirus Disease 2019 (COVID-19):

<https://www.cdc.gov/mmwr/volumes/69/wr/mm6912e2.htm>

Italian Department of Civil Protection, COVID Monitoring:

<http://opendatadpc.maps.arcgis.com/apps/opsdashboard/index.html#/b0c68bce2cce478eaac82fe38d4138b1>

The COVID Tracking Project:

<https://covidtracking.com/data/>

UK Office for National Statistics:

<https://www.ons.gov.uk/peoplepopulationandcommunity/birthsdeathsandmarriages/deaths/bulletins/deathsregisteredweeklyinenglandandwalesprovisional/weekending24april2020>

European Centre for Disease Prevention and Control:

<https://www.ecdc.europa.eu/en/publications-data/download-data-hospital-and-icu-admission-rates-and-current-occupancy-covid-19>

Secretary of Health, Mexico:

<https://www.gob.mx/salud/en>

Canada Regional Data:

<https://health-infobase.canada.ca/covid-19/epidemiological-summary-covid-19-cases.html#fn1>

Canada Regional Populations (Q4 2019):

<https://www150.statcan.gc.ca/t1/tbl1/en/tv.action?pid=1710000901>

CDC COVID Data Tracker:

<https://covid.cdc.gov/covid-data-tracker/#vaccinations>

Oxford COVID-19 Government Response Tracker:

<https://www.bing.com/search?q=oxford+stringency+index+countries&PC=U316&FORM=CHROMN>