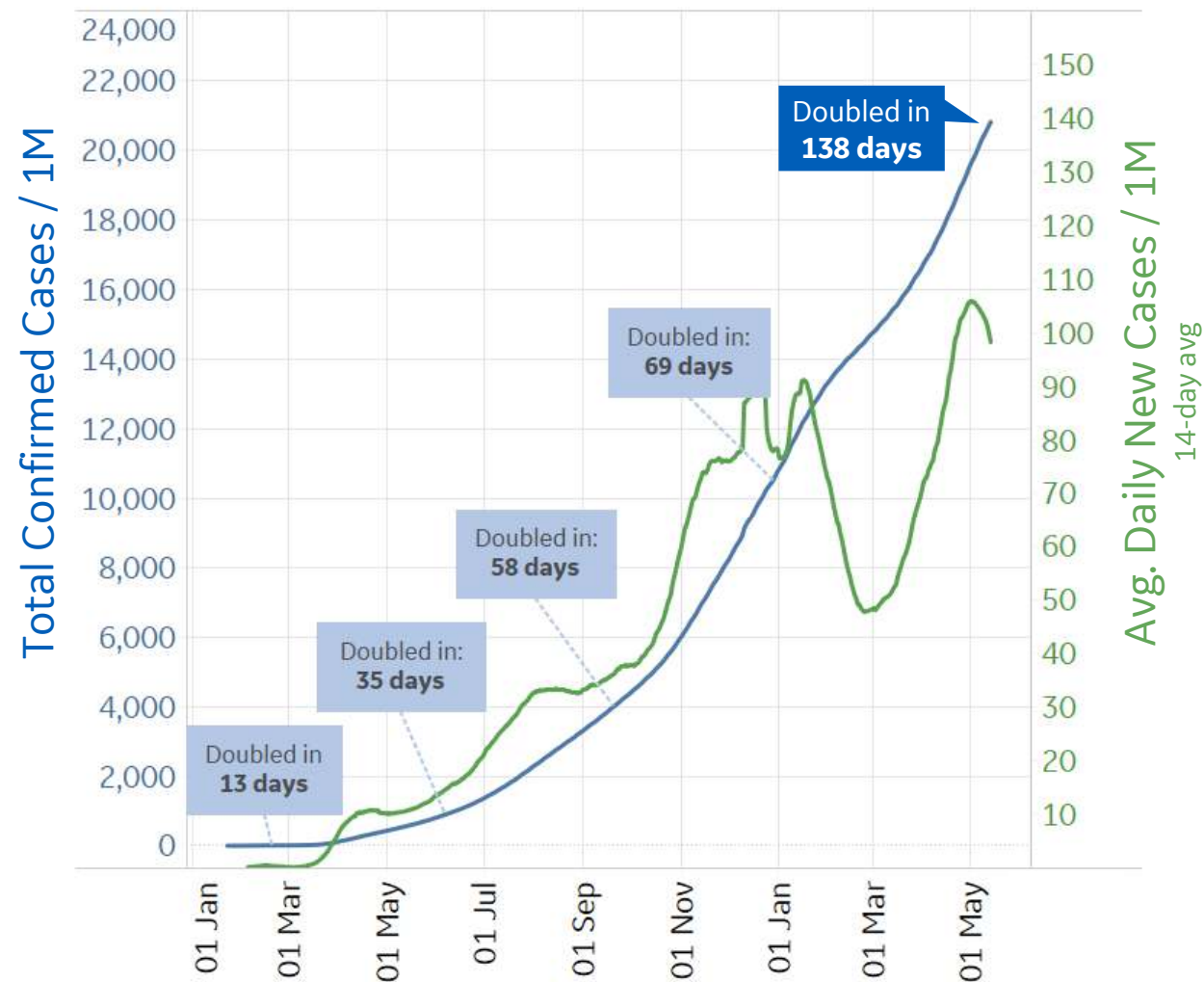




Global Confirmed & Active Cases

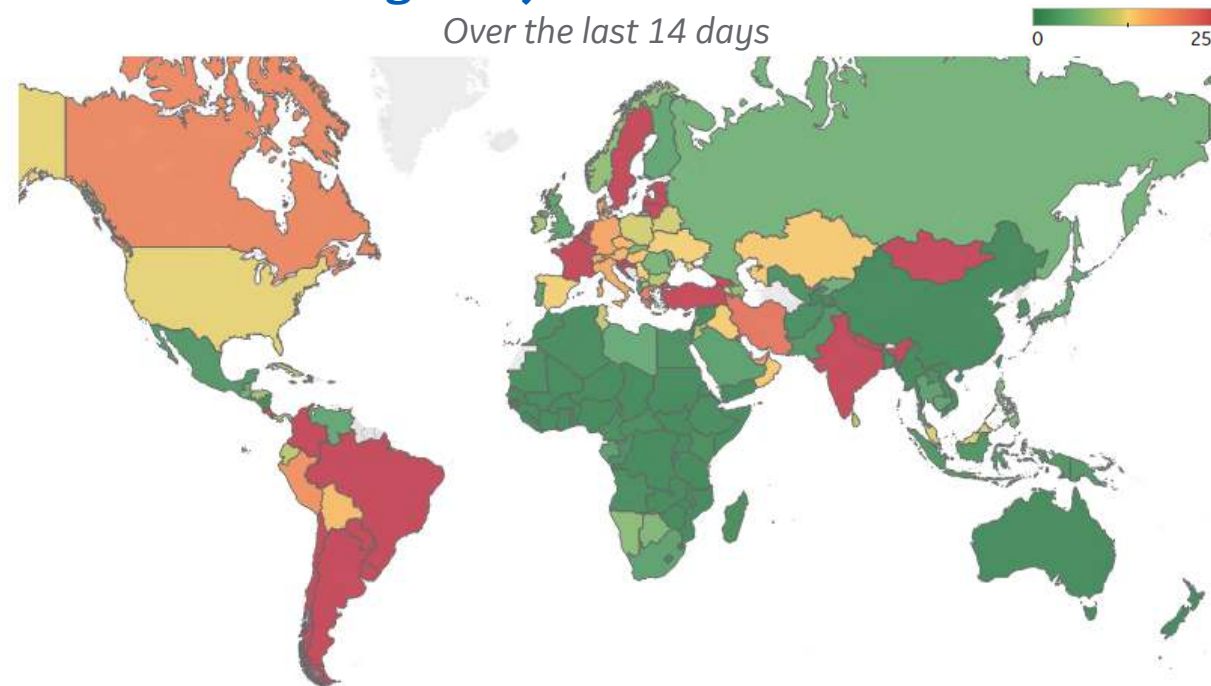


Trend since 22 Jan 2020



Avg. Daily New Cases / 1M

Over the last 14 days



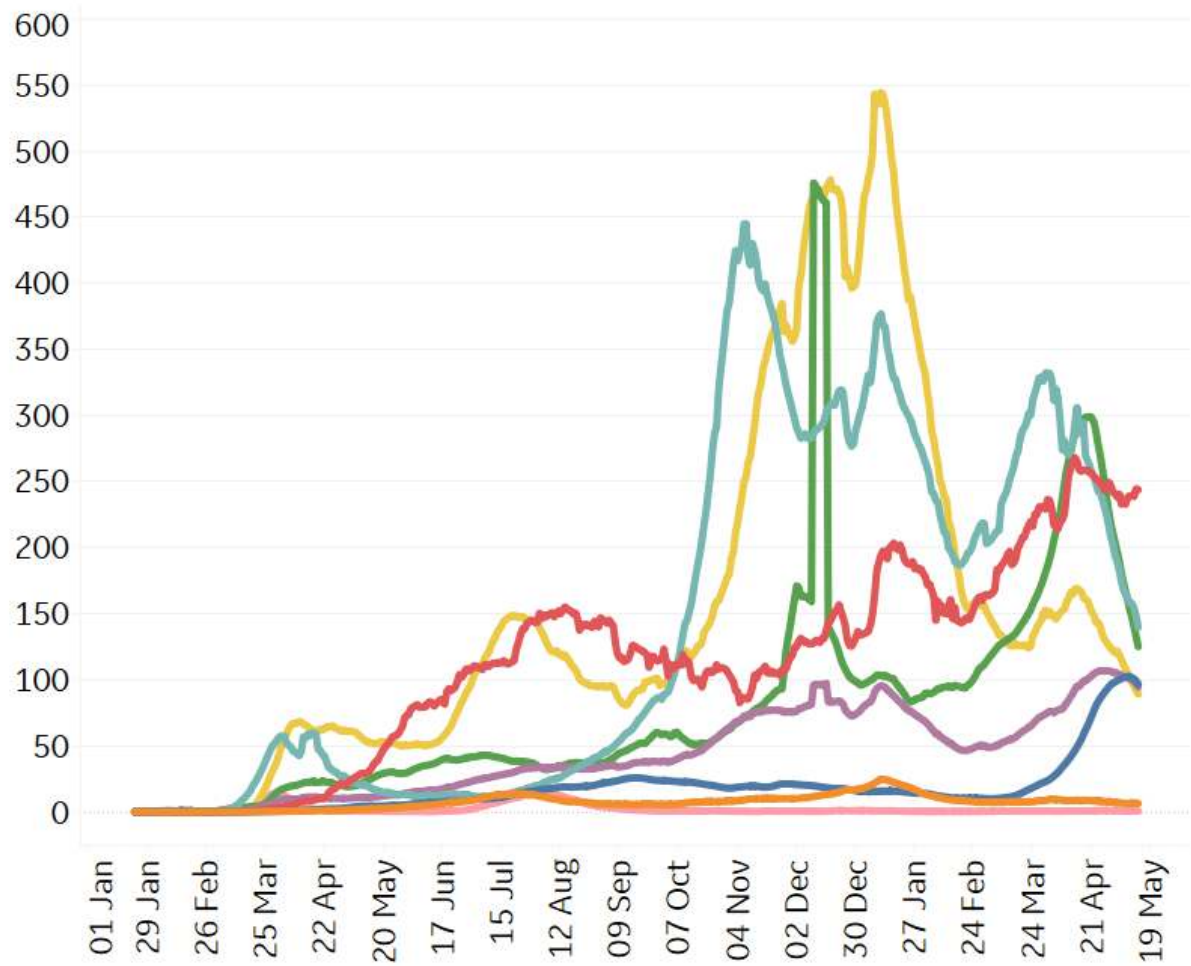
Per 1M:	New Today	Change from 30 days ago
Active	3	+8%
Confirmed	94	+17%
Deaths	2	+13%
Recovered	89	+24%
Worldwide Survival Rate	To Date 97.9%	Last 30 Days 98.4%



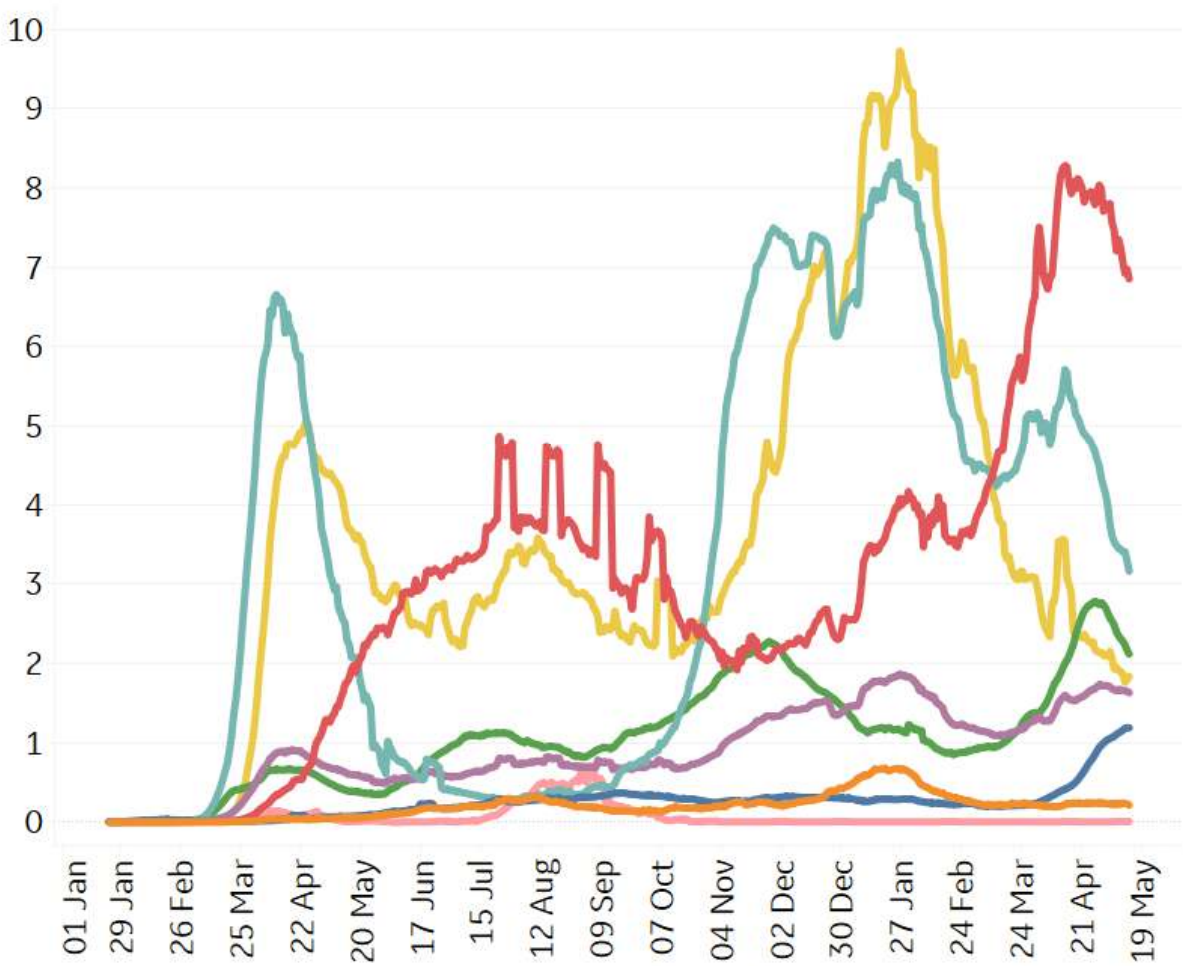
New Confirmed Cases & New Deaths

Key **World** **North America** **Europe** **Middle East** **Cent & South America** **Asia** **Africa** **Oceania**

New Confirmed Cases / 1M
7-day rolling average



New Deaths / 1M
7-day rolling average



*Large jump in Middle East confirmed cases due to batched reporting of 823,225 new cases in **Turkey** on 10 Dec



Top 50 Countries: Per 1M



1 - 25	Average over last 7 days		Total Since 22 Jan			Change from 14d Ago 14 day avg of daily new	
	New Confirmed	New Deaths	Total Confirmed	Estimated Recovered	Total Deaths	Confirmed	Deaths
Hungary	112	10	82,316	77,431	2,999	-54%	-43%
Czechia	118	4	154,071	149,287	2,785	-38%	-38%
Bos. and Herz.	72	9	61,571	57,580	2,730	-59%	-45%
North Macedonia	71	9	74,156	70,479	2,481	-64%	-24%
Bulgaria	102	8	59,484	55,629	2,475	-54%	-41%
Slovakia	58	6	70,860	67,698	2,223	-34%	-37%
Belgium	237	2	88,568	83,003	2,126	-16%	-16%
Slovenia	240	2	119,314	113,053	2,072	-7%	-36%
Italy	135	4	68,459	64,263	2,047	-29%	-31%
Brazil	289	9	72,610	66,618	2,025	0%	-18%
Peru	178	8	56,583	52,118	1,968	-29%	-16%
UK	34	0	65,704	63,370	1,884	-9%	-52%
Poland	103	8	75,192	71,719	1,877	-58%	-39%
Croatia	247	9	84,808	78,571	1,857	-39%	-3%
US	107	2	99,253	95,783	1,766	-29%	-8%
Spain	120	2	76,964	73,483	1,696	-29%	0%
Portugal	34	0	82,471	80,323	1,667	-27%	-39%
France	247	3	90,425	84,967	1,646	-39%	-27%
EU	160	3	71,377	67,284	1,593	-34%	-28%
Colombia	328	9	60,293	54,285	1,568	-6%	8%
Argentina	463	9	71,735	63,849	1,532	-12%	25%
Romania	54	4	55,608	53,246	1,523	-52%	-38%
Lithuania	433	4	96,366	88,831	1,495	7%	-17%
Moldova	44	3	62,813	60,614	1,486	-55%	-34%
Panama	102	1	85,626	82,955	1,457	19%	39%

Change from 14d ago: Compares 14d-avgs. of Daily New Cases/Deaths today with 14d-avgs from 14d ago
Estimated Recovered: Cases 14d ago - Deaths today

26 - 50	Average over last 7 days		Total Since 22 Jan			Change from 14d Ago 14 day avg of daily new	
	New Confirmed	New Deaths	Total Confirmed	Estimated Recovered	Total Deaths	Confirmed	Deaths
Armenia	91	5	74,316	71,286	1,448	-50%	-24%
Chile	279	5	66,258	60,863	1,440	-15%	-14%
Sweden	365	2	101,783	94,404	1,413	-20%	10%
Switzerland	134	1	78,248	74,806	1,240	-32%	-19%
Kosovo	49	1	57,575	54,959	1,204	-41%	-15%
Latvia	369	5	67,001	61,263	1,188	6%	21%
Austria	118	2	70,494	67,318	1,160	-39%	-28%
Lebanon	78	3	78,378	75,894	1,109	-55%	-27%
Georgia	312	5	81,832	76,320	1,098	6%	52%
Netherlands	378	1	94,001	87,394	1,032	-15%	-1%
Ireland	86	0	51,531	49,291	1,000	3%	-52%
Uruguay	759	14	66,758	55,392	955	-8%	-10%
Estonia	239	3	95,259	90,797	914	-14%	-43%
Jordan	68	3	70,836	68,667	902	-58%	-46%
Serbia	102	2	80,516	77,979	757	-53%	-40%
West Bank and G.	90	2	66,374	63,952	744	-60%	-42%
Israel	4	0	96,939	96,127	737	-57%	-64%
Costa Rica	472	5	54,951	48,069	690	51%	95%
Turkey	180	3	60,280	56,257	522	-58%	-8%
Bahrain	958	4	115,249	102,868	420	37%	17%
Kuwait	250	2	67,729	63,431	392	-14%	-5%
Cyprus	252	2	58,451	53,746	283	-53%	36%
Qatar	146	1	73,731	70,965	181	-32%	-23%
UAE	162	0	54,817	52,236	164	-11%	0%
Total World	94	2	20,806	18,999	432	-7%	-1%

Top 50 countries selected by Cases / 1M. Sorted by Total Deaths / 1M
Excludes countries with population < 1M



Top 50 Countries: Raw Volume

1 - 25	Average over last 7 days		Total Since 22 Jan			Change from 14d Ago 14 day avg of daily new	
	New Confirmed	New Deaths	Total Confirmed	Estimated Recovered	Total Deaths	Confirmed	Deaths
EU	71,381	1,512	31,780,856	29,958,015	709,429	-34%	-28%
US	35,384	620	32,852,871	31,704,562	584,487	-29%	-8%
Brazil	61,489	1,924	15,433,989	14,160,261	430,417	0%	-18%
India	365,030	4,033	24,046,809	18,500,659	262,317	18%	59%
Mexico	2,326	247	2,375,115	2,121,033	219,901	-25%	-34%
UK	2,306	10	4,460,405	4,301,937	127,912	-9%	-52%
Italy	8,137	212	4,139,160	3,885,463	123,745	-29%	-31%
Russia	8,204	347	4,857,303	4,629,347	112,795	-4%	-7%
France	16,151	200	5,902,343	5,546,122	107,411	-39%	-27%
Germany	10,779	204	3,578,125	3,305,186	85,853	-33%	-6%
Colombia	16,683	478	3,067,879	2,762,174	79,760	-6%	8%
Spain	5,604	79	3,598,452	3,435,661	79,281	-29%	0%
Iran	15,998	332	2,722,007	2,403,574	76,231	-22%	-14%
Poland	3,912	290	2,845,762	2,714,332	71,021	-58%	-39%
Argentina	20,932	427	3,242,103	2,885,689	69,254	-12%	25%
Peru	5,883	275	1,865,639	1,718,441	64,898	-29%	-16%
South Africa	2,126	56	1,605,252	1,524,524	55,012	55%	-10%
Ukraine	5,677	276	2,192,022	2,064,619	49,261	-50%	-30%
Indonesia	4,907	174	1,731,652	1,615,152	47,716	-6%	5%
Turkey	15,145	267	5,083,996	4,744,641	44,059	-58%	-8%
Czechia	1,261	43	1,649,947	1,598,711	29,825	-38%	-38%
Romania	1,035	85	1,069,770	1,024,321	29,308	-52%	-38%
Hungary	1,079	96	795,200	748,013	28,970	-54%	-43%
Chile	5,336	89	1,266,601	1,163,471	27,520	-15%	-14%
Canada	6,571	46	1,320,206	1,195,306	24,802	-13%	-7%

26 - 50	Average over last 7 days		Total Since 22 Jan			Change from 14d Ago 14 day avg of daily new	
	New Confirmed	New Deaths	Total Confirmed	Estimated Recovered	Total Deaths	Confirmed	Deaths
Belgium	2,744	29	1,026,473	961,977	24,645	-16%	-16%
Ecuador	1,494	61	405,783	361,247	19,442	-1%	-16%
Pakistan	3,298	101	873,220	801,439	19,384	-31%	-14%
Philippines	6,365	119	1,124,724	1,009,917	18,821	-23%	8%
Netherlands	6,478	22	1,610,699	1,497,486	17,679	-15%	-1%
Bulgaria	707	56	413,320	386,534	17,194	-54%	-41%
Portugal	351	2	840,929	819,034	16,999	-27%	-39%
Iraq	4,844	30	1,132,092	1,042,911	15,883	-28%	-18%
Sweden	3,688	16	1,027,934	953,411	14,267	-20%	10%
Slovakia	315	31	386,868	369,609	12,135	-34%	-37%
Bangladesh	1,361	40	778,687	744,879	12,076	-56%	-48%
Japan	6,425	98	667,251	577,331	11,249	18%	67%
Switzerland	1,163	5	677,210	647,415	10,728	-32%	-19%
Austria	1,058	16	634,893	606,295	10,444	-39%	-28%
Jordan	689	27	722,754	700,614	9,203	-58%	-46%
Morocco	236	6	514,670	501,795	9,091	-43%	-24%
Lebanon	533	22	534,968	518,008	7,569	-55%	-27%
Saudi Arabia	1,014	13	430,505	409,185	7,122	0%	14%
Serbia	894	16	703,497	681,333	6,611	-53%	-40%
Israel	33	1	839,059	832,028	6,379	-57%	-64%
Nepal	8,944	134	431,191	313,064	4,466	220%	578%
Kazakhstan	2,282	3	407,024	369,271	3,391	-13%	10%
Malaysia	4,307	25	458,077	403,137	1,788	44%	129%
UAE	1,602	3	542,158	516,639	1,623	-11%	0%
Total World	729,346	12,610	161,176,148	147,176,072	3,344,394	-7%	-1%

Change from 14d ago: Compares 14d-avgs. of Daily New Cases/Deaths today with 14d-avgs from 14d ago
Estimated Recovered: Cases 14d ago - Deaths today

Top 50 countries selected by Total Cases. Sorted by Total Deaths
Excludes countries with population < 1M



United States: Per 1M



1 - 25	Average over last 7 days		Total Since 22 Jan			Change from 14d Ago 14 day avg of daily new	
	New Confirmed	New Deaths	Total Confirmed	Estimated Recovered	Total Deaths	Confirmed	Deaths
New Jersey	58	3	113,657	109,146	2,917	-49%	-21%
New York	112	2	106,908	102,371	2,718	-45%	-17%
Massachusetts	107	1	101,546	97,195	2,571	-40%	-21%
Rhode Island	114	2	141,813	137,063	2,547	-44%	26%
Mississippi	76	1	105,676	102,282	2,435	-9%	-24%
Arizona	89	1	119,687	115,984	2,396	-4%	-27%
Connecticut	93	1	96,658	92,637	2,291	-41%	-11%
Louisiana	98	1	99,899	96,246	2,252	1%	-10%
South Dakota	71	2	139,714	136,259	2,248	-44%	108%
Alabama	84	2	108,683	105,342	2,244	-15%	-25%
Pennsylvania	162	3	92,375	87,600	2,083	-35%	-18%
North Dakota	124	1	142,872	138,788	2,012	-18%	-31%
Indiana	129	2	108,834	104,794	1,998	-12%	-3%
Michigan	239	6	97,403	91,416	1,967	-46%	3%
New Mexico	94	2	95,588	92,204	1,961	5%	-11%
Illinois	152	2	107,449	103,148	1,947	-24%	18%
Georgia	85	2	104,866	101,557	1,926	-22%	-41%
Arkansas	61	1	112,080	109,267	1,916	5%	-2%
Iowa	84	1	116,898	113,623	1,901	-23%	8%
S. Carolina	96	2	113,806	110,305	1,868	-27%	-34%
Tennessee	91	1	125,407	122,148	1,802	-43%	-20%
Nevada	124	2	103,940	100,451	1,793	0%	-36%
Texas	77	2	100,868	97,925	1,753	-26%	-7%
Oklahoma	46	2	113,899	111,462	1,738	-17%	-1%
Kansas	61	1	107,383	104,686	1,727	-10%	24%

Change from 14d ago: Compares 14d-avgs. of Daily New Cases/Deaths today with 14d-avgs from 14d ago
Estimated Recovered: Cases 14d ago - Deaths today

26 - 51	Average over last 7 days		Total Since 22 Jan			Change from 14d Ago 14 day avg of daily new	
	New Confirmed	New Deaths	Total Confirmed	Estimated Recovered	Total Deaths	Confirmed	Deaths
Delaware	148	3	109,452	105,149	1,692	-38%	-17%
Florida	161	3	106,278	102,072	1,673	-32%	0%
Ohio	100	0	93,108	89,941	1,663	-22%	-85%
California	41	2	95,272	93,072	1,584	-14%	4%
DC	66	1	68,585	65,886	1,580	-39%	-33%
West Virginia	182	3	87,954	83,688	1,535	-5%	179%
Missouri	77	1	97,587	94,782	1,508	N/A	-5%
Montana	112	2	103,323	100,176	1,494	-4%	-36%
Kentucky	116	3	100,995	97,763	1,486	2%	-28%
Maryland	82	2	75,218	72,376	1,471	-43%	-14%
Wisconsin	92	2	114,764	111,962	1,324	-17%	21%
Minnesota	183	2	104,873	100,462	1,306	-27%	-5%
Virginia	73	2	78,346	75,845	1,284	-38%	-5%
Wyoming	116	0	101,935	99,103	1,230	7%	25%
N. Carolina	126	2	94,187	91,024	1,225	-23%	-18%
Nebraska	97	3	114,891	112,320	1,182	-36%	13%
Idaho	91	1	106,171	103,754	1,155	-23%	-37%
Colorado	226	2	91,779	87,306	1,115	-19%	30%
New Hampshire	123	2	71,562	68,654	975	-37%	-32%
Washington	156	1	55,074	52,015	739	-12%	11%
Utah	102	2	125,288	123,124	703	-12%	66%
Oregon	155	2	45,933	42,975	610	-9%	125%
Maine	199	1	48,388	44,745	594	-18%	-33%
Alaska	115	1	94,801	92,474	483	-41%	-54%
Vermont	98	1	38,020	36,174	404	-22%	0%
Hawaii	57	0	24,713	23,427	345	3%	-40%

Sorted by Total Deaths / 1M



United States: Raw Volume



1 - 25	Average over last 7 days		Total Since 22 Jan			Change from 14d Ago 14 day avg of daily new	
	New Confirmed	New Deaths	Total Confirmed	Estimated Recovered	Total Deaths	Confirmed	Deaths
California	1,605	60	3,764,405	3,677,465	62,573	-14%	4%
New York	2,174	42	2,079,749	1,991,479	52,866	-45%	-17%
Texas	2,241	45	2,924,766	2,839,417	50,840	-26%	-7%
Florida	3,454	54	2,282,613	2,192,283	35,929	-32%	0%
Pennsylvania	2,070	37	1,182,589	1,121,455	26,666	-35%	-18%
New Jersey	512	24	1,009,521	969,459	25,906	-49%	-21%
Illinois	1,929	27	1,361,569	1,307,076	24,671	-24%	18%
Georgia	906	22	1,113,411	1,078,273	20,450	-22%	-41%
Michigan	2,391	60	972,746	912,958	19,646	-46%	3%
Ohio	1,175	2	1,088,343	1,051,330	19,441	-22%	-85%
Massachusetts	734	8	699,908	669,916	17,722	-40%	-21%
Arizona	649	10	871,168	844,215	17,438	-4%	-27%
Indiana	870	10	732,692	705,498	13,450	-12%	-3%
N. Carolina	1,324	16	987,837	954,668	12,853	-23%	-18%
Tennessee	622	9	856,428	834,167	12,305	-43%	-20%
Alabama	412	8	532,895	516,512	11,001	-15%	-25%
Virginia	619	14	668,726	647,380	10,961	-38%	-5%
Louisiana	457	6	464,412	447,427	10,469	1%	-10%
S. Carolina	493	9	585,957	567,931	9,619	-27%	-34%
Missouri	472	6	598,931	581,715	9,258	N/A	-5%
Maryland	497	11	454,745	437,563	8,896	-43%	-14%
Connecticut	333	5	344,612	330,279	8,168	-41%	-11%
Wisconsin	535	13	668,208	651,894	7,706	-17%	21%
Minnesota	1,031	10	591,445	566,571	7,367	-27%	-5%
Mississippi	226	3	314,509	304,407	7,247	-9%	-24%

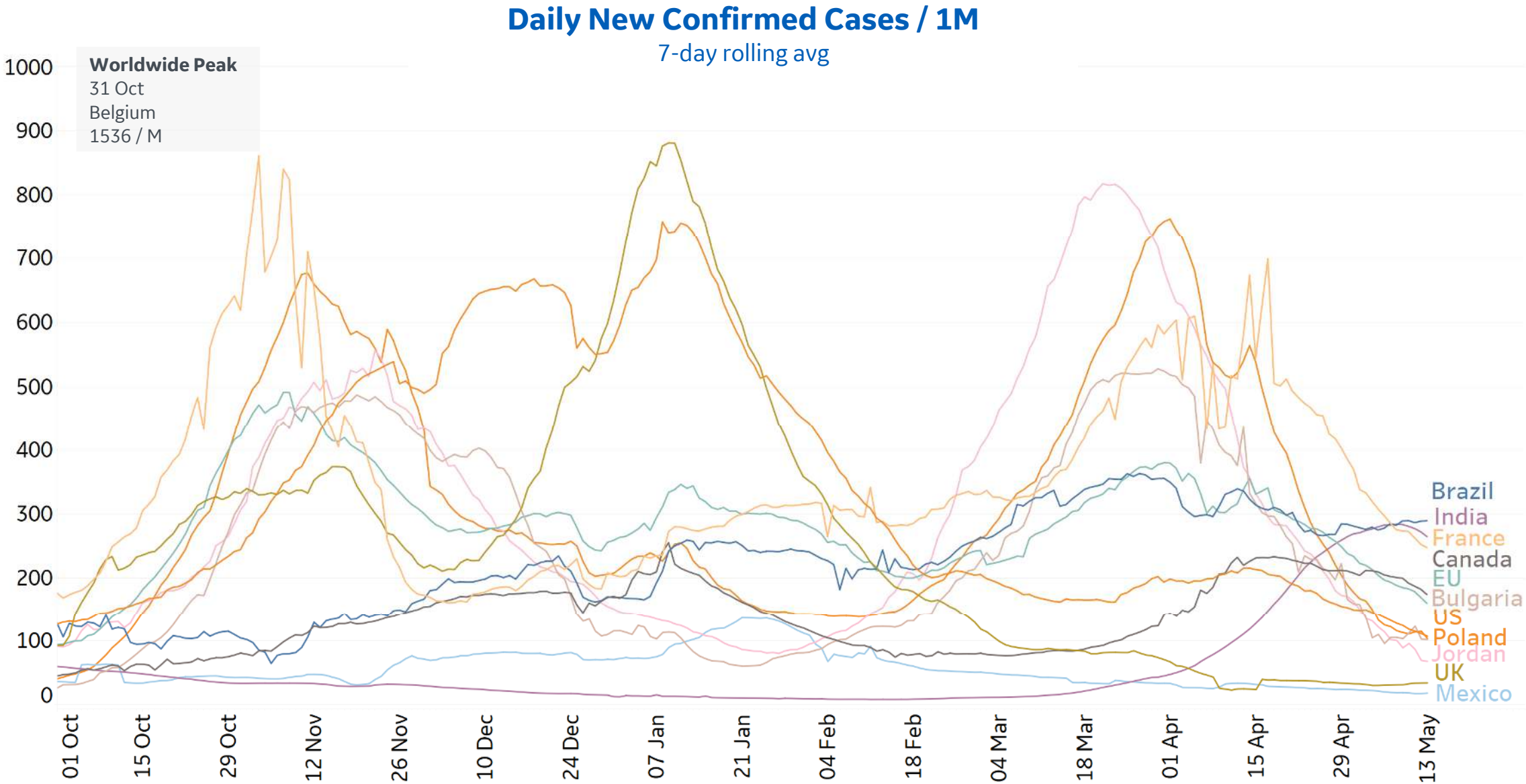
Change from 14d ago: Compares 14d-avgs. of Daily New Cases/Deaths today with 14d-avgs from 14d ago
Estimated Recovered: Cases 14d ago - Deaths today

26 - 51	Average over last 7 days		Total Since 22 Jan			Change from 14d Ago 14 day avg of daily new	
	New Confirmed	New Deaths	Total Confirmed	Estimated Recovered	Total Deaths	Confirmed	Deaths
Oklahoma	183	7	450,696	441,053	6,878	-17%	-1%
Kentucky	519	13	451,213	436,771	6,637	2%	-28%
Colorado	1,303	11	528,533	502,771	6,423	-19%	30%
Iowa	266	2	368,822	358,489	5,997	-23%	8%
Arkansas	184	4	338,235	329,746	5,783	5%	-2%
Washington	1,187	10	419,382	396,092	5,626	-12%	11%
Nevada	381	5	320,150	309,405	5,523	0%	-36%
Kansas	176	4	312,839	304,984	5,030	-10%	24%
New Mexico	197	3	200,432	193,335	4,112	5%	-11%
West Virginia	326	5	157,626	149,982	2,751	-5%	179%
Rhode Island	121	2	150,231	145,199	2,698	-44%	26%
Oregon	653	8	193,732	181,258	2,572	-9%	125%
Nebraska	188	5	222,247	217,273	2,286	-36%	13%
Utah	328	5	401,669	394,730	2,255	-12%	66%
Idaho	162	2	189,735	185,415	2,064	-23%	-37%
South Dakota	63	2	123,599	120,543	1,989	-44%	108%
Delaware	144	3	106,580	102,390	1,648	-38%	-17%
Montana	120	2	110,429	107,066	1,597	-4%	-36%
North Dakota	94	0	108,877	105,765	1,533	-18%	-31%
New Hampshire	167	2	97,304	93,350	1,326	-37%	-32%
DC	46	1	48,404	46,499	1,115	-39%	-33%
Maine	267	1	65,044	60,147	798	-18%	-33%
Wyoming	67	0	58,996	57,357	712	7%	25%
Hawaii	81	0	34,991	33,170	489	3%	-40%
Alaska	84	1	69,351	67,649	353	-41%	-54%
Vermont	61	0	23,724	22,572	252	-22%	0%

Sorted by Total Deaths



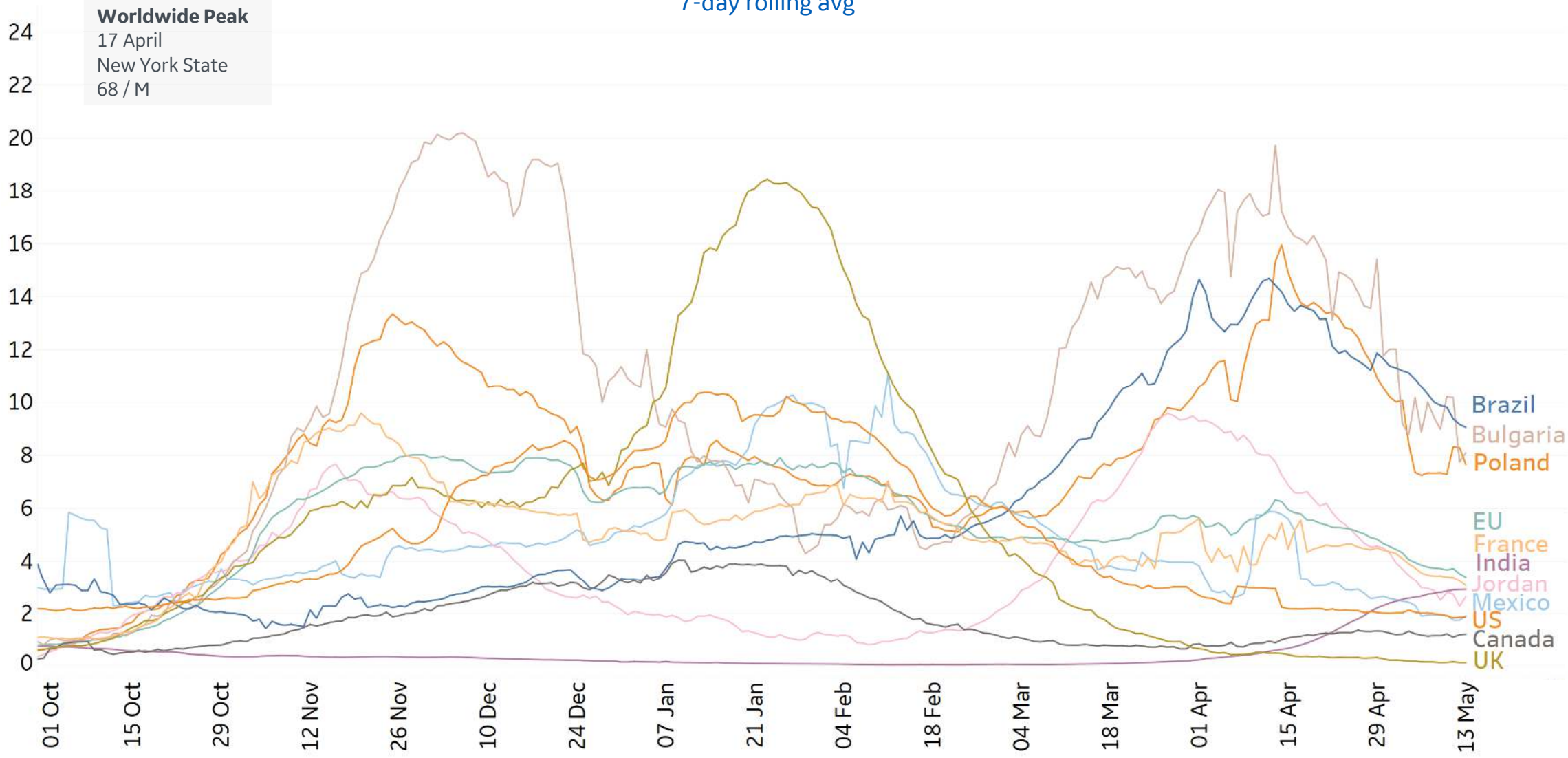
New Confirmed Cases in Select Countries





New Deaths in Select Countries

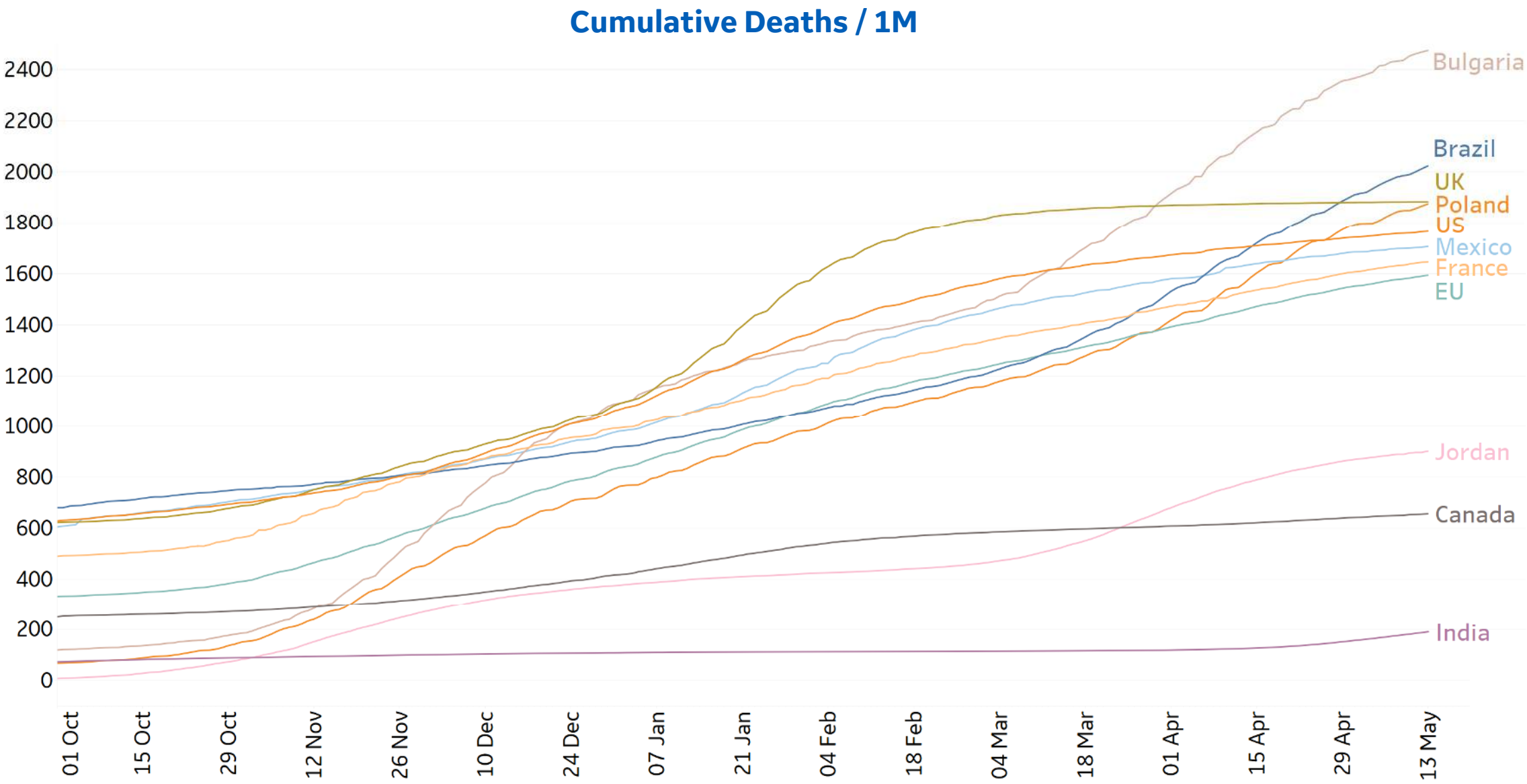
Daily New Deaths / 1M
7-day rolling avg





Cumulative Deaths in Select Countries

Updated 14 May 2021, 3:30 GMT 9



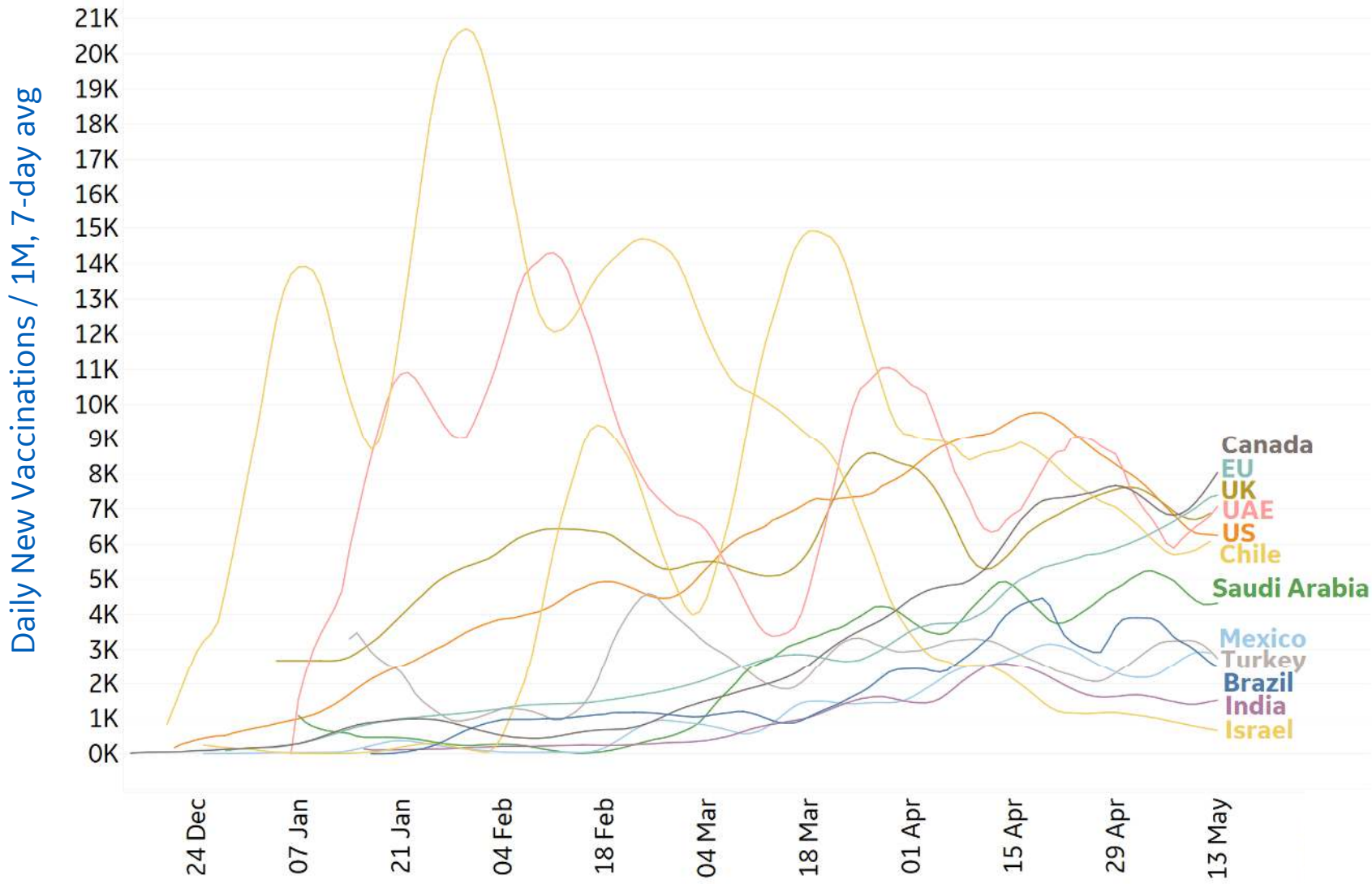


Daily & Total Vaccinations, Select Countries

Updated 14 May 2021, 3:30 GMT

11

Select countries with data available



	Total Vaccinations per 1M	% of Population Fully Vaccinated
Israel	1,216,004	58.9%
UAE	1,154,914	
Chile	849,886	38.6%
UK	807,201	27.8%
US	805,421	35.9%
Hungary	736,045	27.2%
Germany	461,260	10.5%
Canada	458,317	3.5%
Spain	450,691	14.4%
Italy	429,179	13.4%
EU	424,151	12.2%
France	420,626	13.2%
Portugal	420,197	11.5%
Saudi Arabia	321,572	
Turkey	301,192	12.7%
Brazil	236,678	7.6%
Mexico	170,527	7.6%
India	129,247	2.8%

*Total Vax and % Fully Vaccinated use most current reported data per country



US State Vaccinations to Date



State	% Fully Vaccinated	% Rec'd at Least 1 Dose	Population
Maine	47.3%	58.2%	1,344,212
Connecticut	46.5%	58.1%	3,565,287
Vermont	44.8%	63.2%	623,989
Massachusetts	44.8%	61.3%	6,892,503
Rhode Island	43.4%	55.8%	1,059,361
New Mexico	43.1%	53.6%	2,096,829
New Jersey	42.7%	55.1%	8,882,190
Hawaii	41.9%	59.7%	1,415,872
New York	41.2%	50.9%	19,453,561
Maryland	40.8%	52.2%	6,045,680
Wisconsin	40.4%	47.6%	5,822,434
South Dakota	40.3%	45.9%	884,659
Minnesota	40.0%	50.1%	5,639,632
Colorado	39.4%	49.5%	5,758,736
Iowa	39.3%	46.1%	3,155,070
Virginia	39.0%	50.5%	8,535,519
Nebraska	38.8%	45.4%	1,934,408
Washington	38.4%	50.7%	7,614,893
Delaware	38.2%	49.9%	973,764
Pennsylvania	37.8%	53.6%	12,801,989
Alaska	37.4%	43.2%	731,545
Michigan	37.3%	45.1%	9,986,857
Oregon	37.3%	49.4%	4,217,737
Ohio	36.8%	42.4%	11,689,100
California	36.6%	52.2%	39,512,223

35.3%

Total US population
fully vaccinated
(**352,933** per million)

44.7%

Eligible US population (16+)
fully vaccinated
(**446,750** per million)

45.8%

Total US population
having received
at least 1 dose
(**457,555** per million)

57.9%

Eligible US population (16+)
having received
at least 1 dose
(**579,184** per million)

State	% Fully Vaccinated	% Rec'd at Least 1 Dose	Population
Kansas	35.7%	44.2%	2,913,314
Montana	35.4%	42.4%	1,068,778
Kentucky	35.4%	43.0%	4,467,673
Illinois	35.3%	49.7%	12,671,821
New Hampshir..	35.2%	59.3%	1,359,711
North Dakota	34.7%	40.3%	762,062
Florida	34.3%	45.0%	21,477,737
North Carolina	33.3%	40.8%	10,488,084
Nevada	32.7%	42.0%	3,080,156
Arizona	32.7%	43.1%	7,278,717
West Virginia	32.4%	37.4%	1,792,147
Oklahoma	31.8%	39.7%	3,956,971
Missouri	31.6%	39.4%	6,137,428
Indiana	31.3%	38.6%	6,732,219
Texas	31.2%	40.2%	28,995,881
South Carolina	30.9%	38.3%	5,148,714
Idaho	30.1%	35.6%	1,787,065
Wyoming	29.9%	35.0%	578,759
Louisiana	29.2%	33.8%	4,648,794
Georgia	28.6%	37.1%	10,617,423
Tennessee	28.6%	36.3%	6,829,174
Utah	28.6%	42.0%	3,205,958
Arkansas	28.5%	37.1%	3,017,804
Alabama	26.8%	34.2%	4,903,185
Mississippi	25.5%	32.3%	2,976,149

US total percentages of population fully vaccinated and having received at least one dose include values reported by the 50 US states.

Eligible US population is derived from 2019 estimates of the US population aged 16+ (census.gov)

Federal agencies are excluded from these calculations

Sources: Our World in Data US State Vaccination Data;
CDC COVID-19 Vaccine Tracker



Feature: Trends in CC Ecosystem Cities

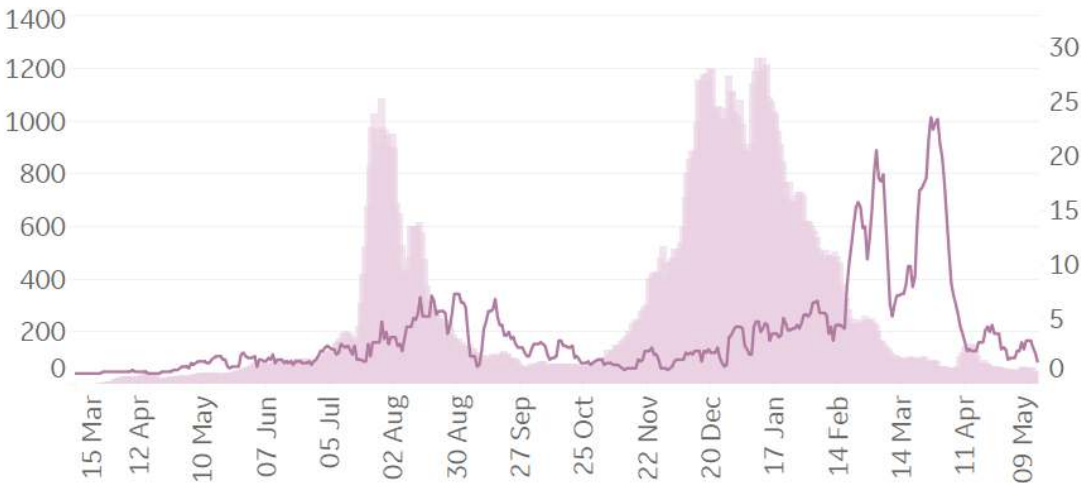
Asheville, NC

Daily New Confirmed Cases / 1M (Bars)

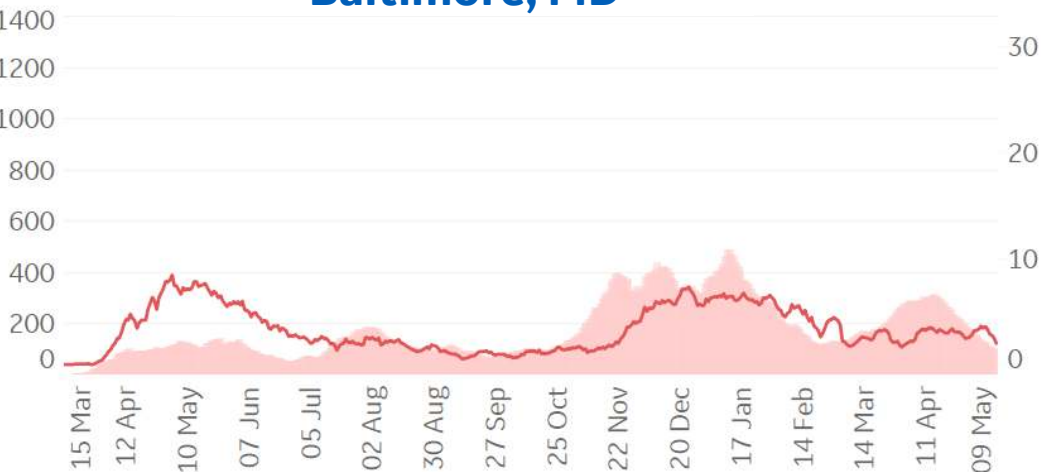
7-day Rolling Avg



Bakersfield, CA



Baltimore, MD



Bradford, UK



Daily New Deaths / 1M (Lines)
7-day Rolling Avg

*Bradford last updated 4/16

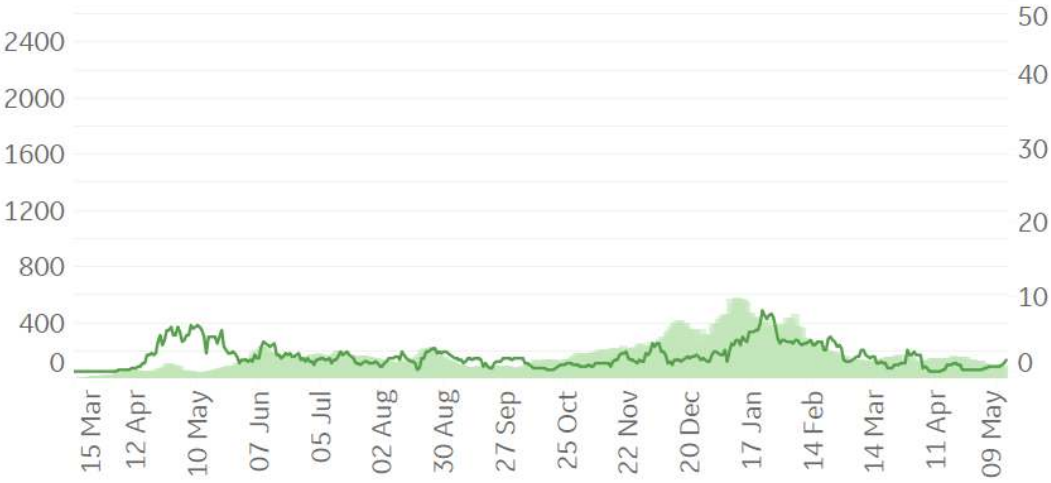


Feature: Trends in CC Ecosystem Cities

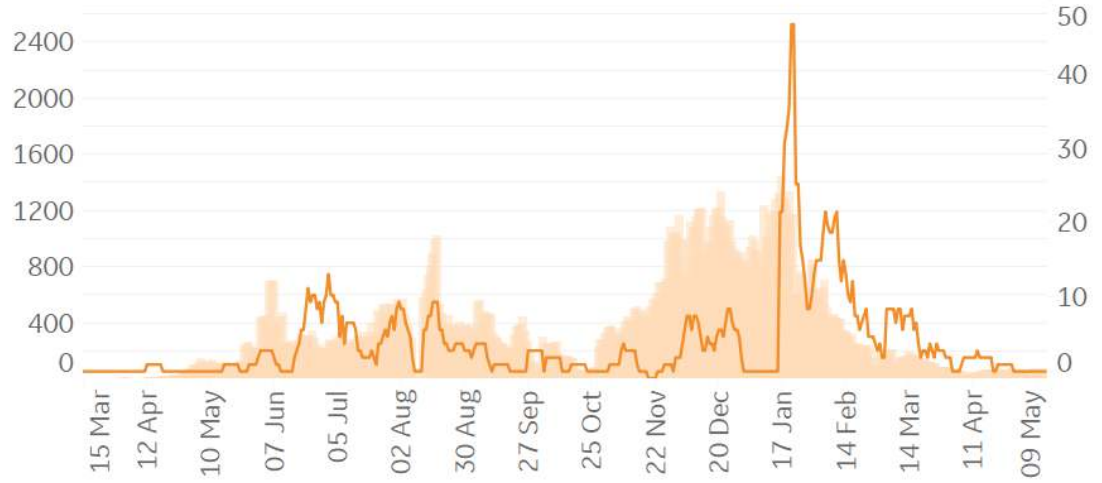
Durham, NC

Daily New Confirmed Cases / 1M (Bars)

7-day Rolling Avg



Hanford, CA



Los Angeles, CA



Cincinnati, OH



Daily New Deaths / 1M (Lines)
7-day Rolling Avg



Feature: Trends in CC Ecosystem Cities

Updated 14 May 2021, 3:30 GMT

15

Daily New Confirmed Cases / 1M (Bars)

7-day Rolling Avg

Miami, FL



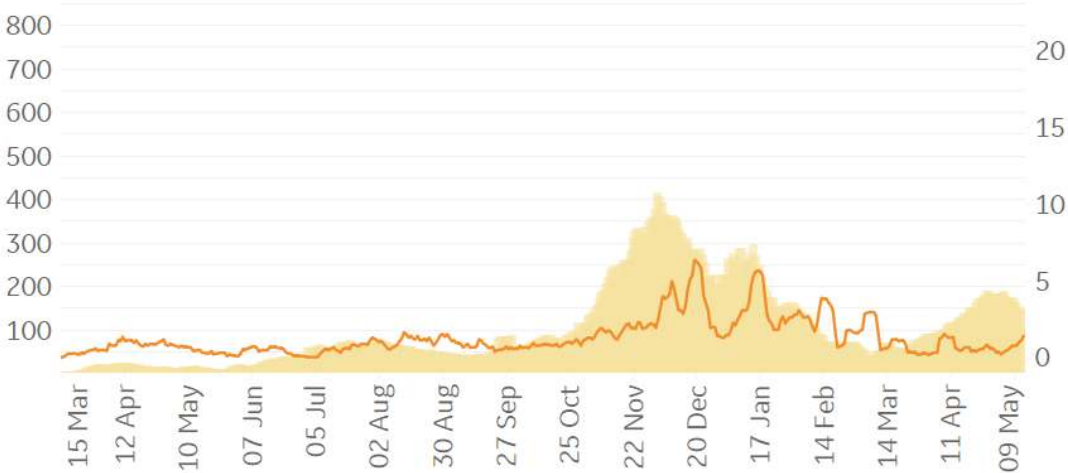
Orlando, FL



Philadelphia, PA



Portland, OR



Daily New Deaths / 1M (Lines)

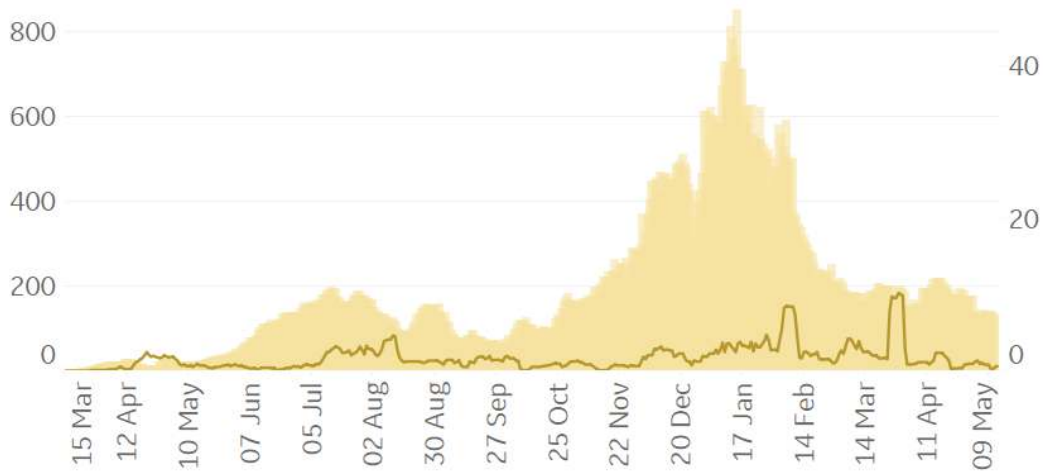
7-day Rolling Avg



Feature: Trends in CC Ecosystem Cities

Raleigh, NC

Daily New Confirmed Cases / 1M (Bars)
7-day Rolling Avg



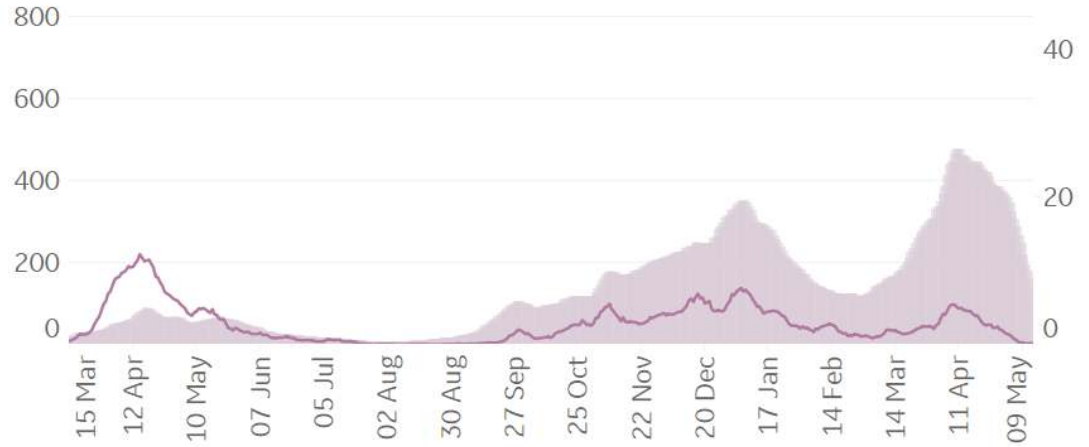
Seattle, WA



Tampa, FL



Toronto, CA



Daily New Deaths / 1M (Lines)
7-day Rolling Avg



Europe & Middle East

Updated 14 May 2021, 3:30 GMT

Per 1M in Region

	Today	Change
Active Cases	21,616	+0.0%
Confirmed	128	+0.2%
Deaths	3	+0.2%
Recovered	196	+0.6%

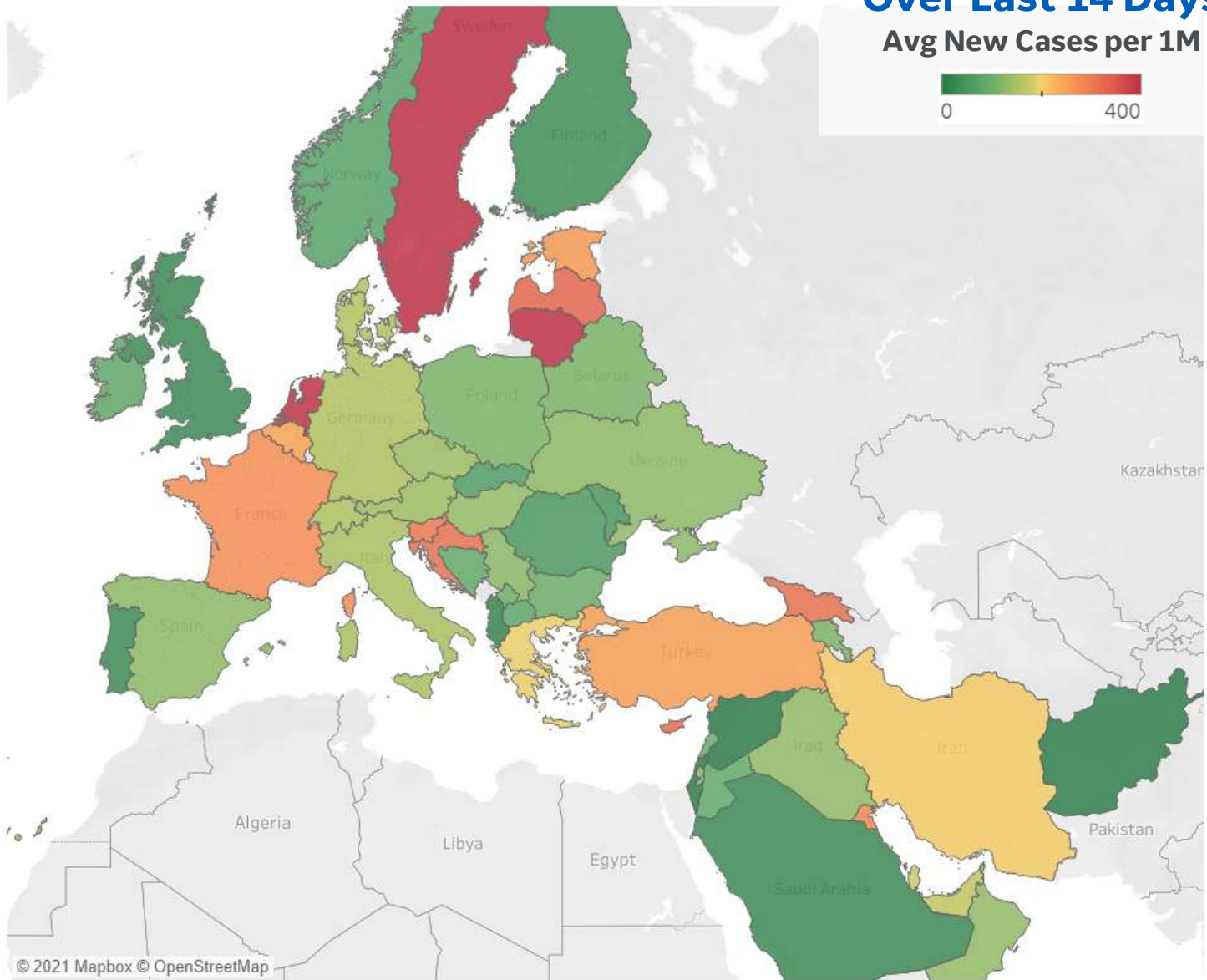
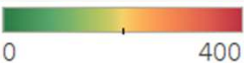
Average Daily New Cases & Deaths per 1M Over Last 14 Days

	Cases	Deaths
Bahrain	854	3
Lithuania	431	4
Sweden	426	2
Netherlands	398	1
Latvia	325	4
Cyprus	316	2
Georgia	315	5
Croatia	313	10
Slovenia	299	2
Kuwait	279	2
France	272	3
Estonia	253	3
Turkey	250	4
Belgium	246	3
Iran	206	4

Top 15 countries selected by 14-day avg new cases per 1M
Excl. countries with population < 1M

Over Last 14 Days

Avg New Cases per 1M





Mexico

Per 1M in Region

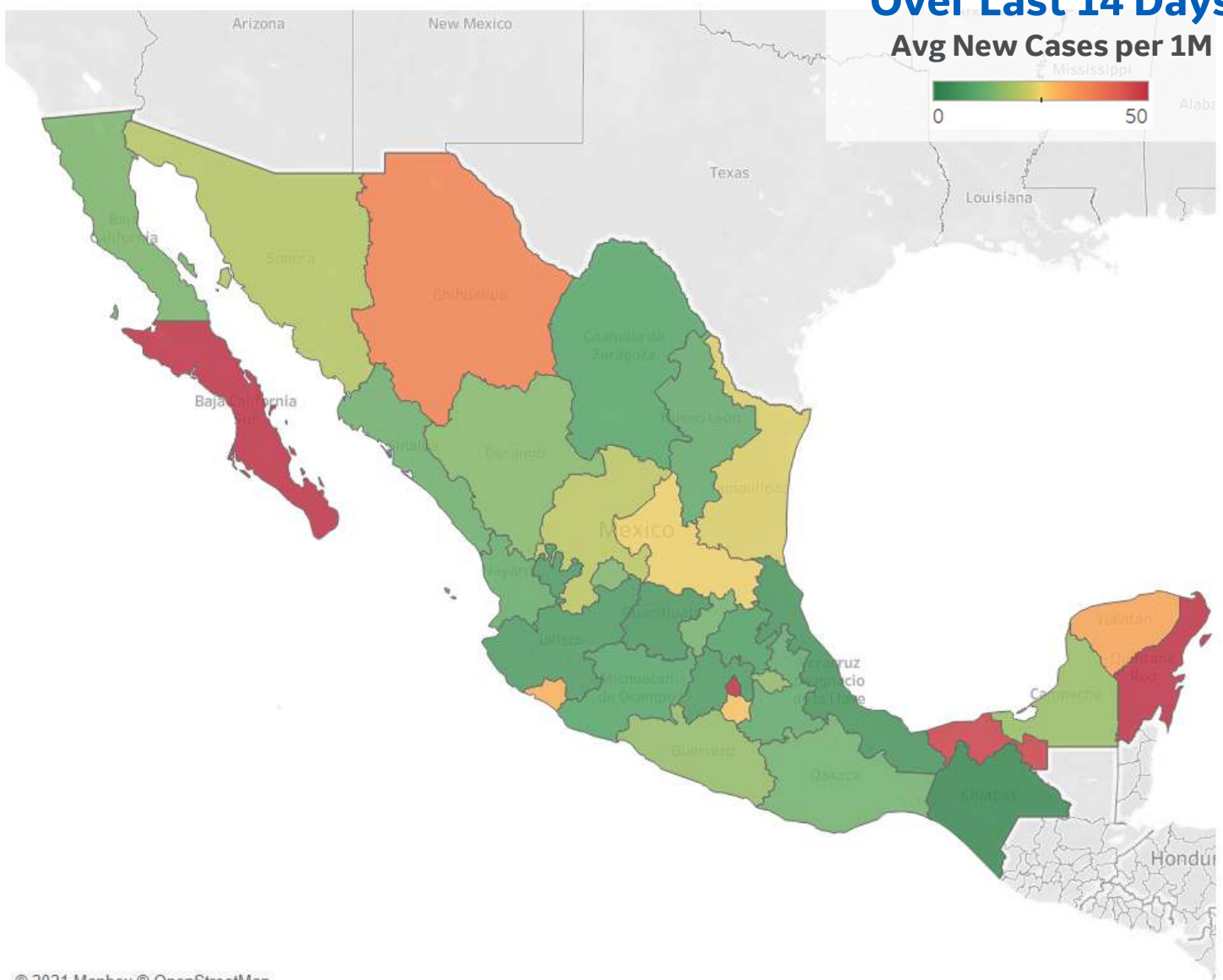
	Today	Change
Active Cases	2,014	+0.4%
Confirmed	28	+0.2%
Deaths	2	+0.1%
Recovered	17	+0.1%

Average Daily New Cases & Deaths per 1M Over Last 14 Days

	Cases	Deaths
Distrito Federal	85	5
Baja California Sur	63	3
Quintana Roo	62	3
Tabasco	47	2
Chihuahua	36	3
Yucatán	31	5
Colima	29	1
Morelos	26	3
San Luis Potosí	25	3
Tamaulipas	23	1
Zacatecas	21	1
Sonora	20	1
Nacional	19	2
Campeche	17	2
Guerrero	16	1

Top 15 countries selected by 14-day avg new cases per 1M
Excl. countries with population < 1M

Over Last 14 Days

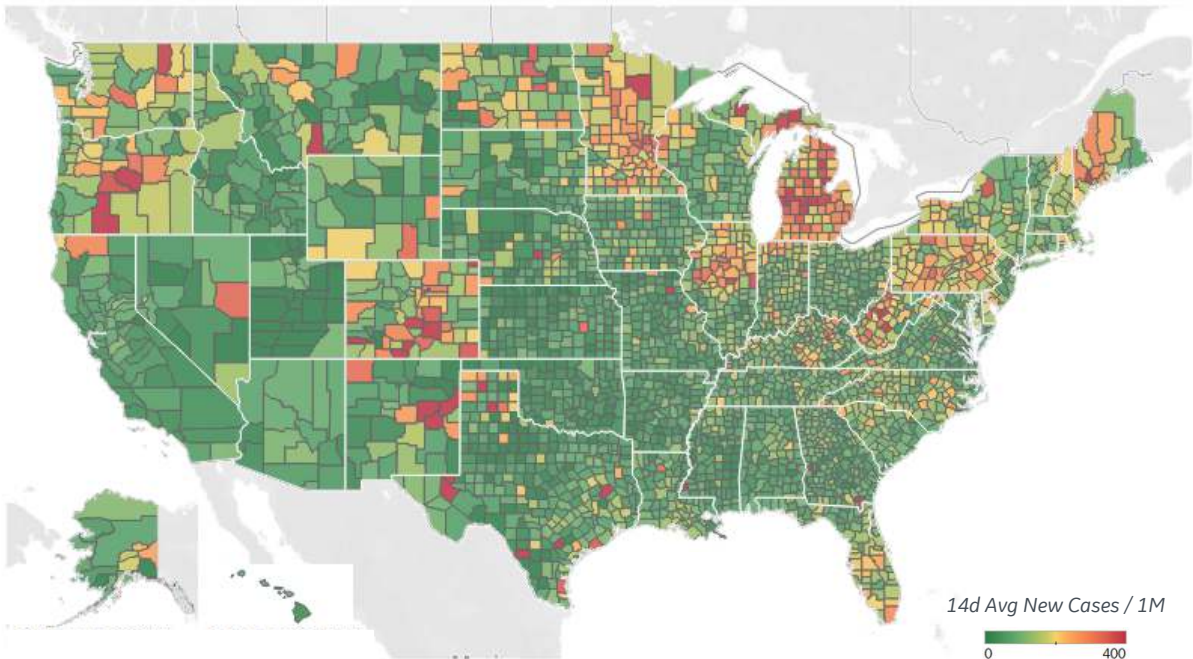




US Counties: Recent Cases and Deaths

Updated 14 May 2021, 3:30 GMT 19

Average New Cases per 1M Over Last 14 Days

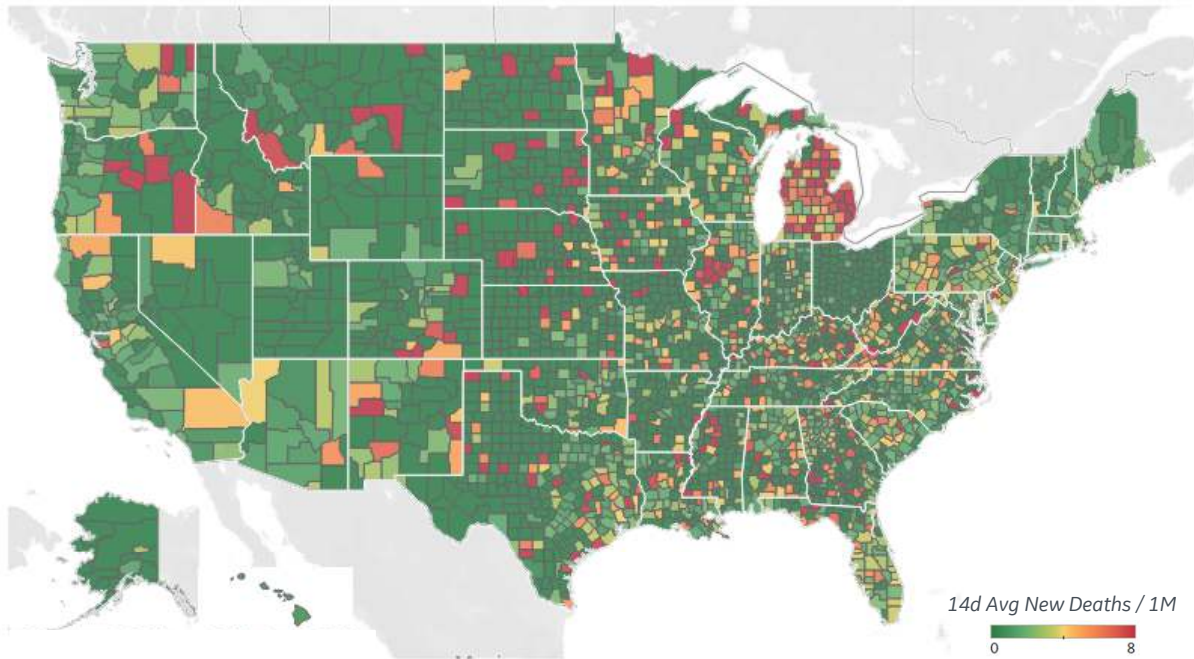


Top 10 by New Confirmed

Avg New Confirmed Cases / 1M

Ottawa County, MI	363
El Paso County, CO	356
Kent County, MI	330
Adams County, CO	311
Anoka County, MN	308
Macomb County, MI	303
Oakland County, MI	302
Wayne County, MI	284
Genesee County, MI	283
Winnebago County, IL	280

Average New Deaths per 1M Over Last 14 Days



Top 10 by New Deaths

Avg New Deaths/ 1M

Wayne County, MI	9
Macomb County, MI	9
Nueces County, TX	7
Genesee County, MI	7
Alameda County, CA	7
Kalamazoo County, MI	7
Oakland County, MI	6
Baltimore city, MD	6
Ingham County, MI	6
Cameron County, TX	5

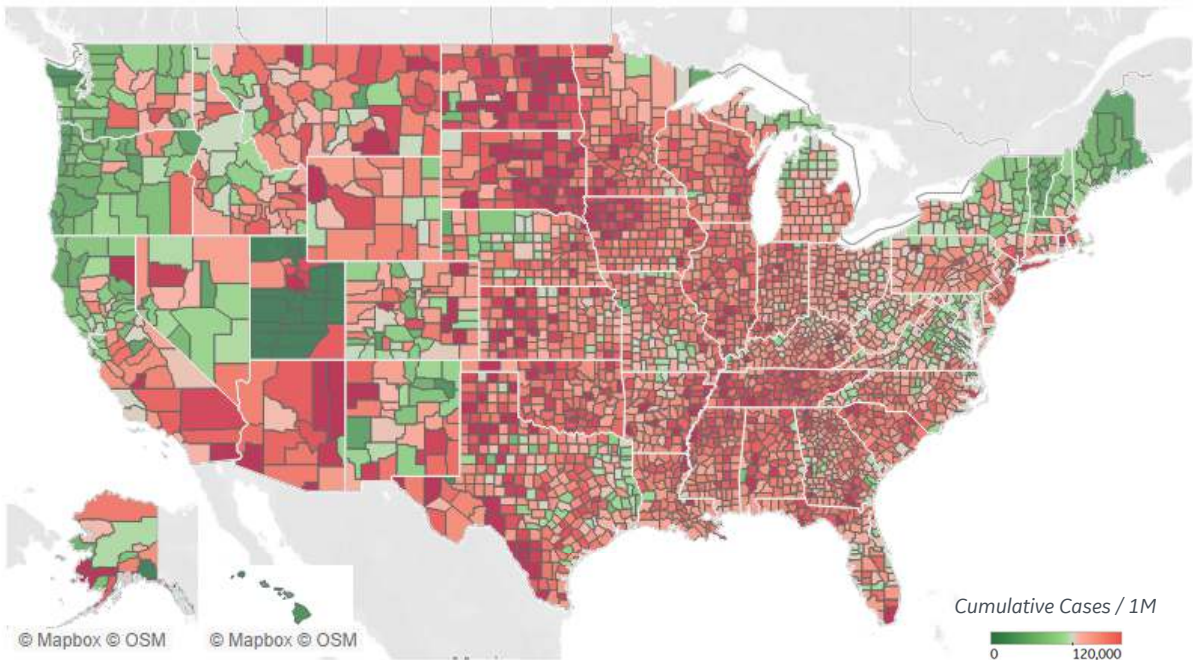
Note: Lists includes counties >= 250K population



US Counties: Cumulative Cases and Deaths

Updated 14 May 2021, 3:30 GMT 20

Confirmed **Cases** per 1M to date

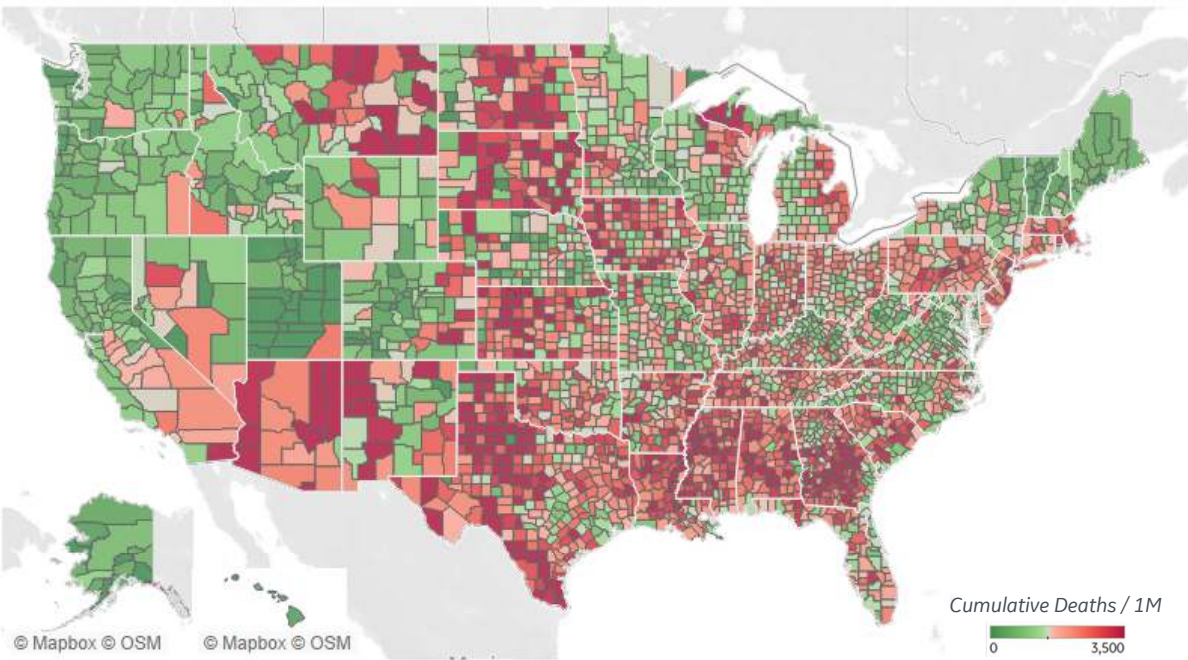


Top 10 Counties

Total Confirmed Cases / 1M

Miami-Dade County, FL	181,457
El Paso County, TX	161,133
Lubbock County, TX	158,168
Webb County, TX	158,098
Providence County, RI	152,818
Utah County, UT	151,075
Passaic County, NJ	143,996
Rockland County, NY	143,059
Greenville County, SC	142,153
San Bernardino County, CA	136,133

Reported **Deaths** per 1M to date



Top 10 Counties

Total Reported Deaths/ 1M

New York City*	6,141
Cameron County, TX	3,861
Passaic County, NJ	3,776
Essex County, NJ	3,685
Ocean County, NJ	3,521
Union County, NJ	3,498
Hudson County, NJ	3,339
Hidalgo County, TX	3,278
Hampden County, MA	3,225
El Paso County, TX	3,193

* New York City counties

aggregated into one reporting area

Note: Lists includes counties > 250K population



Canada

Per 1M in Region

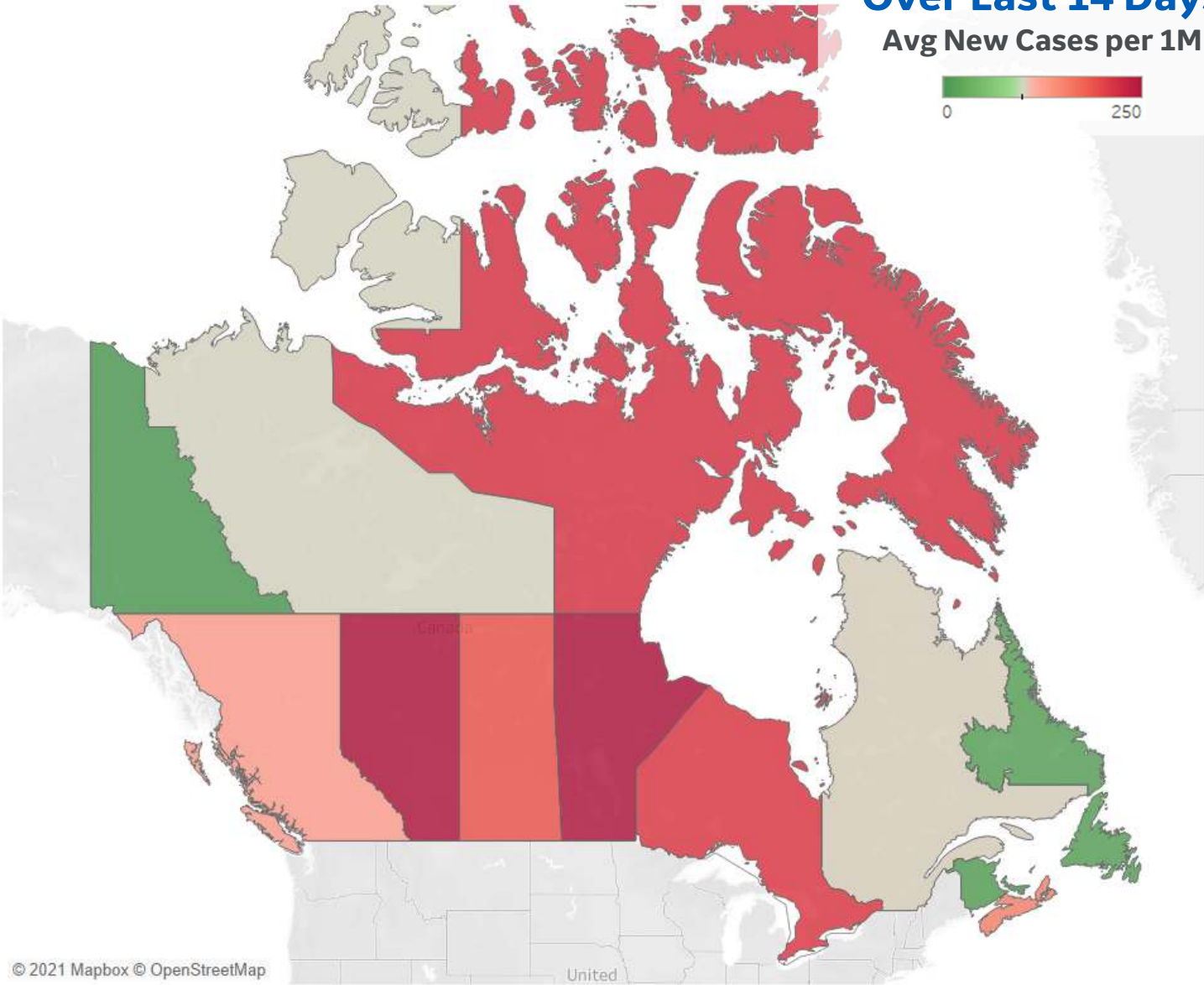
	Today	Change
Active Cases	1,916	-1.0%
Confirmed	153	+0.4%
Deaths	1	+0.2%
Recovered	172	+0.5%

Average Daily New Cases & Deaths per 1M Over Last 14 Days

	Cases	Deaths
Alberta	431	1
Ontario	208	2
Saskatchewan	188	2
British Columbia	126	1
Manitoba	274	2
Quebec	102	1

Over Last 14 Days

Avg New Cases per 1M



Top 15 countries selected by 14-day avg new cases per 1M
Excl. countries with population < 1M



Central & South America

Per 1M in Region

	Today	Change
Active Cases	4,278	+2.2%
Confirmed	278	+0.5%
Deaths	7	+0.5%
Recovered	180	+0.4%

Average Daily New Cases & Deaths per 1M Over Last 14 Days

	Cases	Deaths
Uruguay	744	16
Argentina	454	9
Costa Rica	442	4
Colombia	317	9
Paraguay	306	11
Brazil	283	10
Chile	283	5
Trinidad and Tobago	220	5
Peru	178	9
Bolivia	141	3
Ecuador	102	4
Cuba	94	1
Panama	87	1
Honduras	86	4
Dom. Rep.	53	1

Top 15 countries selected by 14-day avg new cases per 1M
Excl. countries with population < 1M





Brazil

Per 1M in Region

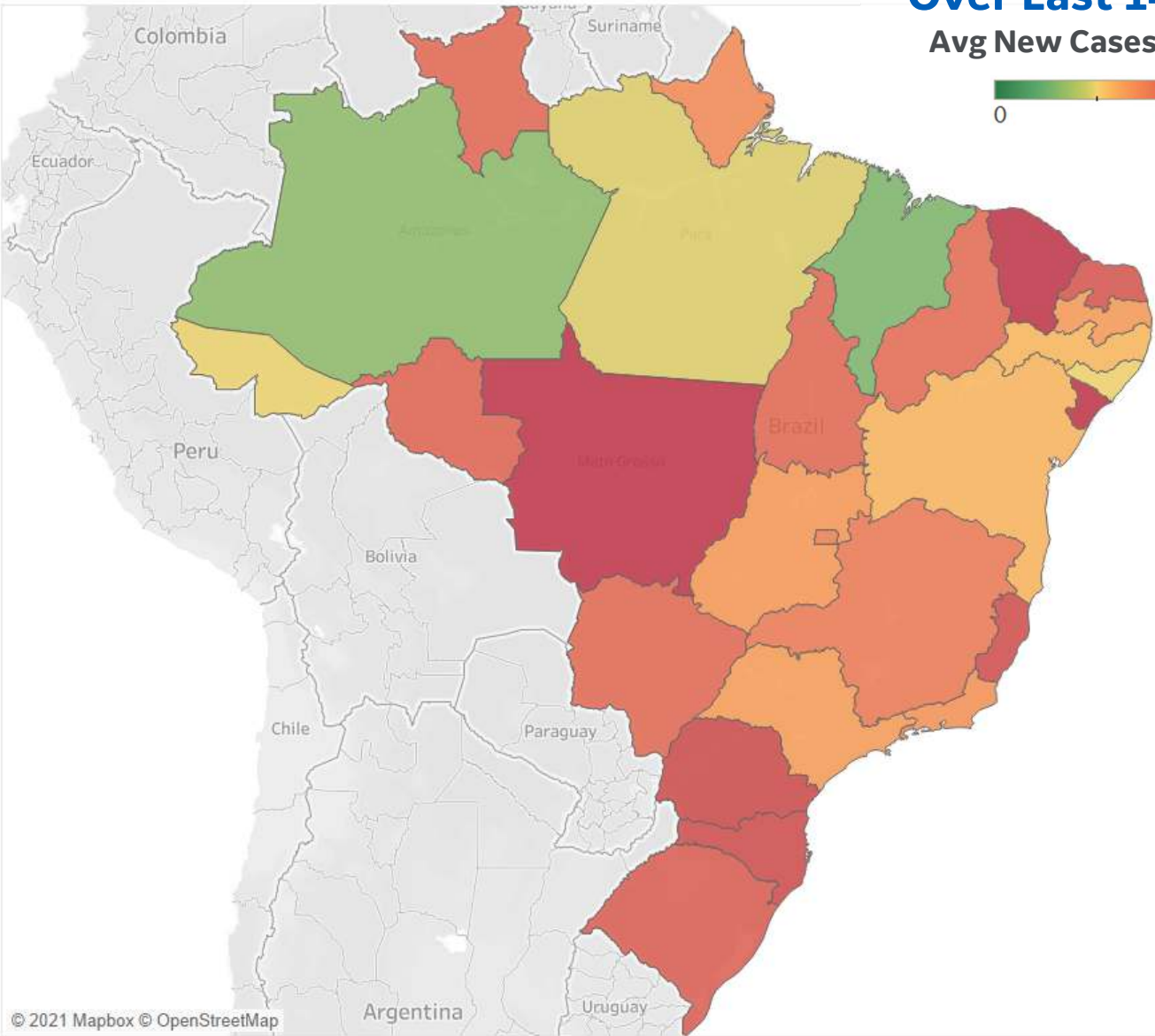
	Today	Change
Active Cases	6,308	+2.4%
Confirmed	351	+0.5%
Deaths	11	+0.6%
Recovered	189	+0.3%

Average Daily New Cases & Deaths per 1M Over Last 14 Days

	Cases	Deaths
Ceará	493	12
Sergipe	421	12
MatoGrosso	399	12
Paraná	373	12
Santa Catarina	368	8
Espírito Santo	364	12
Rio Grande do Norte	356	6
Rio Grande do Sul	349	11
Rondônia	339	12
MatoGrosso do Sul	335	10
Tocantins	334	7
Piauí	326	8
Minas Gerais	306	11
Distrito Federal	295	12
Rio de Janeiro	270	14

Top 15 countries selected by 14-day avg new cases per 1M
Excl. countries with population < 1M

Over Last 14 Days Avg New Cases per 1M





Per 1M in Region

	Today	Change
Active Cases	1,076	+0.1%
Confirmed	92	+1.1%
Deaths	1	+1.0%
Recovered	90	+1.3%

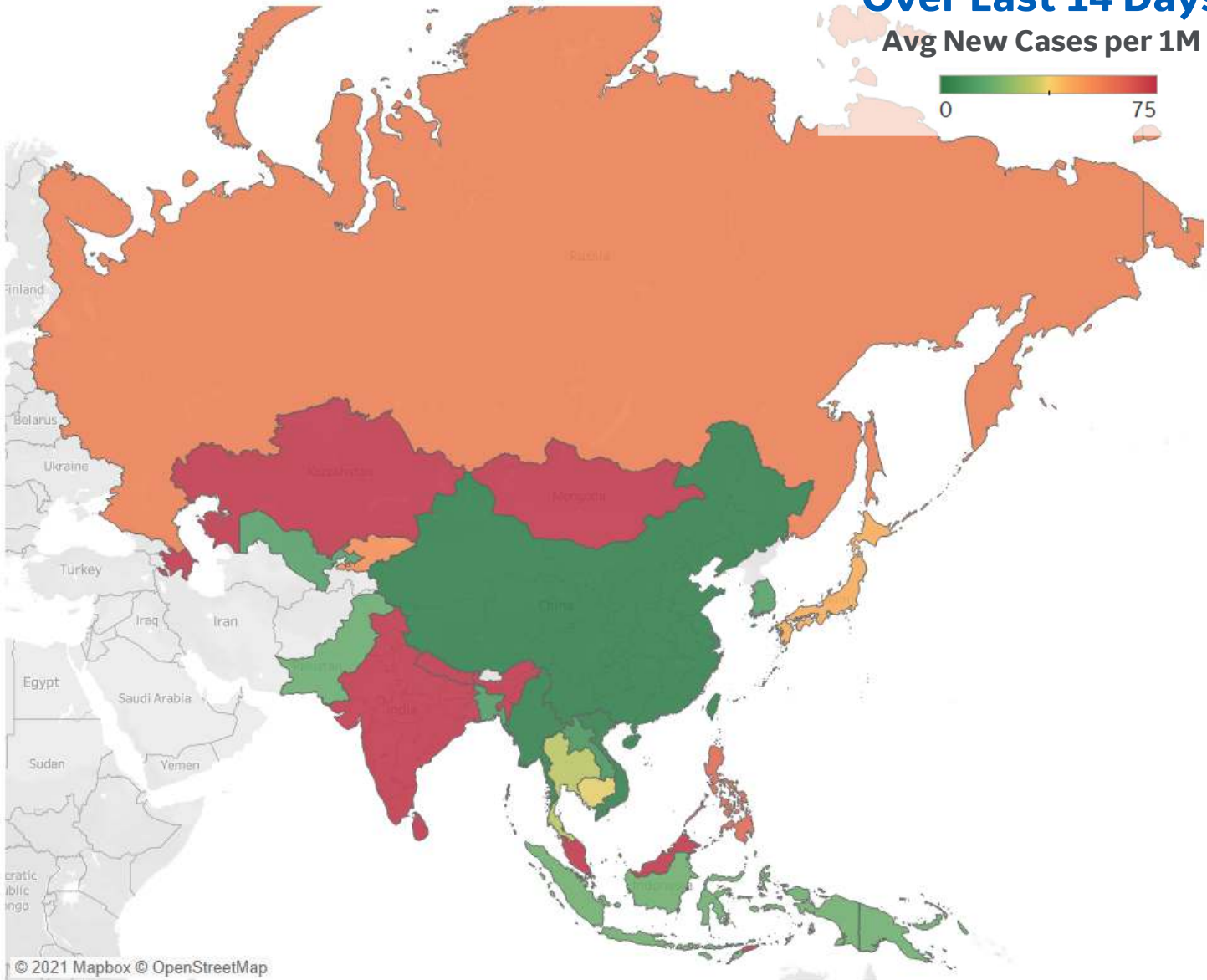
Average Daily New Cases & Deaths per 1M Over Last 14 Days

	Cases	Deaths
Nepal	279	3
India	273	3
Mongolia	252	2
Kazakhstan	131	0
Malaysia	117	1
Sri Lanka	98	1
Timor-Leste	92	0
Azerbaijan	76	2
Philippines	63	1
Russia	56	2
Kyrgyzstan	51	1
Japan	44	1
Cambodia	36	0
Thailand	31	0
Indonesia	18	1

Top 15 countries selected by 14-day avg new cases per 1M
Excl. countries with population < 1M

Over Last 14 Days

Avg New Cases per 1M





Oceania

Per 1M in Region

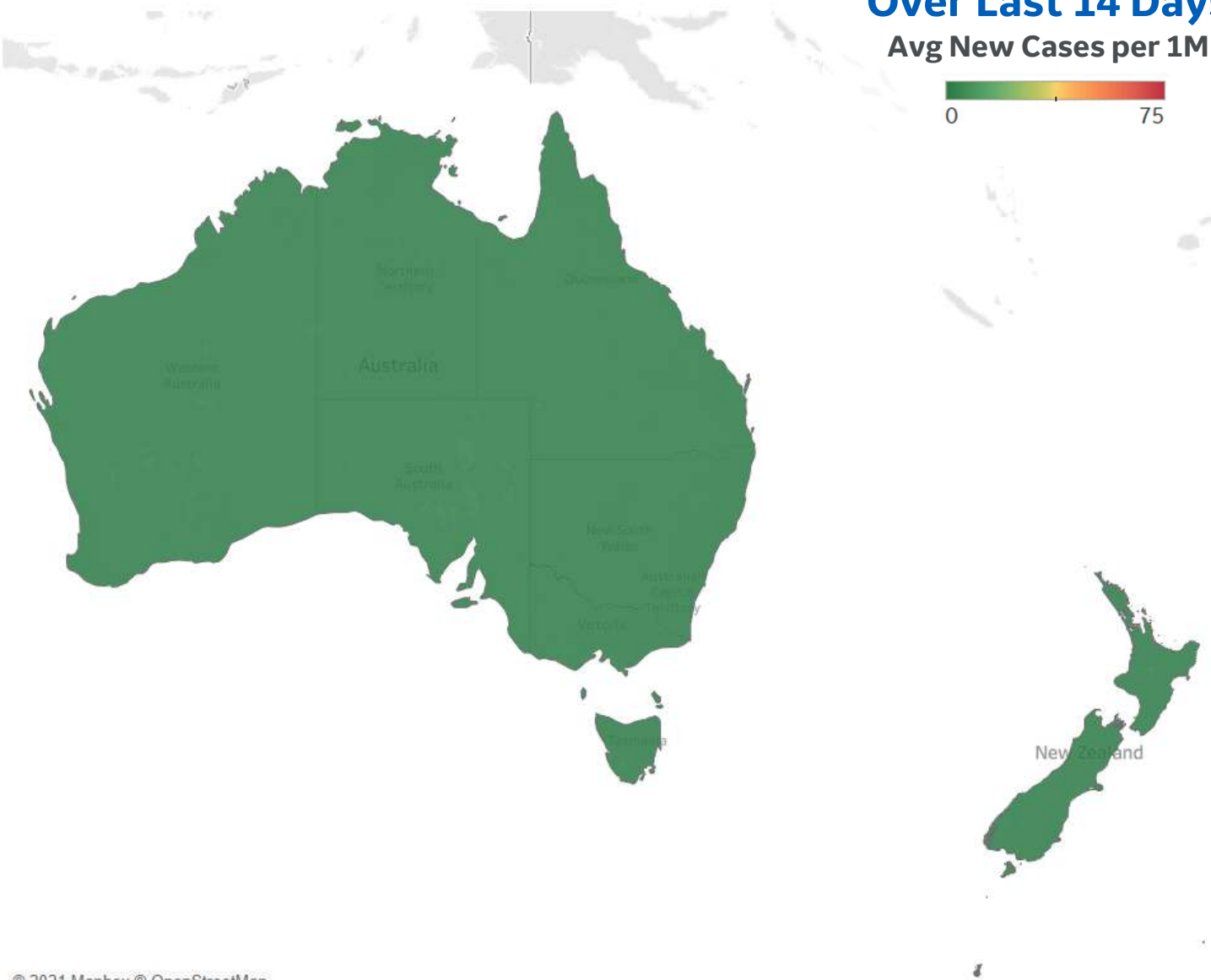
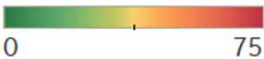
	Today	Change
Active Cases	180	+0.0%
Confirmed	0.2	+0.0%
Deaths	0.03	+0.1%
Recovered	0	+0.0%

Average Daily New Cases & Deaths per 1M Over Last 14 Days

	Cases	Deaths
New Zealand	0	0
Australia	0	0

Over Last 14 Days

Avg New Cases per 1M



Top 15 countries selected by 14-day avg new cases per 1M
Excl. countries with population < 1M



Africa

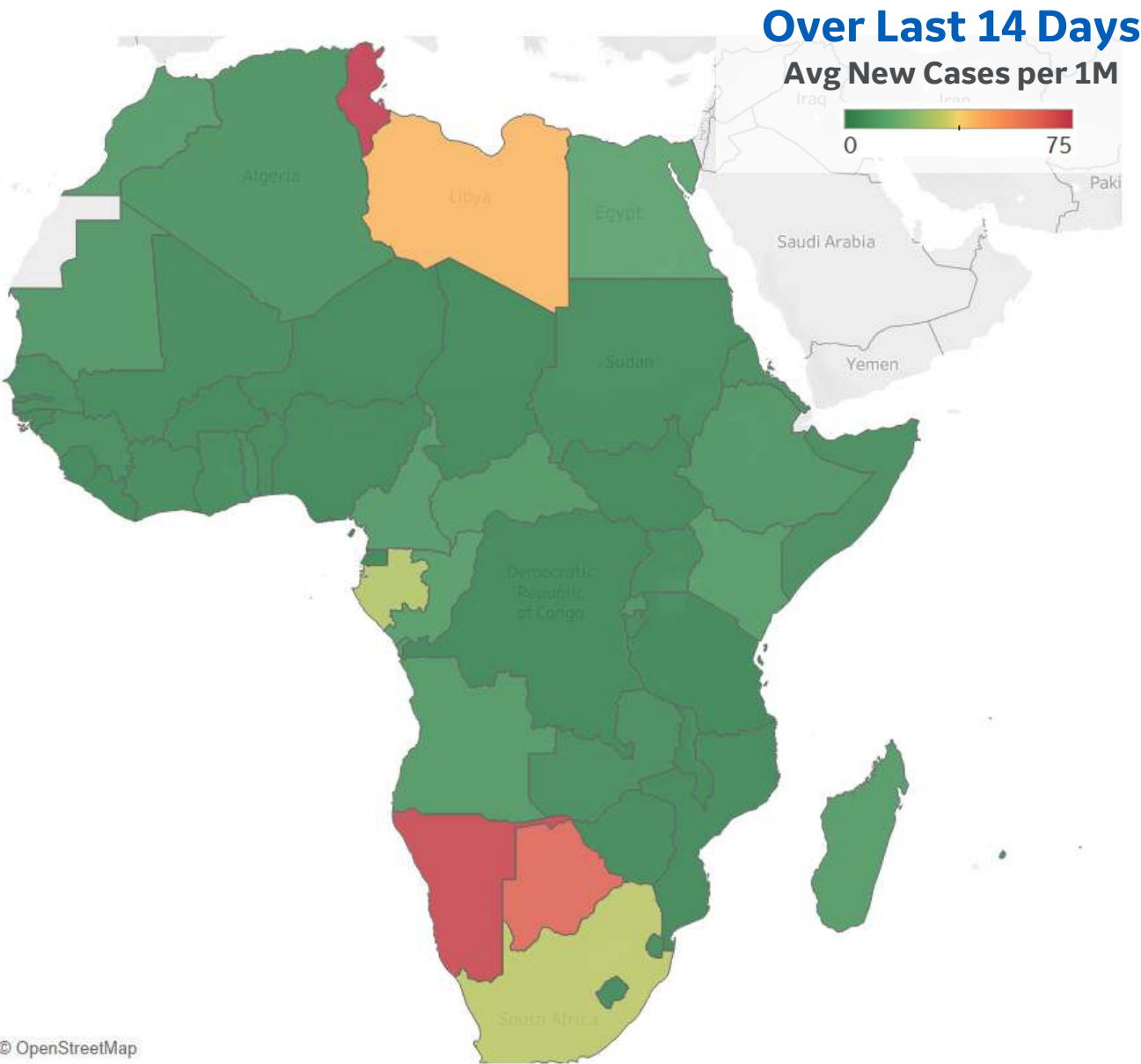
Per 1M in Region

	Today	Change
Active Cases	267	+0.4%
Confirmed	7	+0.2%
Deaths	0.2	+0.2%
Recovered	6	+0.2%

Average Daily New Cases & Deaths per 1M Over Last 14 Days

	Cases	Deaths
Tunisia	106	6
Namibia	72	2
Botswana	64	1
Libya	43	1
South Africa	31	1
Gabon	29	0
Egypt	11	1
Congo (Brazzaville)	9	0
Madagascar	8	0
Kenya	8	0
Morocco	7	0
Cameroon	7	0
Angola	7	0
Central African Repu..	7	0
Mauritania	6	0

Top 15 countries selected by 14-day avg new cases per 1M
Excl. countries with population < 1M





Sources



** Per 1M = Per 1 Million Population unless otherwise noted

Worldwide Survival Rate, last 30d calculation =
[(Total Confirmed – Total Confirmed 30d ago) – (Total Deaths-Total Deaths 30d ago)] / (Total Confirmed – Total Confirmed 30d ago)

Johns Hopkins Coronavirus Resource Center:

<https://coronavirus.jhu.edu/map.html>

Worldometer Coronavirus Reporting:

<https://www.worldometers.info/coronavirus/>

Public Health England:

<https://www.gov.uk/government/publications/covid-19-track-coronavirus-cases>

US Department of Homeland Security, Homeland Infrastructure Foundation-Level Data:

<https://hifld-geoplatform.opendata.arcgis.com/datasets/hospitals>

National Health Commission of the PRC:

<http://www.nhc.gov.cn/xcs/yqtb/202003/bf66696029ba420098164607240074f8.shtml>

CDC, Severe Outcomes Among Patients with Coronavirus Disease 2019 (COVID-19):

<https://www.cdc.gov/mmwr/volumes/69/wr/mm6912e2.htm>

Italian Department of Civil Protection, COVID Monitoring:

<http://opendatadpc.maps.arcgis.com/apps/opsdashboard/index.html#/b0c68bce2cce478eaac82fe38d4138b1>

The COVID Tracking Project:

<https://covidtracking.com/data/>

UK Office for National Statistics:

<https://www.ons.gov.uk/peoplepopulationandcommunity/birthsdeathsandmarriages/deaths/bulletins/deathsregisteredweeklyinenglandandwalesprovisional/weekending24april2020>

European Centre for Disease Prevention and Control:

<https://www.ecdc.europa.eu/en/publications-data/download-data-hospital-and-icu-admission-rates-and-current-occupancy-covid-19>

Secretary of Health, Mexico:

<https://www.gob.mx/salud/en>

Canada Regional Data:

<https://health-infobase.canada.ca/covid-19/epidemiological-summary-covid-19-cases.html#fn1>

Canada Regional Populations (Q4 2019):

<https://www150.statcan.gc.ca/t1/tbl1/en/tv.action?pid=1710000901>

CDC COVID Data Tracker:

<https://covid.cdc.gov/covid-data-tracker/#vaccinations>

Oxford COVID-19 Government Response Tracker:

<https://www.bing.com/search?q=oxford+stringency+index+countries&PC=U316&FORM=CHROMN>