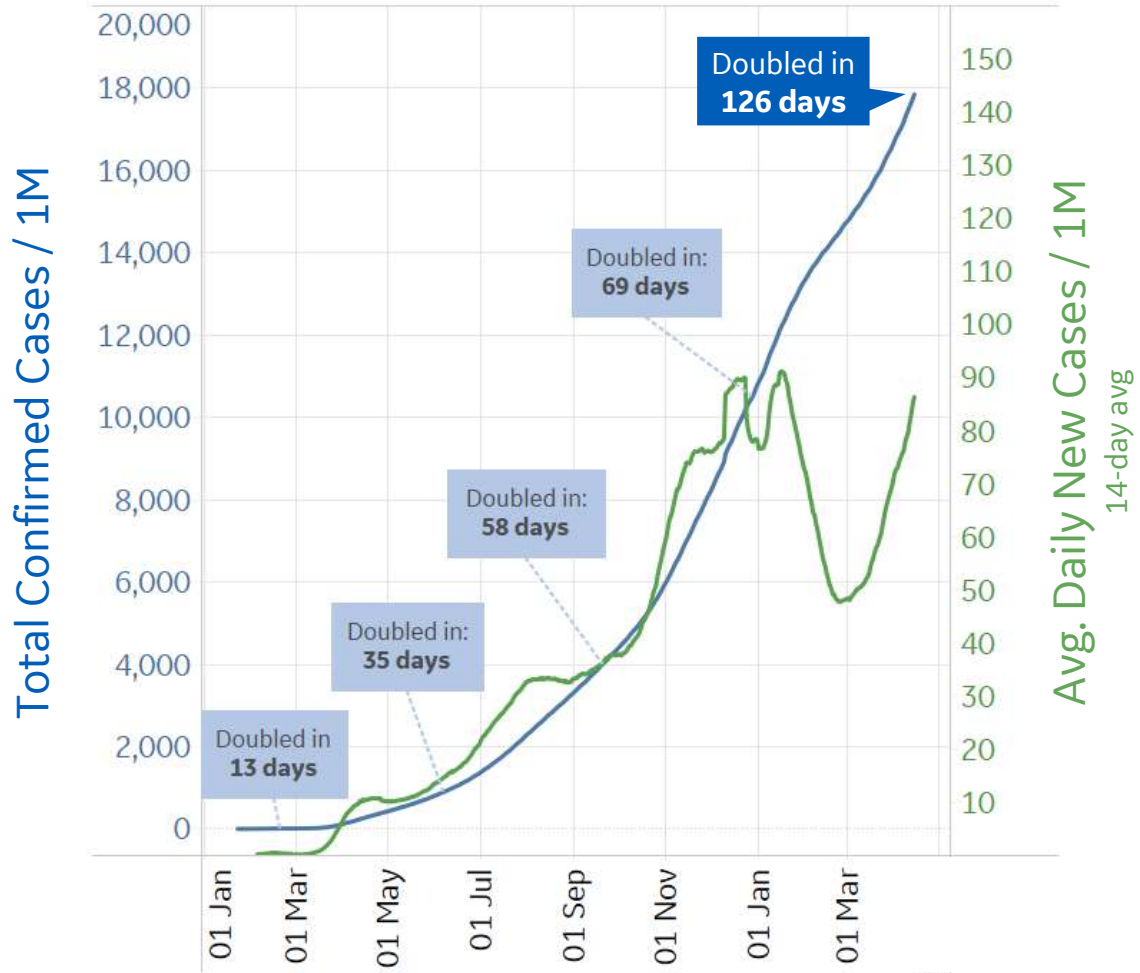




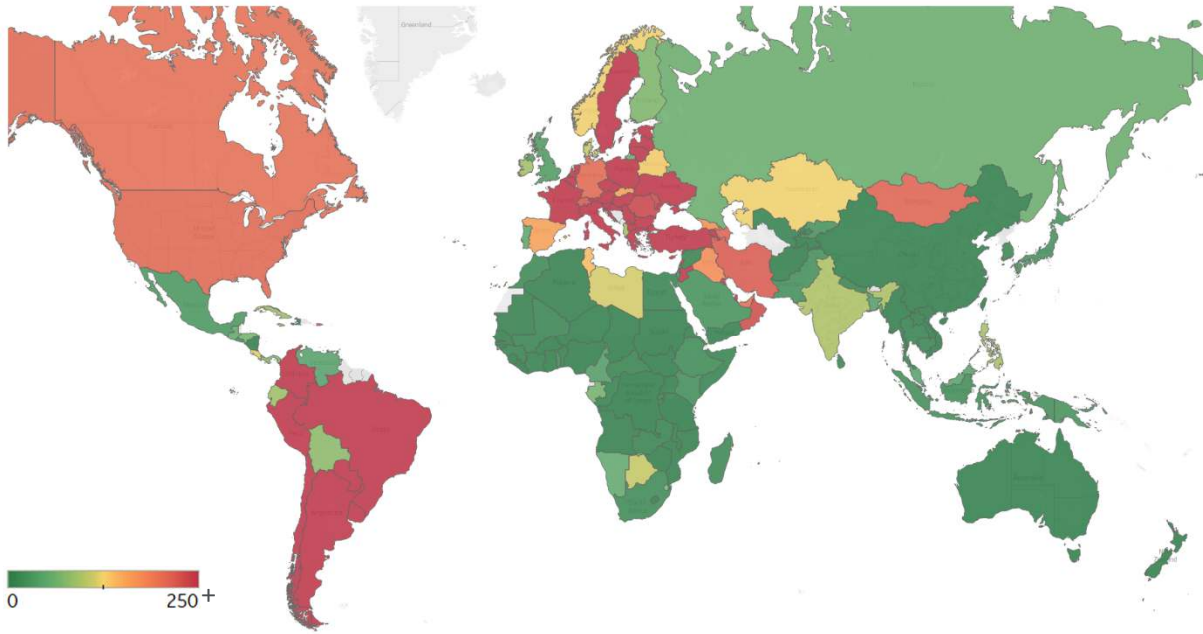
# Global Confirmed & Active Cases

Trend since 22 Jan 2020



Avg. Daily New Cases / 1M

Over the last 14 days



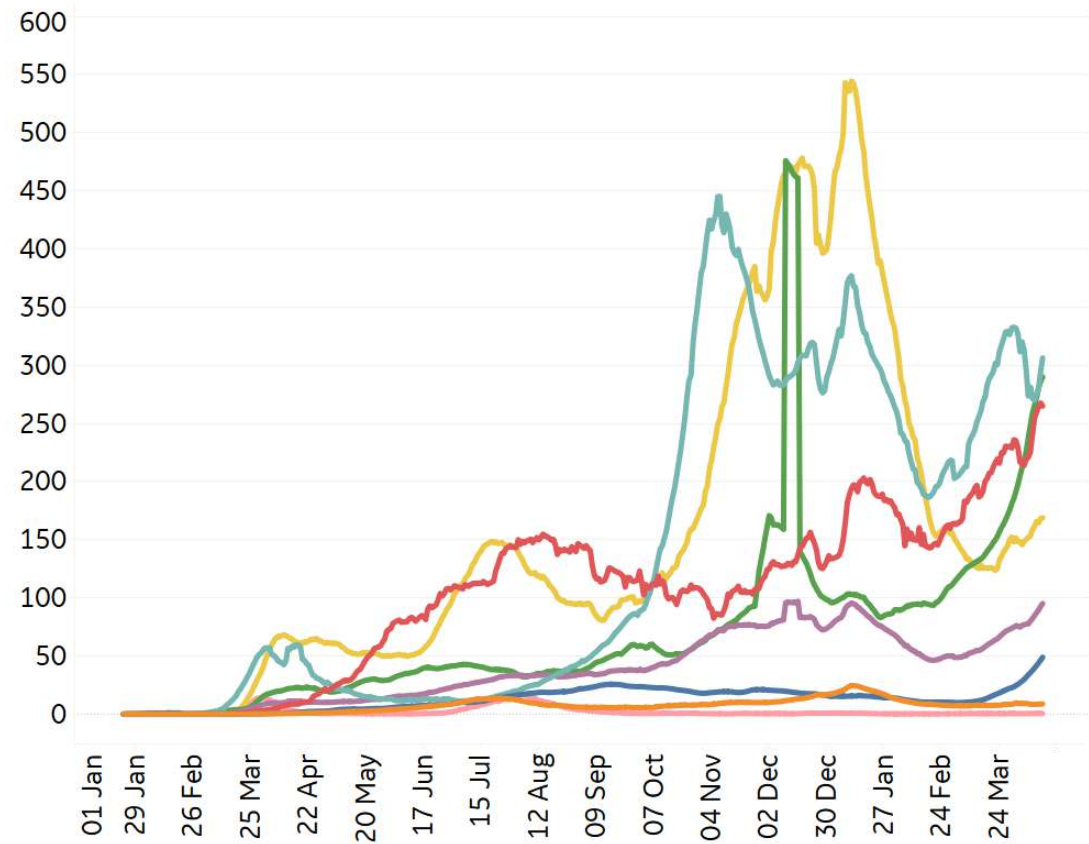
Per 1M:	New Today	Change from 30 days ago
Active	47	+15%
Confirmed	105	+15%
Deaths	2	+12%
Recovered	57	+15%
	To Date	Last 30 Days
Worldwide Survival Rate	97.8%	98.3%

Worldwide Survival Rate = (Confirmed - Deaths) / (Confirmed) in a given time period

Key   **World**   **North America**   **Europe**   **Middle East**   **Cent & South America**   **Asia**   **Africa**   **Oceania**

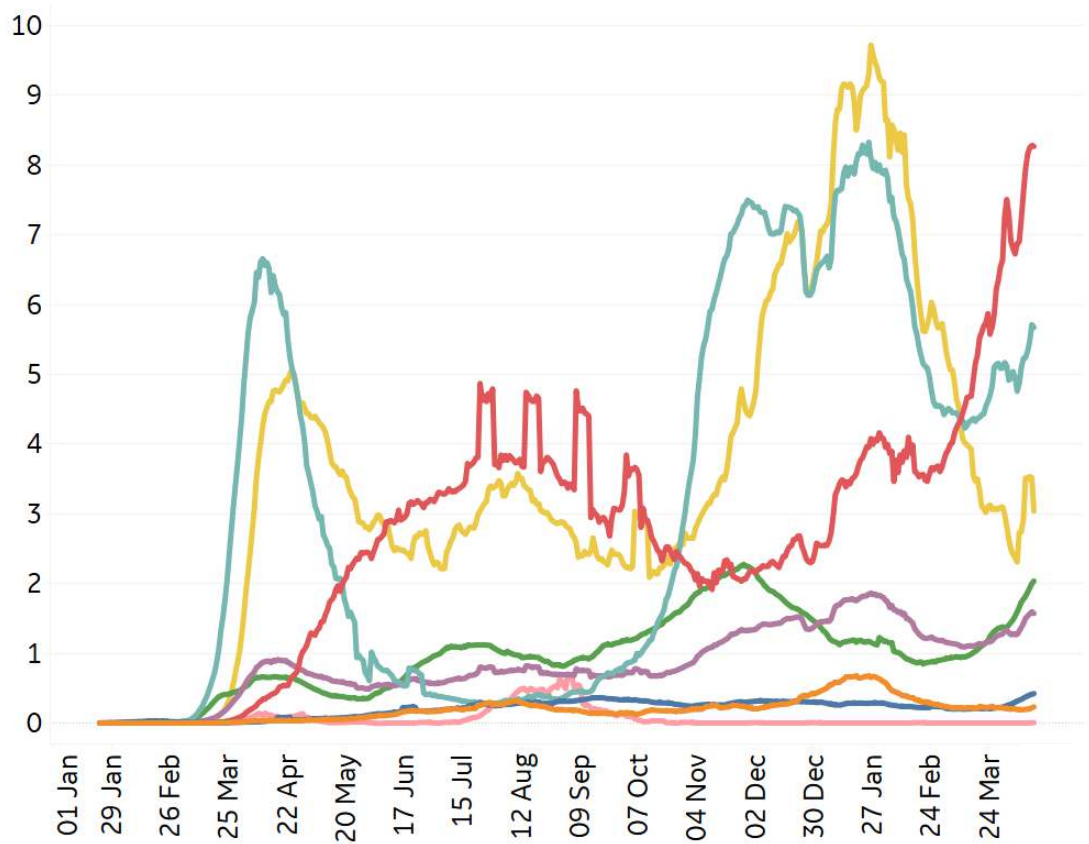
New Confirmed Cases / 1M

7-day rolling average



New Deaths / 1M

7-day rolling average



\*Large jump in Middle East confirmed cases due to batched reporting of 823,225 new cases in **Turkey** on 10 Dec



# Top 50 Countries: Per 1M



## 1 - 25

	Average over last 7 days		Total Since 22 Jan			Change from 14d Ago in 14 day avg of daily new	
	New Confirmed	New Deaths	Total Confirmed	Estimated Recovered	Total Deaths	Confirmed	Deaths
Czechia	391	11	148,485	140,462	2,626	-45%	-32%
Hungary	562	27	75,740	65,025	2,512	-34%	6%
Bos. and Herz.	310	22	56,807	49,373	2,329	-22%	13%
Bulgaria	332	17	54,771	47,171	2,140	-25%	13%
North Macedo..	438	17	69,172	60,335	2,075	-5%	38%
Belgium	334	4	80,703	74,105	2,037	-18%	41%
Slovenia	494	3	110,189	101,719	1,989	3%	-11%
Slovakia	163	15	68,339	64,178	1,978	-36%	10%
Italy	257	8	63,002	57,381	1,911	-26%	5%
UK	24	0	64,716	62,348	1,877	-54%	-49%
US	215	2	94,928	90,325	1,705	13%	-11%
Brazil	323	14	64,328	58,275	1,703	-12%	10%
Peru	300	10	50,581	45,281	1,693	5%	53%
Portugal	54	1	81,287	78,927	1,660	16%	-34%
Spain	184	2	72,442	68,605	1,642	31%	-51%
Poland	564	16	69,256	59,762	1,583	-18%	37%
Croatia	537	9	72,583	64,608	1,559	44%	90%
France	674	5	79,830	70,551	1,531	2%	-6%
EU	355	6	64,751	58,694	1,465	-10%	4%
Panama	74	1	83,322	80,856	1,432	-26%	-34%
Lithuania	380	4	84,216	78,023	1,366	42%	-2%
Sweden	616	2	87,668	78,339	1,359	11%	8%
Moldova	200	7	60,329	55,721	1,355	-38%	-3%
Romania	207	8	52,836	48,197	1,331	-18%	18%
Colombia	298	6	50,819	45,979	1,313	95%	77%

## 26 - 50

	Average over last 7 days		Total Since 22 Jan			Change from 14d Ago in 14 day avg of daily new	
	New Confirmed	New Deaths	Total Confirmed	Estimated Recovered	Total Deaths	Confirmed	Deaths
Argentina	487	5	57,619	50,675	1,295	96%	65%
Chile	383	6	57,243	50,794	1,284	8%	7%
Armenia	300	7	69,224	63,729	1,280	0%	20%
Switzerland	254	1	72,559	68,245	1,212	12%	-13%
Kosovo	325	6	53,764	47,229	1,100	-7%	15%
Austria	289	4	64,866	59,563	1,086	-16%	15%
Latvia	296	6	57,835	53,199	1,070	-3%	9%
Netherlands	432	2	81,328	74,454	995	-2%	-8%
Lebanon	343	6	73,592	67,633	993	-18%	-22%
Georgia	199	2	73,001	69,654	978	66%	9%
Ireland	80	2	49,031	46,791	975	-18%	3%
Ukraine	339	9	44,357	38,530	913	15%	40%
Albania	88	2	44,812	42,681	810	-39%	-33%
Estonia	427	9	87,166	79,430	797	-46%	-1%
Jordan	357	7	66,271	59,157	783	-39%	-13%
Israel	23	1	96,654	95,522	729	-61%	-32%
Serbia	368	4	74,610	68,070	669	-26%	8%
West Bank an..	486	5	60,119	52,402	640	23%	4%
Costa Rica	154	1	44,236	41,954	598	36%	23%
Turkey	663	3	47,731	38,920	412	83%	74%
Bahrain	674	2	94,009	84,555	334	37%	50%
Kuwait	341	1	58,932	54,016	333	6%	-8%
UAE	195	0	49,492	46,500	156	-4%	-47%
Qatar	335	1	66,977	62,344	121	57%	171%
Total World	95	2	17,848	16,255	384	22%	16%

Change from 14d ago:  
Compares 14d-avgs. of Daily New Cases/Deaths  
today with 14d-avgs. from 14d ago

Estimated Recovered: Cases 14d ago - Deaths today

Top 50 countries selected by Cases / 1M  
Sorted by Total Deaths / 1M  
Excluded countries with population < 1M



# Top 50 Countries: Raw Volume

Updated 15 Apr 2021, 3:30 GMT

4

## 1 - 25

	Average over last 7 days		Total Since 22 Jan			Change from 14d Ago in 14 day avg of daily new	
	New Confirmed	New Deaths	Total Confirmed	Estimated Recovered	Total Deaths	Confirmed	Deaths
EU	157,987	2,786	28,830,352	26,133,714	652,418	-10%	4%
US	71,282	730	31,421,360	29,897,808	564,402	13%	-11%
Brazil	68,615	3,015	13,673,507	12,386,863	361,884	-12%	10%
Mexico	4,195	745	2,291,246	2,028,075	210,812	-17%	4%
India	163,713	894	14,074,564	12,048,542	173,123	148%	175%
UK	1,643	34	4,393,330	4,232,575	127,407	-54%	-49%
Italy	15,543	455	3,809,193	3,469,342	115,557	-26%	5%
Russia	8,452	354	4,613,646	4,391,959	102,275	-5%	-6%
France	43,970	356	5,210,772	4,605,132	99,936	2%	-6%
Germany	20,695	239	3,085,142	2,764,217	79,427	4%	11%
Spain	8,612	103	3,387,022	3,207,597	76,756	31%	-51%
Colombia	15,169	293	2,585,801	2,339,558	66,819	95%	77%
Iran	22,778	237	2,143,794	1,820,205	65,359	126%	130%
Poland	21,357	604	2,621,116	2,261,787	59,930	-18%	37%
Argentina	22,013	244	2,604,157	2,290,279	58,542	96%	65%
Peru	9,878	343	1,667,737	1,492,995	55,812	5%	53%
South Africa	1,136	55	1,561,559	1,494,659	53,498	-14%	-46%
Indonesia	5,115	120	1,583,182	1,468,806	42,906	-4%	5%
Ukraine	14,806	396	1,939,901	1,685,079	39,950	15%	40%
Turkey	55,947	256	4,025,557	3,282,448	34,734	83%	74%
Czechia	4,192	114	1,590,124	1,504,208	28,124	-45%	-32%
Romania	3,975	149	1,016,449	927,198	25,605	-18%	18%
Chile	7,321	107	1,094,267	970,990	24,548	8%	7%
Hungary	5,428	265	731,675	628,168	24,265	-34%	6%
Belgium	3,872	43	935,316	858,850	23,603	-18%	41%

## 26 - 50

	Average over last 7 days		Total Since 22 Jan			Change from 14d Ago in 14 day avg of daily new	
	New Confirmed	New Deaths	Total Confirmed	Estimated Recovered	Total Deaths	Confirmed	Deaths
Canada	8,522	38	1,094,899	965,380	23,428	65%	12%
Ecuador	1,562	49	350,539	311,355	17,400	-6%	1%
Netherlands	7,400	28	1,393,543	1,275,758	17,048	-2%	-8%
Portugal	547	6	828,857	804,791	16,931	16%	-34%
Pakistan	4,900	107	739,818	657,059	15,872	17%	65%
Philippines	10,531	198	892,880	731,841	15,447	30%	399%
Bulgaria	2,308	120	380,576	327,762	14,871	-25%	13%
Iraq	7,633	38	949,050	836,088	14,836	28%	11%
Sweden	6,225	20	885,385	791,166	13,720	11%	8%
Slovakia	888	79	373,107	350,387	10,798	-36%	10%
Switzerland	2,199	8	627,968	590,636	10,488	12%	-13%
Bangladesh	6,270	77	703,170	601,308	9,987	89%	115%
Austria	2,600	33	584,205	536,450	9,779	-16%	15%
Japan	3,489	26	517,281	465,170	9,471	78%	-28%
Morocco	568	8	503,664	487,177	8,920	26%	40%
Jordan	3,642	74	676,175	603,590	7,987	-39%	-13%
Saudi Arabia	886	9	401,157	383,226	6,781	71%	33%
Lebanon	2,340	38	502,299	461,622	6,778	-18%	-22%
Israel	196	7	836,590	826,793	6,312	-61%	-32%
Panama	320	4	359,516	348,874	6,177	-26%	-34%
Serbia	3,216	38	651,899	594,750	5,846	-26%	8%
Belarus	1,181	10	338,801	319,424	2,383	3%	8%
UAE	1,925	3	489,495	459,903	1,541	-4%	-47%
Malaysia	1,623	7	365,829	344,147	1,353	11%	56%
Total World	736,623	12,167	138,259,845	125,925,079	2,972,617	22%	16%

\*Change from 14d ago:  
Compares 14d-avgs. of Daily New Cases/Deaths  
today with 14d-avgs. from 14d ago

Estimated Recovered: Cases 14d ago - Deaths today

Top 50 countries selected by Total Cases  
Sorted by Raw Total Deaths  
Excluded countries with population < 1M

N/A\*\* due to inconsistent reporting of Recovered Cases





# United States: Per 1M



## 1 - 25

	Average over last 7 days		Total Since 22 Jan			Change from 14d Ago in 14 day avg of daily new	
	New Confirmed	New Deaths	Total Confirmed	Estimated Recovered	Total Deaths	Confirmed	Deaths
New Jersey	410	4	108,474	99,504	2,815	-9%	-14%
New York	354	4	101,437	93,648	2,640	-10%	-7%
Massachusetts	298	1	96,473	89,685	2,528	1%	-47%
Rhode Island	435	1	135,224	127,140	2,494	15%	-26%
Mississippi	72	2	103,527	100,137	2,393	-16%	-6%
Arizona	99	2	116,953	113,303	2,351	26%	-63%
Connecticut	342	2	91,801	84,885	2,239	2%	16%
Louisiana	93	2	96,944	93,501	2,208	-3%	-34%
South Dakota	227	2	136,074	130,910	2,202	-6%	-35%
Alabama	97	2	106,213	102,925	2,188	-9%	-9%
Pennsylvania	369	3	85,161	78,283	1,992	22%	14%
North Dakota	196	1	138,066	133,304	1,975	18%	-13%
Indiana	181	2	104,270	100,013	1,959	28%	1%
New Mexico	95	2	92,701	89,495	1,906	-1%	-9%
Illinois	265	2	101,709	96,327	1,883	44%	-12%
Arkansas	55	1	110,234	107,601	1,882	-13%	-55%
Iowa	161	1	113,593	109,521	1,856	-2%	48%
Georgia	137	4	101,567	97,947	1,846	-10%	-22%
S. Carolina	175	3	109,723	105,332	1,807	-14%	-26%
Michigan	788	5	85,170	72,962	1,772	58%	85%
Tennessee	169	1	121,183	117,117	1,762	-1%	-48%
Nevada	149	2	100,368	96,881	1,738	48%	2%
Texas	127	2	97,975	94,584	1,702	-1%	-22%
Oklahoma	84	1	112,265	109,438	1,692	-10%	957%
Kansas	77	1	105,339	102,646	1,682	2%	-61%

## 26 - 51

	Average over last 7 days		Total Since 22 Jan			Change from 14d Ago in 14 day avg of daily new	
	New Confirmed	New Deaths	Total Confirmed	Estimated Recovered	Total Deaths	Confirmed	Deaths
Delaware	363	4	102,196	95,722	1,634	28%	-26%
Ohio	184	0	89,480	85,434	1,618	19%	-73%
Florida	299	2	99,717	94,217	1,591	22%	-20%
DC	178	2	65,475	61,530	1,542	0%	20%
West Virginia	226	3	82,138	77,551	1,538	1%	-28%
California	77	3	93,862	91,314	1,537	8%	-40%
Missouri	106	3	96,205	93,310	1,466	-1%	-6%
Montana	148	5	99,769	96,396	1,428	1%	117%
Kentucky	130	3	97,349	94,141	1,407	-5%	-81%
Maryland	232	2	71,183	66,635	1,405	21%	11%
Wisconsin	158	1	111,310	107,968	1,271	34%	-24%
Minnesota	366	2	97,010	90,870	1,251	41%	27%
Virginia	185	2	75,006	71,286	1,231	4%	163%
Wyoming	105	0	98,706	96,080	1,215	-5%	-57%
N. Carolina	190	2	89,510	85,984	1,175	-1%	-40%
Nebraska	169	3	111,183	107,072	1,151	39%	-10%
Idaho	145	2	103,156	99,901	1,123	-6%	63%
Colorado	289	1	84,015	79,168	1,072	30%	14%
New Hampshire	320	1	66,178	60,980	927	21%	-36%
Washington	153	1	49,947	47,161	703	27%	21%
Utah	123	1	122,016	119,615	674	-6%	-54%
Oregon	138	1	40,829	38,543	581	52%	94%
Maine	287	1	41,194	37,008	563	67%	-22%
Alaska	241	0	89,586	85,555	429	34%	-83%
Vermont	239	2	34,437	30,510	380	2%	0%
Hawaii	71	1	22,792	21,387	334	12%	-17%

\*Change from 14d ago:  
Compares 14d-avgs. of Daily New Cases/Deaths  
today with 14d-avgs. from 14d ago

Estimated Recovered: Cases 14d ago - Deaths today

Sorted by Total Deaths / 1M

N/As due to states revising and updating case counts



# United States: Raw Volume



## 1 - 25

	Average over last 7 days		Total Since 22 Jan			Change from 14d Ago in 14 day avg of daily new	
	New Confirmed	New Deaths	Total Confirmed	Estimated Recovered	Total Deaths	Confirmed	Deaths
California	3,032	103	3,708,716	3,608,028	60,717	8%	-40%
New York	6,890	72	1,973,308	1,821,788	51,350	-10%	-7%
Texas	3,680	63	2,840,869	2,742,551	49,359	-1%	-22%
Florida	6,420	49	2,141,686	2,023,571	34,164	22%	-20%
Pennsylvania	4,729	33	1,090,228	1,002,176	25,502	22%	14%
New Jersey	3,644	37	963,484	883,810	25,006	-9%	-14%
Illinois	3,356	23	1,288,844	1,220,634	23,865	44%	-12%
Georgia	1,454	42	1,078,379	1,039,948	19,600	-10%	-22%
Ohio	2,154	0	1,045,945	998,649	18,917	19%	-73%
Michigan	7,870	46	850,583	728,657	17,694	58%	85%
Massachusetts	2,053	10	664,943	618,153	17,427	1%	-47%
Arizona	719	12	851,265	824,702	17,109	26%	-63%
Indiana	1,217	13	701,971	673,310	13,187	28%	1%
N. Carolina	1,996	16	938,784	901,807	12,325	-1%	-40%
Tennessee	1,153	8	827,579	799,810	12,032	-1%	-48%
Alabama	475	11	520,780	504,660	10,728	-9%	-9%
Virginia	1,579	14	640,211	608,466	10,510	4%	163%
Louisiana	431	11	450,673	434,669	10,264	-3%	-34%
S. Carolina	900	13	564,931	542,326	9,304	-14%	-26%
Missouri	649	17	590,452	572,685	8,995	-1%	-6%
Maryland	1,404	15	430,351	402,851	8,493	21%	11%
Connecticut	1,219	7	327,298	302,640	7,984	2%	16%
Wisconsin	922	7	648,094	628,639	7,402	34%	-24%
Mississippi	214	6	308,111	298,024	7,122	-16%	-6%
Minnesota	2,063	10	547,101	512,473	7,056	41%	27%

## 26 - 51

	Average over last 7 days		Total Since 22 Jan			Change from 14d Ago in 14 day avg of daily new	
	New Confirmed	New Deaths	Total Confirmed	Estimated Recovered	Total Deaths	Confirmed	Deaths
Oklahoma	332	4	444,228	433,043	6,697	-10%	957%
Kentucky	580	12	434,922	420,591	6,285	-5%	-81%
Colorado	1,665	5	483,820	455,908	6,173	30%	14%
Iowa	509	3	358,395	345,545	5,857	-2%	48%
Arkansas	166	3	332,666	324,718	5,680	-13%	-55%
Washington	1,167	7	380,339	359,129	5,357	27%	21%
Nevada	460	6	309,150	298,409	5,353	48%	2%
Kansas	223	2	306,886	299,040	4,900	2%	-61%
New Mexico	198	5	194,378	187,656	3,996	-1%	-9%
West Virginia	404	5	147,203	138,982	2,756	1%	-28%
Rhode Island	461	1	143,251	134,687	2,642	15%	-26%
Oregon	583	2	172,206	162,563	2,449	52%	94%
Nebraska	327	6	215,074	207,120	2,226	39%	-10%
Utah	393	3	391,177	383,480	2,161	-6%	-54%
Idaho	259	4	184,347	178,530	2,006	-6%	63%
South Dakota	201	1	120,379	115,811	1,948	-6%	-35%
Delaware	353	3	99,515	93,211	1,591	28%	-26%
Montana	158	5	106,631	103,026	1,526	1%	117%
North Dakota	150	1	105,215	101,586	1,505	18%	-13%
New Hampshire	435	2	89,983	82,915	1,261	21%	-36%
DC	126	2	46,209	43,425	1,088	0%	20%
Maine	385	1	55,374	49,747	757	67%	-22%
Wyoming	61	0	57,127	55,607	703	-5%	-57%
Hawaii	101	1	32,271	30,281	473	12%	-17%
Alaska	176	0	65,536	62,587	314	34%	-83%
Vermont	149	1	21,488	19,038	237	2%	0%

\*Change from 14d ago:  
Compares 14d-avgs. of Daily New Cases/Deaths  
today with 14d-avgs. from 14d ago

Estimated Recovered: Cases 14d ago - Deaths today

Sorted by Raw Total Deaths

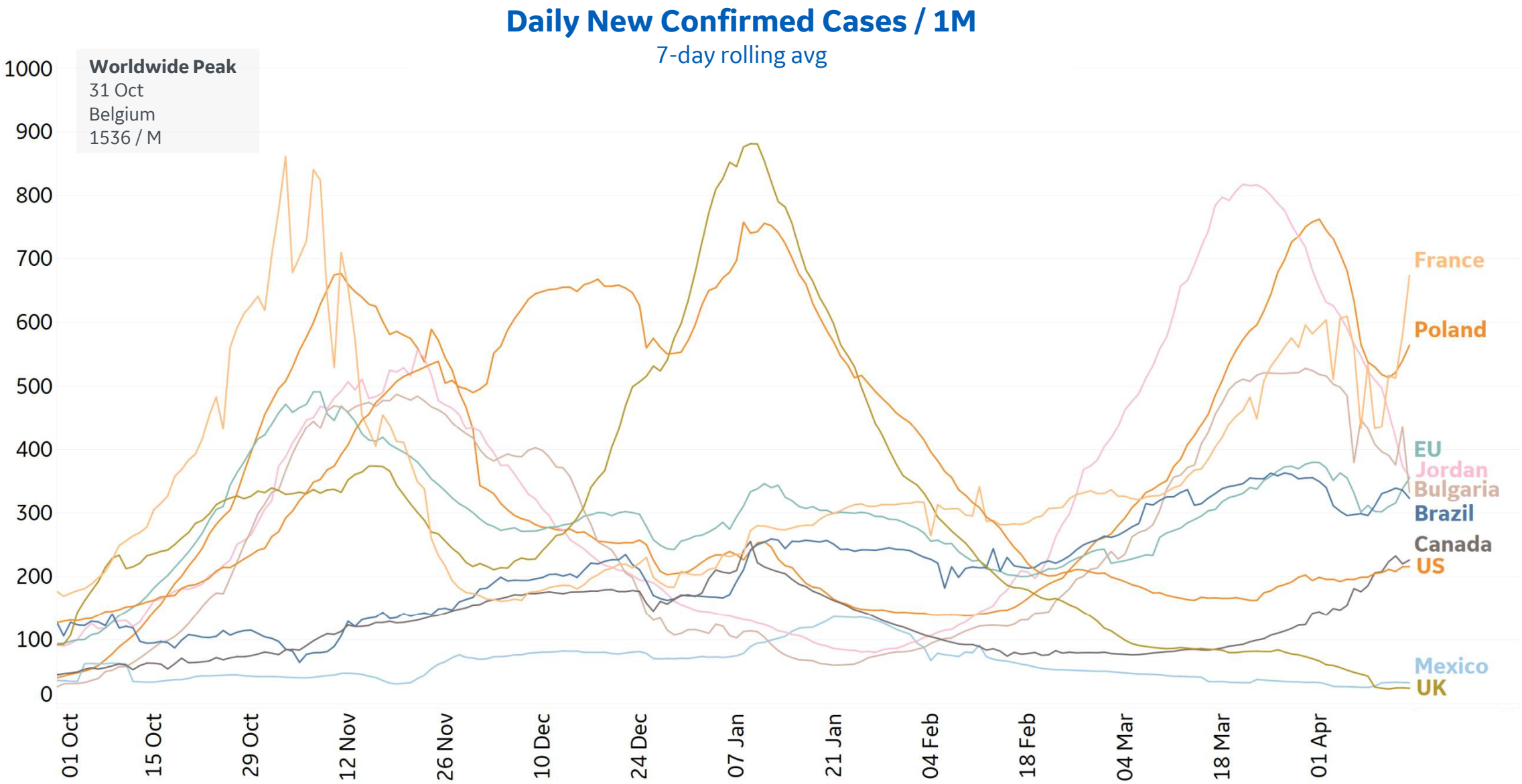
N/As due to states revising and updating case counts





# New Confirmed Cases in Select Countries

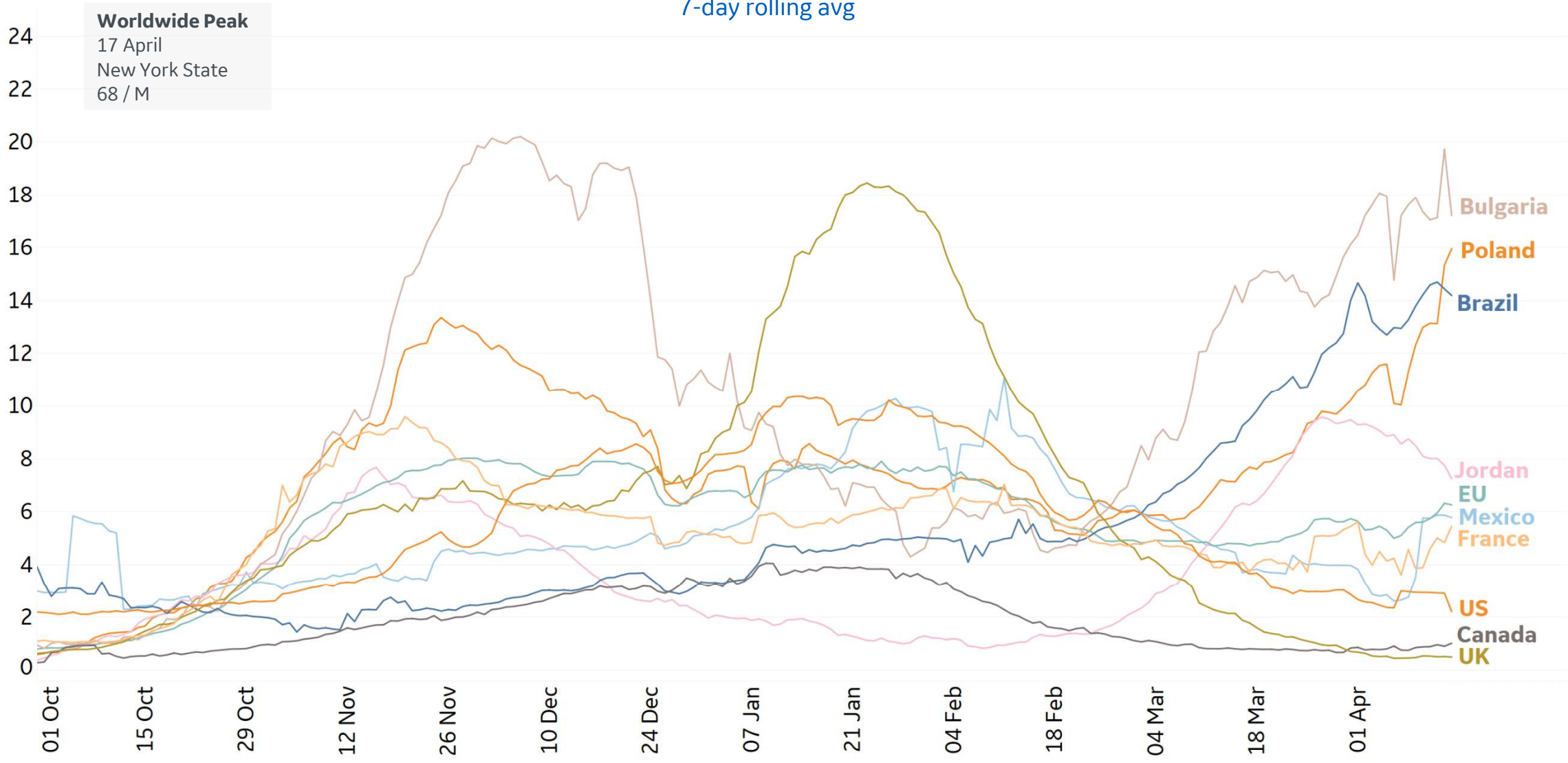
Updated 15 Apr 2021, 3:30 GMT 7





# New Deaths in Select Countries

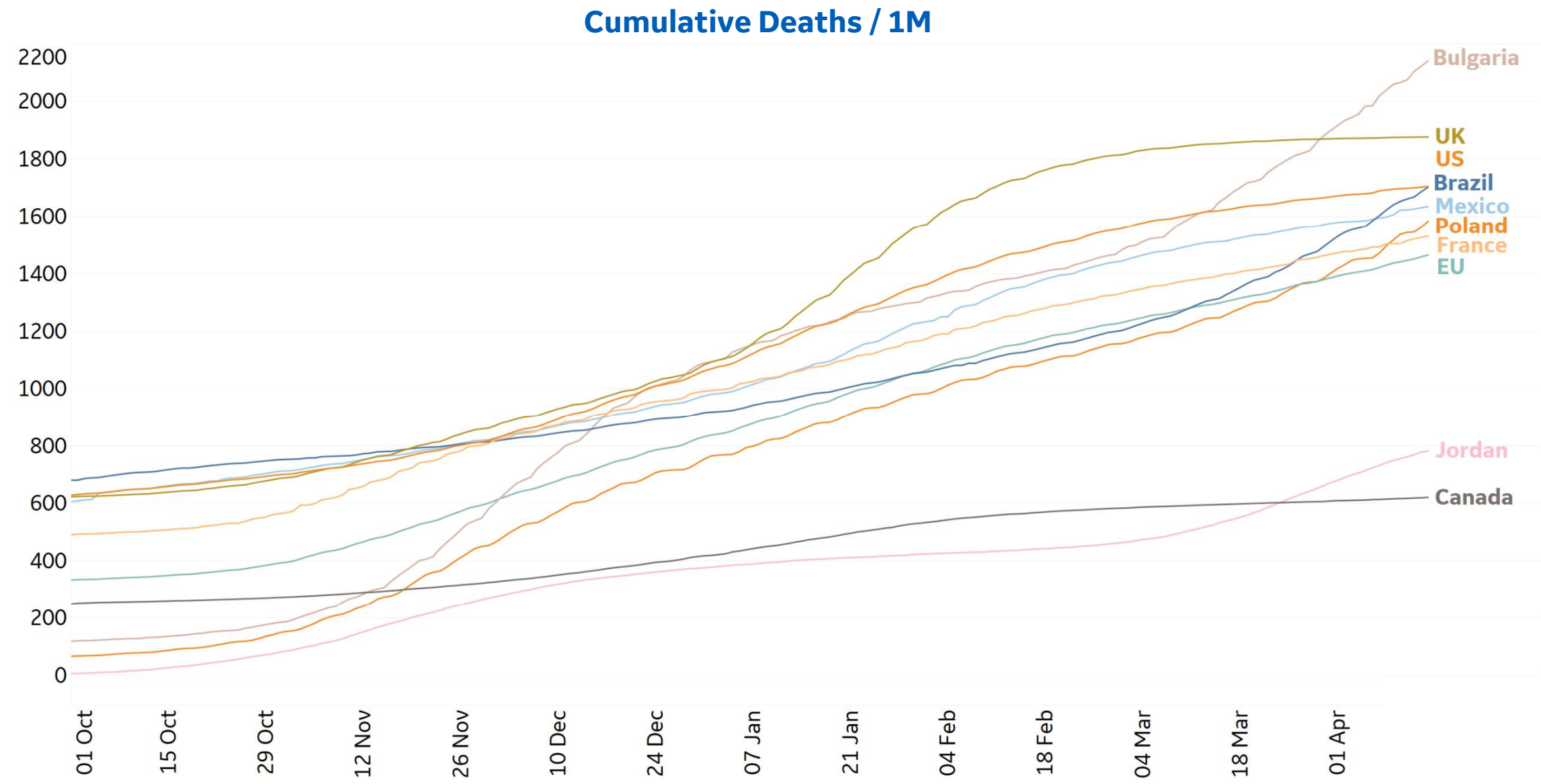
Daily New Deaths / 1M  
7-day rolling avg







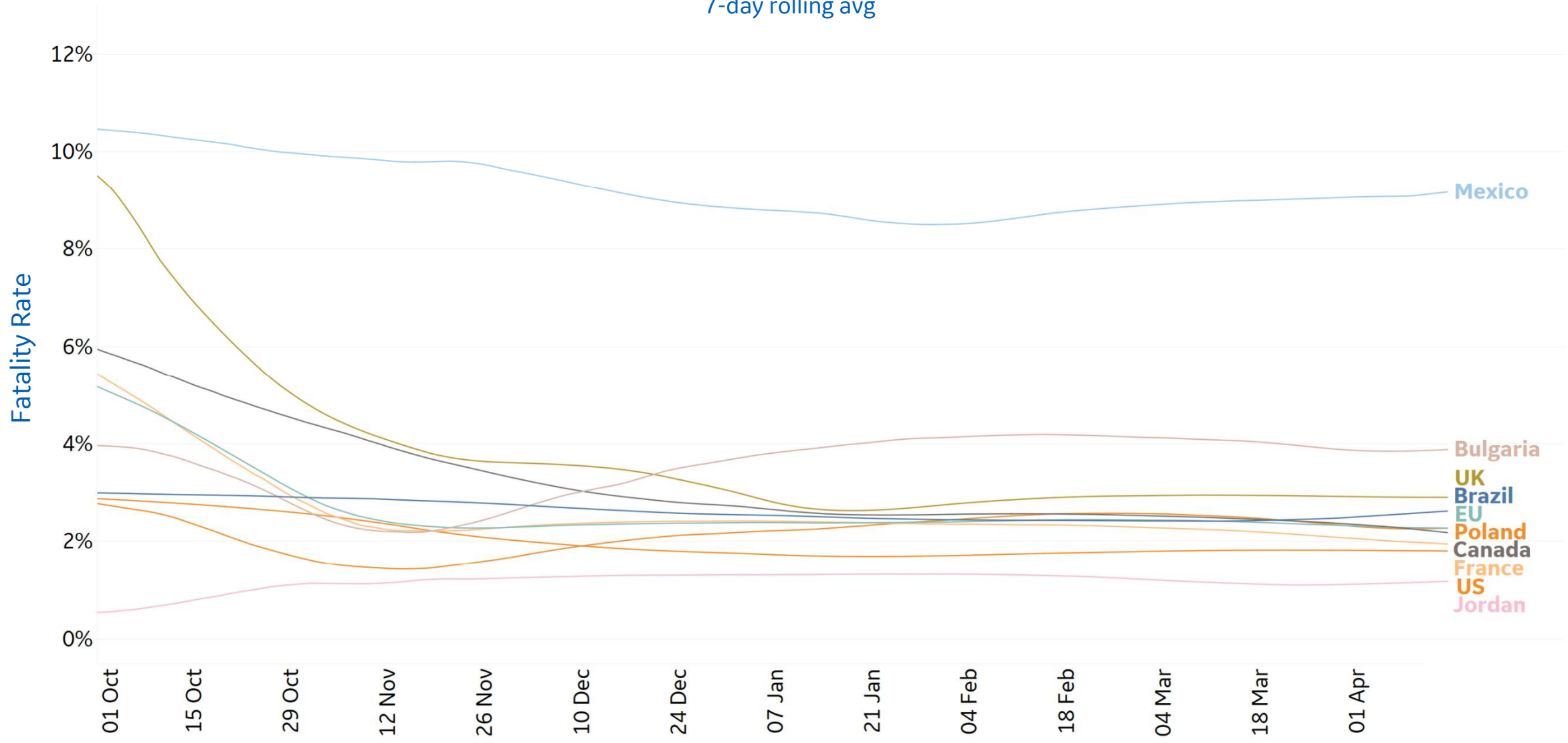
# Cumulative Deaths in Select Countries





# Fatality Rate in Select Countries

Deaths / Confirmed Cases  
7-day rolling avg





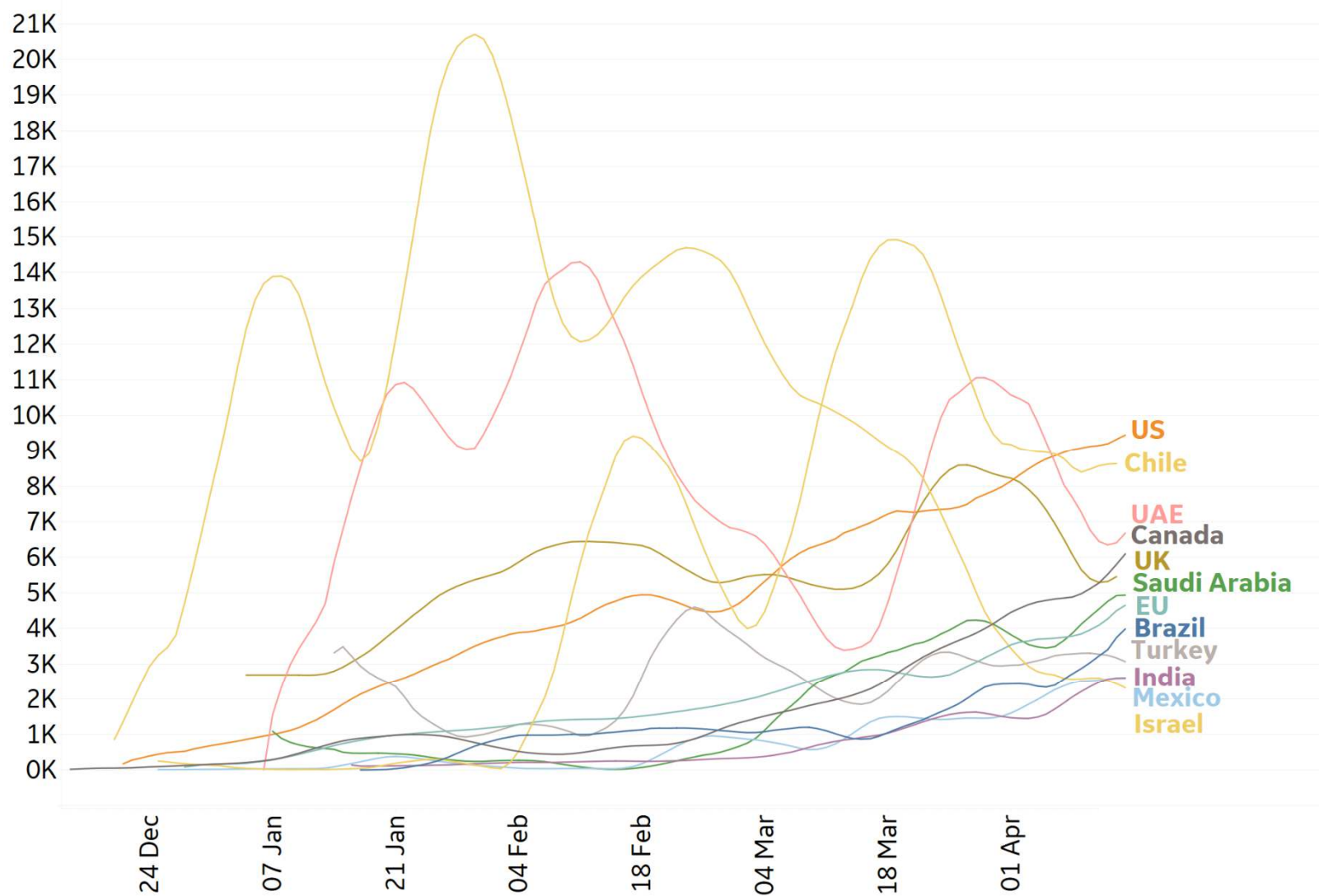
# Daily & Total Vaccinations, Select Countries

Updated 15 Apr 2021, 3:30 GMT

11

Select countries with data available

Daily New Vaccinations / 1M, 7-day avg



	Total Vax per 1M	% of Population FULLY Vaccinated
Israel	1,189,823	57.3%
UAE	939,847	
Chile	653,738	26.0%
UK	596,539	12.0%
US	588,490	23.2%
Hungary	457,186	13.7%
Spain	244,597	6.8%
Canada	235,781	2.2%
France	235,140	6.1%
Italy	230,354	6.8%
EU	230,058	6.4%
Germany	229,692	6.2%
Turkey	228,514	9.1%
Portugal	225,199	6.2%
Saudi Arabia	189,091	
Brazil	149,153	3.5%
Mexico	96,233	2.0%
India	82,966	1.0%

\*Total Vax and % Fully Vaccinated use most current reported data per country





# US State Vaccinations to Date



State	% Fully Vaccinated	% Rec'd at Least 1 Dose	Population
Alaska	30.8%	38.8%	731,545
New Mexico	30.2%	45.4%	2,096,829
Maine	30.1%	45.9%	1,344,212
Rhode Island	29.8%	42.1%	1,059,361
Connecticut	29.2%	45.7%	3,565,287
South Dakota	28.9%	41.6%	884,659
Vermont	28.4%	43.9%	623,989
New Jersey	27.5%	43.5%	8,882,190
North Dakota	27.4%	37.0%	762,062
Massachusetts	26.8%	45.3%	6,892,503
Minnesota	26.5%	40.0%	5,639,632
New York	26.4%	40.4%	19,453,561
Hawaii	26.3%	37.7%	1,415,872
Wisconsin	26.3%	40.2%	5,822,434
Iowa	26.0%	38.9%	3,155,070
New Hampshire	25.9%	53.9%	1,359,711
Nebraska	25.7%	38.9%	1,934,408
Maryland	25.4%	40.1%	6,045,680
Montana	25.2%	36.7%	1,068,778
Washington	24.9%	38.1%	7,614,893
Kentucky	24.9%	37.1%	4,467,673
West Virginia	24.6%	33.9%	1,792,147
Oklahoma	24.2%	35.8%	3,956,971
Virginia	23.9%	39.9%	8,535,519
Pennsylvania	23.8%	40.7%	12,801,989

**22.8%**  
Total US population  
**fully vaccinated**  
(**227,659 per million**)

**36.8%**  
Total US population  
having received  
**at least 1 dose**  
(**367,596 per million**)

Fully vaccinated people are persons who have received all doses required per vaccine

State	% Fully Vaccinated	% Rec'd at Least 1 Dose	Population
Michigan	23.7%	36.1%	9,986,857
Ohio	23.7%	36.1%	11,689,100
Kansas	23.7%	38.3%	2,913,314
Colorado	23.6%	39.5%	5,758,736
Wyoming	23.4%	31.7%	578,759
Oregon	23.0%	36.4%	4,217,737
Delaware	22.8%	39.3%	973,764
Illinois	22.7%	39.2%	12,671,821
Arizona	22.6%	35.8%	7,278,717
North Carolina	22.5%	34.7%	10,488,084
California	22.0%	40.0%	39,512,223
Nevada	22.0%	34.4%	3,080,156
Florida	21.9%	35.5%	21,477,737
Louisiana	21.3%	30.1%	4,648,794
Idaho	21.2%	30.9%	1,787,065
Missouri	21.1%	32.2%	6,137,428
Indiana	21.1%	31.3%	6,732,219
South Carolina	21.1%	33.1%	5,148,714
Texas	20.7%	33.4%	28,995,881
Mississippi	19.8%	28.4%	2,976,149
Arkansas	19.6%	32.0%	3,017,804
Tennessee	18.5%	30.6%	6,829,174
Alabama	17.7%	29.1%	4,903,185
Utah	17.6%	33.7%	3,205,958
Georgia	16.8%	31.0%	10,617,423



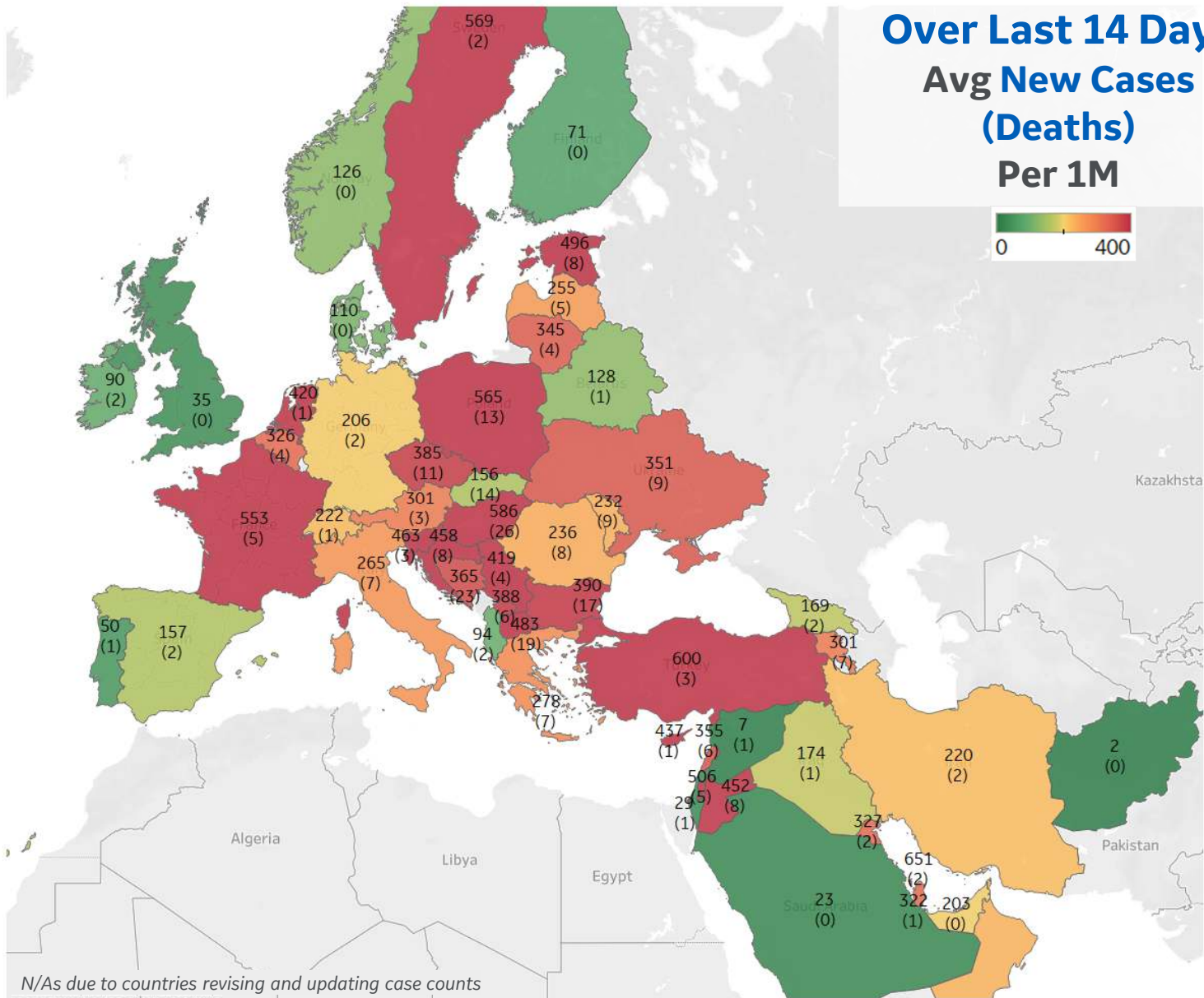
## Per 1M in Region

	Today	Change
Active Cases	21,188	+0.6%
Confirmed	331 new	+0.6%
Deaths	5 new	+0.5%
Recovered	197 new	+0.7%

## Most Daily New Cases / 1M

Bahrain	651
Turkey	600
Hungary	586
Sweden	569
Poland	565
France	553
Estonia	496
North Macedonia	483
Slovenia	463

\* Excludes regions with population < 1M



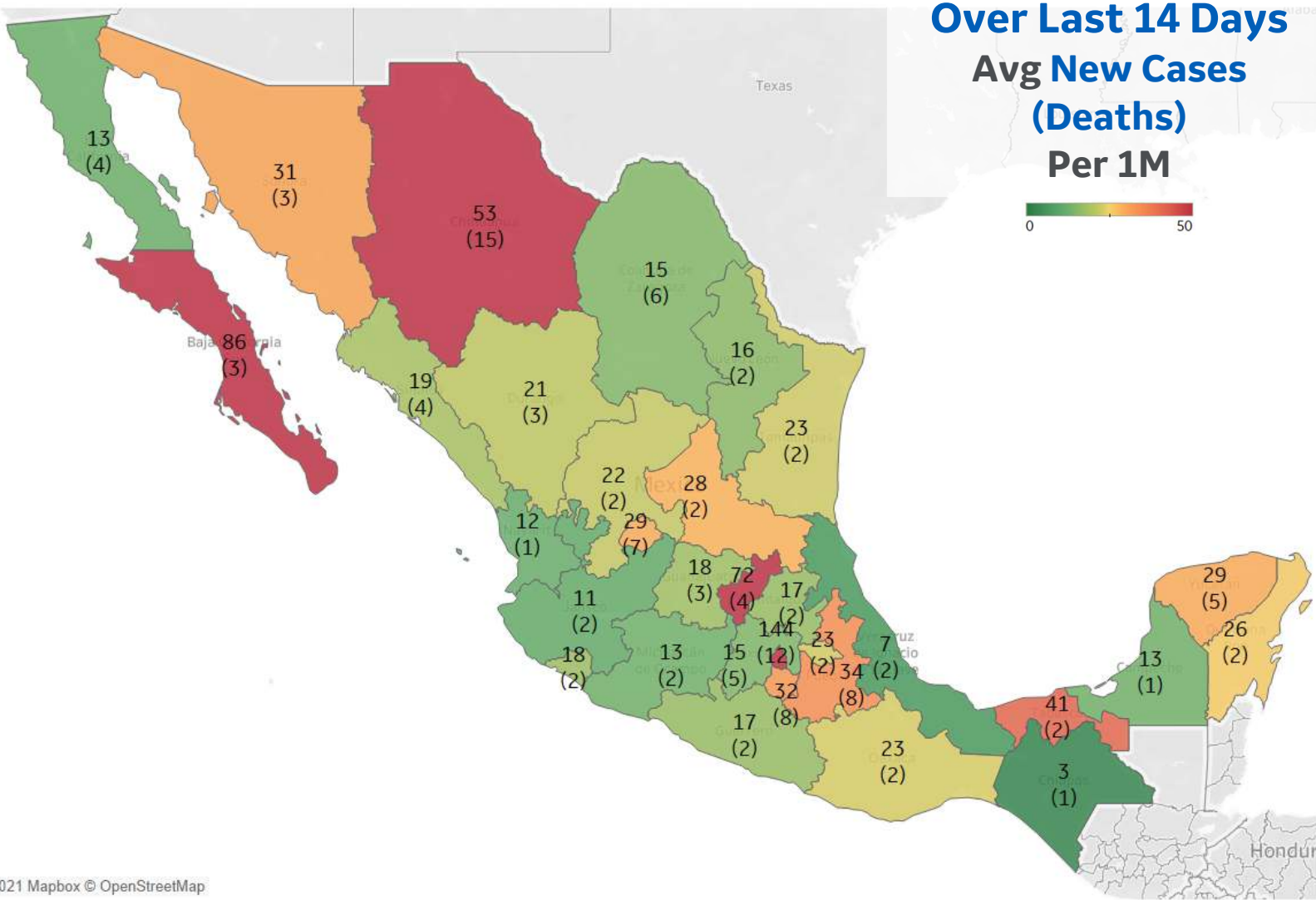


## Per 1M in Region

	Today	Change
Active Cases	2,445	+1.4%
Confirmed	38 new	+0.2%
Deaths	4 new	+0.3%
Recovered	0 new	+0.0%

## Most Daily New Cases / 1M

Distrito Federal	144
Baja California Sur	86
Querétaro	72
Chihuahua	53
Tabasco	41
Puebla	34
Morelos	32
Sonora	31
Yucatán	29
Nacional	29

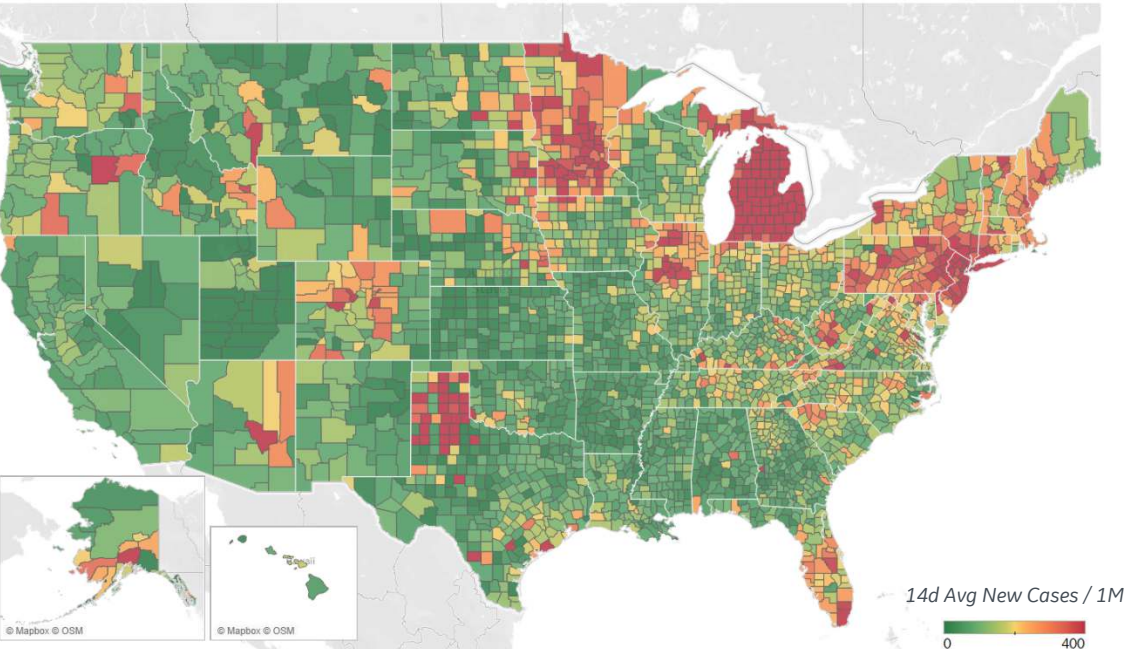






# US Counties: Recent Cases and Deaths

## Average New Cases per 1M Over Last 14 Days

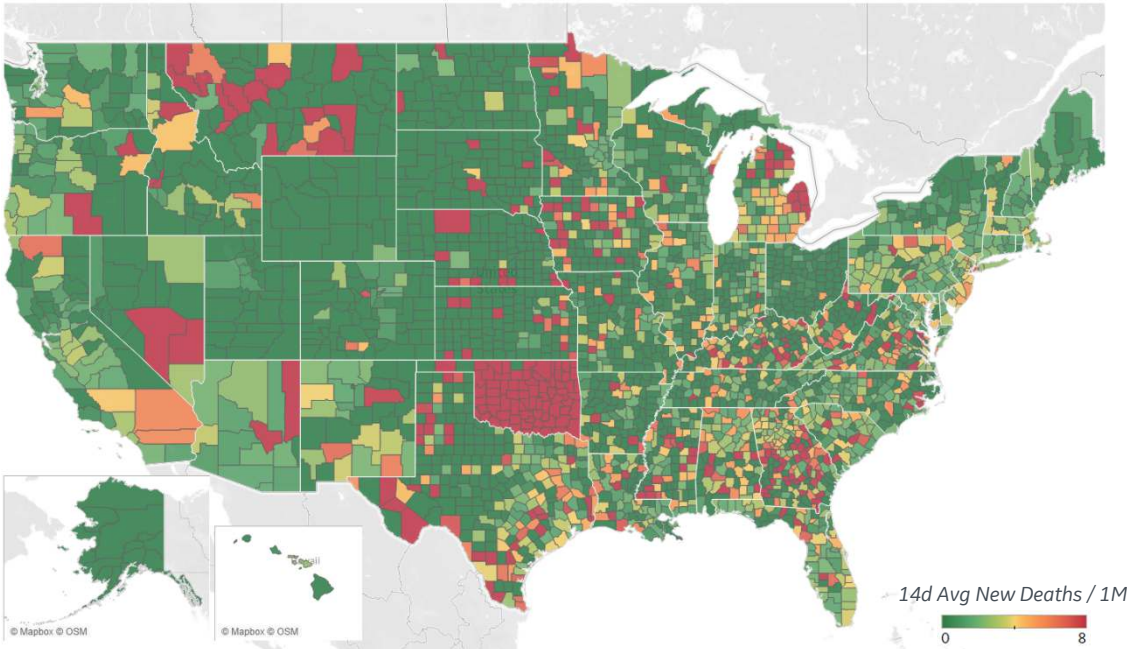


### Top 10 by New Confirmed

Avg New Confirmed Cases / 1M

Macomb County, MI	1,033
Genesee County, MI	871
Wayne County, MI	818
Ottawa County, MI	739
Oakland County, MI	728
Kent County, MI	620
Kalamazoo County, MI	620
Ingham County, MI	615
Essex County, NJ	528
Passaic County, NJ	520

## Average New Deaths per 1M Over Last 14 Days



### Top 10 by New Deaths

Avg New Deaths/ 1M

Oklahoma County, OK	30
Tulsa County, OK	25
Cleveland County, OK	21
Cameron County, TX	7
New York City*	6
San Bernardino County, CA	6
Riverside County, CA	6
Passaic County, NJ	6
Genesee County, MI	6
Ocean County, NJ	6

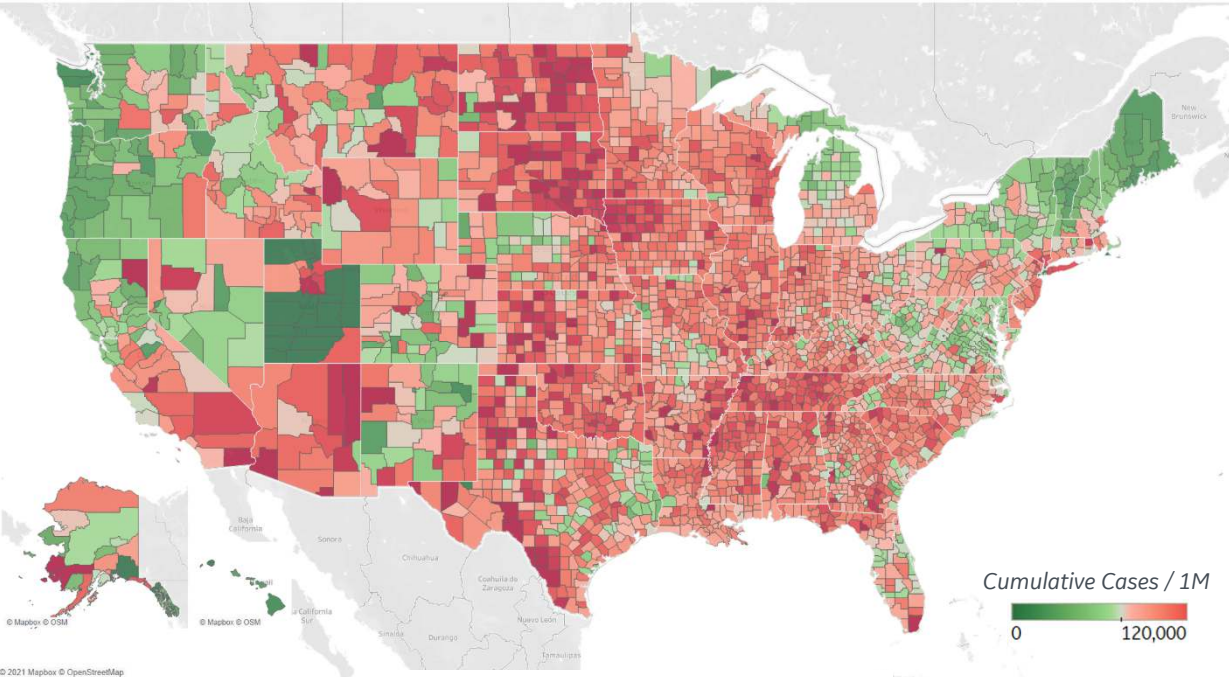
**Note:** Lists includes counties  
≥ 250K population



# US Counties: Cumulative Cases and Deaths

Updated 15 Apr 2021, 3:30 GMT 16

## Confirmed **Cases** per 1M to date

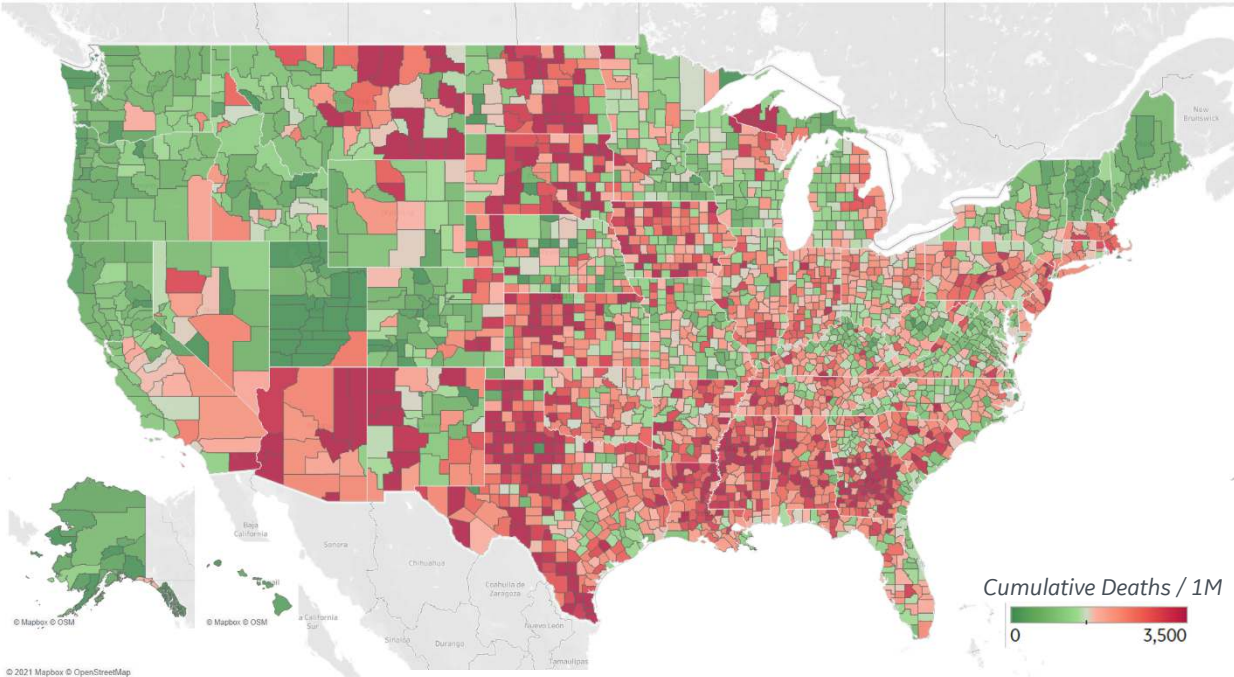


### Top 10 Counties

Total Confirmed Cases / 1M

Miami-Dade County, FL	170,985
El Paso County, TX	156,983
Lubbock County, TX	156,889
Webb County, TX	156,789
Utah County, UT	147,678
Providence County, RI	141,831
Rockland County, NY	139,185
Greenville County, SC	137,124
Passaic County, NJ	135,724
San Bernardino County, CA	134,903

## Reported **Deaths** per 1M to date



### Top 10 Counties

Total Reported Deaths / 1M

New York City*	5,947
Cameron County, TX	3,767
Passaic County, NJ	3,645
Essex County, NJ	3,545
Union County, NJ	3,399
Ocean County, NJ	3,373
Hudson County, NJ	3,230
Hidalgo County, TX	3,222
Hampden County, MA	3,156
El Paso County, TX	3,104

\* New York City counties aggregated into one reporting area

**Note:** Lists includes counties  $\geq 250K$  population





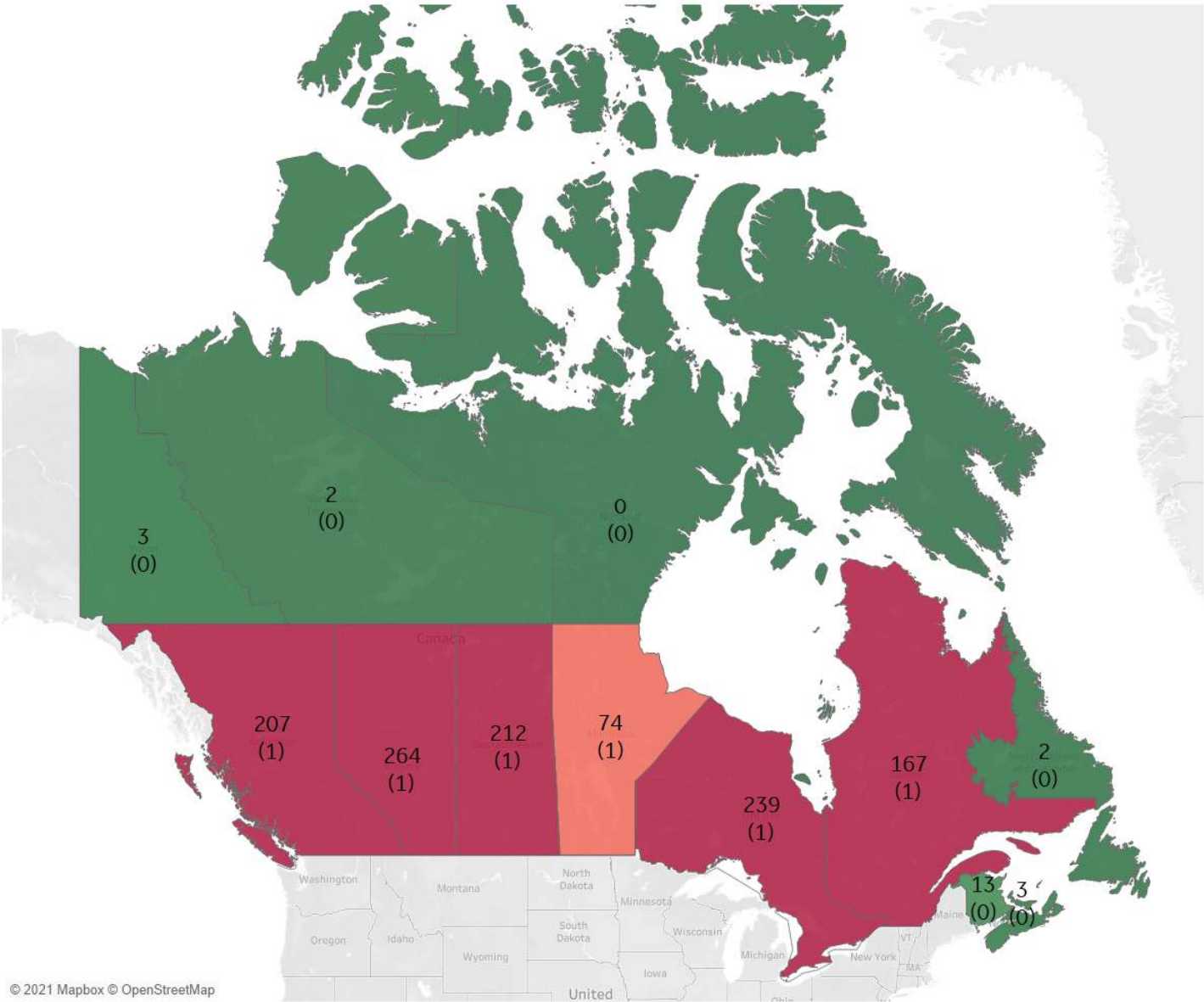
## Per 1M in Region

	Today	Change
Active Cases	2,086	+3.1%
Confirmed	238 new	+0.8%
Deaths	2 new	+0.2%
Recovered	173 new	+0.7%

## Most Daily New Cases / 1M

Alberta	255
Ontario	230
Saskatchewan	212
British Columbia	204
Quebec	162
Manitoba	73

\* Excludes regions with population < 1M







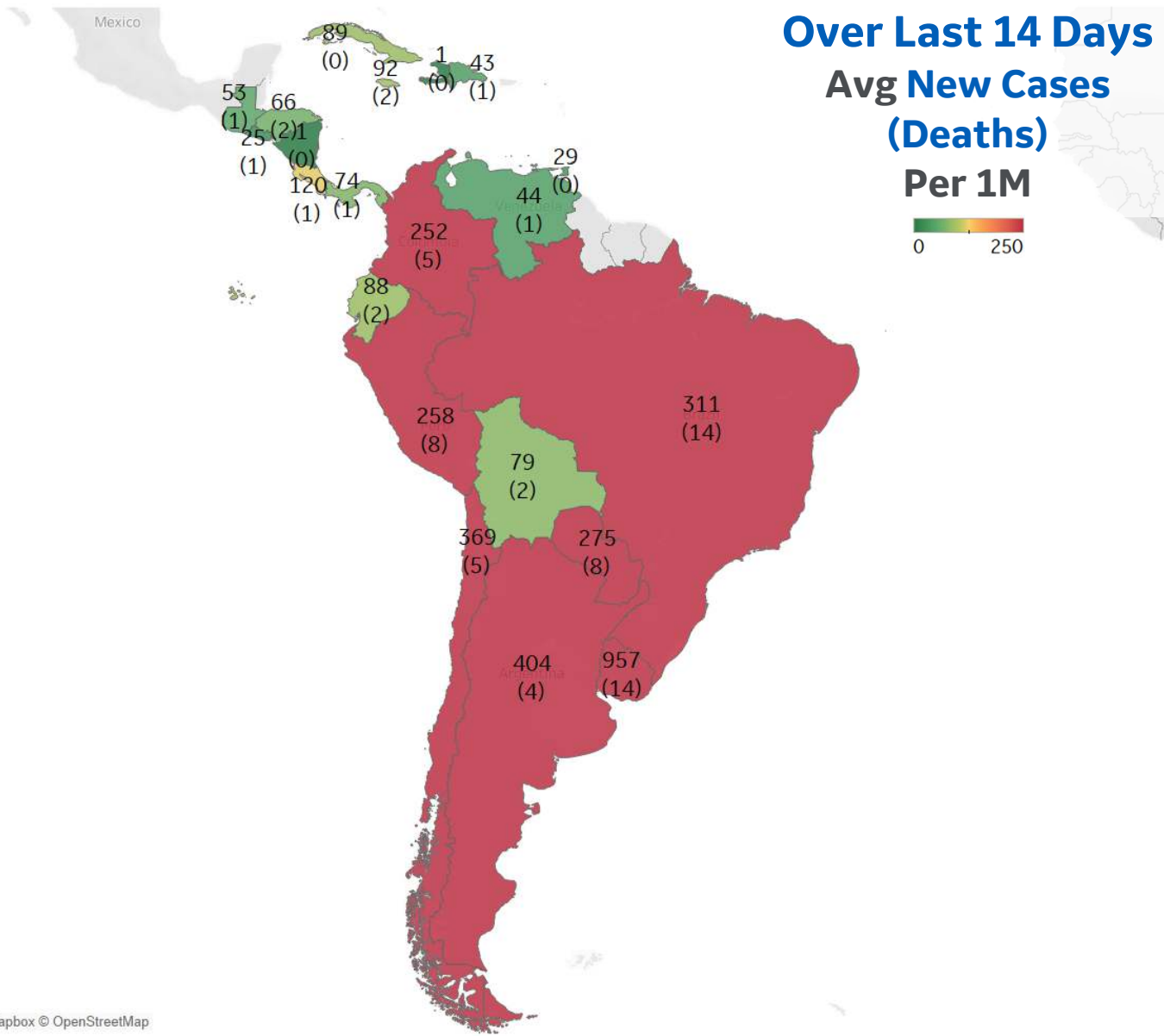
## Per 1M in Region

	Today	Change
Active Cases	4,033	+1.5%
Confirmed	277 new	+0.6%
Deaths	9 new	+0.8%
Recovered	210 new	+0.5%

## Most Daily New Cases / 1M

Uruguay	957
Argentina	404
Chile	369
Brazil	311
Paraguay	275
Peru	258
Colombia	252
Costa Rica	120
Jamaica	92
Cuba	89

\* Excludes regions with population < 1M





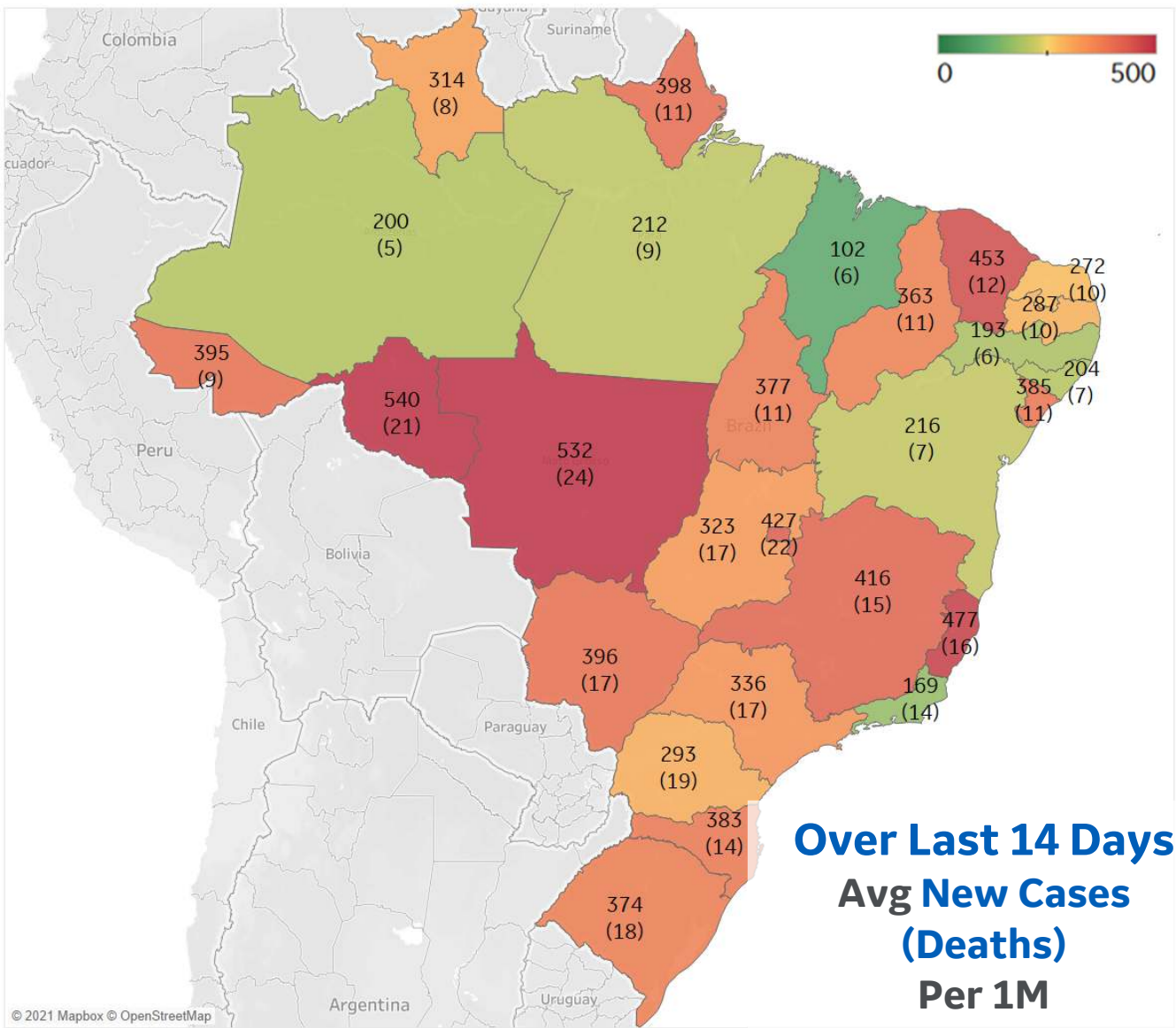
## Per 1M in Region

	Today	Change
Active Cases	6,011	+0.9%
Confirmed	346 new	+0.5%
Deaths	16 new	+1.0%
Recovered	276 new	+0.5%

## Most Daily New Cases / 1M

Rondônia	540
MatoGrosso	532
Espírito Santo	477
Ceará	453
Distrito Federal	427
Minas Gerais	416
MatoGrosso do ..	396
Sergipe	385
Santa Catarina	383
Tocantins	377

\* Excludes regions with population < 1M





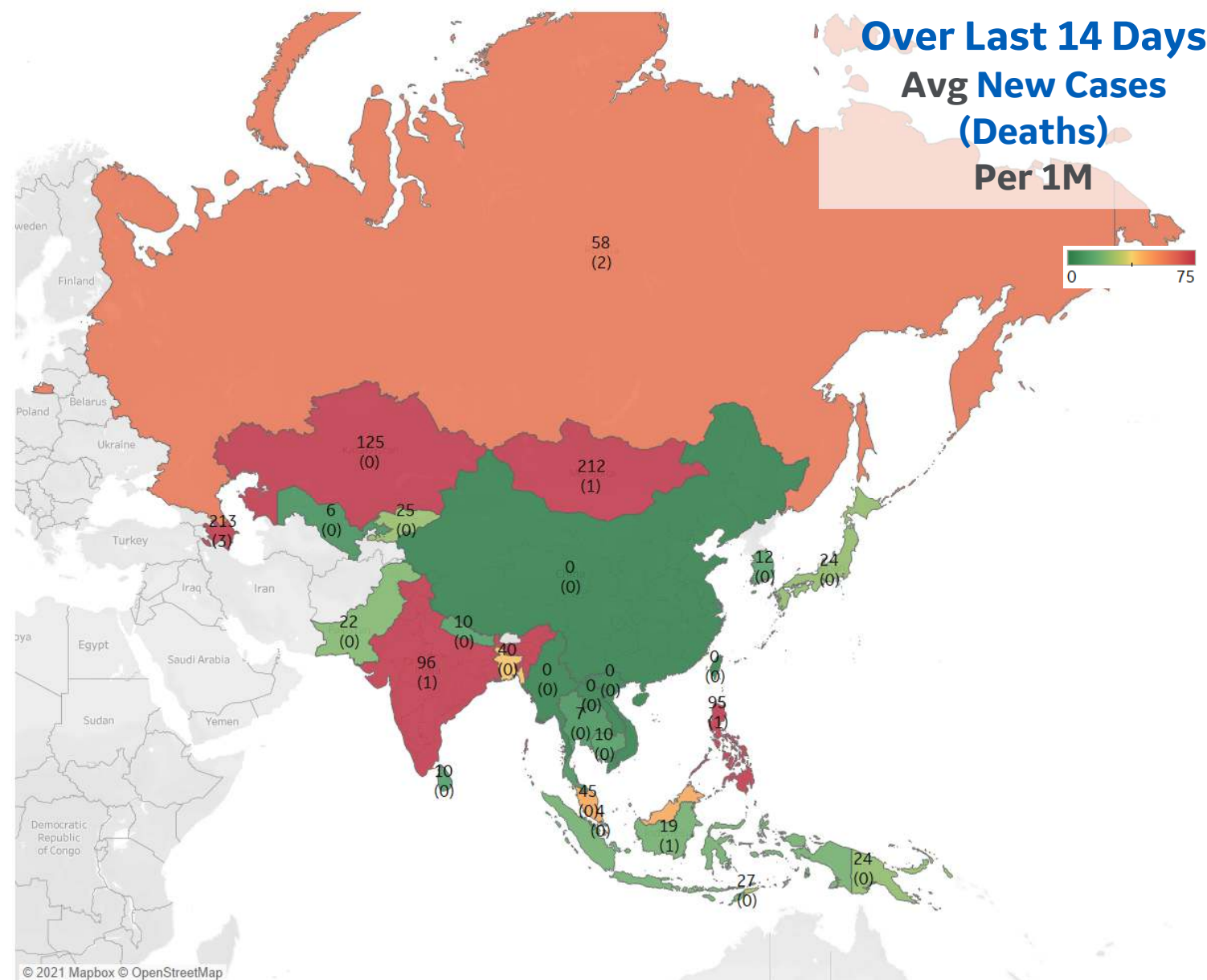
## Der 1M in Region

	Today	Change
Active Cases	547	+5.3%
Confirmed	57 new	+1.0%
Deaths	0.5 new	+0.5%
Recovered	29 new	+0.6%

### Most Daily New Cases / 1M

Azerbaijan	213
Mongolia	212
Kazakhstan	125
India	96
Philippines	95
Russia	58
Malaysia	45
Bangladesh	40
Timor-Leste	27
Kyrgyzstan	25

\* Excludes regions with population < 1M





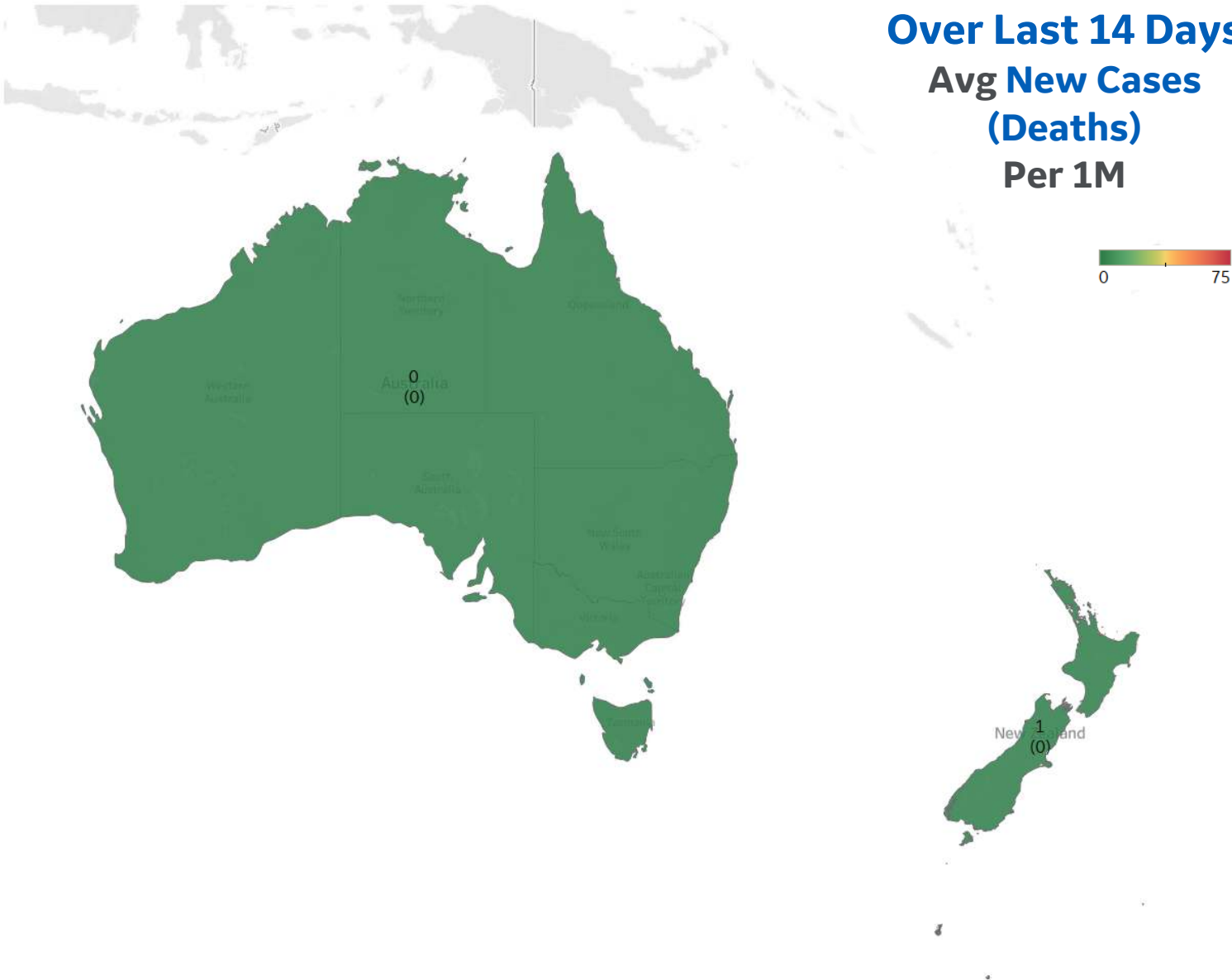


## Per 1M in Region

	Today	Change
Active Cases	178	+0.3%
Confirmed	1 new	+0.1%
Deaths	0 new	+0.0%
Recovered	0 new	+0.0%

## Most Daily New Cases / 1M

New Zealand	1
Australia	0





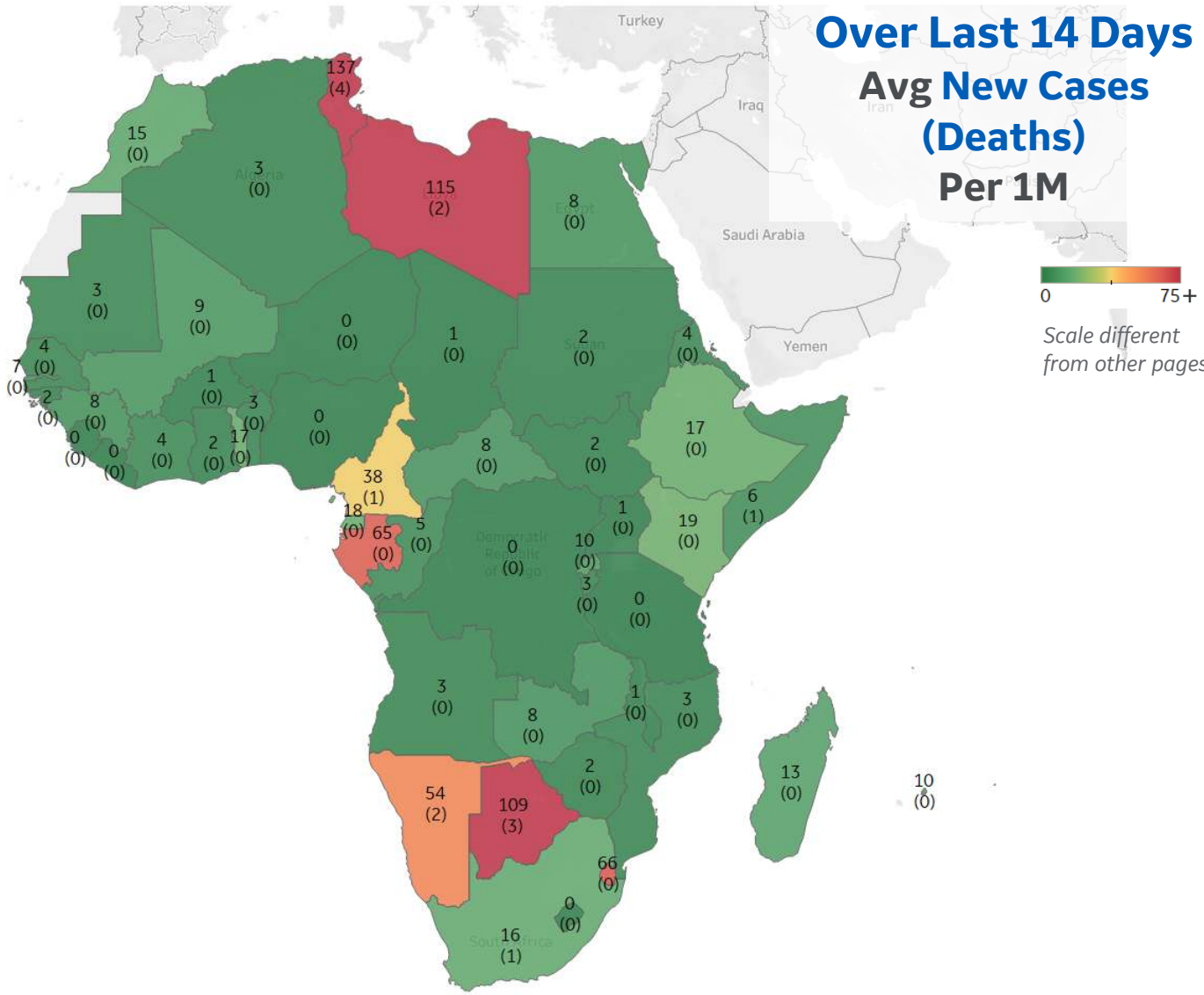
## Per 1M in Region

	Today	Change
Active Cases	265	+1.2%
Confirmed	10 new	+0.3%
Deaths	0.3 new	+0.3%
Recovered	7 new	+0.2%

## Most Daily New Cases / 1M

Tunisia	137
Libya	115
Botswana	109
Eswatini	66
Gabon	65
Namibia	54
Cameroon	38
Kenya	19
Eq. Guinea	18
Ethiopia	17

\* Excludes regions with population < 1M





# Sources



\*\* Per 1M = Per 1 Million Population unless otherwise noted

Worldwide Survival Rate, last 30d calculation =  
[(Total Confirmed – Total Confirmed 30d ago) – (Total Deaths-Total Deaths 30d ago)] / (Total Confirmed – Total Confirmed 30d ago)

**Johns Hopkins Coronavirus Resource Center:**

<https://coronavirus.jhu.edu/map.html>

**Worldometer Coronavirus Reporting:**

<https://www.worldometers.info/coronavirus/>

**Public Health England:**

<https://www.gov.uk/government/publications/covid-19-track-coronavirus-cases>

**US Department of Homeland Security, Homeland Infrastructure Foundation-Level Data:**

<https://hifld-geoplatform.opendata.arcgis.com/datasets/hospitals>

**National Health Commission of the PRC:**

<http://www.nhc.gov.cn/xcs/yqtb/202003/bf66696029ba420098164607240074f8.shtml>

**CDC, Severe Outcomes Among Patients with Coronavirus Disease 2019 (COVID-19):**

<https://www.cdc.gov/mmwr/volumes/69/wr/mm6912e2.htm>

**Italian Department of Civil Protection, COVID Monitoring:**

<http://opendatadpc.maps.arcgis.com/apps/opsdashboard/index.html#/b0c68bce2cce478eaac82fe38d4138b1>

**The COVID Tracking Project:**

<https://covidtracking.com/data/>

**UK Office for National Statistics:**

<https://www.ons.gov.uk/peoplepopulationandcommunity/birthsdeathsandmarriages/deaths/bulletins/deathsregisteredweeklyinenglandandwalesprovisional/weekending24april2020>

**European Centre for Disease Prevention and Control:**

<https://www.ecdc.europa.eu/en/publications-data/download-data-hospital-and-icu-admission-rates-and-current-occupancy-covid-19>

**Secretary of Health, Mexico:**

<https://www.gob.mx/salud/en>

**Canada Regional Data:**

<https://health-infobase.canada.ca/covid-19/epidemiological-summary-covid-19-cases.html#fn1>

**Canada Regional Populations (Q4 2019):**

<https://www150.statcan.gc.ca/t1/tbl1/en/tv.action?pid=1710000901>

**CDC COVID Data Tracker:**

<https://covid.cdc.gov/covid-data-tracker/#vaccinations>

**Oxford COVID-19 Government Response Tracker:**

<https://www.bing.com/search?q=oxford+stringency+index+countries&PC=U316&FORM=CHROMN>