

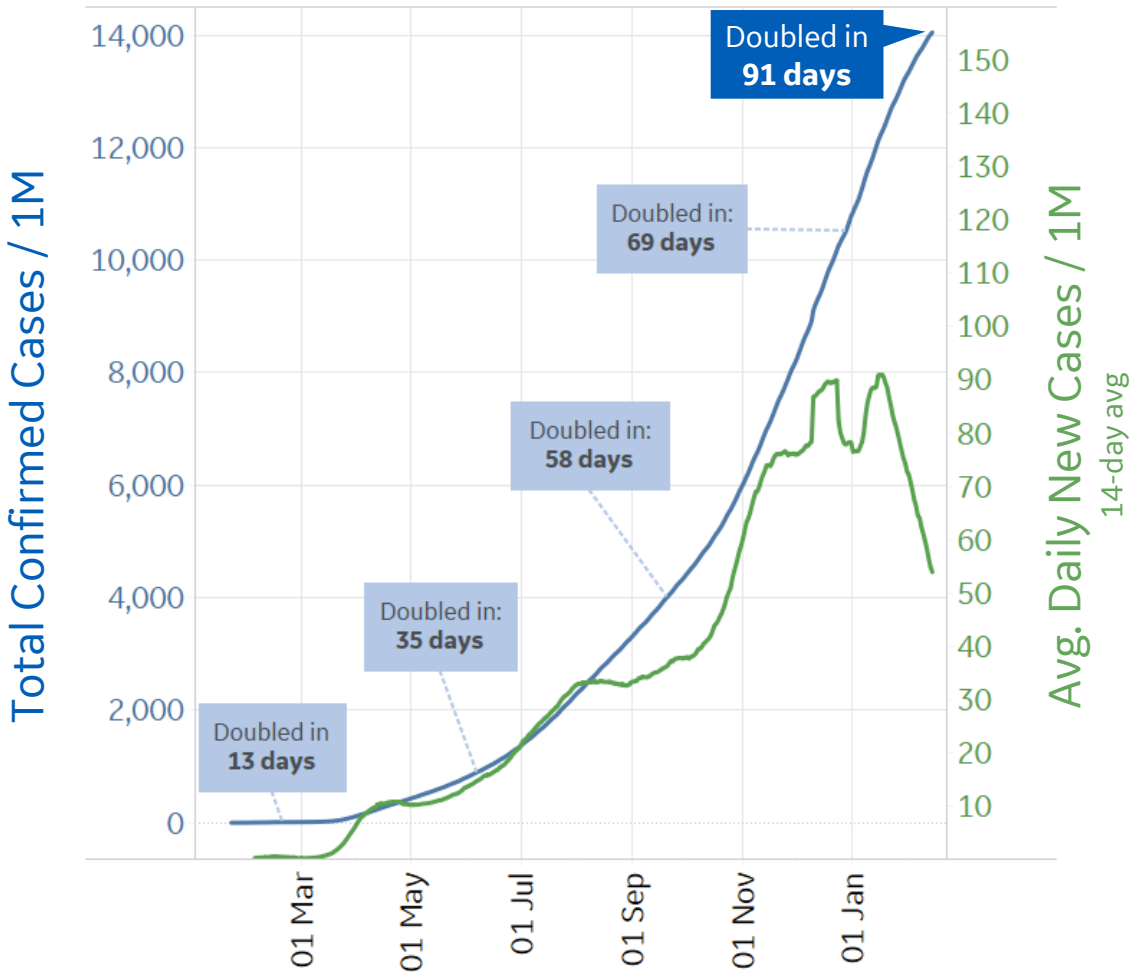


Global Confirmed & Active Cases

Updated 15 Feb 2021, 3:30 GMT

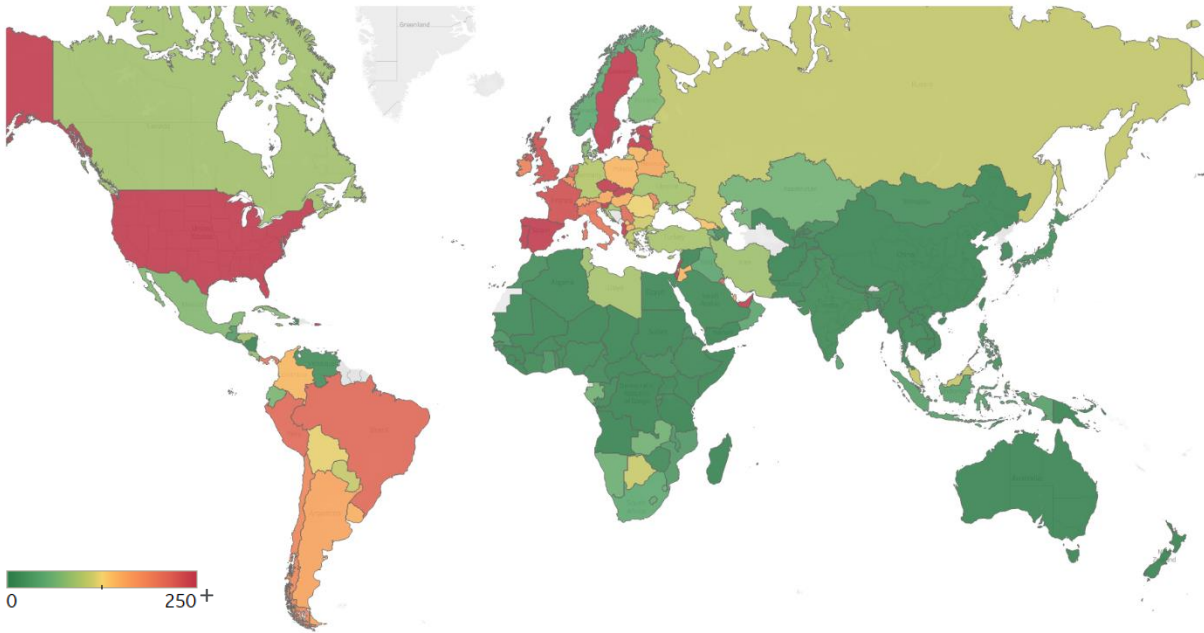
1

Trend since 22 Jan 2020



Avg. Daily New Cases / 1M

Over the last 14 days



Per 1M:	New Today	Change from 30 days ago
Active	5	+13%
Confirmed	36	+16%
Deaths	1	+19%
Recovered	29	+18%
<hr/>		
	To Date	Last 30 Days
Worldwide Survival Rate	97.8%	97.4%

Worldwide Survival Rate = (Confirmed - Deaths) / (Confirmed) in a given time period

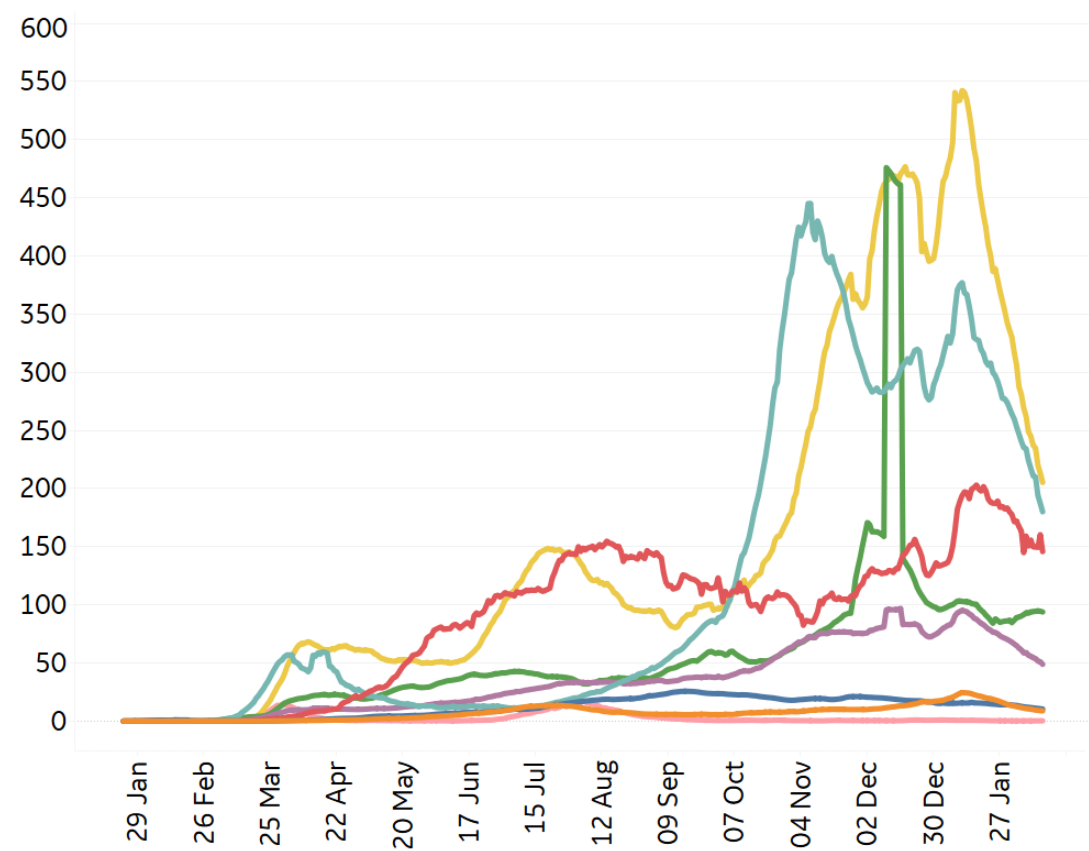


New Confirmed Cases & New Deaths

Key **World** **North America** **Europe** **Middle East** **Cent & South America** **Asia** **Africa** **Oceania**

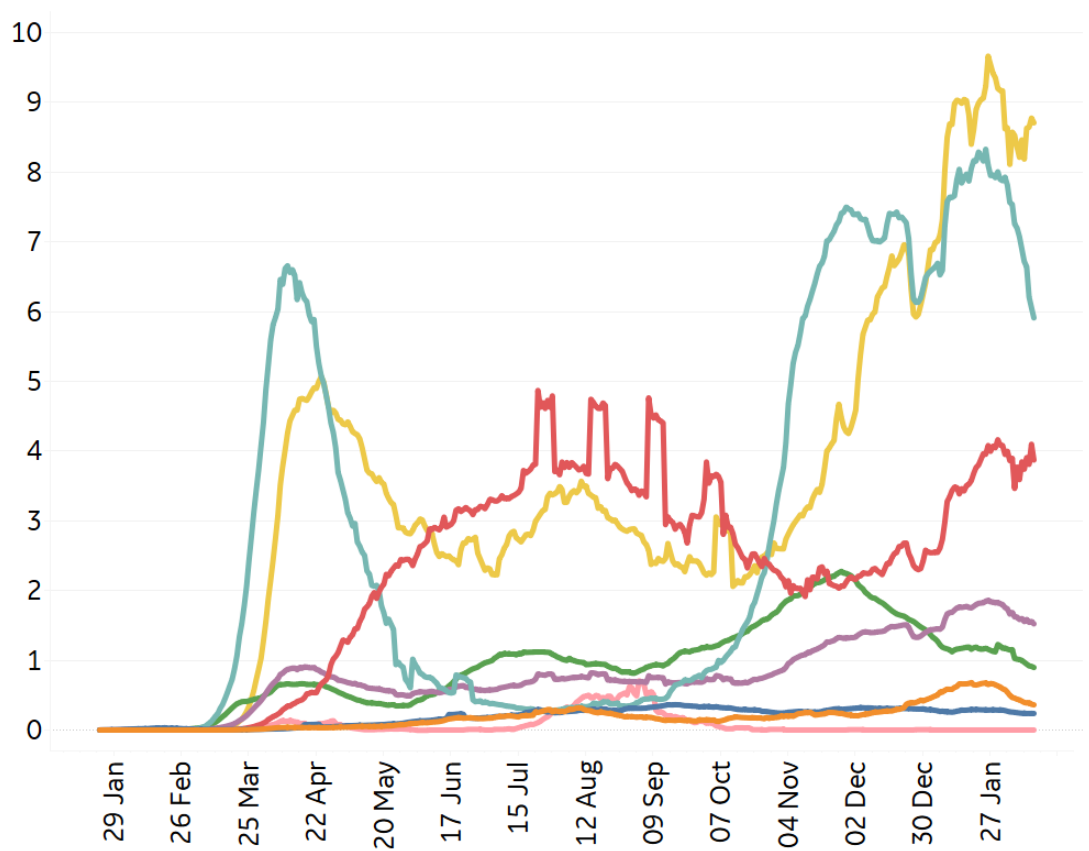
New Confirmed Cases / 1M

7-day rolling average



New Deaths / 1M

7-day rolling average



*Large jump in Middle East confirmed cases due to batched reporting of 823,225 new cases in **Turkey** on 10 Dec



Top 50 Countries: Per 1M

Updated 15 Feb 2021, 3:30 GMT 3

1 - 25	Average over last 7 days		Total Since 22 Jan			Change from 14d Ago [*] in 14 day avg of daily new	
	New Confirmed	New Deaths	Total Confirmed	Total Recovered	Total Deaths	Confirmed	Deaths
Belgium	161	3	63,732	N/A**	1,869	-9%	-13%
Slovenia	397	6	86,331	78,321	1,788	-25%	-34%
UK	195	10	59,658	N/A**	1,729	-48%	-35%
Czechia	707	12	101,598	90,242	1,694	8%	-7%
Italy	201	5	45,018	36,809	1,548	-2%	-20%
Portugal	285	16	77,060	65,248	1,503	-62%	-22%
Bos. and Herz.	86	5	38,223	31,741	1,488	-13%	-25%
US	273	9	83,505	N/A**	1,466	-35%	-3%
North Macedo..	155	4	46,584	42,072	1,435	16%	-12%
Hungary	162	9	40,108	30,659	1,419	26%	0%
Bulgaria	122	6	33,055	28,340	1,385	58%	3%
Spain	348	10	65,363	3,216	1,385	-36%	28%
Peru	211	6	37,465	34,496	1,325	25%	19%
Panama	168	5	76,987	72,260	1,306	-47%	-24%
Croatia	78	5	57,891	56,036	1,295	-30%	-29%
France	157	4	53,129	3,753	1,240	-26%	-18%
Sweden	288	4	60,243	N/A**	1,231	-5%	-34%
EU	189	6	47,178	23,980	1,151	-25%	-12%
Colombia	106	5	43,139	40,948	1,132	-46%	-32%
Switzerland	146	3	62,478	36,697	1,128	-26%	-45%
Brazil	208	5	46,267	41,236	1,126	-12%	1%
Argentina	144	3	44,823	40,427	1,112	-23%	-12%
Lithuania	64	3	69,056	52,277	1,098	-56%	-50%
Poland	146	6	41,984	35,460	1,078	-3%	-5%
Slovakia	338	16	50,596	46,761	1,065	-1%	0%

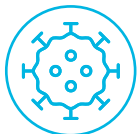
26 - 50	Average over last 7 days		Total Since 22 Jan			Change from 14d Ago [*] in 14 day avg of daily new	
	New Confirmed	New Deaths	Total Confirmed	Total Recovered	Total Deaths	Confirmed	Deaths
Armenia	52	1	57,088	54,337	1,060	-12%	-31%
Chile	182	4	40,605	38,383	1,022	-14%	12%
Romania	124	4	39,608	36,811	1,007	-5%	-7%
Austria	153	3	48,131	45,656	912	-7%	-23%
Moldova	199	4	42,188	39,025	905	49%	13%
Netherlands	199	4	60,902	N/A**	872	-23%	-17%
Georgia	127	2	66,570	64,698	840	-28%	-29%
Kosovo	164	2	34,577	29,928	835	-18%	-52%
Ireland	174	8	42,445	4,732	800	-45%	-8%
Latvia	372	8	40,667	34,485	769	-1%	18%
Israel	533	4	83,690	76,683	622	-12%	-25%
Lebanon	402	8	49,686	35,059	585	-21%	-23%
Albania	384	5	32,342	19,725	540	43%	70%
Costa Rica	77	1	39,101	31,594	533	-35%	-41%
Serbia	213	2	48,170	N/A**	484	13%	-22%
Jordan	169	1	34,034	32,059	437	65%	-19%
West Bank an..	156	2	36,682	34,246	423	25%	-13%
Denmark	68	2	35,401	34,023	396	-37%	-52%
Estonia	483	4	39,513	31,154	373	15%	-19%
Turkey	93	1	30,664	29,350	326	20%	-26%
Bahrain	454	2	66,257	61,805	237	78%	87%
Kuwait	224	1	41,611	38,875	235	66%	267%
UAE	322	1	35,264	33,552	103	-10%	56%
Qatar	156	0	54,579	51,479	89	46%	250%
Total World	49	2	14,046	7,882	310	-26%	-14%

*Change from 14d ago:
Compares 14d-avgs. of Daily New Cases/Deaths
today with 14d-avgs. from 14d ago

Total confirmed cases per million exceed 14,000 **Globally**

Top 50 countries selected by Cases / 1M
Sorted by Total Deaths / 1M
Excluded countries with population < 1M

N/A** due to inconsistent reporting of Recovered Cases



Top 50 Countries: Raw Volume

Updated 15 Feb 2021, 3:30 GMT

4

1 - 25

	Average over last 7 days		Total Since 22 Jan			Change from 14d Ago [*] in 14 day avg of daily new	
	New Confirmed	New Deaths	Total Confirmed	Total Recovered	Total Deaths	Confirmed	Deaths
EU	83,960	2,701	21,005,836	10,677,237	512,574	-25%	-12%
US	90,416	3,118	27,640,282	N/A**	485,336	-35%	-3%
Brazil	44,268	1,102	9,834,513	8,765,048	239,245	-12%	1%
Mexico	8,664	1,144	1,992,794	1,548,174	174,207	-42%	-12%
India	11,199	93	10,916,589	10,621,220	155,732	-14%	-32%
UK	13,249	672	4,049,920	N/A**	117,387	-48%	-35%
Italy	12,163	329	2,721,879	2,225,519	93,577	-2%	-20%
France	10,272	264	3,467,884	244,962	80,961	-26%	-18%
Russia	14,721	485	4,026,506	3,553,326	78,825	-22%	-9%
Germany	7,153	486	2,341,744	2,136,933	65,107	-34%	-23%
Spain	16,292	480	3,056,035	150,376	64,747	-36%	28%
Iran	7,404	68	1,518,263	1,298,023	58,945	14%	-15%
Colombia	5,403	230	2,195,039	2,083,551	57,605	-46%	-32%
Argentina	6,493	152	2,025,798	1,827,118	50,236	-23%	-12%
South Africa	2,239	230	1,491,807	1,388,321	47,899	-67%	-47%
Peru	6,943	199	1,235,298	1,137,412	43,703	25%	19%
Poland	5,529	246	1,588,955	1,342,031	40,807	-3%	-5%
Indonesia	8,519	232	1,217,468	1,025,273	33,183	-18%	-21%
Turkey	7,818	96	2,586,183	2,475,329	27,471	20%	-26%
Ukraine	3,979	115	1,316,520	1,154,076	25,631	-13%	-15%
Belgium	1,860	39	738,631	N/A**	21,662	-9%	-13%
Canada	3,087	72	830,612	771,956	21,261	-33%	-37%
Chile	3,475	81	776,209	733,731	19,541	-14%	12%
Romania	2,378	69	761,963	708,151	19,366	-5%	-7%
Czechia	7,576	130	1,088,009	966,399	18,143	8%	-7%

26 - 50

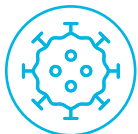
	Average over last 7 days		Total Since 22 Jan			Change from 14d Ago [*] in 14 day avg of daily new	
	New Confirmed	New Deaths	Total Confirmed	Total Recovered	Total Deaths	Confirmed	Deaths
Ecuador	1,277	44	267,223	230,377	15,321	-15%	-14%
Portugal	2,906	166	785,756	665,316	15,321	-62%	-22%
Netherlands	3,403	60	1,043,541	N/A**	14,936	-23%	-17%
Hungary	1,567	88	387,462	296,173	13,706	26%	0%
Iraq	2,186	8	643,852	607,059	13,179	112%	28%
Sweden	2,907	45	608,411	N/A**	12,428	-5%	-34%
Pakistan	1,224	44	564,077	525,997	12,333	-30%	-5%
Philippines	1,695	48	549,176	511,743	11,515	-6%	-10%
Switzerland	1,265	22	540,727	317,600	9,765	-26%	-45%
Morocco	446	12	478,474	458,852	8,477	-36%	-39%
Bangladesh	361	10	540,592	487,229	8,274	-27%	-33%
Austria	1,378	28	433,487	411,199	8,211	-7%	-23%
Japan	1,484	77	416,154	382,730	6,966	-56%	-16%
Saudi Arabia	351	4	372,732	363,585	6,433	48%	12%
Slovakia	1,844	88	276,234	255,300	5,812	-1%	0%
Panama	727	22	332,179	311,783	5,636	-47%	-24%
Israel	4,611	38	724,380	663,732	5,388	-12%	-25%
Jordan	1,728	11	347,250	327,099	4,455	65%	-19%
Serbia	1,857	15	420,879	N/A**	4,230	13%	-22%
Lebanon	2,745	54	339,129	239,293	3,993	-21%	-23%
Georgia	505	10	265,557	258,093	3,352	-28%	-29%
Nepal	113	2	272,718	269,060	2,054	-52%	-64%
Belarus	1,428	9	268,687	258,202	1,849	-11%	-4%
UAE	3,182	13	348,772	331,839	1,014	-10%	56%
Total World	378,610	11,794	108,812,804	61,061,516	2,399,793	-26%	-14%

^{*}Change from 14d ago:
Compares 14d-avgs. of Daily New Cases/Deaths
today with 14d-avgs. from 14d ago

The **US, Brazil, Mexico, India, and the UK** are the only 5 countries
to report over 100K total deaths, to date

Top 50 countries selected by Total Cases
Sorted by Raw Total Deaths
Excluded countries with population < 1M

N/A** due to inconsistent reporting of Recovered Cases



United States: Per 1M



1 - 25

	Average over last 7 days		Total Since 22 Jan			Change from 14d Ago* in 14 day avg of daily new	
	New Confirmed	New Deaths	Total Confirmed	Total Recovered	Total Deaths	Confirmed	Deaths
New Jersey	383	7	83,987	8,120	2,528	-29%	-7%
New York	438	8	79,156	7,096	2,359	-32%	-15%
Massachusetts	287	10	80,925	65,831	2,246	-37%	-2%
Mississippi	276	9	96,580	85,056	2,171	-45%	-20%
Rhode Island	395	11	114,051	7,076	2,162	-36%	-9%
South Dakota	175	6	124,698	120,270	2,084	-24%	-46%
Connecticut	319	7	74,983	2,749	2,070	-35%	-26%
Arizona	326	18	109,534	15,339	2,058	-54%	0%
Louisiana	248	5	90,323	81,886	1,999	-39%	-34%
North Dakota	83	1	129,382	126,504	1,917	-45%	-66%
Alabama	248	21	98,085	53,969	1,885	-43%	-1%
Indiana	194	8	96,384	62,691	1,808	-39%	26%
Pennsylvania	266	7	70,067	60,642	1,802	-32%	-39%
Illinois	178	4	91,712	N/A	1,746	-38%	-28%
Arkansas	298	9	103,727	98,101	1,745	-26%	-29%
New Mexico	205	9	86,116	57,254	1,683	-38%	-30%
Iowa	211	6	104,358	95,647	1,660	-31%	-42%
Michigan	118	4	62,978	51,867	1,614	-34%	-31%
Tennessee	268	10	110,909	105,810	1,601	-31%	2%
S. Carolina	580	10	94,644	42,480	1,553	-20%	19%
Nevada	200	9	93,615	N/A	1,529	-40%	-11%
Georgia	320	10	90,864	N/A	1,495	-41%	-12%
Kansas	223	12	99,020	2,079	1,486	-38%	102%
Texas	347	10	88,470	76,966	1,423	-24%	-6%
Ohio	234	57	80,361	73,506	1,398	-37%	430%

26 - 51

	Average over last 7 days		Total Since 22 Jan			Change from 14d Ago* in 14 day avg of daily new	
	New Confirmed	New Deaths	Total Confirmed	Total Recovered	Total Deaths	Confirmed	Deaths
DC	179	5	55,144	39,216	1,387	-32%	5%
Florida	329	7	85,082	N/A	1,340	-29%	-2%
Delaware	353	6	85,239	N/A	1,318	-37%	-21%
Missouri	126	7	79,404	N/A	1,266	-41%	34%
Maryland	173	5	61,363	1,583	1,249	-41%	-24%
Montana	215	2	91,133	87,322	1,242	-24%	-33%
West Virginia	230	6	71,193	63,363	1,233	-46%	-25%
California	245	10	88,222	N/A	1,191	-48%	-16%
Wisconsin	158	3	104,289	92,393	1,158	-37%	-41%
Minnesota	138	2	83,971	81,481	1,143	-24%	-36%
Wyoming	126	6	91,810	89,357	1,118	-52%	-31%
Nebraska	260	3	101,962	73,569	1,035	-25%	-1%
Oklahoma	346	8	104,510	98,014	1,017	-30%	-15%
Colorado	211	2	71,862	3,808	1,011	-17%	-30%
Idaho	182	3	93,720	50,032	1,009	-33%	-34%
N. Carolina	350	7	78,365	69,646	1,000	-22%	-8%
Kentucky	352	7	87,025	10,269	958	-28%	-13%
New Hampshire	253	3	52,059	48,751	833	-42%	-39%
Virginia	349	4	64,437	5,037	822	-31%	-25%
Washington	148	4	43,080	N/A	614	-24%	2%
Utah	298	3	112,695	104,244	560	-36%	-25%
Oregon	107	4	35,631	N/A	507	-15%	15%
Maine	139	1	31,639	9,407	483	-44%	-25%
Alaska	224	1	77,104	N/A	385	-15%	-39%
Vermont	178	1	21,919	17,082	303	-10%	36%
Hawaii	38	1	19,110	N/A	300	-33%	-82%

*Change from 14d ago:
Compares 14d-avgs. of Daily New Cases/Deaths
today with 14d-avgs. from 14d ago

Compared to 14 days ago, average daily new cases are trending down in **every state**

Sorted by Total Deaths / 1M

N/As due to states revising and updating case counts



United States: Raw Volume



1 - 25

	Average over last 7 days		Total Since 22 Jan			Change from 14d Ago* in 14 day avg of daily new	
	New Confirmed	New Deaths	Total Confirmed	Total Recovered	Total Deaths	Confirmed	Deaths
California	9,694	415	3,485,841	N/A	47,057	-48%	-16%
New York	8,521	149	1,539,870	138,050	45,884	-32%	-15%
Texas	10,057	279	2,565,258	2,231,709	41,273	-24%	-6%
Florida	7,056	155	1,827,373	N/A	28,779	-29%	-2%
Pennsylvania	3,407	93	896,996	776,339	23,065	-32%	-39%
New Jersey	3,403	66	745,987	72,120	22,454	-29%	-7%
Illinois	2,258	55	1,162,154	N/A	22,121	-38%	-28%
Ohio	2,733	670	939,350	859,221	16,346	-37%	430%
Michigan	1,182	38	628,956	517,991	16,119	-34%	-31%
Georgia	3,392	111	964,737	N/A	15,871	-41%	-12%
Massachusetts	1,978	69	557,777	453,740	15,484	-37%	-2%
Arizona	2,376	133	797,270	111,649	14,978	-54%	0%
Indiana	1,309	51	648,875	422,051	12,173	-39%	26%
Tennessee	1,831	66	757,418	722,598	10,933	-31%	2%
N. Carolina	3,671	73	821,894	730,454	10,491	-22%	-8%
Louisiana	1,154	25	419,891	380,673	9,292	-39%	-34%
Alabama	1,215	104	480,931	264,621	9,242	-43%	-1%
S. Carolina	2,989	50	487,293	218,717	7,998	-20%	19%
Missouri	773	46	487,338	N/A	7,771	-41%	34%
Maryland	1,048	29	370,983	9,569	7,554	-41%	-24%
Connecticut	1,138	24	267,337	9,800	7,381	-35%	-26%
Virginia	2,982	33	549,999	42,994	7,012	-31%	-25%
Wisconsin	919	19	607,213	537,955	6,745	-37%	-41%
Mississippi	823	28	287,436	253,140	6,462	-45%	-20%
Minnesota	778	11	473,567	459,525	6,444	-24%	-36%

26 - 51

	Average over last 7 days		Total Since 22 Jan			Change from 14d Ago* in 14 day avg of daily new	
	New Confirmed	New Deaths	Total Confirmed	Total Recovered	Total Deaths	Confirmed	Deaths
Colorado	1,215	13	413,836	21,929	5,824	-17%	-30%
Arkansas	899	27	313,028	296,050	5,265	-26%	-29%
Iowa	667	18	329,258	301,774	5,236	-31%	-42%
Nevada	615	27	288,348	N/A	4,709	-40%	-11%
Washington	1,129	32	328,047	N/A	4,675	-24%	2%
Kansas	650	36	288,475	6,057	4,329	-38%	102%
Kentucky	1,573	33	388,798	45,880	4,282	-28%	-13%
Oklahoma	1,370	30	413,542	387,837	4,024	-30%	-15%
New Mexico	431	19	180,571	120,051	3,529	-38%	-30%
Rhode Island	419	11	120,821	7,496	2,290	-36%	-9%
West Virginia	411	12	127,588	113,555	2,210	-46%	-25%
Oregon	451	16	150,281	N/A	2,137	-15%	15%
Nebraska	502	5	197,236	142,312	2,002	-25%	-1%
South Dakota	155	5	110,315	106,398	1,844	-24%	-46%
Idaho	325	5	167,483	89,410	1,803	-33%	-34%
Utah	955	8	361,294	334,201	1,794	-36%	-25%
North Dakota	63	1	98,597	96,404	1,461	-45%	-66%
Montana	230	2	97,401	93,328	1,327	-24%	-33%
Delaware	344	6	83,003	N/A	1,283	-37%	-21%
New Hampshire	344	4	70,785	66,287	1,133	-42%	-39%
DC	126	4	38,918	27,677	979	-32%	5%
Maine	187	2	42,529	12,645	649	-44%	-25%
Wyoming	73	3	53,136	51,716	647	-52%	-31%
Hawaii	53	1	27,058	N/A	425	-33%	-82%
Alaska	164	0	56,405	N/A	282	-15%	-39%
Vermont	111	1	13,677	10,659	189	-10%	36%

*Change from 14d ago:
Compares 14d-avgs. of Daily New Cases/Deaths
today with 14d-avgs. from 14d ago

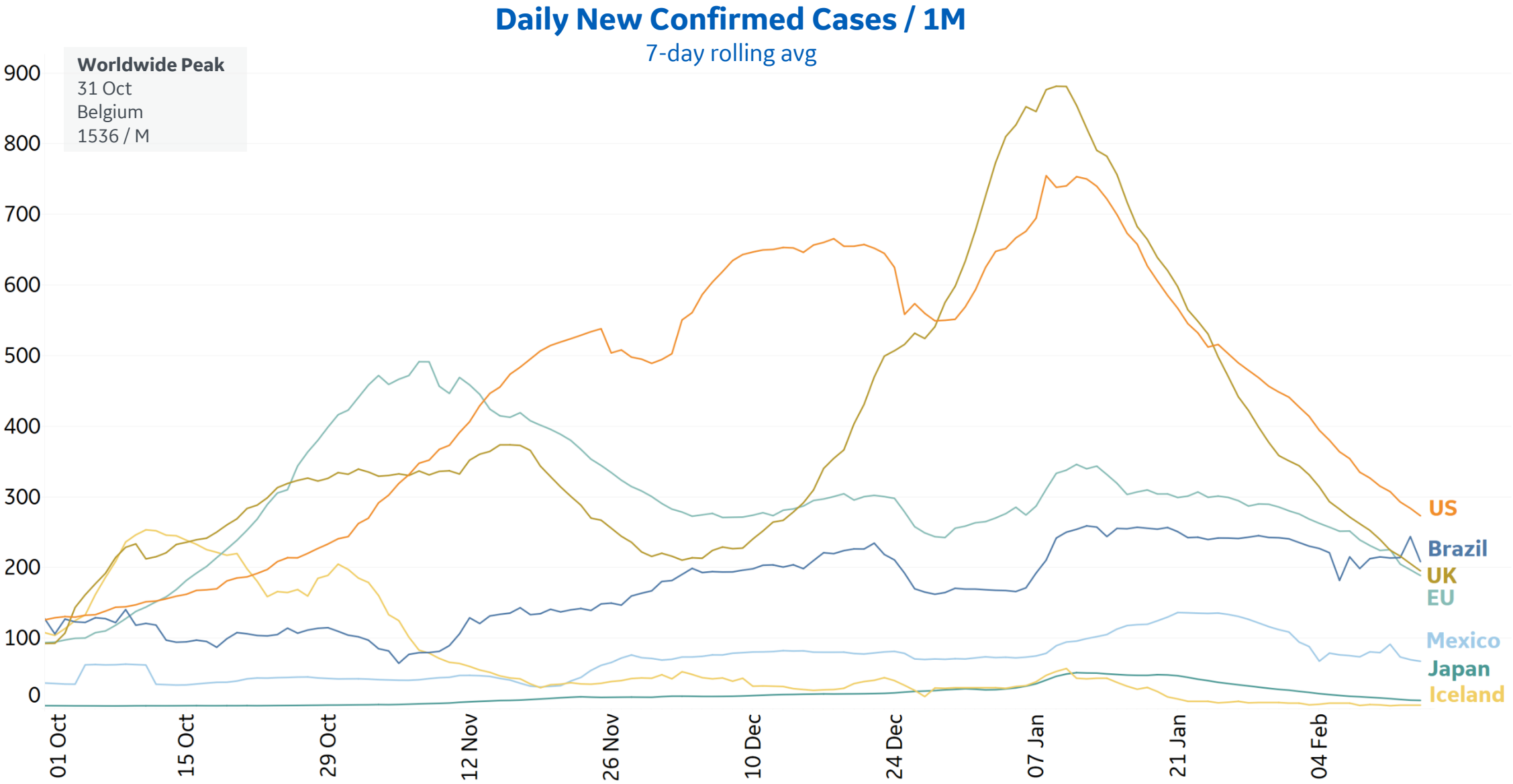
Wisconsin has reported over 600,000 total confirmed cases

Sorted by Raw Total Deaths

N/As due to states revising and updating case counts



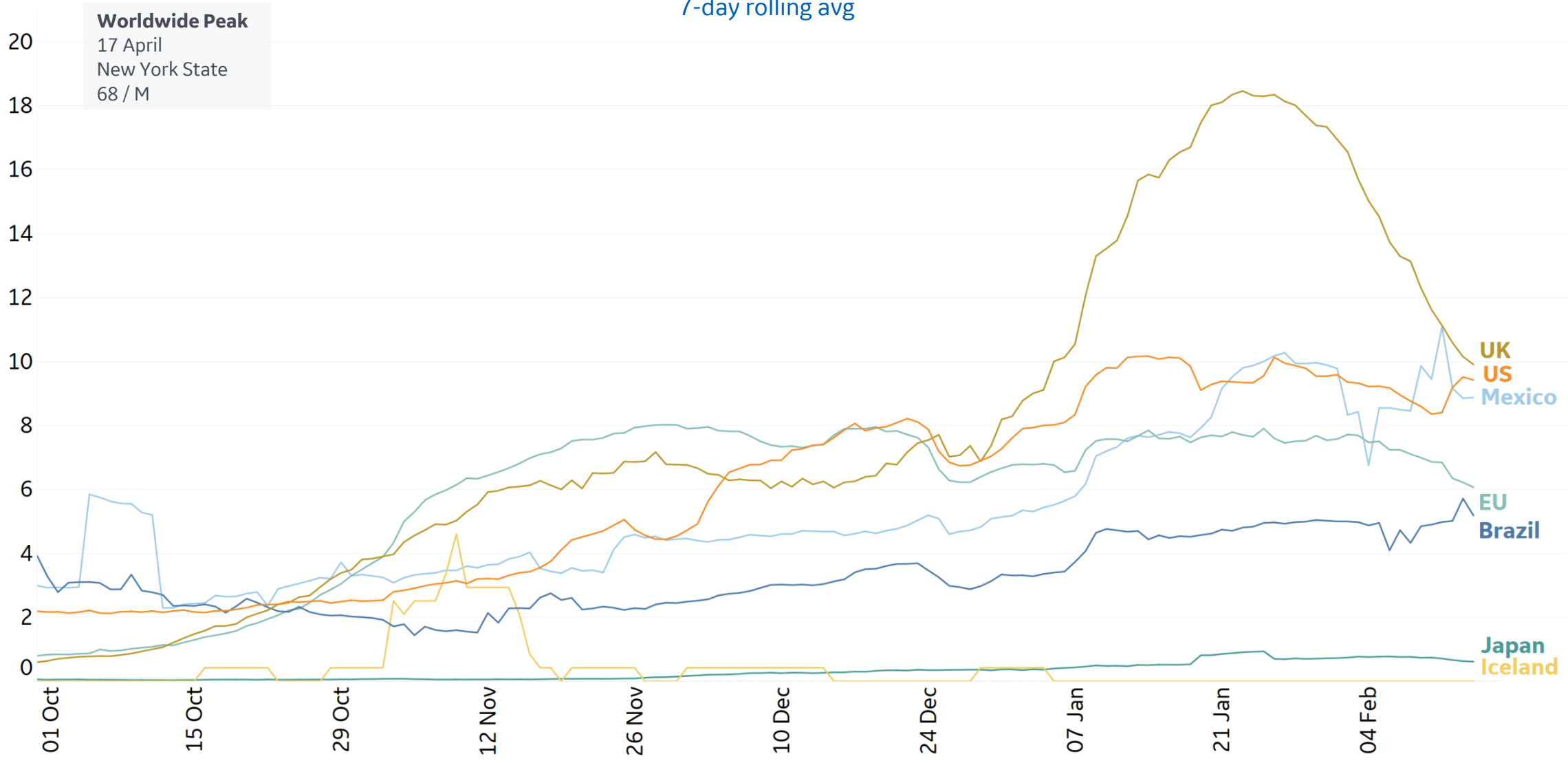
New Confirmed Cases in Select Countries





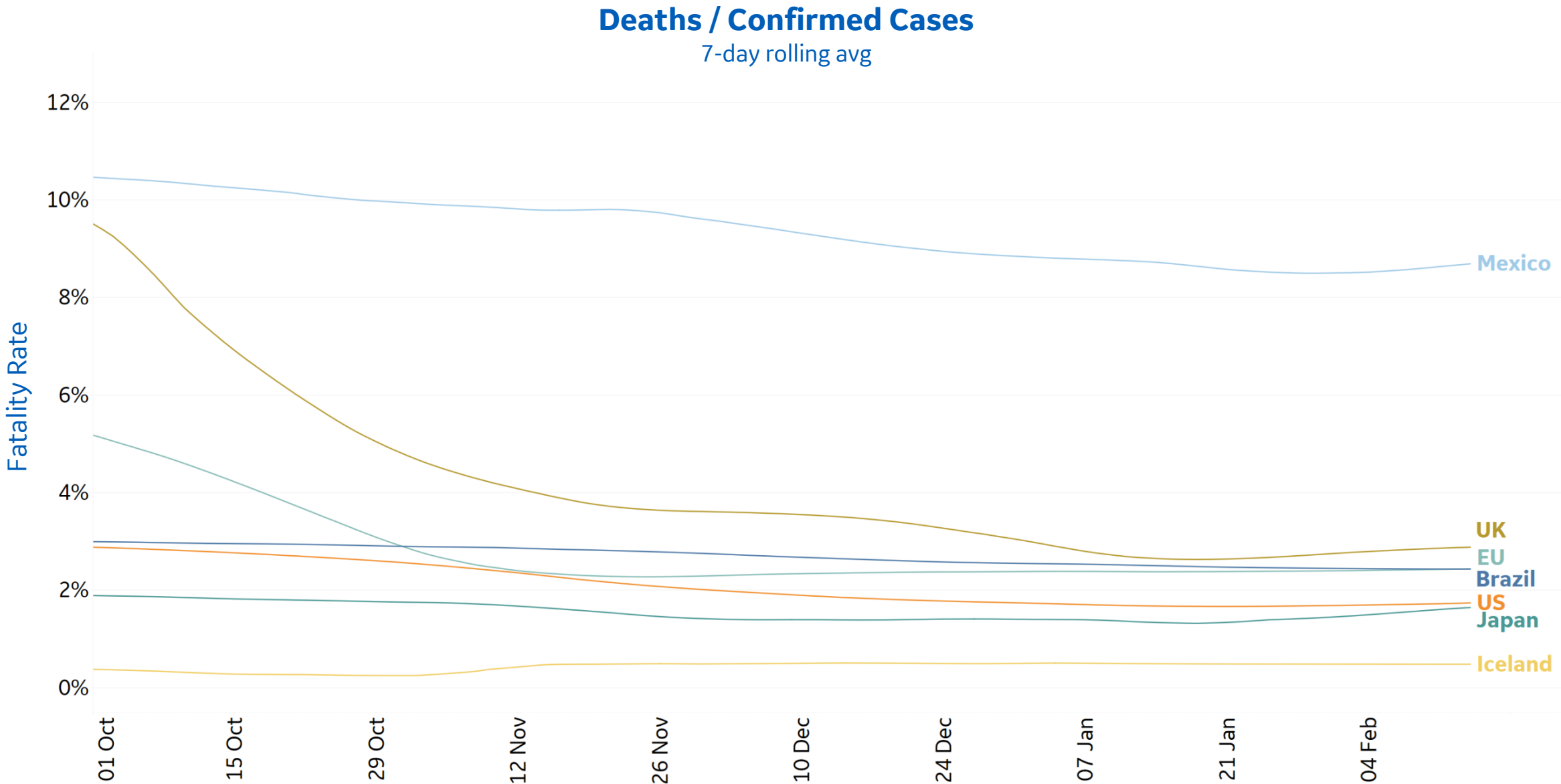
New Deaths in Select Countries

Daily New Deaths / 1M
7-day rolling avg





Fatality Rate in Select Countries

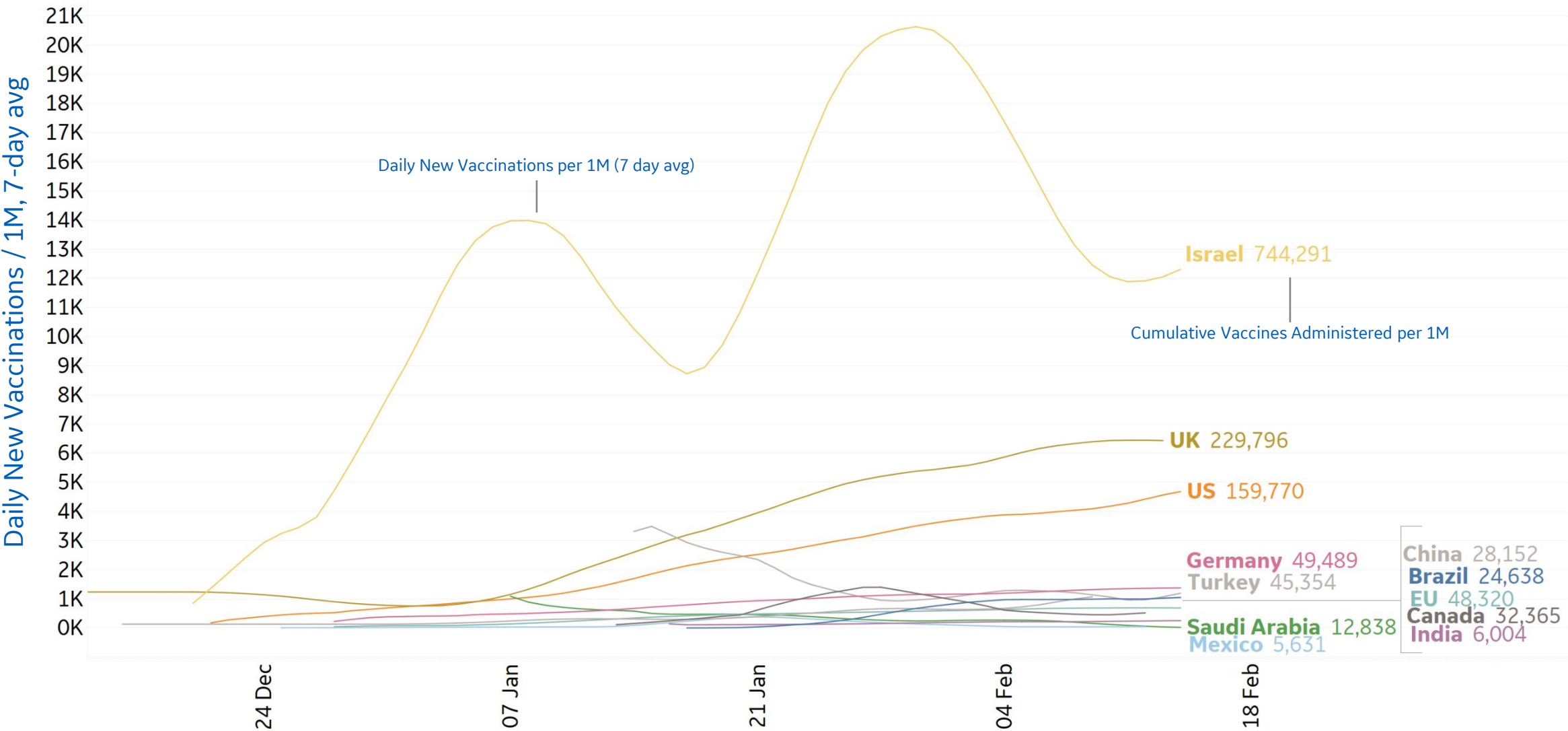


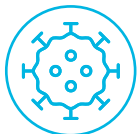


Daily & Total Vaccinations, Select Countries



Select countries with data available





US State Vaccinations to Date



State	% Fully Vaccinated	% Rec'd at Least 1 Dose	Population
Alaska	7.8%	17.3%	731,545
West Virginia	7.7%	13.8%	1,792,147
North Dakota	6.2%	13.0%	762,062
New Mexico	6.1%	13.7%	2,096,829
South Dakota	5.7%	12.4%	884,659
Connecticut	5.4%	13.3%	3,565,287
Vermont	5.4%	11.7%	623,989
Louisiana	5.4%	11.2%	4,648,794
Oklahoma	5.1%	12.1%	3,956,971
Colorado	5.1%	11.0%	5,758,736
Florida	5.0%	11.0%	21,477,737
Michigan	4.9%	11.0%	9,986,857
Wyoming	4.7%	12.4%	578,759
Oregon	4.6%	11.3%	4,217,737
Nebraska	4.6%	10.1%	1,934,408
Montana	4.6%	11.9%	1,068,778
New Hampshire	4.5%	10.8%	1,359,711
Tennessee	4.4%	9.7%	6,829,174
Hawaii	4.4%	11.5%	1,415,872
Arkansas	4.3%	11.2%	3,017,804
New York	4.3%	10.3%	19,453,561
North Carolina	4.3%	11.1%	10,488,084
Indiana	4.3%	11.4%	6,732,219
Kentucky	4.2%	10.9%	4,467,673
Rhode Island	4.1%	9.2%	1,059,361

4.0%

Total US population
fully vaccinated
(**39,745** per million)

10.8%

Total US population
having received
at least 1 dose
(**108,310** per million)

Fully vaccinated people are persons who
have received all doses required per vaccine

State	% Fully Vaccinated	% Rec'd at Least 1 Dose	Population
Wisconsin	4.0%	12.2%	5,822,434
Texas	4.0%	10.2%	28,995,881
Minnesota	4.0%	11.4%	5,639,632
New Jersey	4.0%	11.2%	8,882,190
Mississippi	3.8%	10.5%	2,976,149
Ohio	3.8%	10.6%	11,689,100
Maryland	3.8%	10.2%	6,045,680
Massachusetts	3.8%	11.9%	6,892,503
Virginia	3.8%	11.8%	8,535,519
Washington	3.7%	11.4%	7,614,893
Maine	3.7%	10.5%	1,344,212
Missouri	3.7%	10.0%	6,137,428
Iowa	3.7%	10.6%	3,155,070
Georgia	3.6%	9.7%	10,617,423
Pennsylvania	3.5%	10.6%	12,801,989
Kansas	3.4%	9.9%	2,913,314
Arizona	3.4%	11.5%	7,278,717
Utah	3.3%	9.6%	3,205,958
California	3.3%	11.4%	39,512,223
South Carolina	3.3%	10.2%	5,148,714
Nevada	3.2%	10.6%	3,080,156
Delaware	3.2%	11.8%	973,764
Idaho	3.2%	9.8%	1,787,065
Illinois	3.2%	11.2%	12,671,821
Alabama	2.8%	9.7%	4,903,185

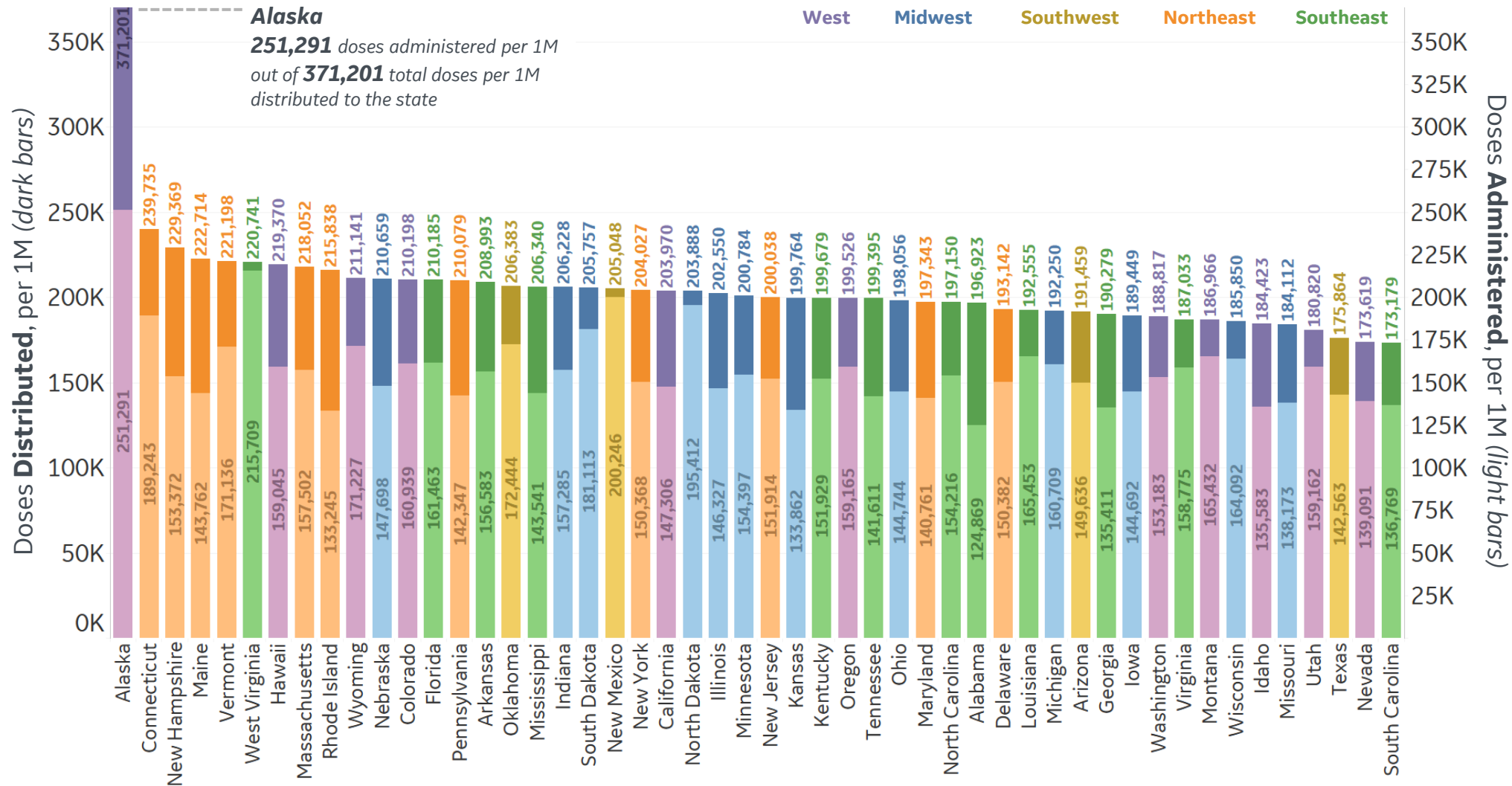


Feature: US Vaccinations

Total doses **Distributed** and **Administered** per 1M

Data thru 14 Feb

In US thru 14 Feb...



76%

of distributed doses administered,
an 11-percentage point increase
since 2 Feb

65,287,200

Total doses **Distributed**
(197,241 per million)

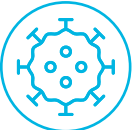
49,623,161

Total doses **Administered**
(149,918 per million)

Vaccine	% Doses Administered
Pfizer-BioNTech	51.6%
Moderna	48.2%
Not Identified	0.2%

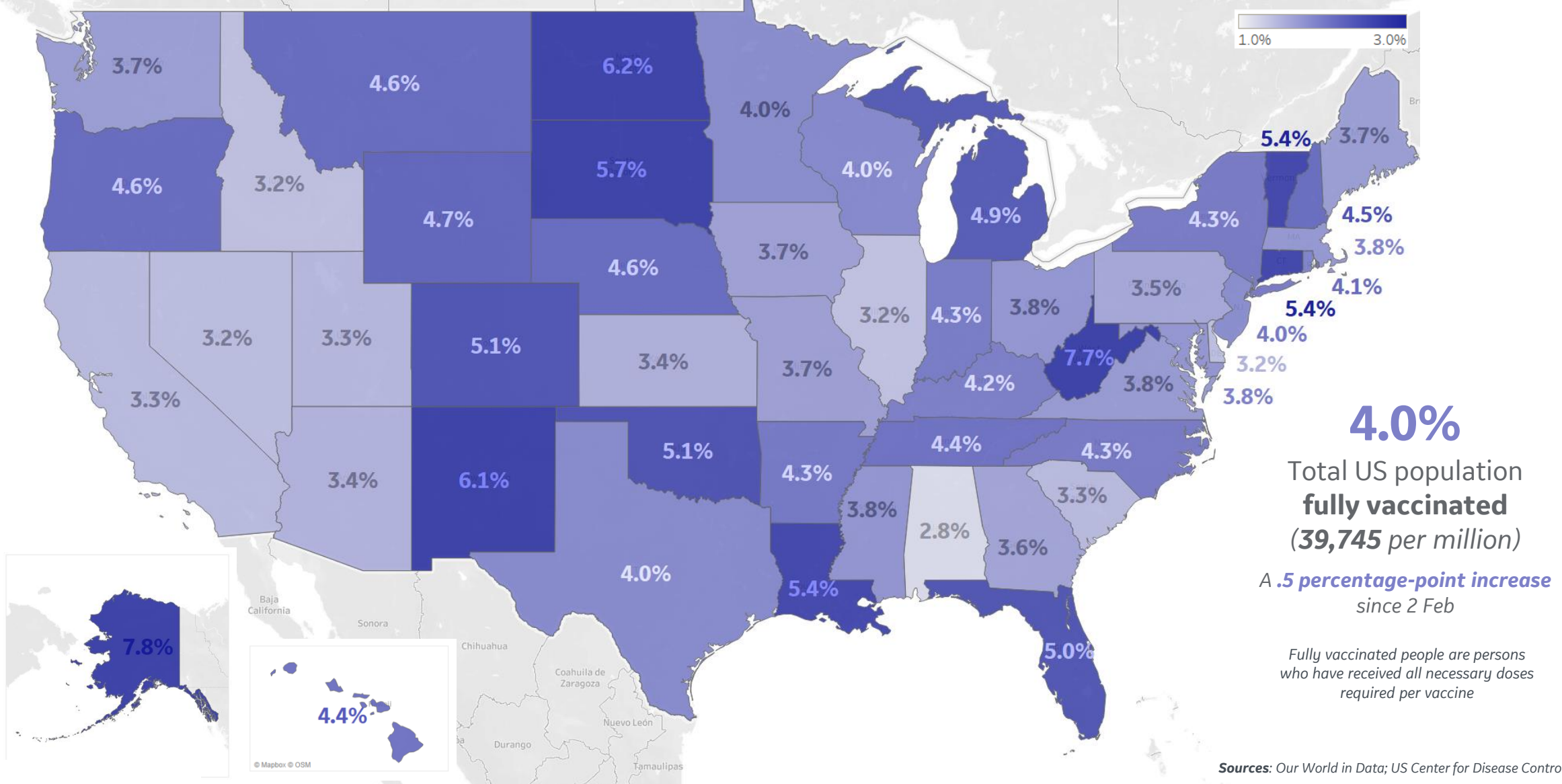
Sources:
State Data; Our World in Data.
US Data; CDC COVID Data Tracker.

Notes on Data Reported:
Total doses distributed includes doses that have been shipped.



Feature: US Vaccinations

Percent of State Populations with Persons **Fully Vaccinated**, thru 14 Feb





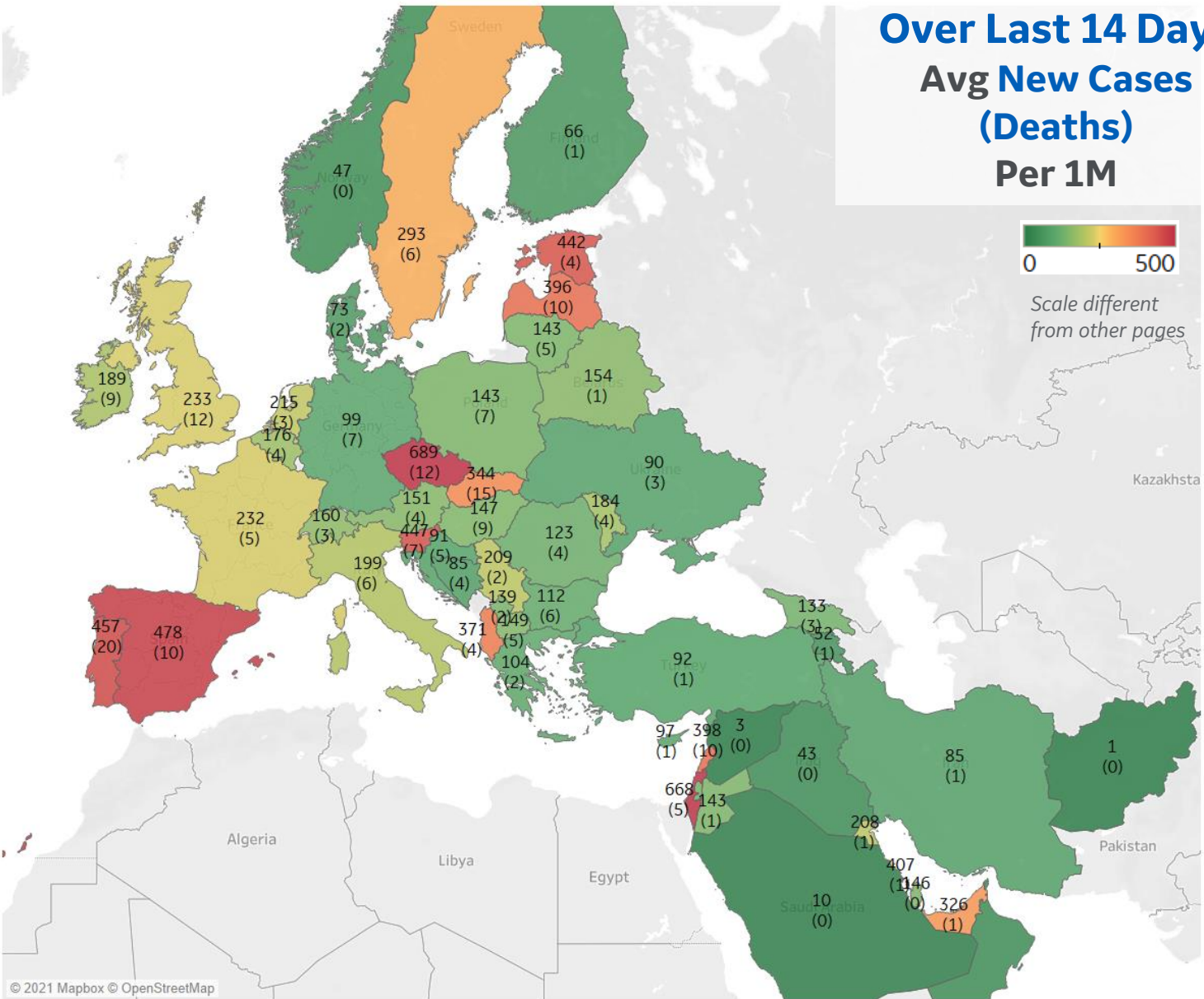
Per 1M in Region

	Today	Change
Active Cases	15,705	+0.0%
Confirmed	96 new	+0.3%
Deaths	2 new	+0.2%
Recovered	94 new	+0.4%

Most Daily New Cases / 1M

Czechia	689
Israel	668
Spain	478
Portugal	457
Slovenia	447
Estonia	442
Bahrain	407
Lebanon	398
Latvia	396
Albania	371

* Excludes regions with population < 1M



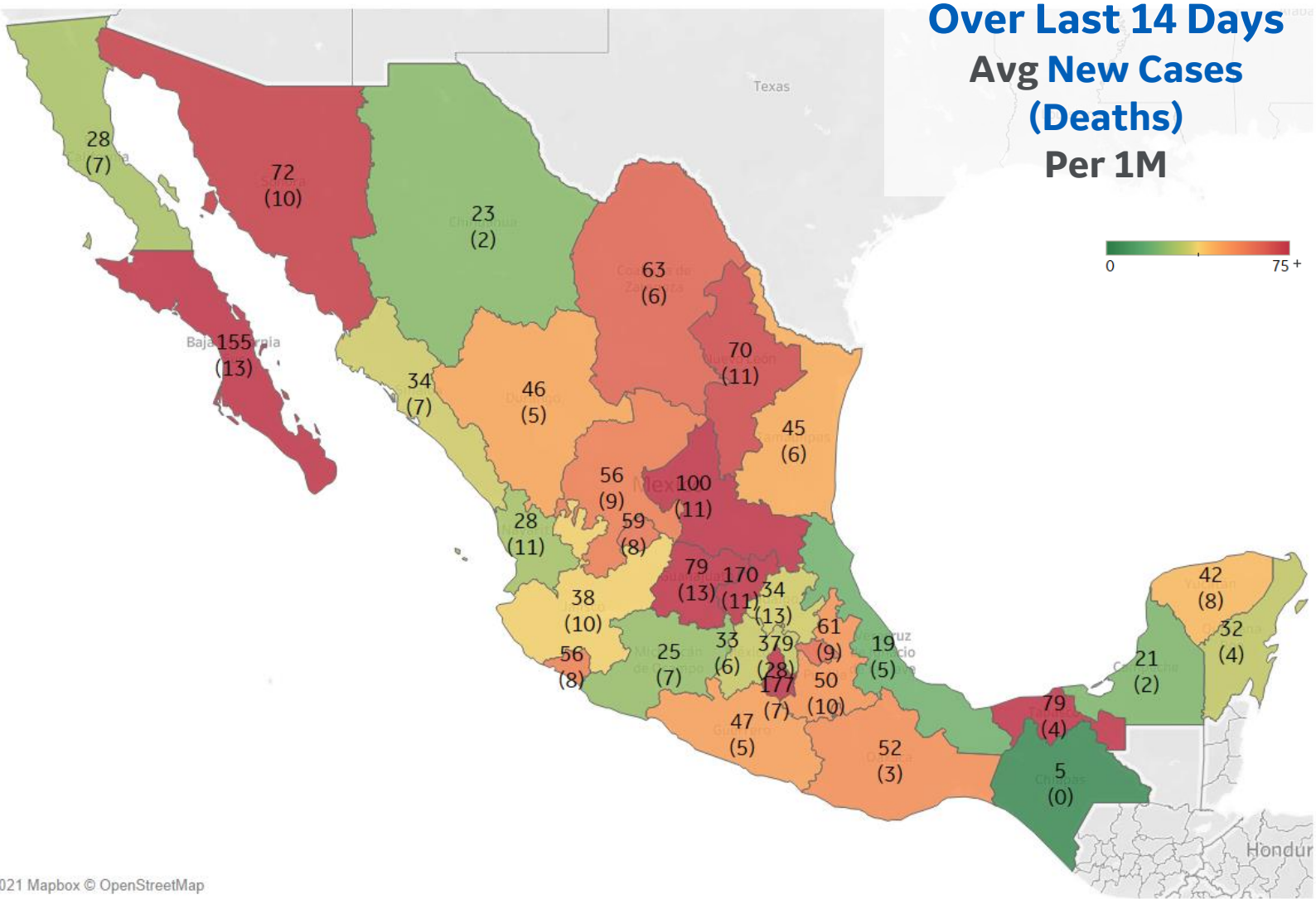


Per 1M in Region

	Today	Change
Active Cases	2,097	-0.6%
Confirmed	32 new	+0.2%
Deaths	3 new	+0.3%
Recovered	41 new	+0.3%

Most Daily New Cases / 1M

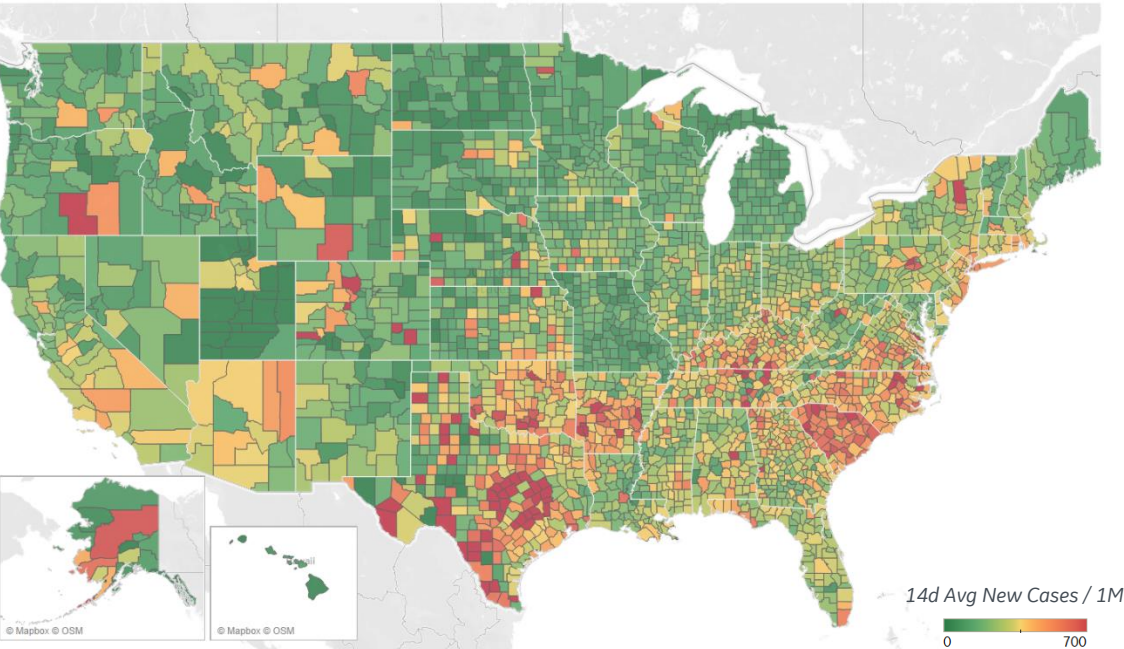
Distrito Federal	379
Morelos	177
Querétaro	170
Baja California Sur	155
San Luis Potosí	100
Guanajuato	79
Tabasco	79
Sonora	72
Nacional	72
Nuevo León	70





US Counties: Recent Cases and Deaths

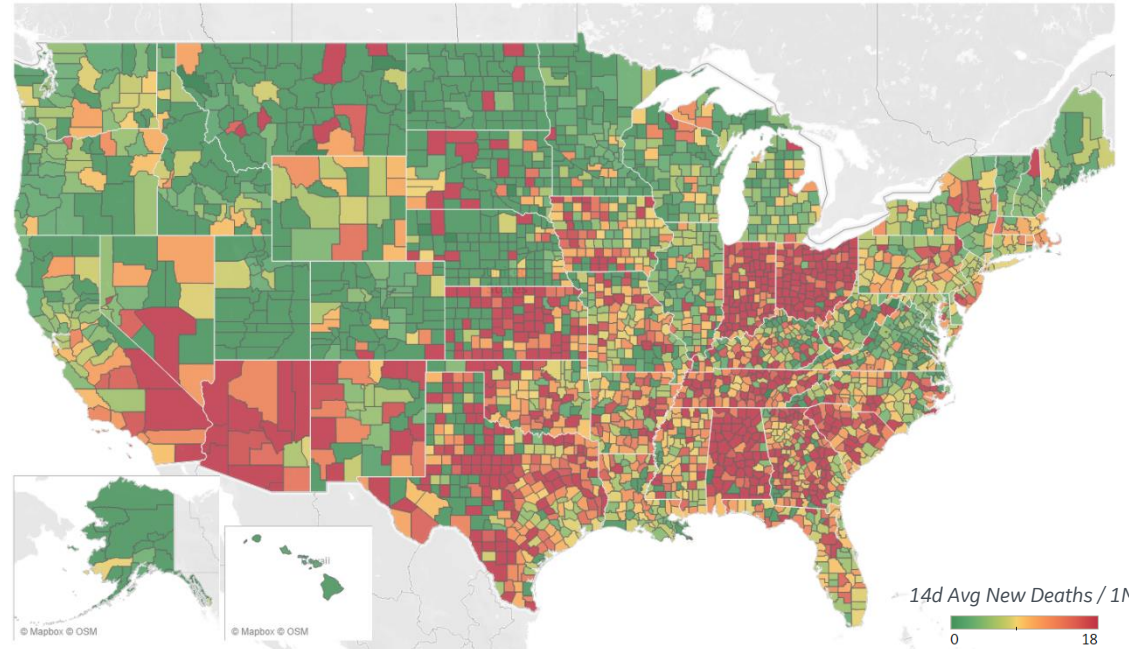
Average New Cases per 1M Over Last 14 Days



Top 10 by New Confirmed Avg New Confirmed Cases / 1M

Spartanburg County, SC	857
Greenville County, SC	697
Lexington County, SC	670
Horry County, SC	669
Chesterfield County, VA	632
Tarrant County, TX	620
Hidalgo County, TX	612
Charleston County, SC	594
York County, SC	583
Clayton County, GA	579

Average New Deaths per 1M Over Last 14 Days



Top 10 by New Deaths Avg New Deaths/ 1M

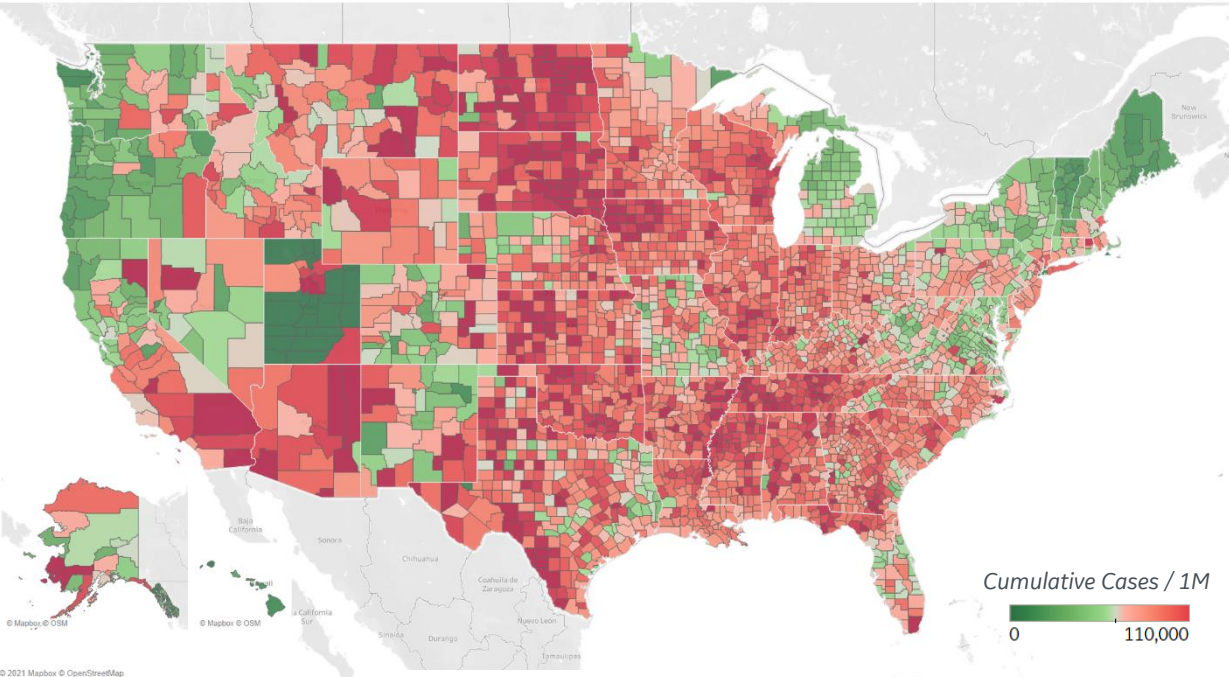
Stark County, OH	63
Montgomery County, OH	55
Hamilton County, OH	39
Butler County, OH	37
Lorain County, OH	29
St. Joseph County, IN	28
Franklin County, OH	25
Cuyahoga County, OH	24
Pima County, AZ	23
Madison County, AL	22

Note: Lists includes counties $\geq 250K$ population



US Counties: Cumulative Cases and Deaths

Confirmed **Cases** per 1M to date

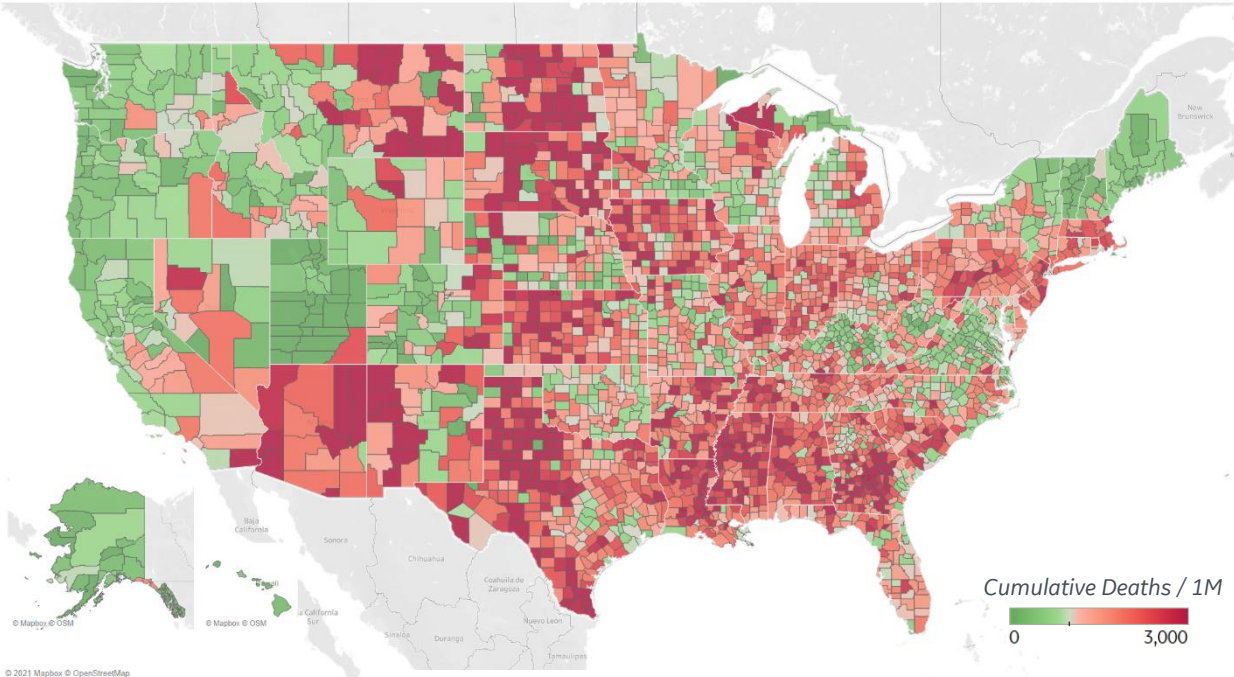


Top 10 Counties

Total Confirmed Cases / 1M

Lubbock County, TX	153,782
Webb County, TX	152,791
Miami-Dade County, FL	145,005
El Paso County, TX	142,362
Utah County, UT	137,905
San Bernardino County, CA	129,430
Providence County, RI	123,121
Brown County, WI	121,440
Salt Lake County, UT	116,589
Greenville County, SC	116,506

Reported **Deaths** per 1M to date



Top 10 Counties

Total Reported Deaths / 1M

New York City*	5,228
Cameron County, TX	3,311
Passaic County, NJ	3,270
Essex County, NJ	3,258
Union County, NJ	3,084
Hidalgo County, TX	2,934
Ocean County, NJ	2,900
Hudson County, NJ	2,893
Bergen County, NJ	2,739
Hampden County, MA	2,732

Note: Lists includes counties $\geq 250K$ population

* New York City counties aggregated into one reporting area



Per 1M in Region

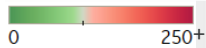
	Today	Change
Active Cases	991	-2.0%
Confirmed	58 new	+0.3%
Deaths	1 new	+0.1%
Recovered	78 new	+0.4%

Most Daily New Cases / 1M

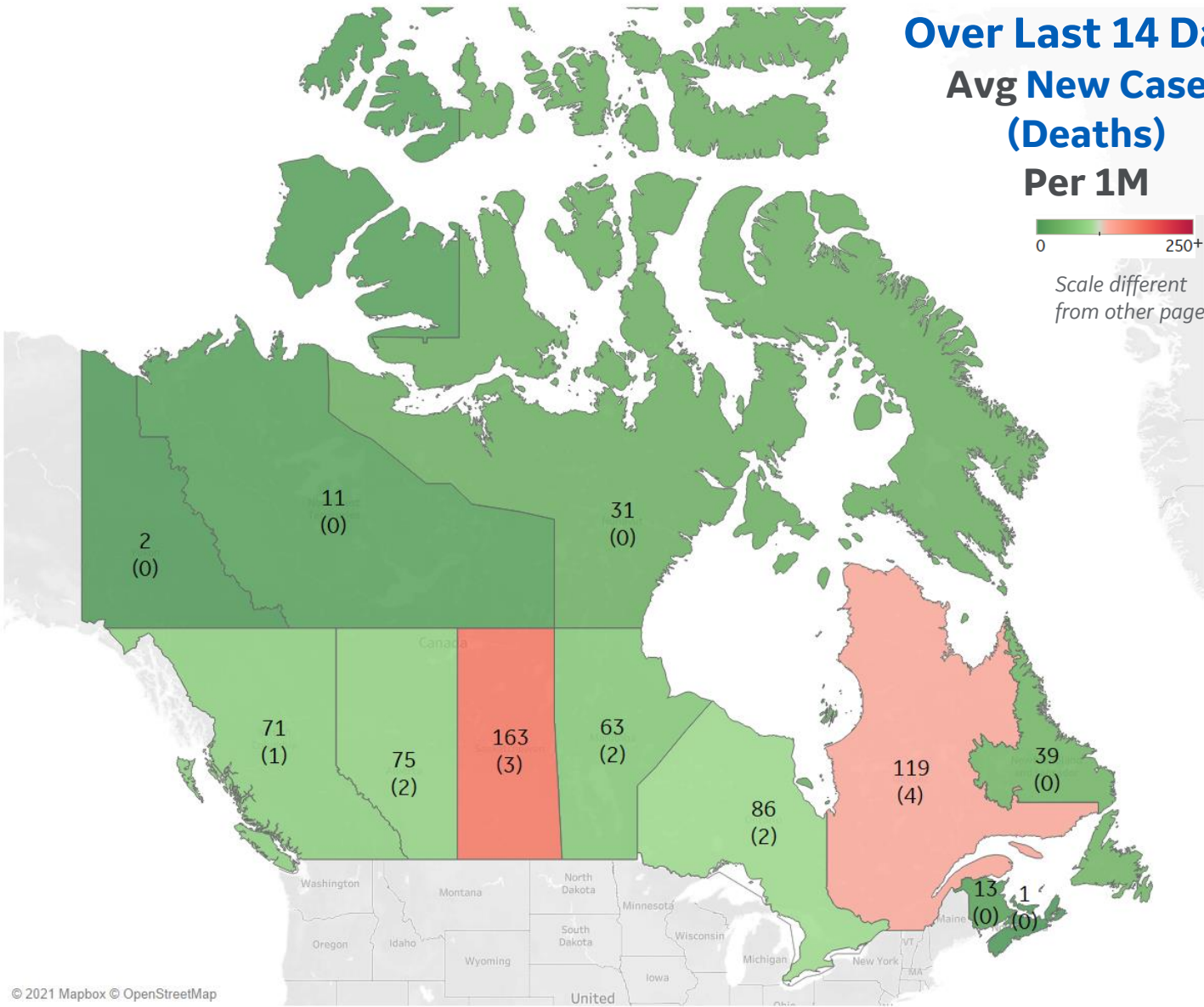
Saskatchewan	163
Quebec	119
Ontario	86
Alberta	75
Manitoba	63
British Columbia	71

* Excludes regions with population < 1M

Over Last 14 Days Avg New Cases (Deaths) Per 1M



Scale different
from other pages





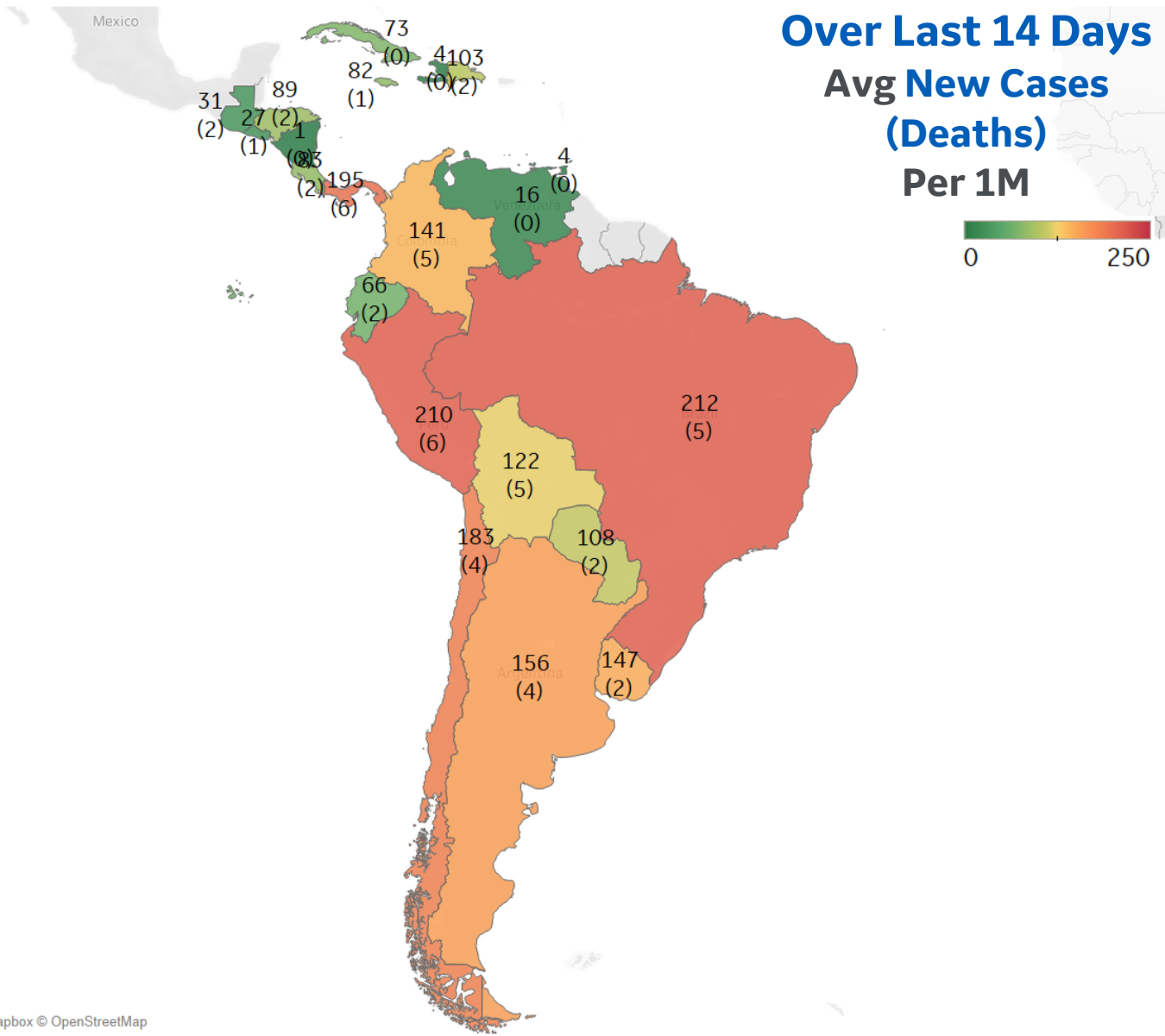
Per 1M in Region

	Today	Change
Active Cases	2,760	-0.4%
Confirmed	114 new	+0.3%
Deaths	3 new	+0.4%
Recovered	123 new	+0.4%

Most Daily New Cases / 1M

Brazil	212
Peru	210
Panama	195
Chile	183
Argentina	156
Uruguay	147
Colombia	141
Bolivia	122
Paraguay	108
Dom. Rep.	103

* Excludes regions with population < 1M





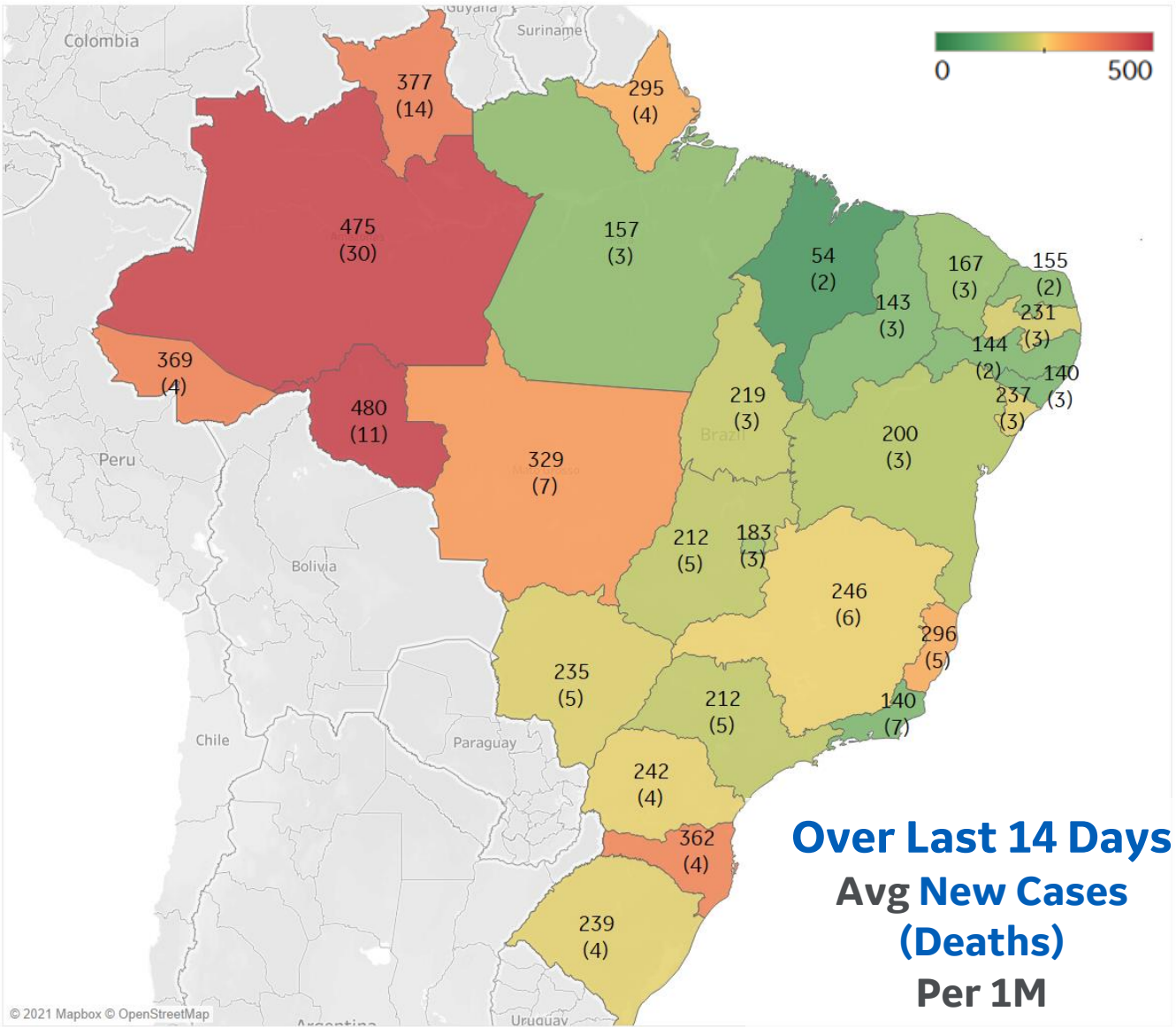
Per 1M in Region

	Today	Change
Active Cases	3,906	-0.1%
Confirmed	116 new	+0.3%
Deaths	3 new	+0.3%
Recovered	116 new	+0.3%

Most Daily New Cases / 1M

Rondônia	480
Amazonas	475
Santa Catarina	362
MatoGrosso	329
Espírito Santo	296
Minas Gerais	246
Paraná	242
Rio Grande do ..	239
Sergipe	237
MatoGrosso do ..	235

* Excludes regions with population < 1M





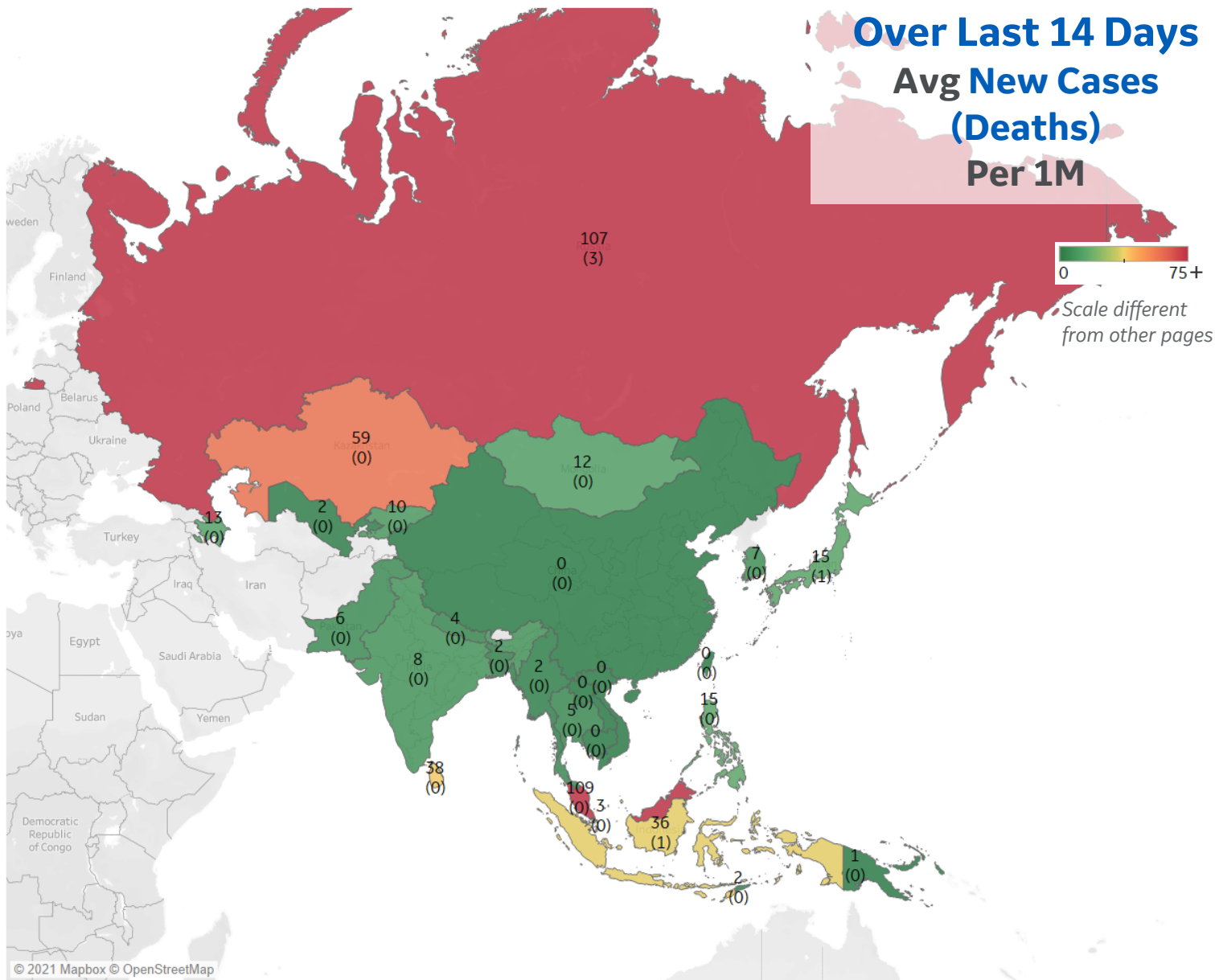
Per 1M in Region

	Today	Change
Active Cases	213	-1.7%
Confirmed	10 new	+0.2%
Deaths	0.2 new	+0.3%
Recovered	13 new	+0.3%

Most Daily New Cases / 1M

Malaysia	109
Russia	107
Kazakhstan	59
Sri Lanka	38
Indonesia	36
Philippines	15
Japan	15
Azerbaijan	13
Mongolia	12
Kyrgyzstan	10

* Excludes regions with population < 1M



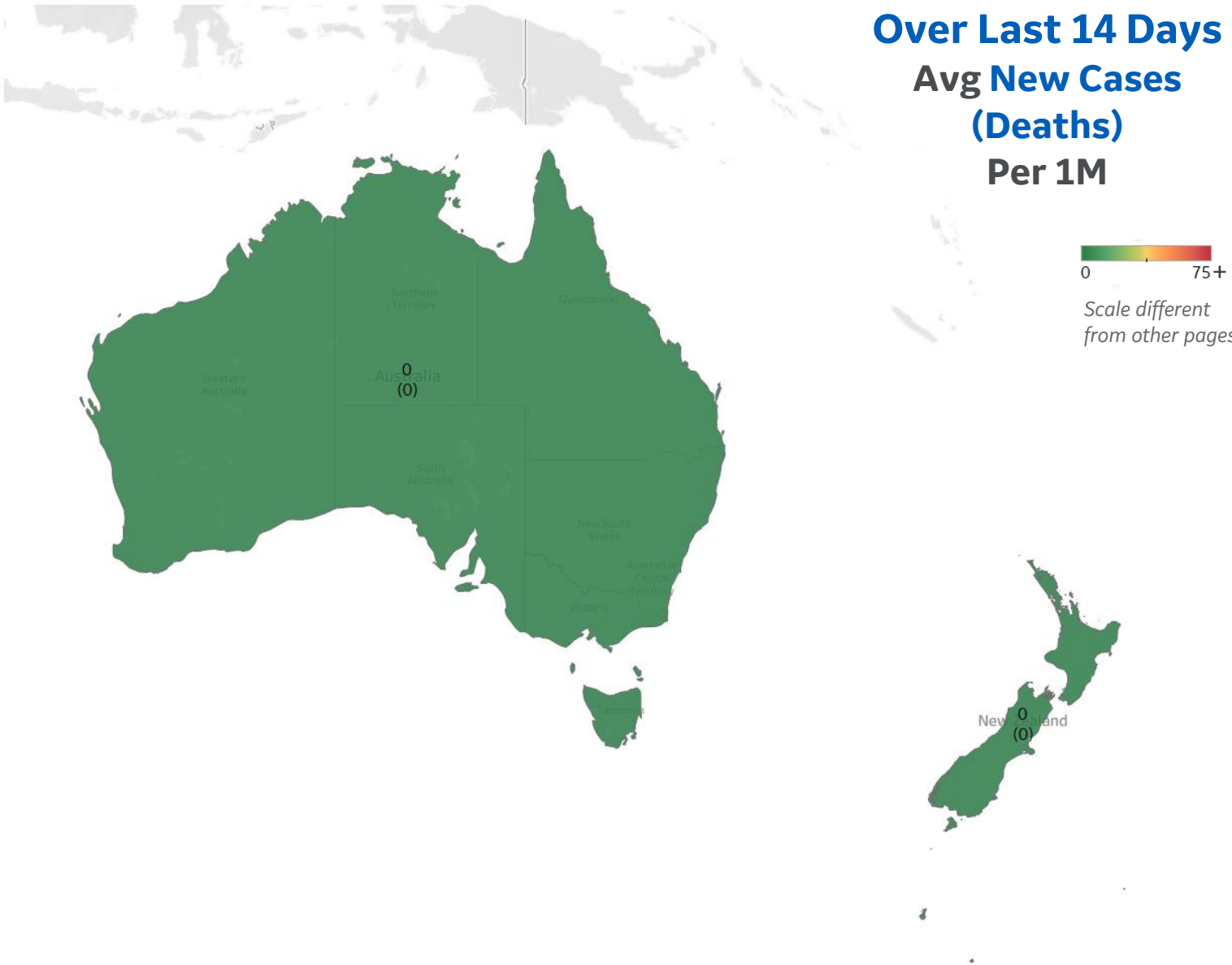


Per 1M in Region

	Today	Change
Active Cases	61	+0%
Confirmed	0 new	+0%
Deaths	0 new	+0%
Recovered	0 new	+0%

Most Daily New Cases / 1M

New Zealand	0
Australia	0





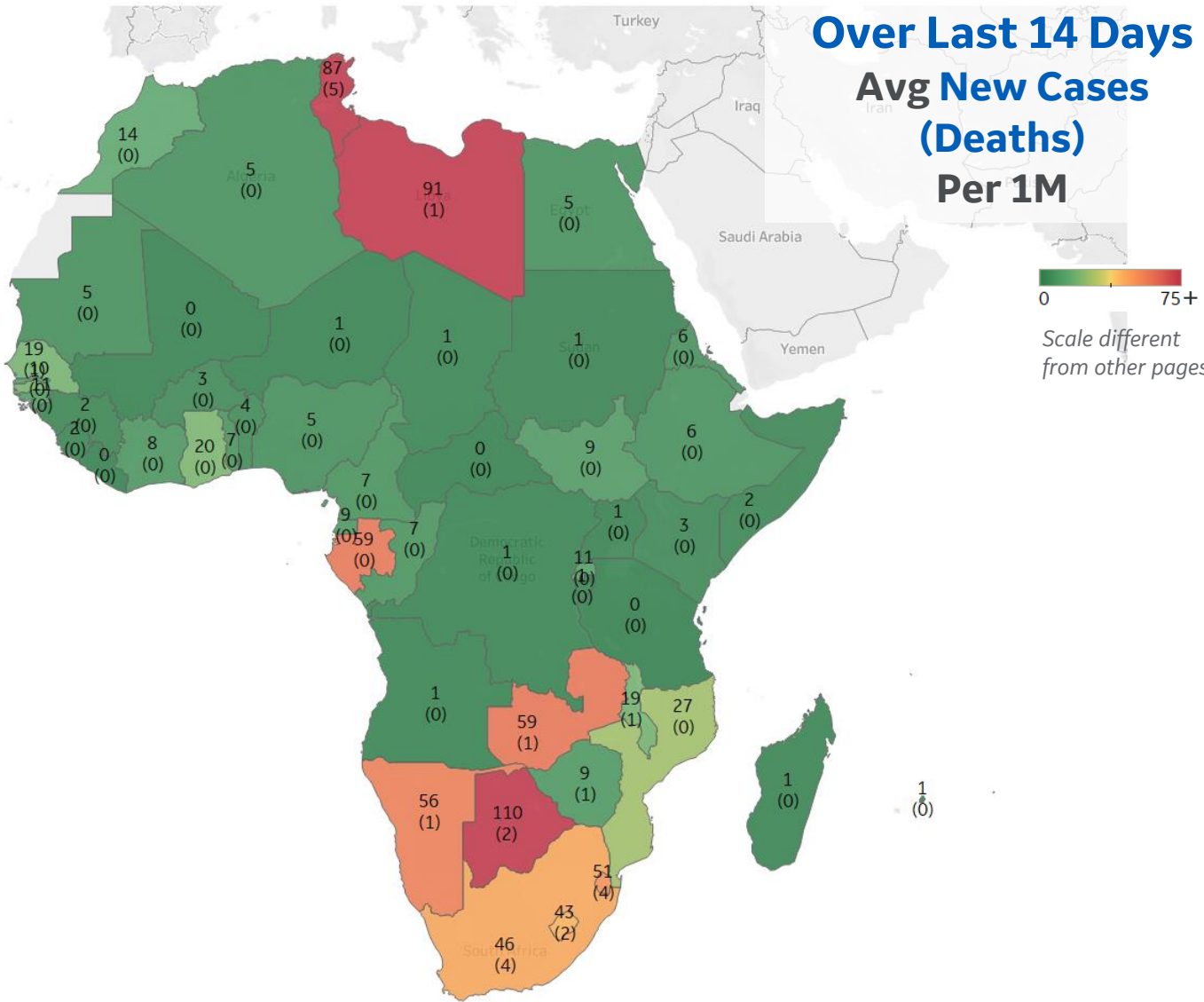
Per 1M in Region

	Today	Change
Active Cases	273	+0.3%
Confirmed	8 new	+0.3%
Deaths	0.2 new	+0.3%
Recovered	6 new	+0.2%

Most Daily New Cases / 1M

Botswana	110
Libya	91
Tunisia	87
Zambia	59
Gabon	59
Namibia	56
Eswatini	51
South Africa	46
Lesotho	43
Mozambique	27

* Excludes regions with population < 1M





Sources



*** Per 1M = Per 1 Million Population unless otherwise noted*

Johns Hopkins Coronavirus Resource Center:

<https://coronavirus.jhu.edu/map.html>

Worldometer Coronavirus Reporting:

<https://www.worldometers.info/coronavirus/>

Public Health England:

<https://www.gov.uk/government/publications/covid-19-track-coronavirus-cases>

US Department of Homeland Security, Homeland Infrastructure Foundation-Level Data:

<https://hifld-geoplatform.opendata.arcgis.com/datasets/hospitals>

City of New York, NYC Health:

<https://www1.nyc.gov/site/doh/covid/covid-19-data.page>

Chicago Coronavirus Latest Data:

<https://www.chicago.gov/city/en/sites/covid-19/home/latest-data.html>

National Health Commission of the PRC:

<http://www.nhc.gov.cn/xcs/yqtb/202003/bf66696029ba420098164607240074f8.shtml>

CDC, Severe Outcomes Among Patients with Coronavirus Disease 2019 (COVID-19):

<https://www.cdc.gov/mmwr/volumes/69/wr/mm6912e2.htm>

Italian Department of Civil Protection, COVID Monitoring:

<http://opendatadpc.maps.arcgis.com/apps/opsdashboard/index.html#/b0c68bce2cce478eaac82fe38d4138b1>

The COVID Tracking Project:

<https://covidtracking.com/data/>

UK Office for National Statistics:

<https://www.ons.gov.uk/peoplepopulationandcommunity/birthsdeathsandmarriages/deaths/bulletins/deathsregisteredweeklyinenglandandwalesprovisional/weekending24april2020>

COVID-19 Information for Switzerland:

<https://www.corona-data.ch/>

European Centre for Disease Prevention and Control:

<https://www.ecdc.europa.eu/en/publications-data/download-data-hospital-and-icu-admission-rates-and-current-occupancy-covid-19>

Worldwide Survival Rate, last 30d calculation =

$$\frac{[(Total\ Confirmed - Total\ Confirmed\ 30d\ ago) - (Total\ Deaths - Total\ Deaths\ 30d\ ago)]}{(Total\ Confirmed - Total\ Confirmed\ 30d\ ago)}$$

Secretary of Health, Mexico:

<https://www.gob.mx/salud/en>

OECD Economic Outlooks, Statistics:

https://www.oecd-ilibrary.org/economics/data/oecd-economic-outlook-statistics-and-projections_eo-data-en

Public Health Authority of Sweden:

<https://www.folkhalsomyndigheten.se/smittskydd-beredskap/utbrott/aktuella-utbrott/covid-19/bekraftade-fall-i-sverige>

CDC Provisional COVID19 Deaths Counts

<https://data.cdc.gov/NCHS/Provisional-COVID-19-Death-Counts-by-Sex-Age-and-S/9bhg-hcku>

Canada Regional Data:

<https://health-infobase.canada.ca/covid-19/epidemiological-summary-covid-19-cases.html#fn1>

Canada Regional Populations (Q4 2019):

<https://www150.statcan.gc.ca/t1/tbl1/en/tv.action?pid=1710000901>

CDC COVID Data Tracker:

<https://covid.cdc.gov/covid-data-tracker/#vaccinations>