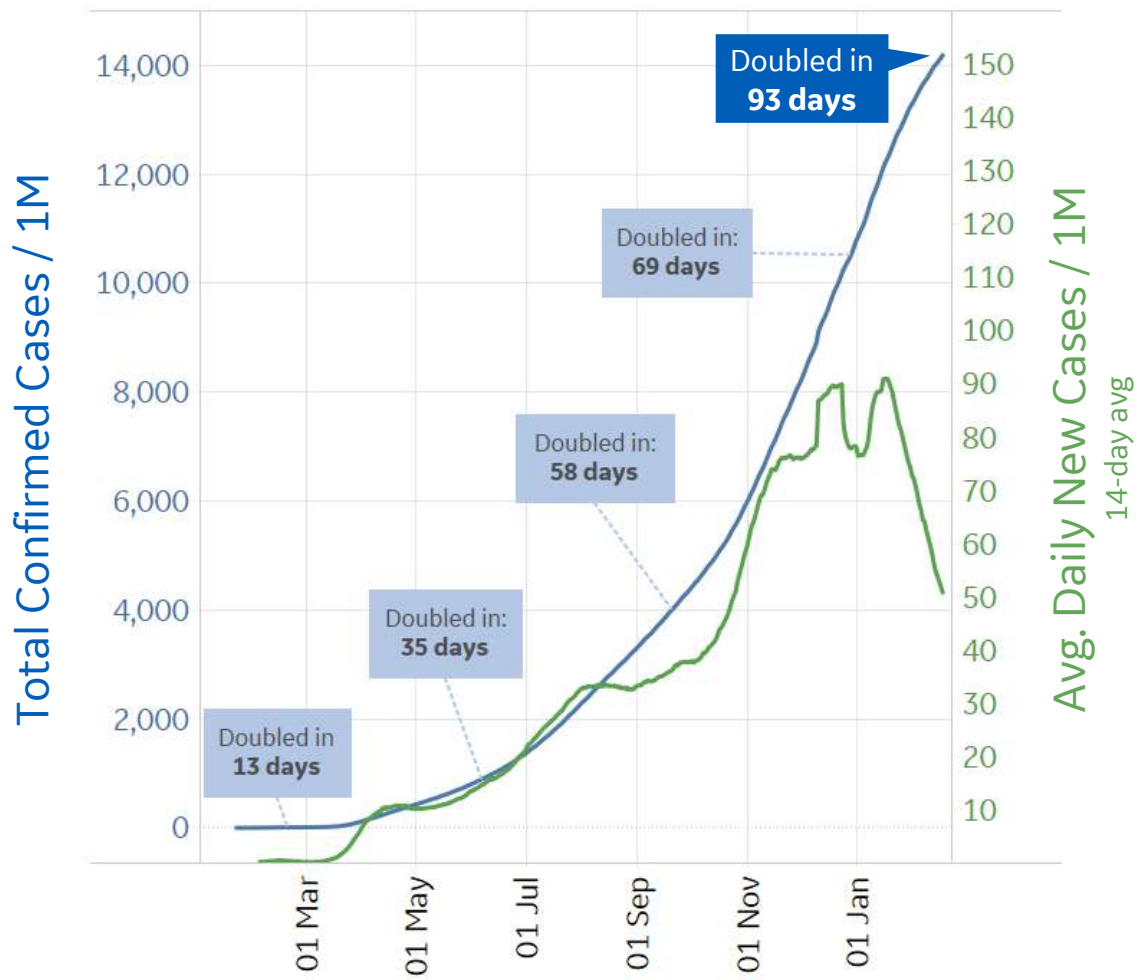




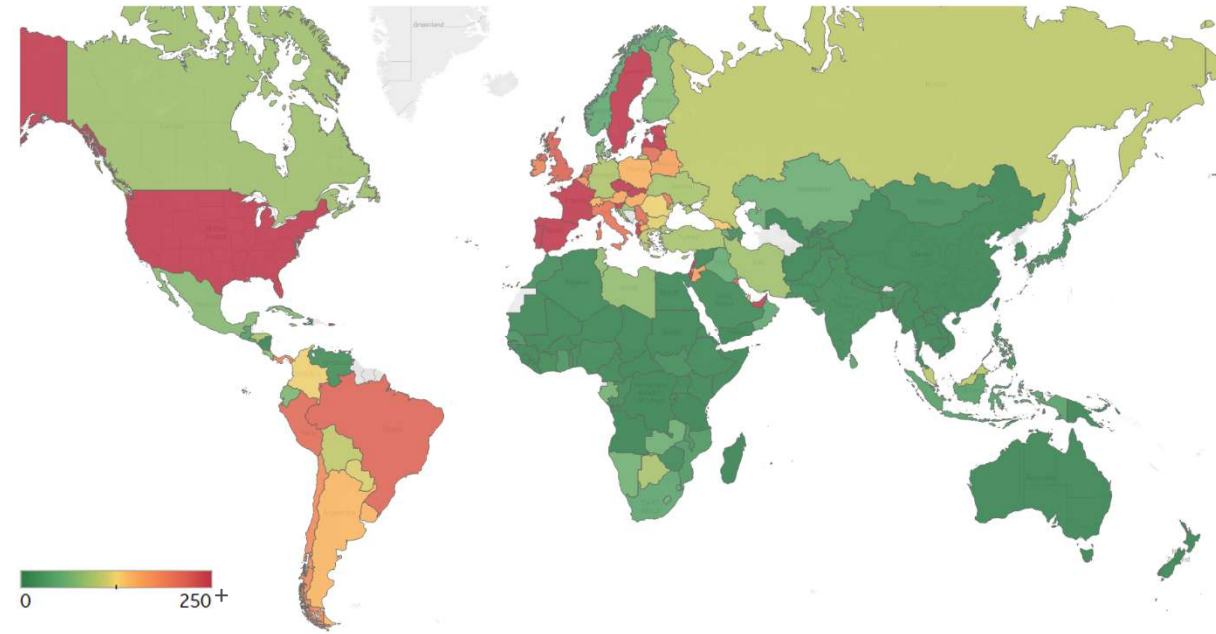
Global Confirmed & Active Cases

Trend since 22 Jan 2020



Avg. Daily New Cases / 1M

Over the last 14 days



Per 1M:	New Today	Change from 30 days ago
Active	12	+12%
Confirmed	51	+15%
Deaths	1	+19%
Recovered	38	+17%
	To Date	Last 30 Days
Worldwide Survival Rate	97.8%	97.3%

Worldwide Survival Rate = (Confirmed - Deaths) / (Confirmed) in a given time period

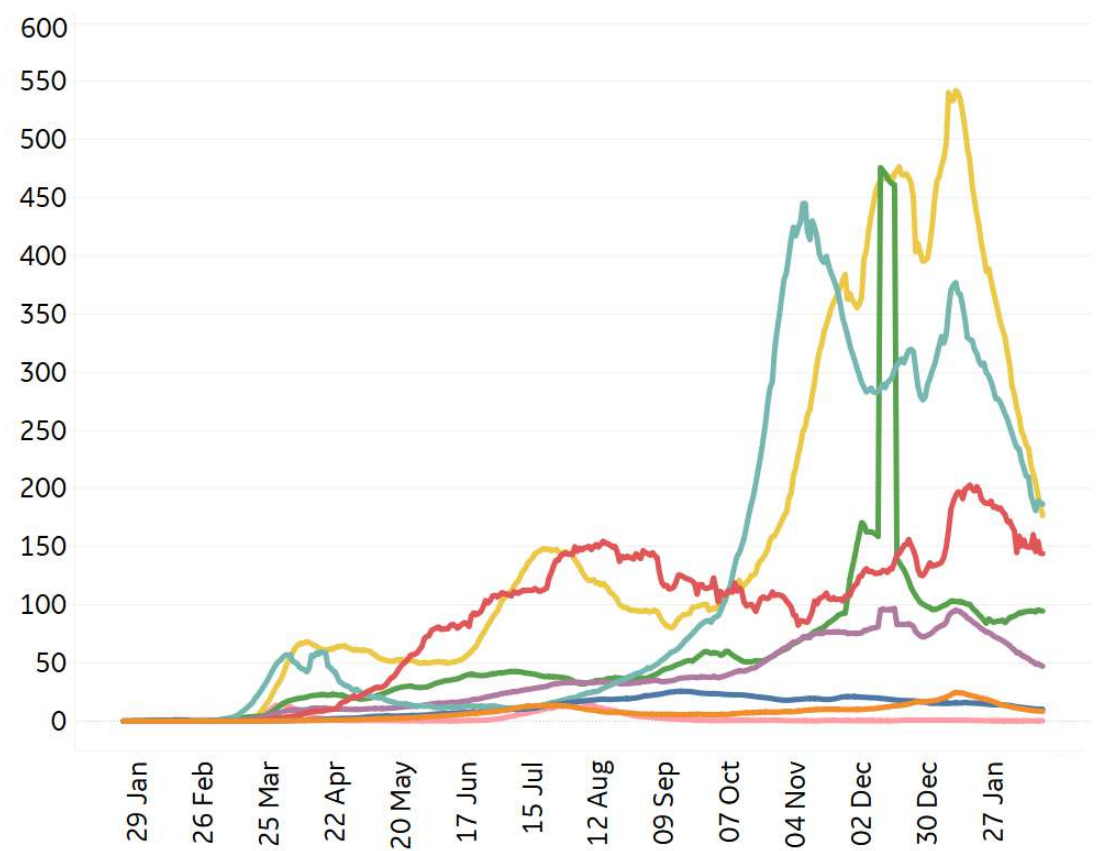


New Confirmed Cases & New Deaths

Key **World** **North America** **Europe** **Middle East** **Cent & South America** **Asia** **Africa** **Oceania**

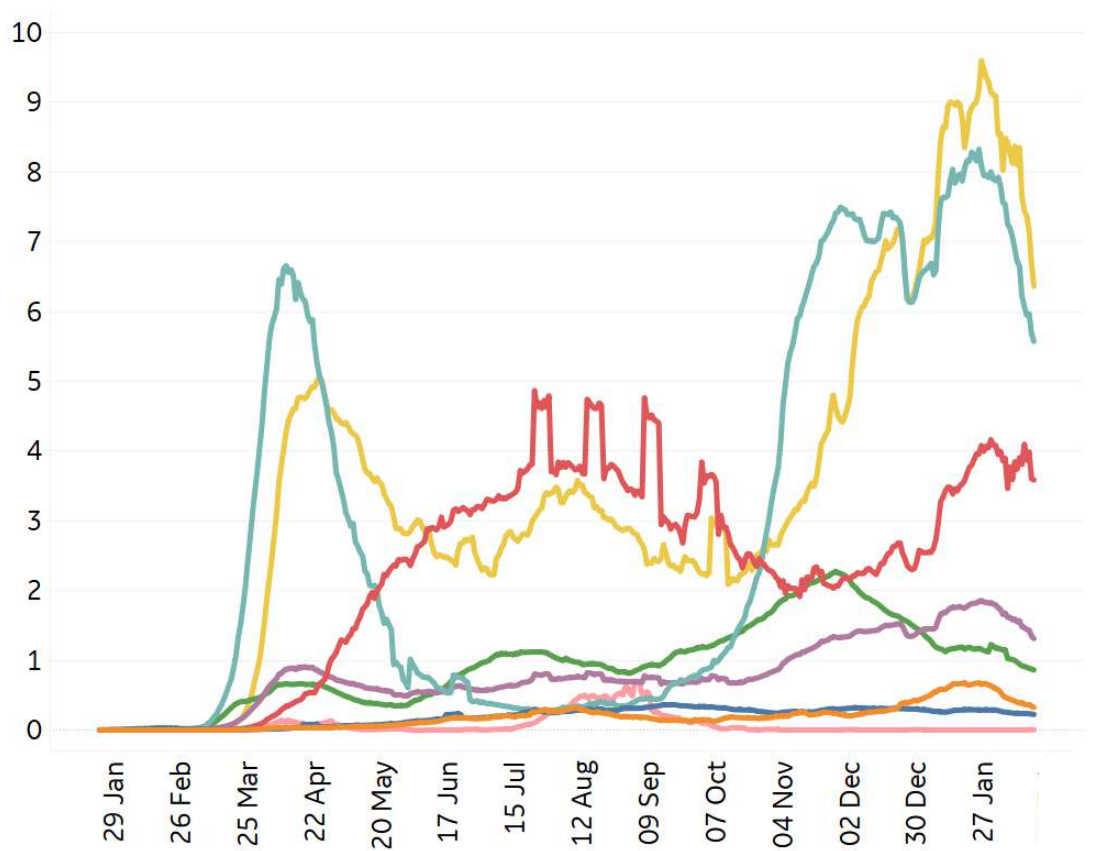
New Confirmed Cases / 1M

7-day rolling average

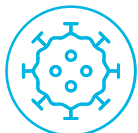


New Deaths / 1M

7-day rolling average



*Large jump in Middle East confirmed cases due to batched reporting of 823,225 new cases in **Turkey** on 10 Dec



Top 50 Countries: Per 1M



1 - 25

	Average over last 7 days		Total Since 22 Jan			Change from 14d Ago [*] in 14 day avg of daily new	
	New Confirmed	New Deaths	Total Confirmed	Total Recovered	Total Deaths	Confirmed	Deaths
Belgium	159	3	64,185	N/A**	1,880	-14%	-10%
Slovenia	399	5	87,355	79,954	1,801	-33%	-41%
UK	182	9	60,146	N/A**	1,755	-45%	-40%
Czechia	759	13	103,868	92,214	1,736	15%	3%
Italy	197	5	45,511	37,515	1,564	-1%	-23%
Portugal	224	13	77,563	66,988	1,535	-69%	-37%
Bos. and Herz.	91	4	38,643	33,307	1,508	-4%	-9%
US	233	6	84,068	N/A**	1,482	-39%	-24%
North Macedo..	142	3	46,945	42,464	1,445	6%	-24%
Hungary	165	9	40,492	31,054	1,442	30%	6%
Spain	255	8	66,457	3,216	1,418	-53%	4%
Bulgaria	131	4	33,582	28,623	1,402	54%	-7%
Peru	208	6	37,751	35,059	1,336	1%	1%
Panama	145	4	77,352	73,248	1,315	-47%	-33%
Croatia	75	5	58,096	56,247	1,309	-31%	-24%
France	282	6	54,749	3,860	1,276	-8%	-7%
Sweden	309	3	61,599	N/A**	1,245	-4%	-45%
EU	200	6	47,909	24,423	1,173	-25%	-16%
Lithuania	201	7	70,463	64,898	1,144	-34%	-28%
Colombia	96	4	43,388	41,264	1,143	-51%	-36%
Brazil	215	5	46,946	42,028	1,139	-9%	-1%
Switzerland	122	2	63,034	36,697	1,138	-28%	-47%
Slovakia	363	17	51,810	46,761	1,130	8%	11%
Argentina	120	3	45,118	40,775	1,120	-29%	-11%
Poland	158	6	42,418	35,792	1,091	3%	-9%

26 - 50

	Average over last 7 days		Total Since 22 Jan			Change from 14d Ago [*] in 14 day avg of daily new	
	New Confirmed	New Deaths	Total Confirmed	Total Recovered	Total Deaths	Confirmed	Deaths
Armenia	53	1	57,234	54,493	1,065	-1%	-26%
Chile	177	4	41,029	38,884	1,028	-15%	10%
Romania	121	3	39,962	37,151	1,018	-4%	-11%
Austria	164	3	48,618	46,103	920	-3%	-42%
Moldova	222	4	42,840	39,499	916	48%	20%
Netherlands	213	4	61,427	N/A**	883	-21%	-8%
Georgia	120	3	66,918	65,108	850	-29%	-28%
Kosovo	138	1	35,153	30,535	839	-19%	-56%
Ireland	168	7	42,884	4,732	817	-39%	-30%
Latvia	362	9	41,694	35,101	799	-8%	18%
Israel	477	4	85,336	78,681	632	-25%	-32%
Lebanon	378	7	50,704	36,773	608	-17%	-32%
Albania	350	5	33,264	20,739	556	26%	73%
Costa Rica	72	1	39,435	32,779	539	-32%	-40%
Serbia	205	2	48,812	N/A**	490	10%	-21%
Jordan	209	1	34,804	32,422	441	88%	1%
West Bank an..	181	1	37,322	34,735	426	48%	-14%
Denmark	67	2	35,614	34,258	400	-30%	-51%
Estonia	506	4	40,934	32,456	384	21%	-8%
Turkey	89	1	30,939	29,605	329	14%	-26%
Bahrain	458	2	67,618	62,892	241	65%	240%
Kuwait	218	1	42,267	39,437	239	61%	480%
UAE	324	1	36,256	34,775	107	-10%	53%
Qatar	156	0	55,046	51,636	89	36%	600%
Total World	47	1	14,187	7,988	314	-27%	-20%

^{*}Change from 14d ago:
Compares 14d-avgs. of Daily New Cases/Deaths
today with 14d-avgs. from 14d ago

Compared to 14 days ago, average daily new deaths are up 600% in **Qatar**

Top 50 countries selected by Cases / 1M
Sorted by Total Deaths / 1M
Excluded countries with population < 1M

N/A** due to inconsistent reporting of Recovered Cases



Top 50 Countries: Raw Volume

Updated 18 Feb 2021, 3:30 GMT

4

1 - 25

	Average over last 7 days		Total Since 22 Jan			Change from 14d Ago [*] in 14 day avg of daily new	
	New Confirmed	New Deaths	Total Confirmed	Total Recovered	Total Deaths	Confirmed	Deaths
EU	88,907	2,583	21,331,537	10,874,209	522,295	-25%	-16%
US	77,093	2,063	27,826,812	N/A**	490,540	-39%	-24%
Brazil	45,654	1,034	9,978,747	8,933,402	242,090	-9%	-1%
Mexico	7,953	1,043	2,013,563	1,571,071	177,061	-35%	-6%
India	11,272	93	10,950,201	10,656,845	156,014	-11%	-29%
UK	12,323	584	4,083,092	N/A**	119,159	-45%	-40%
Italy	11,913	315	2,751,657	2,268,253	94,540	-1%	-23%
France	18,393	383	3,573,638	251,947	83,271	-8%	-7%
Russia	13,991	464	4,066,164	3,602,163	80,118	-21%	-9%
Germany	7,295	437	2,362,364	2,172,312	66,732	-28%	-29%
Spain	11,939	373	3,107,172	150,376	66,316	-53%	4%
Iran	7,585	71	1,542,076	1,317,612	59,184	15%	-12%
Colombia	4,908	200	2,207,701	2,099,628	58,134	-51%	-36%
Argentina	5,441	135	2,039,124	1,842,878	50,616	-29%	-11%
South Africa	2,004	190	1,496,439	1,399,829	48,478	-64%	-52%
Peru	6,850	204	1,244,729	1,155,956	44,056	1%	1%
Poland	5,961	227	1,605,372	1,354,598	41,308	3%	-9%
Indonesia	8,584	232	1,243,646	1,047,676	33,788	-23%	-23%
Turkey	7,503	92	2,609,359	2,496,833	27,738	14%	-26%
Ukraine	4,193	117	1,326,891	1,169,314	26,017	-4%	-13%
Belgium	1,847	40	743,882	N/A**	21,793	-14%	-10%
Canada	2,914	62	839,155	785,508	21,439	-30%	-40%
Chile	3,391	79	784,314	743,306	19,659	-15%	10%
Romania	2,329	65	768,785	714,709	19,588	-4%	-11%
Czechia	8,130	136	1,112,322	987,515	18,596	15%	3%

26 - 50

	Average over last 7 days		Total Since 22 Jan			Change from 14d Ago [*] in 14 day avg of daily new	
	New Confirmed	New Deaths	Total Confirmed	Total Recovered	Total Deaths	Confirmed	Deaths
Portugal	2,285	133	790,885	683,061	15,649	-69%	-37%
Ecuador	1,163	40	268,219	230,377	15,394	-12%	-13%
Netherlands	3,646	61	1,052,544	N/A**	15,138	-21%	-8%
Hungary	1,594	83	391,170	299,989	13,931	30%	6%
Iraq	2,717	9	653,557	611,036	13,204	144%	13%
Sweden	3,123	35	622,102	N/A**	12,569	-4%	-45%
Pakistan	1,167	43	567,261	530,597	12,488	-29%	-3%
Philippines	1,695	25	553,424	512,033	11,577	-4%	-29%
Switzerland	1,060	20	545,535	317,600	9,849	-28%	-47%
Morocco	413	12	479,579	461,466	8,517	-38%	-31%
Bangladesh	389	11	541,877	489,254	8,314	-22%	-28%
Austria	1,473	25	437,874	415,221	8,290	-3%	-42%
Japan	1,352	71	419,896	391,052	7,218	-54%	-11%
Saudi Arabia	335	4	373,702	364,646	6,445	41%	23%
Slovakia	1,983	95	282,864	255,300	6,168	8%	11%
Panama	627	17	333,755	316,048	5,672	-47%	-33%
Israel	4,129	31	738,629	681,022	5,473	-25%	-32%
Jordan	2,133	13	355,106	330,805	4,503	88%	1%
Serbia	1,792	16	426,487	N/A**	4,277	10%	-21%
Lebanon	2,580	50	346,080	250,994	4,152	-17%	-32%
Nepal	103	1	273,070	269,394	2,055	-47%	-57%
Belarus	1,488	9	272,273	261,568	1,876	-3%	-4%
UAE	3,206	14	358,583	343,935	1,055	-10%	53%
Malaysia	2,937	12	272,163	229,762	1,005	-21%	9%
Total World	366,025	10,156	109,902,859	61,879,476	2,430,189	-27%	-20%

^{*}Change from 14d ago:
Compares 14d-avgs. of Daily New Cases/Deaths
today with 14d-avgs. from 14d ago

In the last 7 days, cases in the **Netherlands** increased 2.8% and deaths increased 3.5%
(+28,765 cases; +509 deaths)

Top 50 countries selected by Total Cases
Sorted by Raw Total Deaths
Excluded countries with population < 1M

N/A** due to inconsistent reporting of Recovered Cases



United States: Per 1M



1 - 25

	Average over last 7 days		Total Since 22 Jan			Change from 14d Ago* in 14 day avg of daily new	
	New Confirmed	New Deaths	Total Confirmed	Total Recovered	Total Deaths	Confirmed	Deaths
New Jersey	362	6	85,021	8,196	2,548	-24%	-9%
New York	404	7	80,142	7,173	2,378	-30%	-17%
Massachusetts	269	9	81,529	65,831	2,267	-38%	4%
Rhode Island	343	13	115,579	7,205	2,220	-35%	10%
Mississippi	271	8	97,239	88,858	2,192	-41%	-30%
Connecticut	235	6	76,111	2,749	2,097	-37%	-26%
South Dakota	178	5	125,116	120,689	2,084	-21%	-46%
Arizona	232	12	110,054	15,507	2,069	-56%	-27%
Louisiana	195	6	90,565	85,363	2,020	-53%	-38%
North Dakota	129	0	129,781	126,857	1,917	-44%	-63%
Alabama	207	13	98,541	53,969	1,906	-49%	-40%
Indiana	173	5	96,766	63,196	1,820	-39%	35%
Pennsylvania	239	6	70,721	62,048	1,819	-31%	-35%
Arkansas	201	7	104,113	99,613	1,761	-43%	-40%
Illinois	155	4	92,072	N/A	1,754	-39%	-29%
New Mexico	173	7	86,479	59,644	1,699	-42%	-32%
Iowa	174	6	104,881	96,745	1,682	-36%	-43%
Michigan	112	3	63,360	51,867	1,618	-35%	-41%
Tennessee	207	5	111,332	106,840	1,609	-30%	-36%
S. Carolina	534	10	95,630	43,361	1,577	-18%	-32%
Nevada	167	9	93,954	N/A	1,550	-44%	-21%
Kansas	190	10	99,918	2,107	1,538	-38%	99%
Georgia	301	11	91,665	N/A	1,533	-41%	-7%
Texas	222	7	88,844	78,220	1,431	-52%	-24%
Ohio	201	2	80,854	74,624	1,413	-40%	-51%

26 - 51

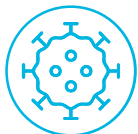
	Average over last 7 days		Total Since 22 Jan			Change from 14d Ago* in 14 day avg of daily new	
	New Confirmed	New Deaths	Total Confirmed	Total Recovered	Total Deaths	Confirmed	Deaths
DC	168	4	55,515	39,575	1,396	-29%	-6%
Florida	308	7	85,886	N/A	1,365	-30%	-6%
Delaware	311	10	85,833	N/A	1,351	-36%	16%
Missouri	112	8	79,672	N/A	1,274	-45%	-36%
Maryland	149	4	61,694	1,583	1,262	-38%	-23%
Montana	174	2	91,600	87,983	1,248	-32%	-85%
West Virginia	196	4	71,649	64,536	1,242	-45%	-25%
California	200	9	88,742	N/A	1,213	-49%	-27%
Wisconsin	146	2	104,628	92,835	1,168	-41%	-34%
Minnesota	139	2	84,293	82,009	1,145	-19%	-39%
Wyoming	142	4	92,353	89,915	1,144	-46%	-49%
Nebraska	230	2	102,226	73,581	1,043	-25%	26%
Oklahoma	294	7	105,095	99,361	1,033	-36%	-24%
N. Carolina	322	7	79,090	72,983	1,017	-38%	-21%
Idaho	144	2	94,206	50,530	1,017	-36%	-39%
Colorado	204	2	72,268	3,833	1,014	-16%	-28%
Kentucky	279	5	87,690	10,347	971	-37%	-24%
New Hampshire	286	3	52,927	49,438	844	-28%	-43%
Virginia	306	2	65,092	5,225	829	-27%	-30%
Washington	114	3	43,442	N/A	625	-35%	-17%
Utah	263	2	113,304	105,575	563	-39%	-39%
Oregon	94	3	35,862	N/A	508	-30%	-4%
Maine	105	1	31,897	9,443	487	-50%	-72%
Alaska	170	2	77,874	N/A	394	-11%	-65%
Vermont	200	1	22,430	17,744	306	-10%	-14%
Hawaii	34	0	19,163	N/A	301	-42%	-85%

*Change from 14d ago:
Compares 14d-avgs. of Daily New Cases/Deaths
today with 14d-avgs. from 14d ago

In the last 14 days, cases in **Massachusetts** increased 6.2% (+4,828 cases / 1M)

Sorted by Total Deaths / 1M

N/As due to states revising and updating case counts



United States: Raw Volume



1 - 25

	Average over last 7 days		Total Since 22 Jan			Change from 14d Ago* in 14 day avg of daily new	
	New Confirmed	New Deaths	Total Confirmed	Total Recovered	Total Deaths	Confirmed	Deaths
California	7,889	349	3,506,402	N/A	47,936	-49%	-27%
New York	7,855	136	1,559,042	139,544	46,267	-30%	-17%
Texas	6,434	193	2,576,098	2,268,067	41,496	-52%	-24%
Florida	6,621	158	1,844,627	N/A	29,311	-30%	-6%
Pennsylvania	3,063	80	905,370	794,332	23,284	-31%	-35%
New Jersey	3,214	55	755,174	72,798	22,632	-24%	-9%
Illinois	1,960	51	1,166,717	N/A	22,224	-39%	-29%
Ohio	2,354	18	945,107	872,282	16,513	-40%	-51%
Georgia	3,192	122	973,247	N/A	16,273	-41%	-7%
Michigan	1,115	32	632,772	517,991	16,160	-35%	-41%
Massachusetts	1,856	59	561,936	453,740	15,623	-38%	4%
Arizona	1,687	86	801,055	112,868	15,063	-56%	-27%
Indiana	1,164	36	651,453	425,451	12,250	-39%	35%
Tennessee	1,413	36	760,303	729,629	10,985	-30%	-36%
N. Carolina	3,373	70	829,507	765,456	10,670	-38%	-21%
Louisiana	904	26	421,018	396,834	9,391	-53%	-38%
Alabama	1,014	65	483,167	264,621	9,346	-49%	-40%
S. Carolina	2,747	54	492,369	223,251	8,117	-18%	-32%
Missouri	688	49	488,981	N/A	7,819	-45%	-36%
Maryland	902	26	372,980	9,571	7,630	-38%	-23%
Connecticut	837	21	271,356	9,800	7,476	-37%	-26%
Virginia	2,610	20	555,592	44,595	7,075	-27%	-30%
Wisconsin	848	13	609,189	540,524	6,798	-41%	-34%
Mississippi	806	22	289,398	264,456	6,524	-41%	-30%
Minnesota	782	10	475,379	462,502	6,458	-19%	-39%

26 - 51

	Average over last 7 days		Total Since 22 Jan			Change from 14d Ago* in 14 day avg of daily new	
	New Confirmed	New Deaths	Total Confirmed	Total Recovered	Total Deaths	Confirmed	Deaths
Colorado	1,173	10	416,174	22,071	5,838	-16%	-28%
Arkansas	607	20	314,192	300,613	5,313	-43%	-40%
Iowa	549	19	330,906	305,238	5,306	-36%	-43%
Nevada	514	27	289,392	N/A	4,774	-44%	-21%
Washington	872	22	330,807	N/A	4,759	-35%	-17%
Kansas	554	30	291,093	6,137	4,482	-38%	99%
Kentucky	1,249	23	391,772	46,225	4,336	-37%	-24%
Oklahoma	1,162	27	415,858	393,169	4,089	-36%	-24%
New Mexico	363	14	181,332	125,064	3,562	-42%	-32%
Rhode Island	364	13	122,440	7,633	2,352	-35%	10%
West Virginia	351	7	128,405	115,658	2,225	-45%	-25%
Oregon	397	14	151,257	N/A	2,143	-30%	-4%
Nebraska	445	5	197,746	142,335	2,018	-25%	26%
South Dakota	158	4	110,685	106,769	1,844	-21%	-46%
Idaho	257	4	168,353	90,300	1,817	-36%	-39%
Utah	844	6	363,248	338,469	1,806	-39%	-39%
North Dakota	98	0	98,901	96,673	1,461	-44%	-63%
Montana	186	2	97,900	94,034	1,334	-32%	-85%
Delaware	303	10	83,581	N/A	1,316	-36%	16%
New Hampshire	388	5	71,965	67,222	1,148	-28%	-43%
DC	119	3	39,180	27,930	985	-29%	-6%
Wyoming	82	2	53,450	52,039	662	-46%	-49%
Maine	141	2	42,877	12,693	654	-50%	-72%
Hawaii	48	1	27,132	N/A	426	-42%	-85%
Alaska	124	1	56,968	N/A	288	-11%	-65%
Vermont	125	1	13,996	11,072	191	-10%	-14%

*Change from 14d ago:
Compares 14d-avgs. of Daily New Cases/Deaths
today with 14d-avgs. from 14d ago

Reported deaths in Georgia increased 15% since 1 Feb (+2,075 deaths)

Sorted by Raw Total Deaths

N/As due to states revising and updating case counts



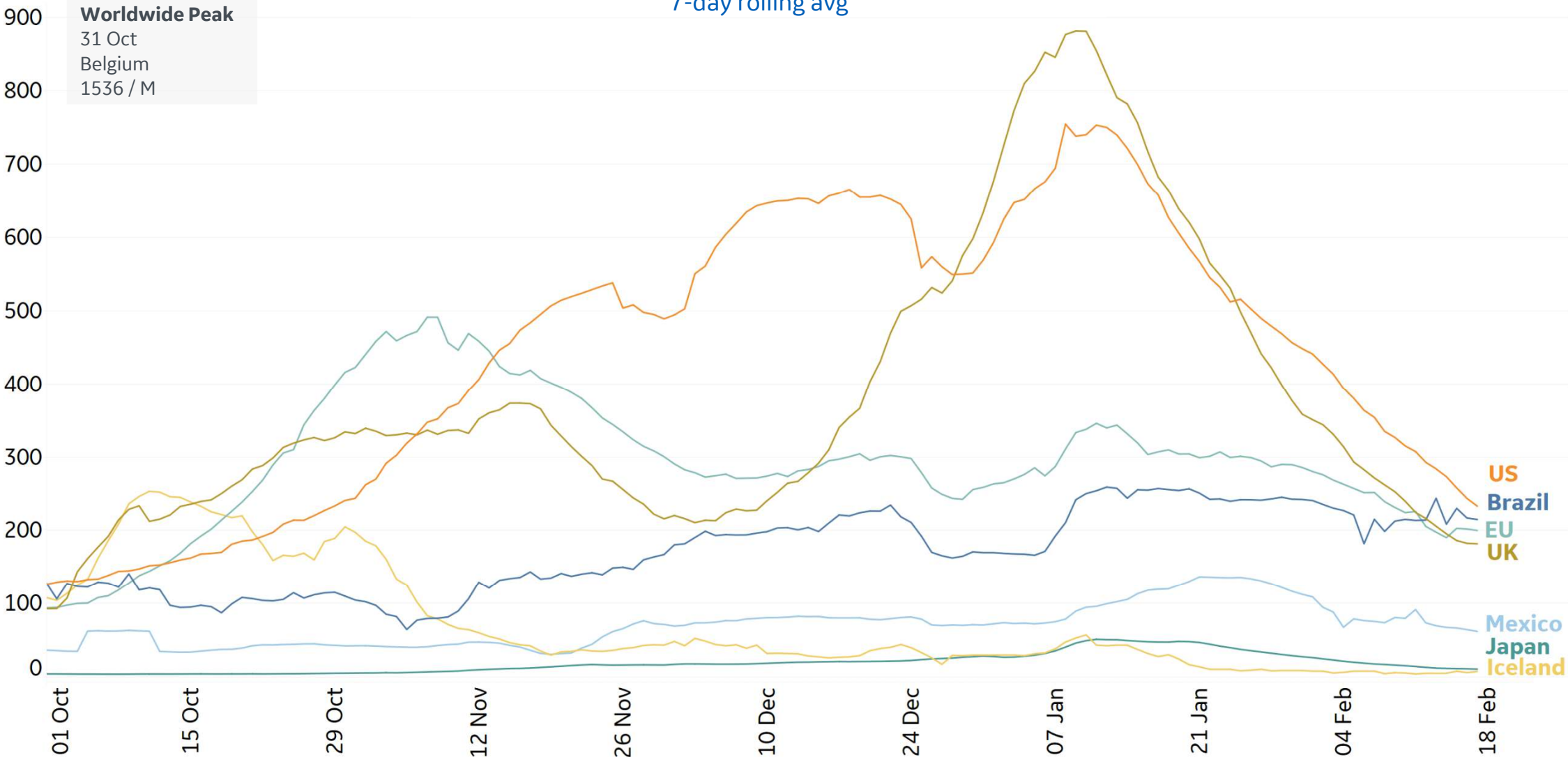
New Confirmed Cases in Select Countries

Updated 18 Feb 2021, 3:30 GMT

7

Daily New Confirmed Cases / 1M

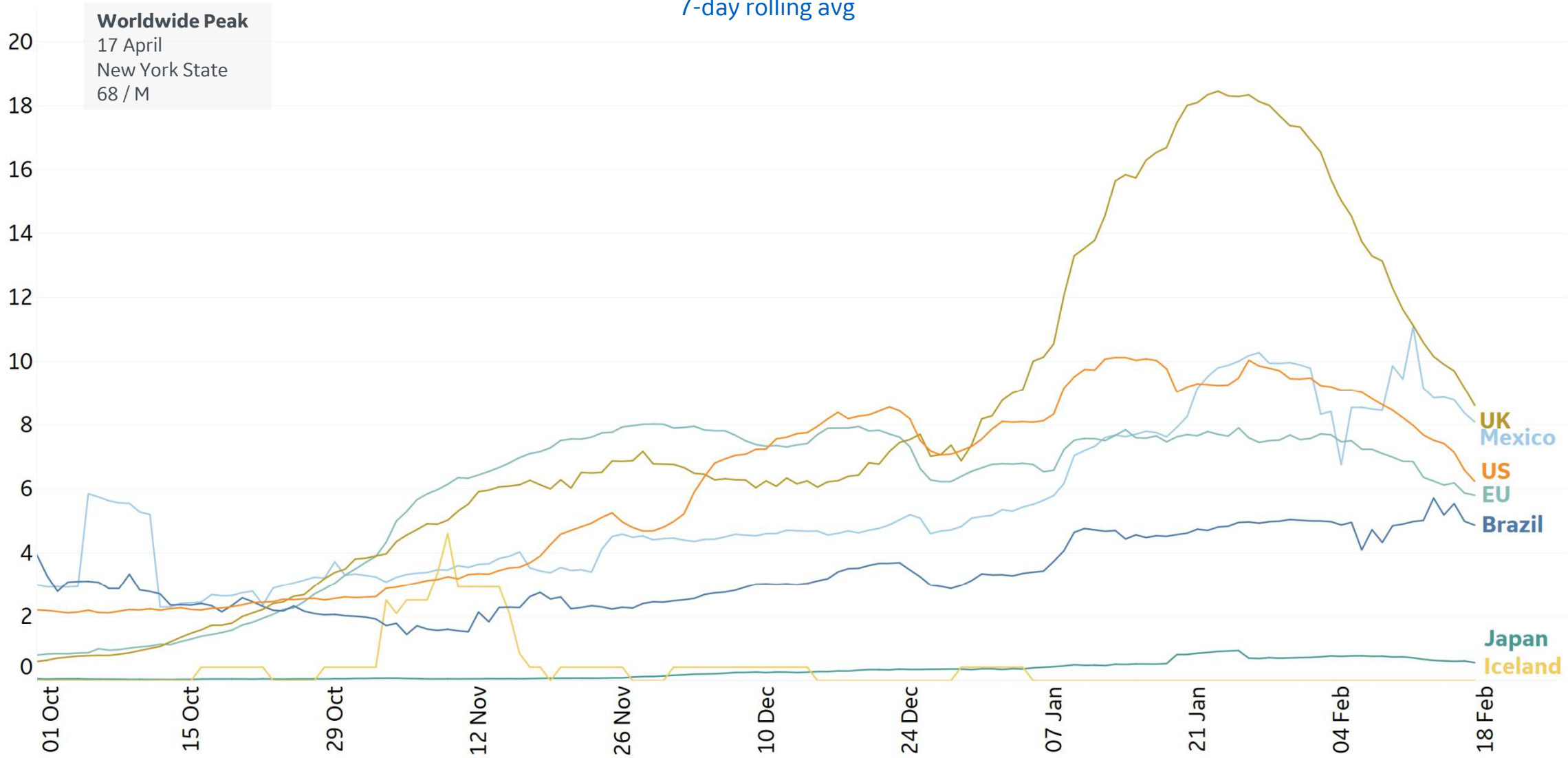
7-day rolling avg





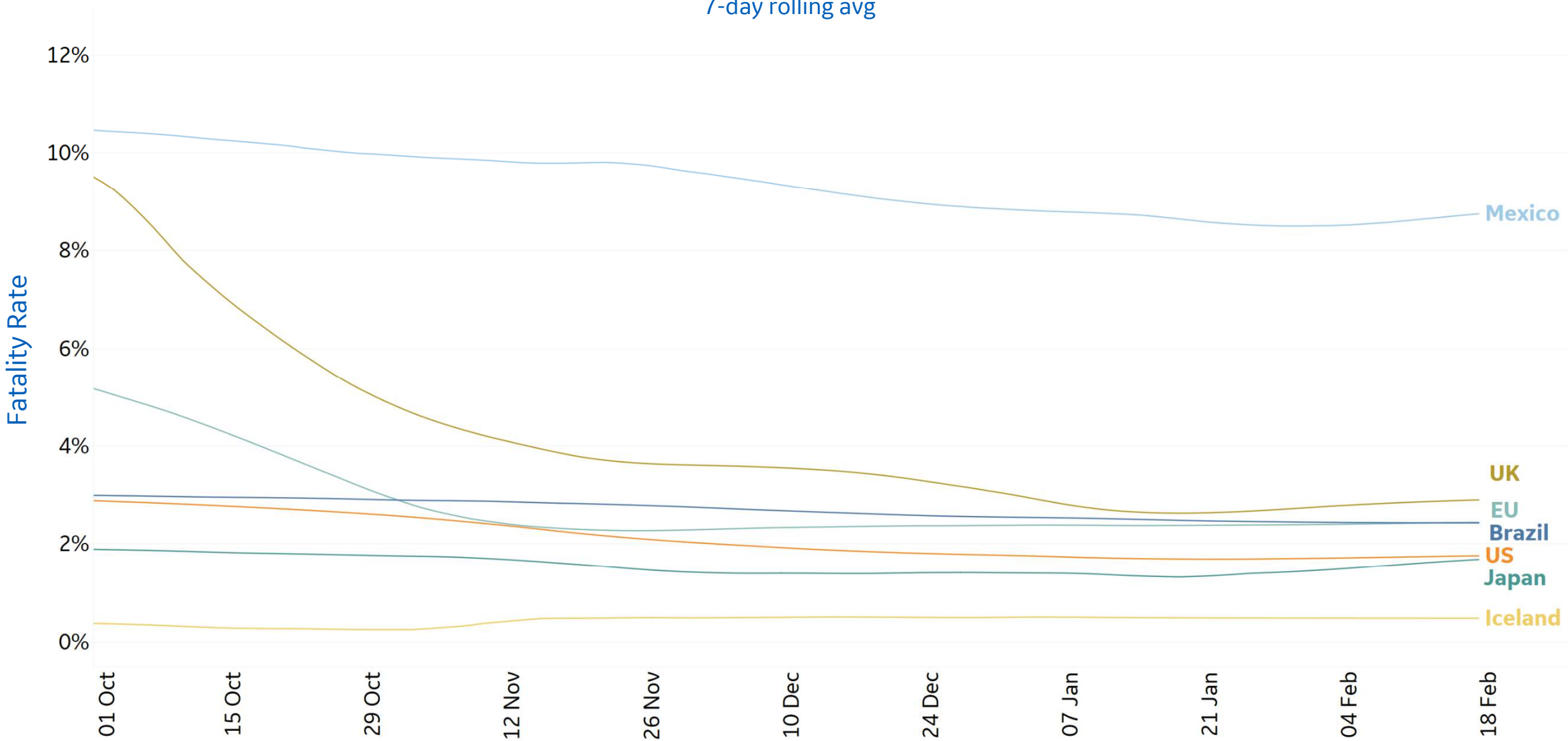
New Deaths in Select Countries

Daily New Deaths / 1M
7-day rolling avg





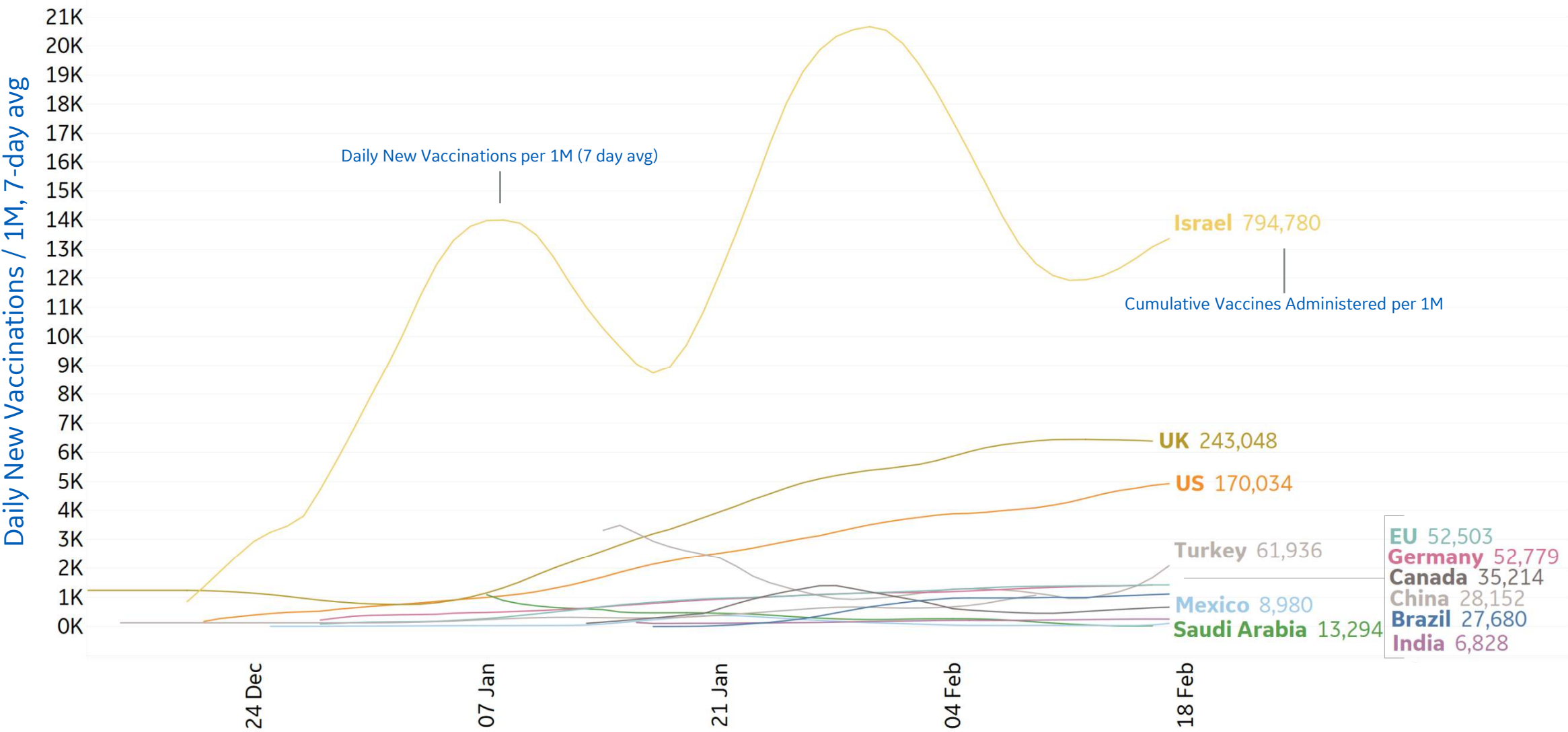
7-day rolling avg





Daily & Total Vaccinations, Select Countries

Select countries with data available





US State Vaccinations to Date



State	% Fully Vaccinated	% Rec'd at Least 1 Dose	Population
Alaska	8.5%	17.9%	731,545
West Virginia	8.1%	14.0%	1,792,147
New Mexico	6.6%	14.4%	2,096,829
North Dakota	6.5%	13.4%	762,062
Connecticut	6.1%	14.3%	3,565,287
Vermont	5.9%	12.6%	623,989
South Dakota	5.9%	12.8%	884,659
Louisiana	5.6%	11.4%	4,648,794
Florida	5.5%	11.6%	21,477,737
Colorado	5.5%	12.2%	5,758,736
Michigan	5.3%	11.4%	9,986,857
Oklahoma	5.2%	12.3%	3,956,971
Hawaii	4.9%	12.1%	1,415,872
New York	4.9%	11.0%	19,453,561
Maine	4.9%	13.0%	1,344,212
New Hampshire	4.9%	11.2%	1,359,711
North Carolina	4.9%	11.7%	10,488,084
Oregon	4.8%	11.6%	4,217,737
Montana	4.8%	12.4%	1,068,778
Wyoming	4.8%	12.5%	578,759
Nebraska	4.8%	10.4%	1,934,408
Indiana	4.7%	11.9%	6,732,219
Tennessee	4.6%	10.0%	6,829,174
New Jersey	4.6%	12.0%	8,882,190
Arkansas	4.6%	11.4%	3,017,804

4.4%

Total US population
fully vaccinated
(43,793 per million)

11.4%

Total US population
having received
at least 1 dose
(113,947 per million)

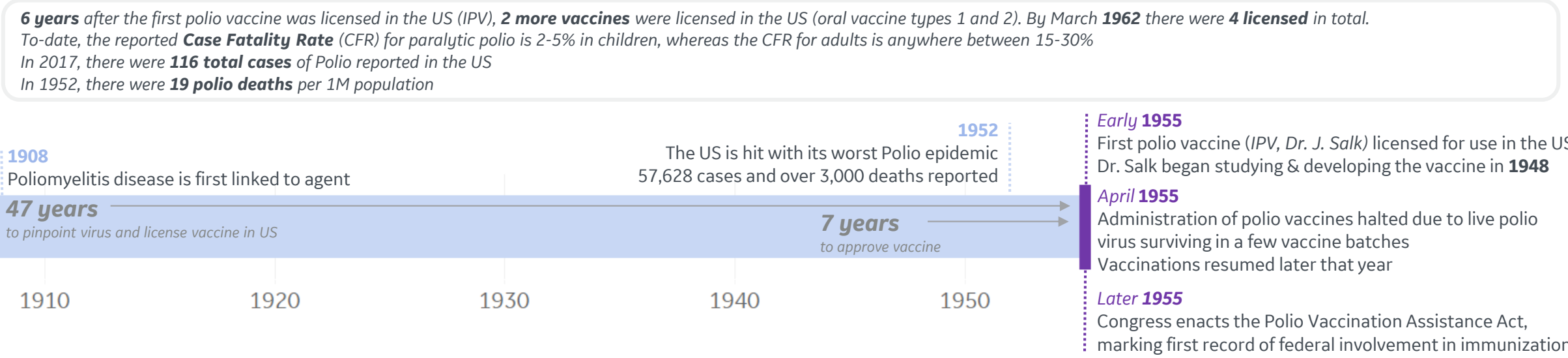
Fully vaccinated people are persons who
have received all doses required per vaccine

State	% Fully Vaccinated	% Rec'd at Least 1 Dose	Population
Rhode Island	4.5%	9.7%	1,059,361
Kentucky	4.5%	11.5%	4,467,673
Wisconsin	4.3%	12.9%	5,822,434
Virginia	4.3%	12.4%	8,535,519
Texas	4.3%	10.6%	28,995,881
Minnesota	4.3%	12.1%	5,639,632
Ohio	4.2%	11.3%	11,689,100
Maryland	4.2%	10.7%	6,045,680
Massachusetts	4.2%	12.8%	6,892,503
Washington	4.1%	11.8%	7,614,893
Mississippi	4.0%	10.7%	2,976,149
Missouri	4.0%	10.4%	6,137,428
Pennsylvania	3.9%	11.3%	12,801,989
Iowa	3.9%	11.7%	3,155,070
California	3.8%	12.1%	39,512,223
Idaho	3.8%	10.7%	1,787,065
Georgia	3.8%	9.8%	10,617,423
South Carolina	3.7%	10.7%	5,148,714
Utah	3.7%	9.8%	3,205,958
Arizona	3.7%	12.3%	7,278,717
Delaware	3.7%	12.2%	973,764
Kansas	3.6%	10.2%	2,913,314
Nevada	3.6%	11.1%	3,080,156
Illinois	3.4%	12.1%	12,671,821
Alabama	3.1%	10.1%	4,903,185

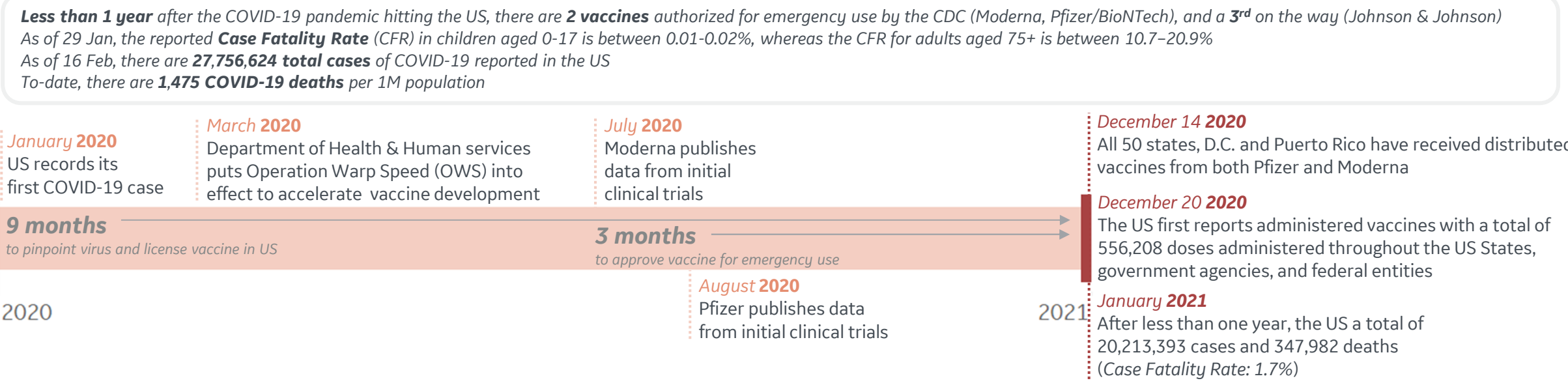


Feature: Polio & COVID-19 Vaccine Timelines in the US

POLIO



COVID-19





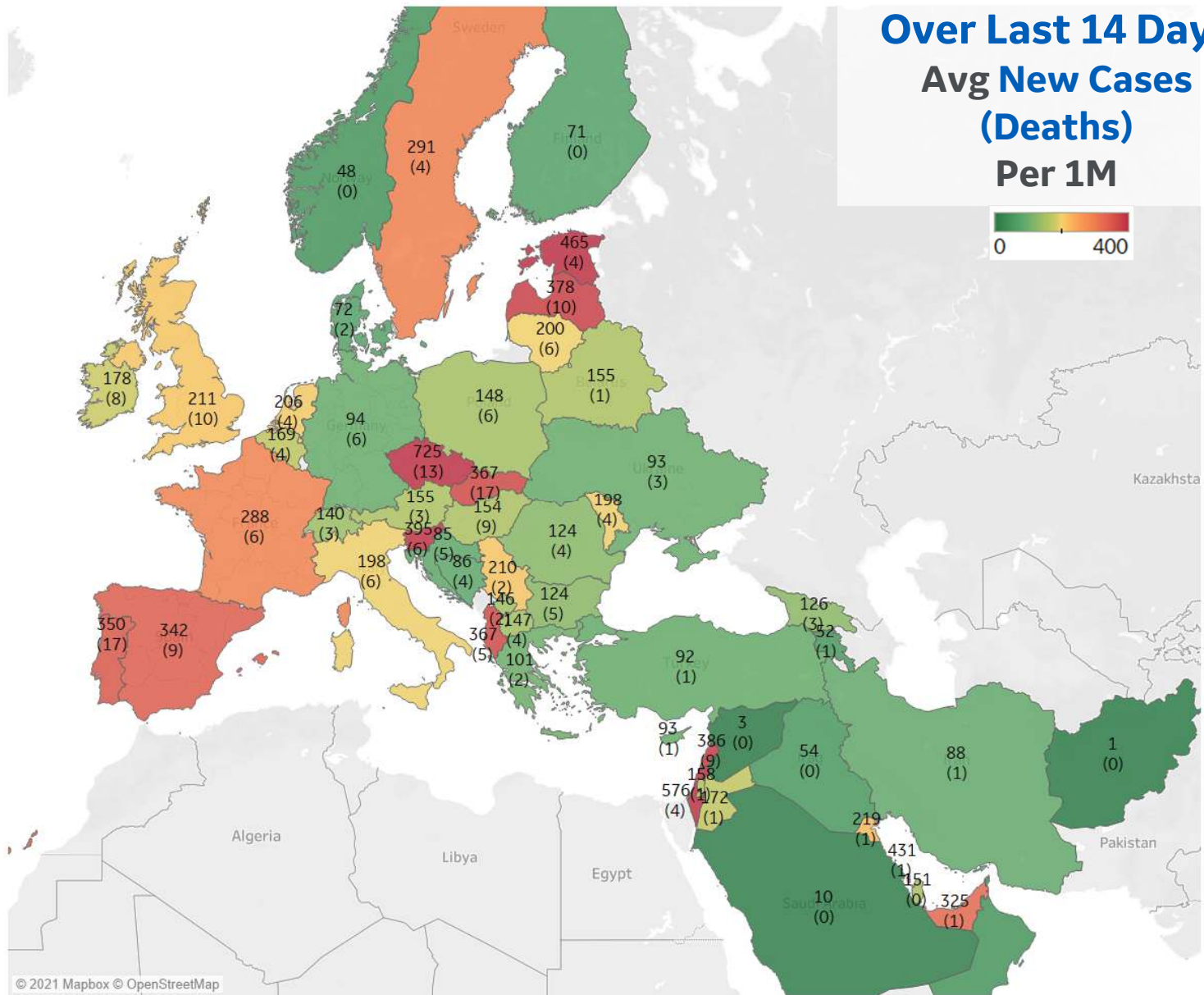
Per 1M in Region

	Today	Change
Active Cases	15,870	+0.4%
Confirmed	178 new	+0.5%
Deaths	5 new	+0.5%
Recovered	106 new	+0.5%

Most Daily New Cases / 1M

Czechia	725
Israel	576
Estonia	465
Bahrain	431
Slovenia	395
Lebanon	386
Latvia	378
Albania	367
Slovakia	367
Portugal	350

* Excludes regions with population < 1M



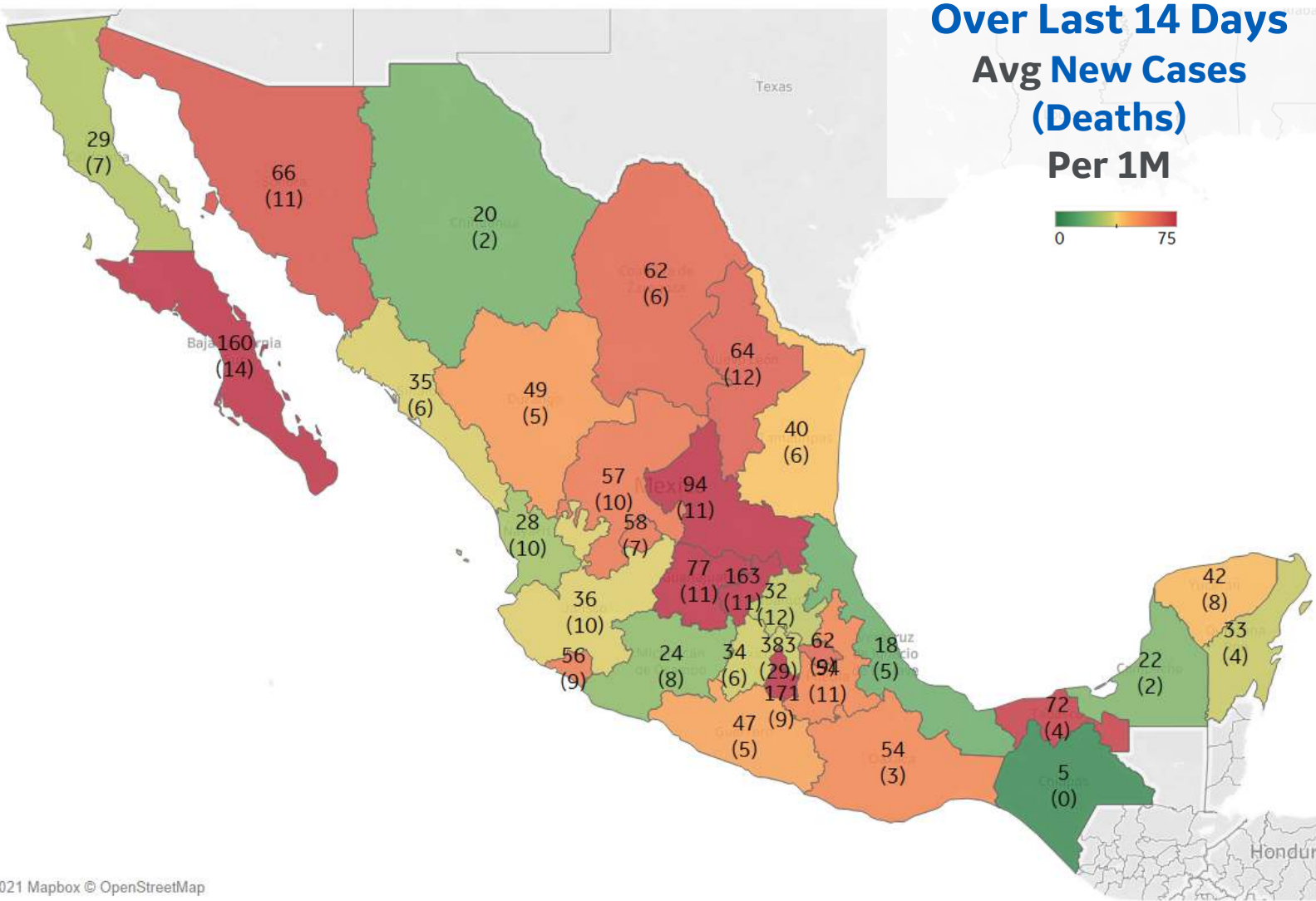


Per 1M in Region

	Today	Change
Active Cases	2,059	+0.3%
Confirmed	70 new	+0.4%
Deaths	8 new	+0.6%
Recovered	55 new	+0.5%

Most Daily New Cases / 1M

Distrito Federal	383
Morelos	171
Querétaro	163
Baja California Sur	160
San Luis Potosí	94
Guanajuato	77
Tabasco	72
Nacional	71
Sonora	66
Nuevo León	64

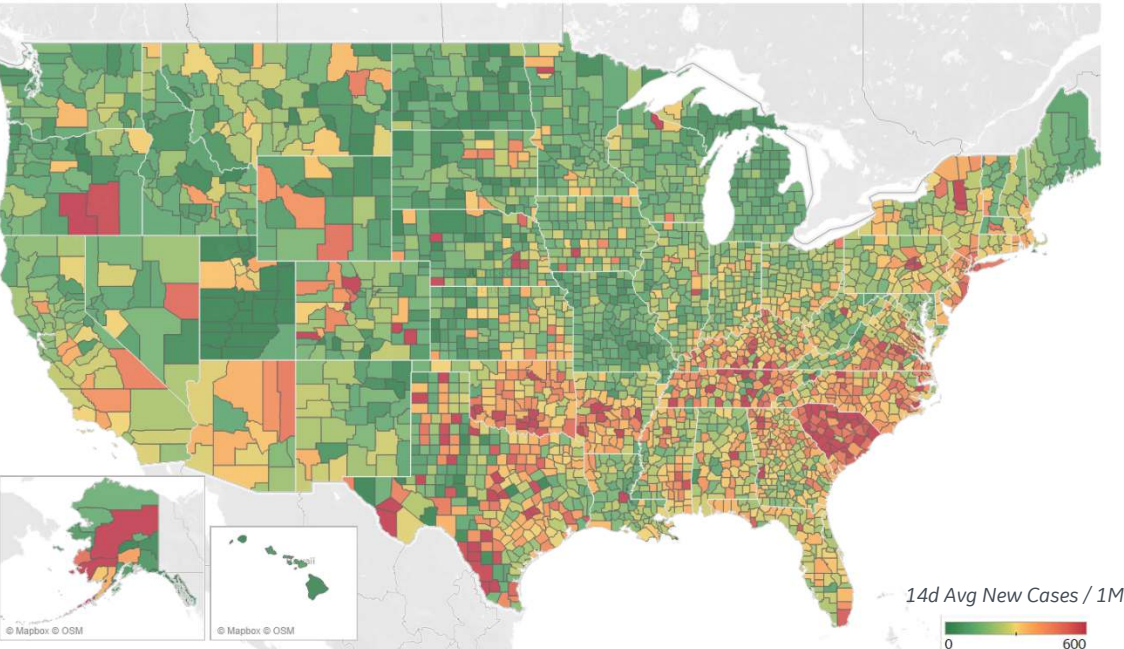




US Counties: Recent Cases and Deaths

Updated 18 Feb 2021, 3:30 GMT 16

Average New Cases per 1M Over Last 14 Days

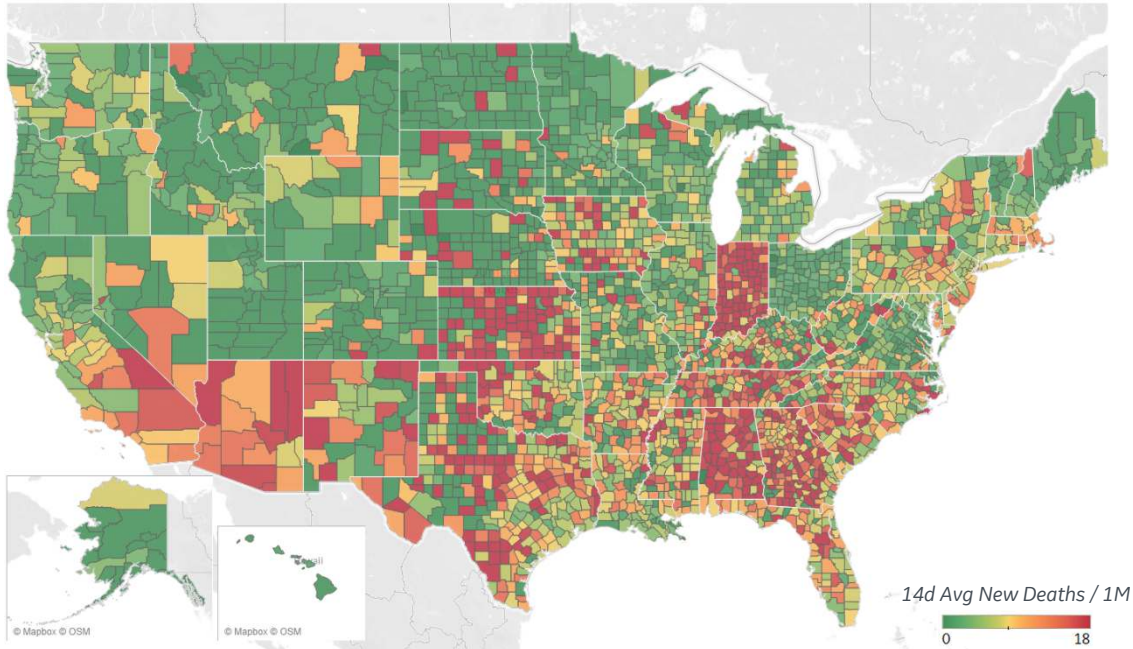


Top 10 by New Confirmed

Avg New Confirmed Cases / 1M

Spartanburg County, SC	822
Lexington County, SC	673
Horry County, SC	637
Greenville County, SC	633
Chesterfield County, VA	624
Webb County, TX	583
Clayton County, GA	559
York County, SC	545
Miami-Dade County, FL	544
Charleston County, SC	542

Average New Deaths per 1M Over Last 14 Days



Top 10 by New Deaths

Avg New Deaths/ 1M

St. Joseph County, IN	27
Webb County, TX	22
Lake County, IN	21
Marion County, FL	18
Marion County, IN	17
Pima County, AZ	17
Spartanburg County, SC	17
San Bernardino County, CA	16
Lake County, FL	16
Sedgwick County, KS	16

Note: Lists includes counties
≥ 250K population

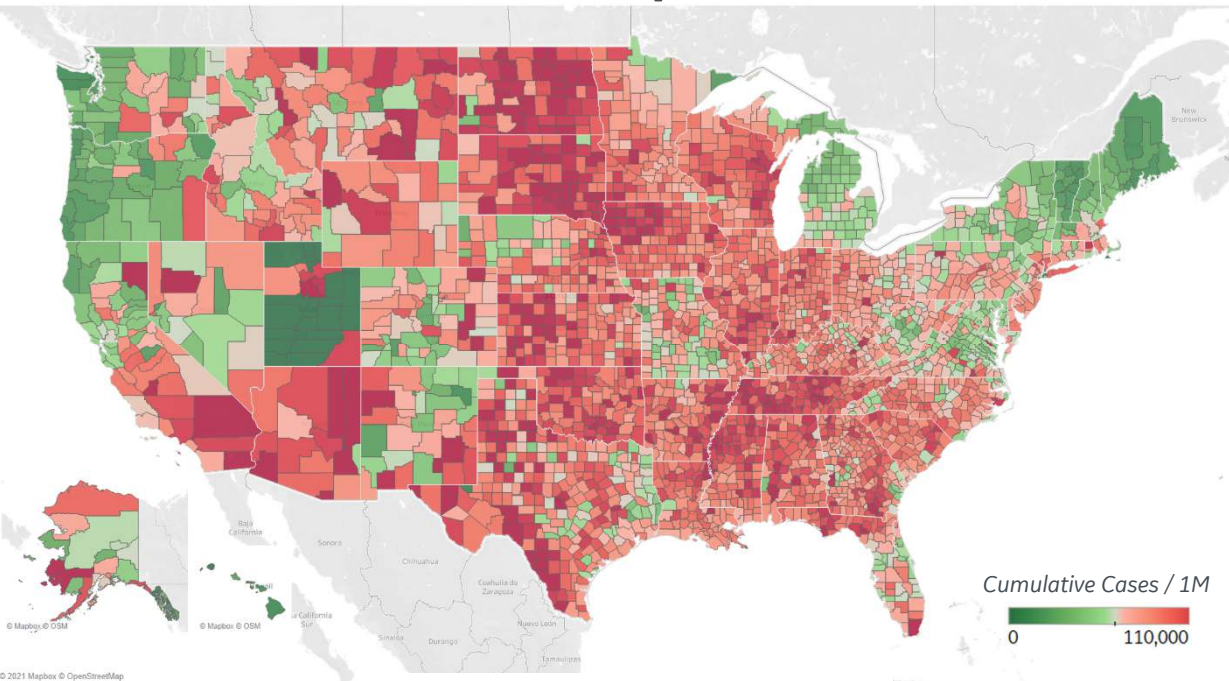


US Counties: Cumulative Cases and Deaths

Updated 18 Feb 2021, 3:30 GMT

17

Confirmed **Cases** per 1M to date

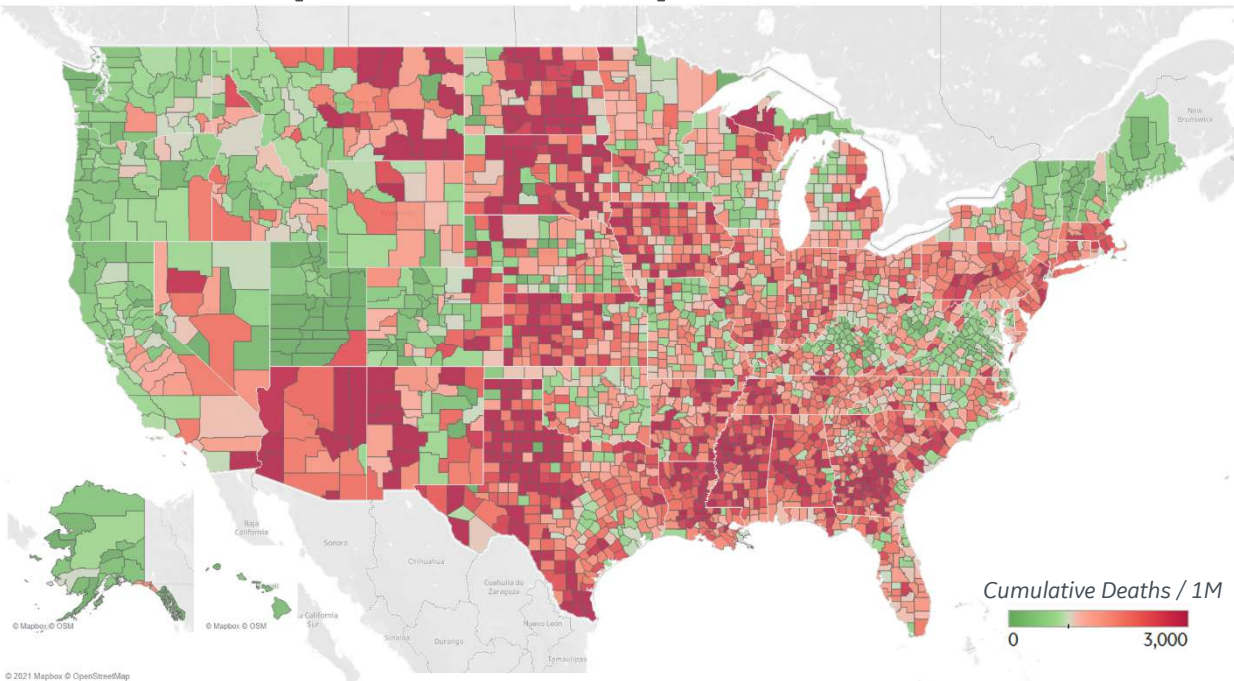


Top 10 Counties

Total Confirmed Cases / 1M

Lubbock County, TX	154,075
Webb County, TX	153,330
Miami-Dade County, FL	146,203
El Paso County, TX	143,231
Utah County, UT	138,655
San Bernardino County, CA	129,690
Providence County, RI	125,622
Brown County, WI	121,909
Greenville County, SC	117,318
Salt Lake County, UT	117,196

Reported **Deaths** per 1M to date



Top 10 Counties

Total Reported Deaths / 1M

New York City*	5,270
Cameron County, TX	3,311
Passaic County, NJ	3,288
Essex County, NJ	3,283
Union County, NJ	3,102
Hidalgo County, TX	2,945
Ocean County, NJ	2,943
Hudson County, NJ	2,912
Hampden County, MA	2,757
Bergen County, NJ	2,748

Note: Lists includes counties
≥ 250K population

* New York City counties
aggregated into one reporting area



Per 1M in Region

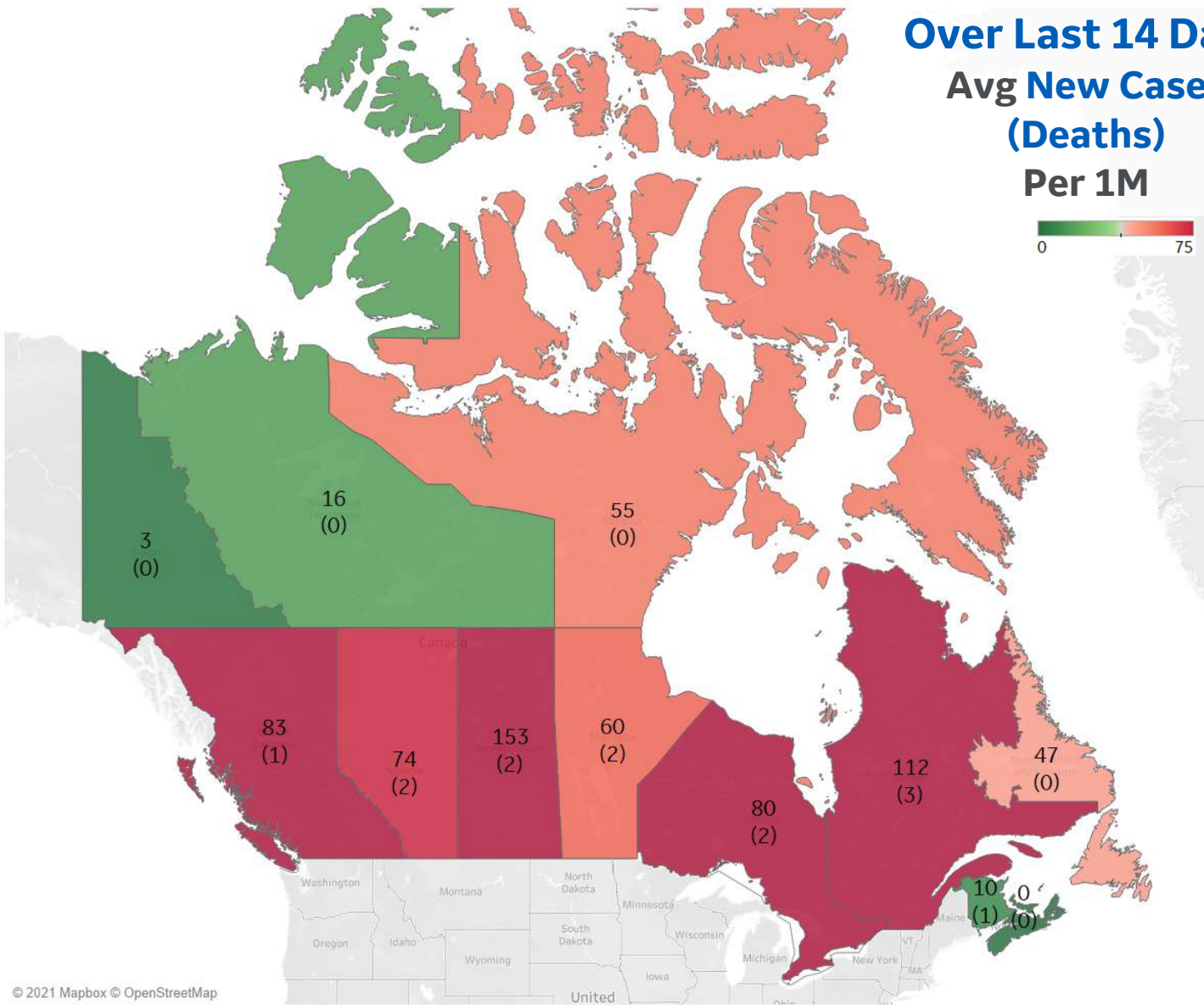
	Today	Change
Active Cases	853	-2.5%
Confirmed	68 new	+0.3%
Deaths	1 new	+0.2%
Recovered	88 new	+0.4%

Most Daily New Cases / 1M

Saskatchewan	153
Quebec	112
Ontario	80
Alberta	74
Manitoba	60
British Columbia	83

* Excludes regions with population < 1M

Over Last 14 Days Avg New Cases (Deaths) Per 1M





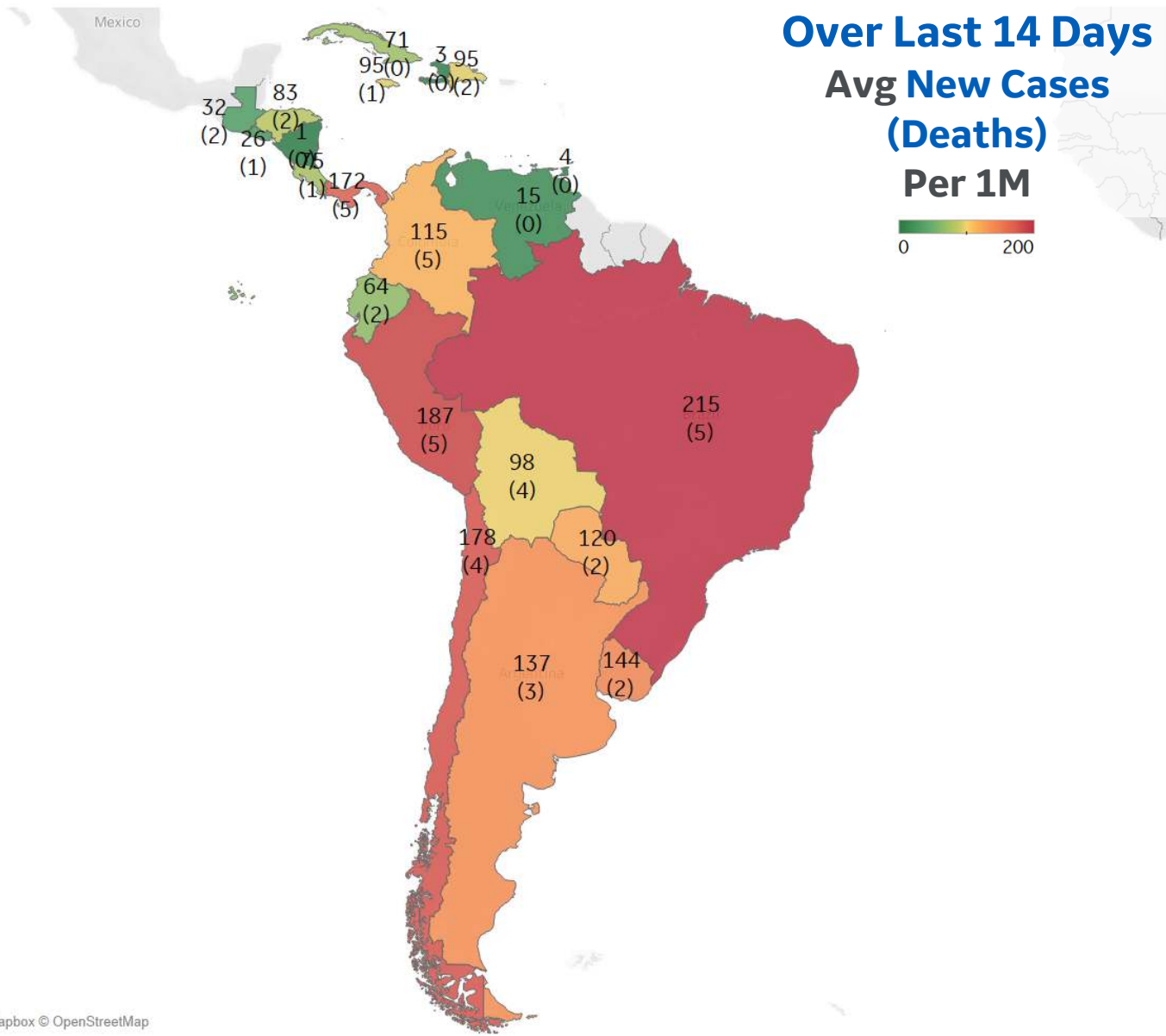
Per 1M in Region

	Today	Change
Active Cases	2,660	-2.2%
Confirmed	161 new	+0.5%
Deaths	4 new	+0.4%
Recovered	218 new	+0.7%

Most Daily New Cases / 1M

Brazil	215
Peru	187
Chile	178
Panama	172
Uruguay	144
Argentina	137
Paraguay	120
Colombia	115
Bolivia	98
Dom. Rep.	95

* Excludes regions with population < 1M





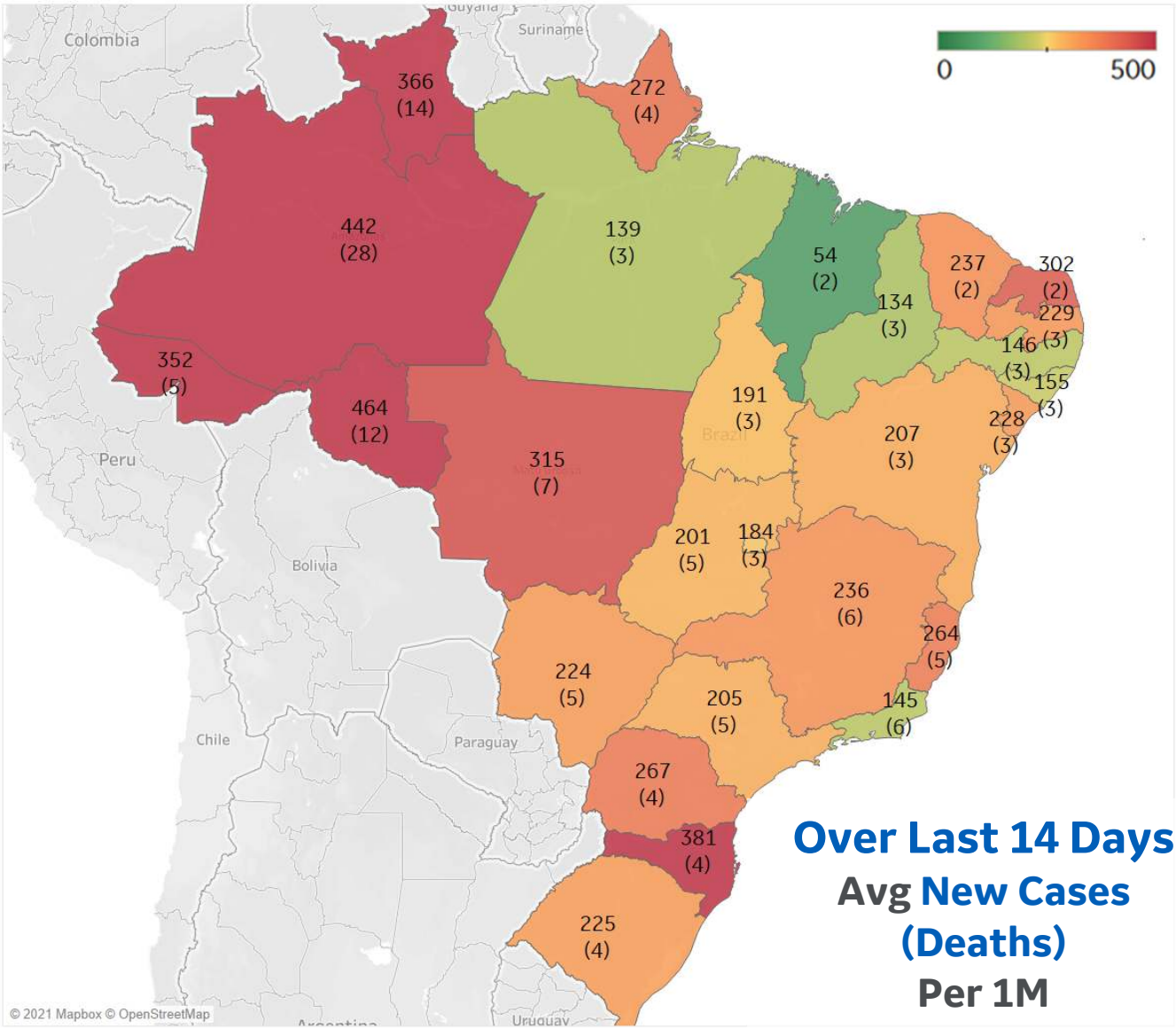
Per 1M in Region

	Today	Change
Active Cases	3,779	-3.7%
Confirmed	267 new	+0.6%
Deaths	5 new	+0.5%
Recovered	405 new	+1.0%

Most Daily New Cases / 1M

Rondônia	464
Amazonas	442
Santa Catarina	381
MatoGrosso	315
Rio Grande do ..	302
Paraná	267
Espírito Santo	264
Ceará	237
Minas Gerais	236
Paraíba	229

* Excludes regions with population < 1M





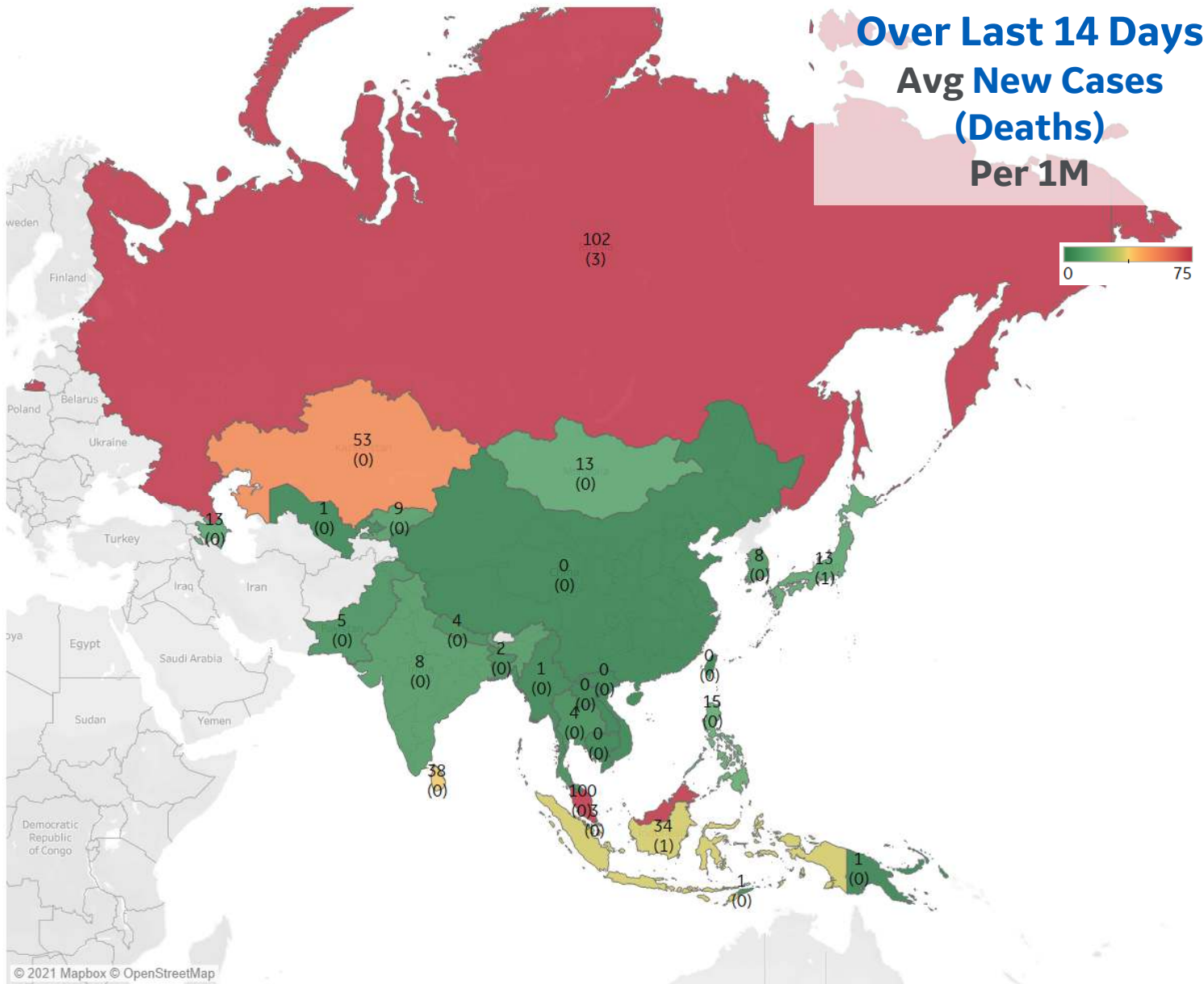
Per 1M in Region

	Today	Change
Active Cases	207	-1.0%
Confirmed	11 new	+0.2%
Deaths	0.2 new	+0.3%
Recovered	12 new	+0.3%

Most Daily New Cases / 1M

Russia	102
Malaysia	100
Kazakhstan	53
Sri Lanka	38
Indonesia	34
Philippines	15
Azerbaijan	13
Mongolia	13
Japan	13
Kyrgyzstan	9

* Excludes regions with population < 1M



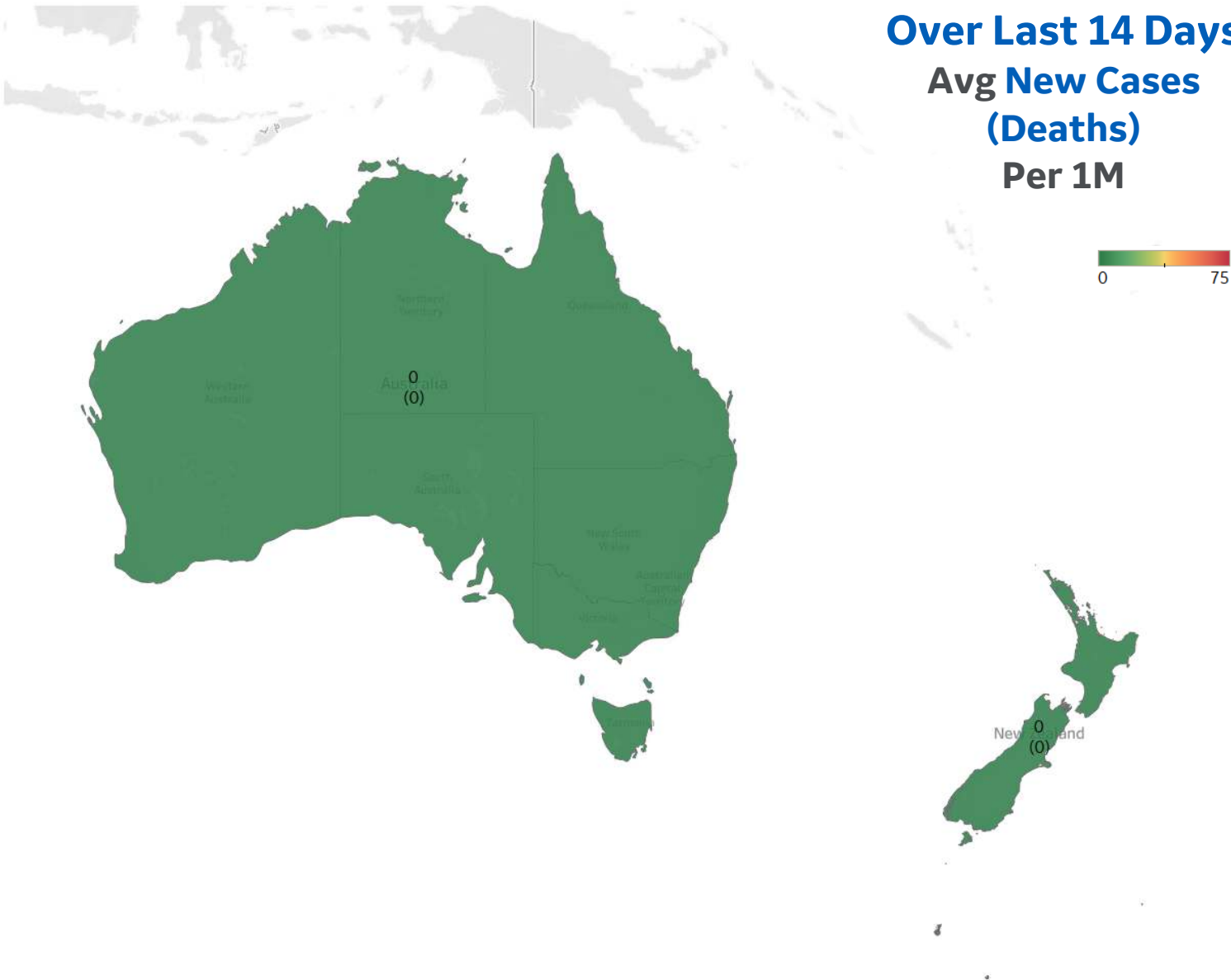


Per 1M in Region

	Today	Change
Active Cases	61	+0%
Confirmed	0 new	+0%
Deaths	0 new	+0%
Recovered	1 new	+0.1%

Most Daily New Cases / 1M

New Zealand	0
Australia	0





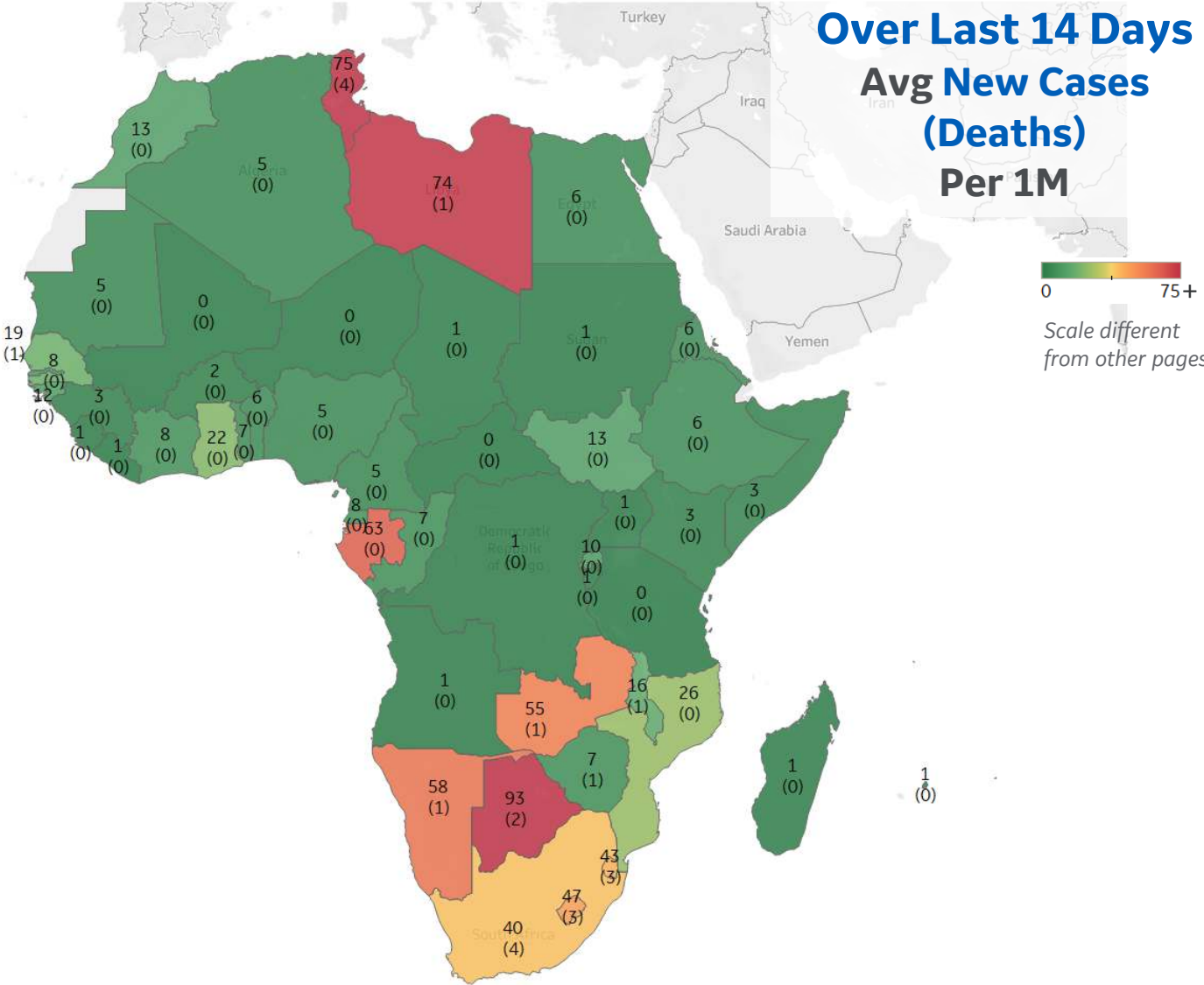
Per 1M in Region

	Today	Change
Active Cases	264	-0.6%
Confirmed	9 new	+0.3%
Deaths	0.3 new	+0.4%
Recovered	10 new	+0.4%

Most Daily New Cases / 1M

Botswana	93
Tunisia	75
Libya	74
Gabon	63
Namibia	58
Zambia	55
Lesotho	47
Eswatini	43
South Africa	40
Mozambique	26

* Excludes regions with population < 1M





Sources



*** Per 1M = Per 1 Million Population unless otherwise noted*

Johns Hopkins Coronavirus Resource Center:

<https://coronavirus.jhu.edu/map.html>

Worldometer Coronavirus Reporting:

<https://www.worldometers.info/coronavirus/>

Public Health England:

<https://www.gov.uk/government/publications/covid-19-track-coronavirus-cases>

US Department of Homeland Security, Homeland Infrastructure Foundation-Level Data:

<https://hifld-geoplatform.opendata.arcgis.com/datasets/hospitals>

City of New York, NYC Health:

<https://www1.nyc.gov/site/doh/covid/covid-19-data.page>

Chicago Coronavirus Latest Data:

<https://www.chicago.gov/city/en/sites/covid-19/home/latest-data.html>

National Health Commission of the PRC:

<http://www.nhc.gov.cn/xcs/yqtb/202003/bf66696029ba420098164607240074f8.shtml>

CDC, Severe Outcomes Among Patients with Coronavirus Disease 2019 (COVID-19):

<https://www.cdc.gov/mmwr/volumes/69/wr/mm6912e2.htm>

Italian Department of Civil Protection, COVID Monitoring:

<http://opendatadpc.maps.arcgis.com/apps/opsdashboard/index.html#/b0c68bce2cce478eaac82fe38d4138b1>

The COVID Tracking Project:

<https://covidtracking.com/data/>

UK Office for National Statistics:

<https://www.ons.gov.uk/peoplepopulationandcommunity/birthsdeathsandmarriages/deaths/bulletins/deathsregisteredweeklyinenglandandwalesprovisional/weekending24april2020>

COVID-19 Information for Switzerland:

<https://www.corona-data.ch/>

European Centre for Disease Prevention and Control:

<https://www.ecdc.europa.eu/en/publications-data/download-data-hospital-and-icu-admission-rates-and-current-occupancy-covid-19>

Worldwide Survival Rate, last 30d calculation =

$$\frac{[(Total\ Confirmed - Total\ Confirmed\ 30d\ ago) - (Total\ Deaths - Total\ Deaths\ 30d\ ago)]}{(Total\ Confirmed - Total\ Confirmed\ 30d\ ago)}$$

Secretary of Health, Mexico:

<https://www.gob.mx/salud/en>

OECD Economic Outlooks, Statistics:

https://www.oecd-ilibrary.org/economics/data/oecd-economic-outlook-statistics-and-projections_eo-data-en

Public Health Authority of Sweden:

<https://www.folkhalsomyndigheten.se/smittskydd-beredskap/utbrott/aktuella-utbrott/covid-19/bekraftade-fall-i-sverige>

CDC Provisional COVID19 Deaths Counts

<https://data.cdc.gov/NCHS/Provisional-COVID-19-Death-Counts-by-Sex-Age-and-S/9bhg-hcku>

Canada Regional Data:

<https://health-infobase.canada.ca/covid-19/epidemiological-summary-covid-19-cases.html#fn1>

Canada Regional Populations (Q4 2019):

<https://www150.statcan.gc.ca/t1/tbl1/en/tv.action?pid=1710000901>

CDC COVID Data Tracker:

<https://covid.cdc.gov/covid-data-tracker/#vaccinations>

Polio immunization Timeline:

<https://www.immunize.org/timeline/>

CDC: COVID-19 Vaccines:

<https://www.cdc.gov/coronavirus/2019-ncov/vaccines/different-vaccines.html>

Polio deaths in 1952:

<https://news.yahoo.com/deadly-polio-epidemic-why-matters-122730886.html>

US population in 1952:

https://www.bing.com/search?q=US%20ppulation%20in%201952&qsn=&form=QBRE&msbsrank=6_6_0&sp=-1&pq=us%20pp&sc=6-5&sk=&cvid=3AB19021E9C24B6F98E8CD7EEA3E8387

US CDC COVID-19 Death Data and Resources

<https://www.cdc.gov/nchs/nvss/covid-19.htm>