



Global Confirmed & Active Cases

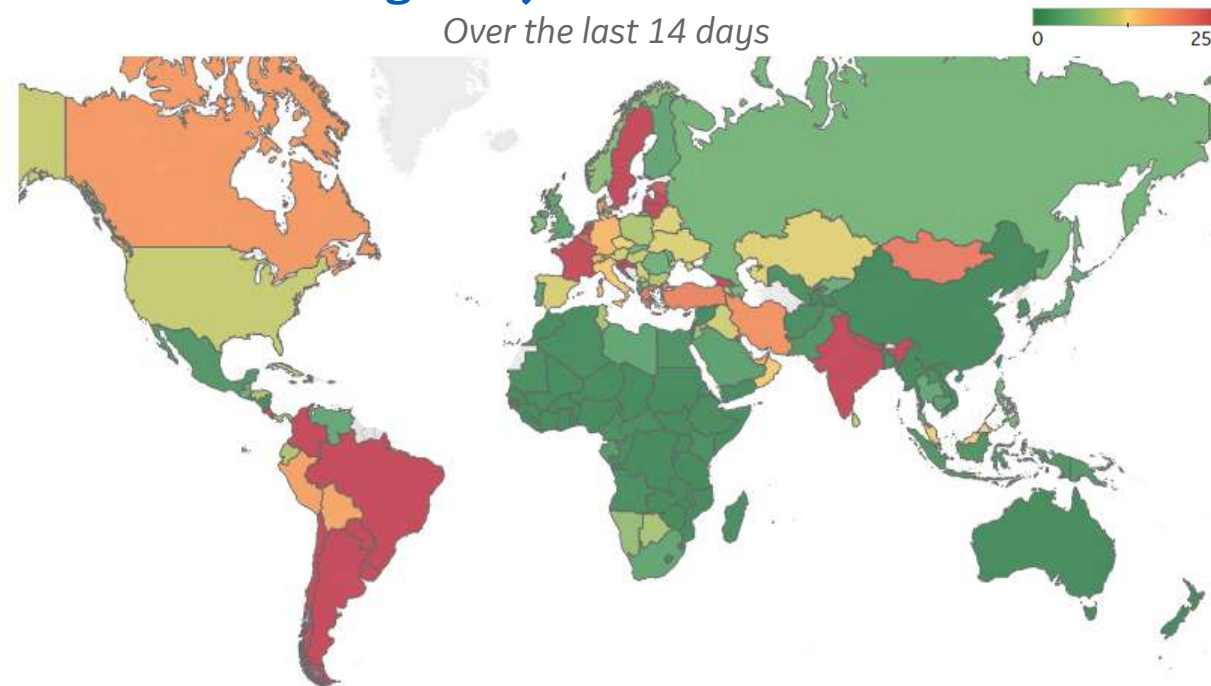


Trend since 22 Jan 2020



Avg. Daily New Cases / 1M

Over the last 14 days



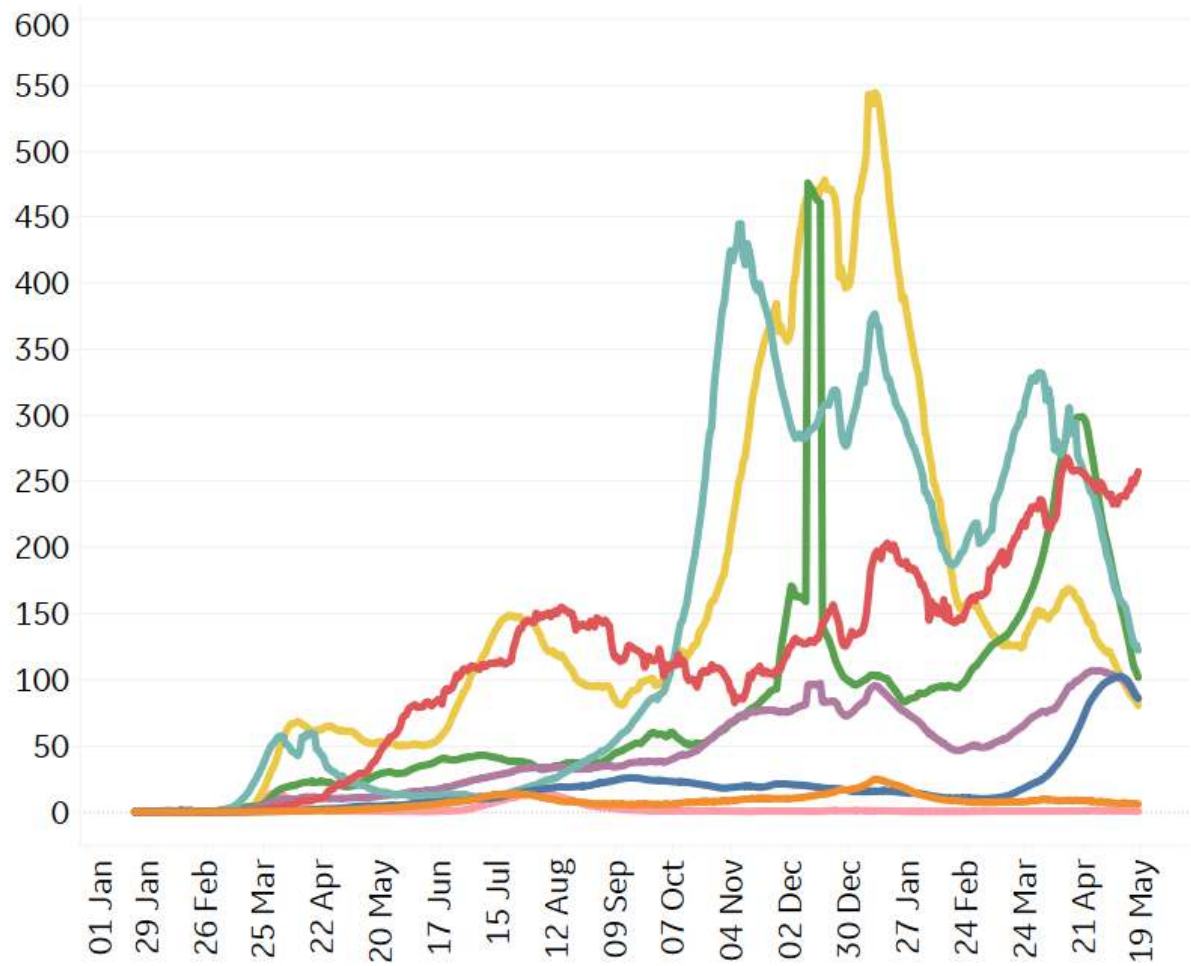
Per 1M:	New Today	Change from 30 days ago
Active	-28	+5%
Confirmed	70	+16%
Deaths	1	+13%
Recovered	96	+24%
Worldwide Survival Rate	To Date 97.9%	Last 30 Days 98.3%



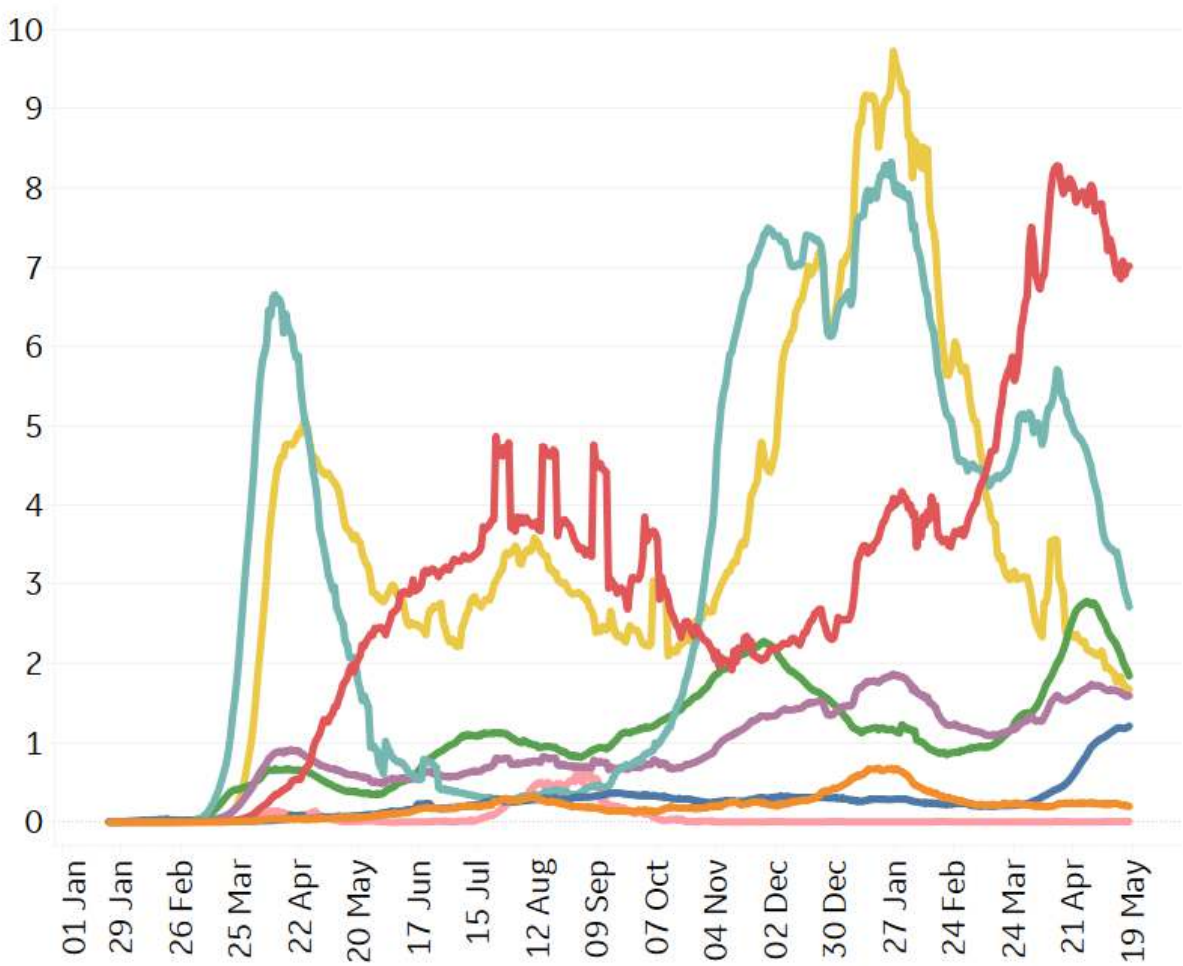
New Confirmed Cases & New Deaths

Key World North America Europe Middle East Cent & South America Asia Africa Oceania

New Confirmed Cases / 1M
7-day rolling average



New Deaths / 1M
7-day rolling average



*Large jump in Middle East confirmed cases due to batched reporting of 823,225 new cases in Turkey on 10 Dec



Top 50 Countries: Per 1M

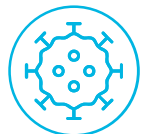


1 - 25	Average over last 7 days		Total Since 22 Jan			Change from 14d Ago 14 day avg of daily new	
	New Confirmed	New Deaths	Total Confirmed	Estimated Recovered	Total Deaths	Confirmed	Deaths
Hungary	91	8	82,665	78,144	3,024	-53%	-48%
Czechia	102	3	154,366	149,847	2,793	-42%	-34%
Bos. and Herz.	55	8	61,719	57,733	2,759	-45%	-18%
North Macedonia	46	8	74,267	70,807	2,510	-64%	-44%
Bulgaria	74	6	59,707	55,909	2,496	-47%	-30%
Slovakia	49	5	71,004	67,951	2,242	-38%	-32%
Belgium	185	2	89,122	83,883	2,133	-20%	-26%
Slovenia	219	2	119,977	114,268	2,081	-21%	-43%
Italy	109	3	68,846	64,940	2,056	-35%	-32%
Brazil	301	9	73,661	67,478	2,054	9%	-18%
Peru	168	9	57,293	53,012	2,008	-30%	-21%
Poland	76	6	75,441	72,241	1,894	-55%	-40%
Croatia	200	8	85,380	79,845	1,885	-45%	-16%
UK	33	0	65,825	63,482	1,885	-1%	-45%
US	97	2	99,605	96,331	1,771	-32%	-11%
Spain	105	2	77,337	74,024	1,699	-33%	-4%
Portugal	37	0	82,613	80,462	1,668	-21%	3%
France	221	2	91,038	85,934	1,654	-37%	-32%
Colombia	326	10	61,542	55,489	1,608	-5%	4%
EU	139	3	71,808	67,952	1,602	-34%	-31%
Argentina	540	10	73,811	65,275	1,572	3%	17%
Romania	41	4	55,739	53,477	1,537	-49%	-40%
Lithuania	390	4	97,735	90,448	1,510	-2%	-16%
Moldova	41	3	62,954	60,820	1,496	-50%	-29%
Armenia	76	4	74,556	71,771	1,462	-52%	-28%

Change from 14d ago: Compares 14d-avgs. of Daily New Cases/Deaths today with 14d-avgs from 14d ago
Estimated Recovered: Cases 14d ago - Deaths today

26 - 50	Average over last 7 days		Total Since 22 Jan			Change from 14d Ago 14 day avg of daily new	
	New Confirmed	New Deaths	Total Confirmed	Estimated Recovered	Total Deaths	Confirmed	Deaths
Chile	294	5	67,592	62,140	1,461	-10%	-8%
Panama	107	1	86,017	83,203	1,459	37%	-4%
Sweden	415	1	102,693	94,990	1,413	-14%	-13%
Switzerland	130	0	78,820	75,475	1,241	-32%	-34%
Kosovo	58	2	57,731	54,954	1,209	18%	80%
Latvia	290	4	67,928	62,392	1,203	-3%	17%
Austria	90	1	70,791	68,032	1,164	-48%	-35%
Georgia	301	6	82,944	77,331	1,120	5%	43%
Lebanon	59	3	78,523	76,307	1,118	-56%	-26%
Netherlands	294	1	95,011	89,045	1,034	-22%	-4%
Uruguay	824	14	69,927	57,747	1,014	5%	-12%
Ireland	49	1	51,616	49,688	1,001	-28%	-50%
Estonia	201	2	95,893	91,758	922	-17%	-29%
Jordan	60	2	71,082	69,086	909	-55%	-43%
Serbia	93	2	80,921	78,567	766	-51%	-35%
West Bank and G.	57	2	66,550	64,513	752	-63%	-35%
Israel	3	0	96,951	96,150	738	-62%	-15%
Costa Rica	481	5	56,659	49,675	712	24%	75%
Turkey	140	3	60,797	57,567	533	-61%	-23%
Bahrain	969	5	119,040	105,614	442	44%	67%
Kuwait	216	1	68,490	64,660	397	-24%	-21%
Cyprus	180	1	58,997	55,132	287	-56%	-4%
Qatar	104	1	74,100	71,870	185	-42%	-45%
UAE	143	0	55,348	52,974	165	-18%	-7%
Total World	86	2	21,120	19,384	438	-12%	-4%

Top 50 countries selected by Cases / 1M. Sorted by Total Deaths / 1M
Excludes countries with population < 1M



Top 50 Countries: Raw Volume



1 - 25	Average over last 7 days		Total Since 22 Jan			Change from 14d Ago 14 day avg of daily new	
	New Confirmed	New Deaths	Total Confirmed	Estimated Recovered	Total Deaths	Confirmed	Deaths
EU	61,990	1,270	31,972,652	30,255,639	713,342	-34%	-31%
US	32,032	587	32,969,480	31,885,839	586,362	-32%	-11%
Brazil	63,914	1,901	15,657,391	14,342,992	436,537	9%	-18%
India	319,497	4,104	25,228,996	20,004,114	278,719	0%	34%
Mexico	2,321	201	2,382,745	2,129,407	220,493	-24%	-35%
UK	2,232	11	4,468,582	4,309,559	127,946	-1%	-45%
Italy	6,613	181	4,162,576	3,926,412	124,296	-35%	-32%
Russia	8,568	360	4,892,938	4,662,581	114,263	-3%	-5%
France	14,397	161	5,942,370	5,609,187	107,973	-37%	-32%
Germany	10,016	181	3,608,320	3,351,800	86,386	-37%	-14%
Colombia	16,587	495	3,131,410	2,823,445	81,809	-5%	4%
Spain	4,924	77	3,615,860	3,460,998	79,432	-33%	-4%
Iran	13,181	280	2,765,485	2,478,365	77,222	-29%	-24%
Poland	2,872	234	2,855,190	2,734,081	71,675	-55%	-40%
Argentina	24,406	458	3,335,965	2,950,152	71,027	3%	17%
Peru	5,537	302	1,889,052	1,747,907	66,220	-30%	-21%
South Africa	2,537	62	1,615,485	1,529,701	55,260	75%	16%
Ukraine	4,934	245	2,212,635	2,090,706	50,132	-47%	-27%
Indonesia	3,639	155	1,744,045	1,633,699	48,305	-15%	-1%
Turkey	11,802	239	5,127,548	4,855,138	44,983	-61%	-23%
Czechia	1,093	29	1,653,099	1,604,706	29,913	-42%	-34%
Romania	794	77	1,072,291	1,028,766	29,571	-49%	-40%
Hungary	884	74	798,573	754,898	29,213	-53%	-48%
Chile	5,613	88	1,292,096	1,187,881	27,934	-10%	-8%
Canada	5,674	43	1,342,206	1,226,847	24,964	-19%	-8%

26 - 50	Average over last 7 days		Total Since 22 Jan			Change from 14d Ago 14 day avg of daily new	
	New Confirmed	New Deaths	Total Confirmed	Estimated Recovered	Total Deaths	Confirmed	Deaths
Belgium	2,146	20	1,032,895	972,173	24,723	-20%	-26%
Ecuador	1,259	78	410,870	368,260	19,786	-17%	-4%
Pakistan	2,624	92	882,928	817,771	19,752	-36%	-22%
Philippines	5,871	100	1,149,925	1,042,963	19,262	-25%	18%
Netherlands	5,036	18	1,627,997	1,525,769	17,725	-22%	-4%
Bulgaria	513	43	414,869	388,482	17,343	-47%	-30%
Portugal	377	2	842,381	820,448	17,009	-21%	3%
Iraq	3,614	28	1,142,925	1,064,003	15,995	-34%	-21%
Sweden	4,191	15	1,037,126	959,329	14,275	-14%	-13%
Slovakia	268	27	387,659	370,990	12,238	-38%	-32%
Bangladesh	833	30	780,857	751,501	12,181	-58%	-53%
Japan	5,981	94	688,873	598,038	11,587	10%	57%
Switzerland	1,123	4	682,160	653,208	10,744	-32%	-34%
Austria	811	13	637,573	612,721	10,480	-48%	-35%
Jordan	609	22	725,258	704,897	9,276	-55%	-43%
Morocco	157	4	515,023	502,808	9,104	-48%	-10%
Lebanon	402	18	535,954	520,826	7,631	-56%	-26%
Saudi Arabia	944	13	433,980	413,127	7,174	-5%	15%
Serbia	815	17	707,033	686,473	6,696	-51%	-35%
Israel	29	2	839,159	832,232	6,389	-62%	-15%
Nepal	8,632	194	464,218	338,203	5,215	110%	584%
Kazakhstan	2,293	4	414,345	379,764	3,400	-20%	-17%
Malaysia	4,296	35	474,556	415,565	1,947	41%	140%
UAE	1,412	3	547,411	523,934	1,633	-18%	-7%
Total World	665,328	12,314	163,609,594	150,162,105	3,389,992	-12%	-4%

Change from 14d ago: Compares 14d-avgs. of Daily New Cases/Deaths today with 14d-avgs from 14d ago
Estimated Recovered: Cases 14d ago - Deaths today

Top 50 countries selected by Total Cases. Sorted by Total Deaths
Excludes countries with population < 1M



United States: Per 1M



1 - 25	Average over last 7 days		Total Since 22 Jan			Change from 14d Ago 14 day avg of daily new	
	New Confirmed	New Deaths	Total Confirmed	Estimated Recovered	Total Deaths	Confirmed	Deaths
New Jersey	49	3	113,835	109,772	2,924	-49%	-21%
New York	94	2	107,273	103,029	2,724	-45%	-29%
Massachusetts	92	2	101,894	97,782	2,579	-40%	-14%
Rhode Island	94	1	142,206	137,789	2,550	-47%	-15%
Mississippi	65	1	105,850	102,529	2,438	-17%	-7%
Arizona	78	1	120,000	116,382	2,400	-12%	-36%
Connecticut	84	2	96,946	93,219	2,298	-44%	-16%
Louisiana	95	2	100,229	96,552	2,256	10%	-4%
South Dakota	61	2	139,812	136,496	2,253	-40%	35%
Alabama	267	2	110,187	105,594	2,251	83%	2%
Pennsylvania	139	3	92,819	88,503	2,093	-42%	-5%
North Dakota	114	1	143,210	139,397	2,013	-30%	-40%
Indiana	121	1	109,325	105,457	2,003	-14%	10%
Michigan	200	6	98,020	92,714	1,984	-47%	-4%
New Mexico	88	1	95,948	92,643	1,963	-3%	-35%
Illinois	122	2	107,887	103,921	1,957	-32%	0%
Georgia	75	2	105,111	102,017	1,931	-33%	-37%
Arkansas	60	2	112,283	109,474	1,921	1%	2%
Iowa	72	1	117,111	114,022	1,904	-31%	-36%
S. Carolina	111	2	114,386	110,929	1,875	-24%	-24%
Tennessee	84	1	125,689	122,578	1,805	-34%	-2%
Nevada	107	1	104,242	100,873	1,796	-9%	-43%
Texas	70	2	101,101	98,310	1,758	-36%	-10%
Oklahoma	35	2	114,046	111,700	1,738	-25%	-1%
Kansas	57	1	107,629	105,058	1,730	-26%	49%

Change from 14d ago: Compares 14d-avgs. of Daily New Cases/Deaths today with 14d-avgs from 14d ago
Estimated Recovered: Cases 14d ago - Deaths today

26 - 51	Average over last 7 days		Total Since 22 Jan			Change from 14d Ago 14 day avg of daily new	
	New Confirmed	New Deaths	Total Confirmed	Estimated Recovered	Total Deaths	Confirmed	Deaths
Delaware	123	1	109,974	106,202	1,695	-43%	4%
Florida	146	2	106,807	102,884	1,682	-34%	-1%
Ohio	89	0	93,388	90,381	1,671	-26%	-92%
DC	80	2	68,849	66,286	1,590	-41%	60%
California	34	1	95,409	93,253	1,587	-15%	-21%
West Virginia	161	3	88,521	84,505	1,541	-12%	177%
Missouri	70	1	97,818	95,245	1,511	-31%	-14%
Montana	105	1	103,598	100,577	1,495	-14%	-14%
Kentucky	119	2	101,355	98,214	1,491	-7%	-23%
Maryland	67	2	75,461	72,875	1,477	-48%	-33%
Wisconsin	83	1	115,038	112,385	1,325	-24%	-1%
Minnesota	154	2	105,506	101,594	1,310	-35%	-13%
Virginia	58	2	78,549	76,257	1,292	-42%	5%
Wyoming	113	0	102,326	99,485	1,230	2%	25%
N. Carolina	105	1	94,579	91,669	1,229	-29%	-27%
Nebraska	75	1	115,028	112,675	1,171	-37%	-30%
Idaho	92	1	106,476	104,056	1,158	-19%	-43%
Colorado	203	2	92,449	88,261	1,120	-25%	37%
New Hampshire	102	2	71,908	69,260	980	-39%	-20%
Washington	144	1	55,599	52,732	741	-20%	18%
Utah	97	2	125,620	123,514	705	-15%	45%
Oregon	139	2	46,443	43,694	614	-20%	110%
Maine	180	1	49,036	45,595	597	-16%	-43%
Alaska	94	3	95,141	93,039	498	-43%	14%
Vermont	85	1	38,321	36,709	404	-28%	-33%
Hawaii	63	0	25,025	23,776	347	-4%	-20%

Sorted by Total Deaths / 1M



United States: Raw Volume



1 - 25	Average over last 7 days		Total Since 22 Jan			Change from 14d Ago 14 day avg of daily new	
	New Confirmed	New Deaths	Total Confirmed	Estimated Recovered	Total Deaths	Confirmed	Deaths
California	1,361	52	3,769,827	3,684,638	62,699	-15%	-21%
New York	1,822	37	2,086,836	2,004,287	52,989	-45%	-29%
Texas	2,040	44	2,931,500	2,850,577	50,972	-36%	-10%
Florida	3,125	50	2,293,980	2,209,720	36,133	-34%	-1%
Pennsylvania	1,775	39	1,188,272	1,133,018	26,798	-42%	-5%
New Jersey	437	24	1,011,106	975,018	25,975	-49%	-21%
Illinois	1,547	30	1,367,126	1,316,870	24,801	-32%	0%
Georgia	799	20	1,116,008	1,083,153	20,506	-33%	-37%
Michigan	1,996	57	978,915	925,920	19,812	-47%	-4%
Ohio	1,043	0	1,091,623	1,056,471	19,528	-26%	-92%
Massachusetts	633	11	702,306	673,960	17,775	-40%	-14%
Arizona	568	8	873,446	847,113	17,466	-12%	-36%
Indiana	813	10	735,999	709,957	13,486	-14%	10%
N. Carolina	1,101	14	991,956	961,428	12,891	-29%	-27%
Tennessee	571	7	858,355	837,109	12,327	-34%	-2%
Alabama	1,310	9	540,267	517,746	11,038	83%	2%
Virginia	496	18	670,456	650,896	11,029	-42%	5%
Louisiana	440	7	465,946	448,851	10,489	10%	-4%
S. Carolina	572	8	588,939	571,140	9,654	-24%	-24%
Missouri	429	6	600,350	584,560	9,271	N/A	-14%
Maryland	402	10	456,216	440,577	8,932	-48%	-33%
Connecticut	299	6	345,639	332,351	8,194	-44%	-16%
Wisconsin	486	9	669,804	654,357	7,712	-24%	-1%
Minnesota	866	9	595,016	572,951	7,389	-35%	-13%
Mississippi	193	3	315,026	305,143	7,257	-17%	-7%

Change from 14d ago: Compares 14d-avgs. of Daily New Cases/Deaths today with 14d-avgs from 14d ago

Estimated Recovered: Cases 14d ago - Deaths today

26 - 51	Average over last 7 days		Total Since 22 Jan			Change from 14d Ago 14 day avg of daily new	
	New Confirmed	New Deaths	Total Confirmed	Estimated Recovered	Total Deaths	Confirmed	Deaths
Oklahoma	138	7	451,278	441,994	6,878	-25%	-1%
Kentucky	531	9	452,821	438,787	6,662	-7%	-23%
Colorado	1,171	13	532,389	508,271	6,450	-25%	37%
Iowa	226	3	369,494	359,748	6,006	-31%	-36%
Arkansas	180	5	338,849	330,370	5,796	1%	2%
Washington	1,097	8	423,382	401,551	5,640	-20%	18%
Nevada	329	4	321,081	310,706	5,533	-9%	-43%
Kansas	165	3	313,557	306,067	5,041	-26%	49%
New Mexico	184	1	201,186	194,256	4,116	-3%	-35%
West Virginia	289	5	158,643	151,445	2,762	-12%	177%
Rhode Island	100	2	150,648	145,968	2,701	-47%	-15%
Oregon	587	8	195,884	184,288	2,590	-20%	110%
Nebraska	145	3	222,512	217,959	2,266	-37%	-30%
Utah	310	5	402,731	395,981	2,259	-15%	45%
Idaho	164	1	190,279	185,955	2,069	-19%	-43%
South Dakota	54	2	123,686	120,752	1,993	-40%	35%
Delaware	120	1	107,089	103,416	1,651	-43%	4%
Montana	113	1	110,723	107,494	1,598	-14%	-14%
North Dakota	87	1	109,135	106,229	1,534	-30%	-40%
New Hampshire	139	3	97,774	94,173	1,333	-39%	-20%
DC	56	2	48,590	46,781	1,122	-41%	60%
Maine	242	1	65,915	61,289	803	-16%	-43%
Wyoming	65	0	59,222	57,578	712	2%	25%
Hawaii	89	1	35,432	33,664	492	-4%	-20%
Alaska	69	2	69,600	68,062	364	-43%	14%
Vermont	53	0	23,912	22,906	252	-28%	-33%

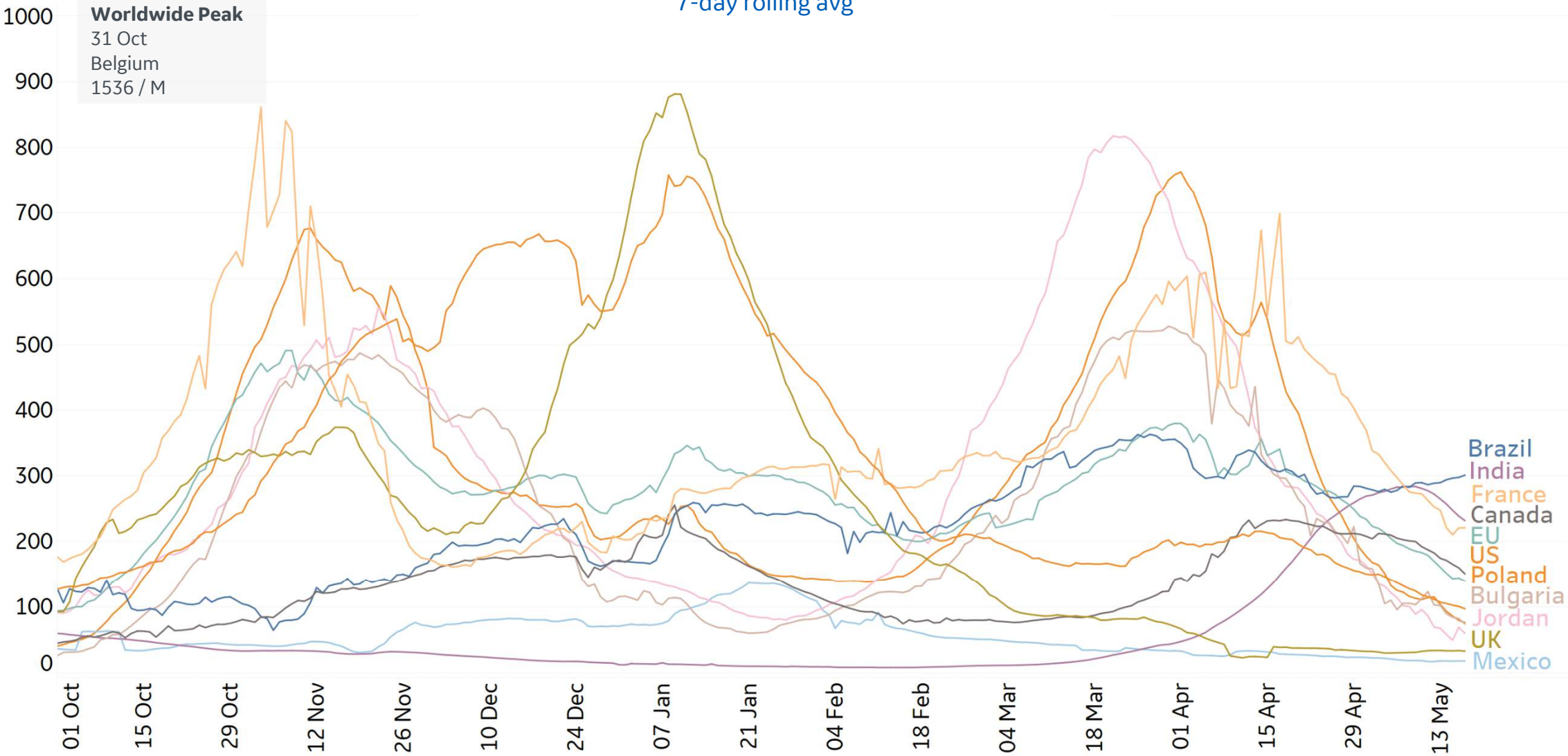
Sorted by Total Deaths



New Confirmed Cases in Select Countries

Daily New Confirmed Cases / 1M

7-day rolling avg



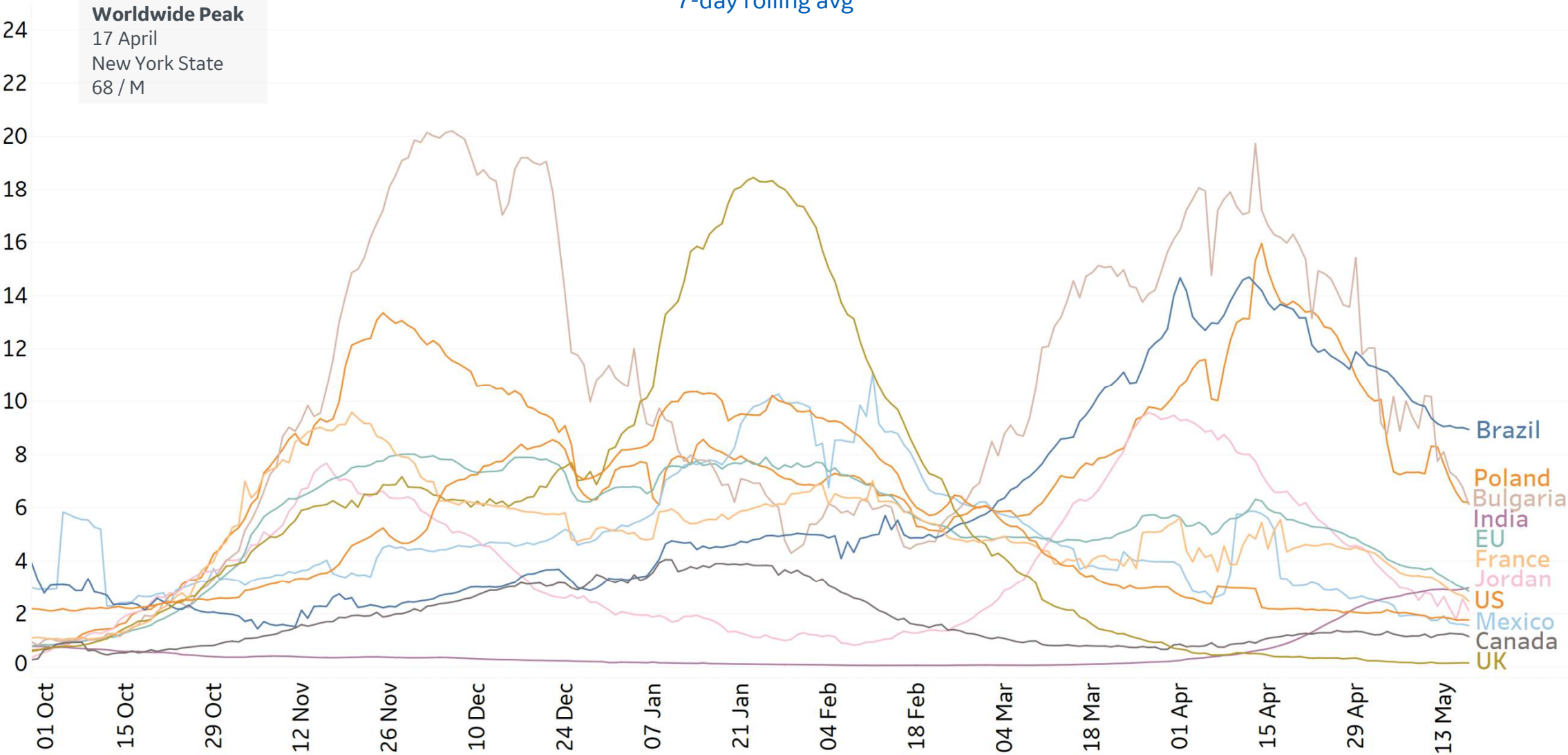


New Deaths in Select Countries

Updated 18 May 2021, 3:30 GMT

8

Daily New Deaths / 1M
7-day rolling avg

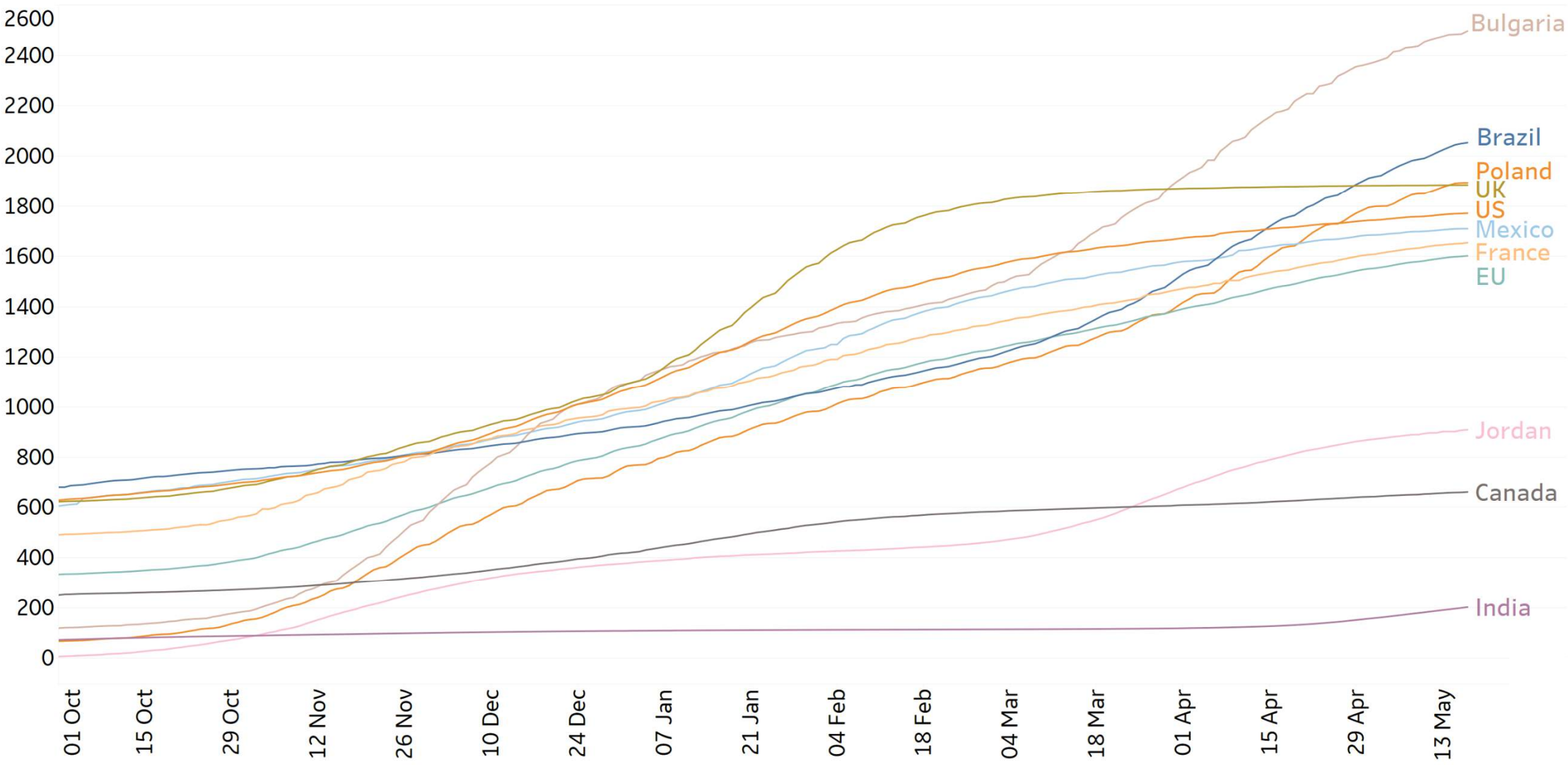




Cumulative Deaths in Select Countries

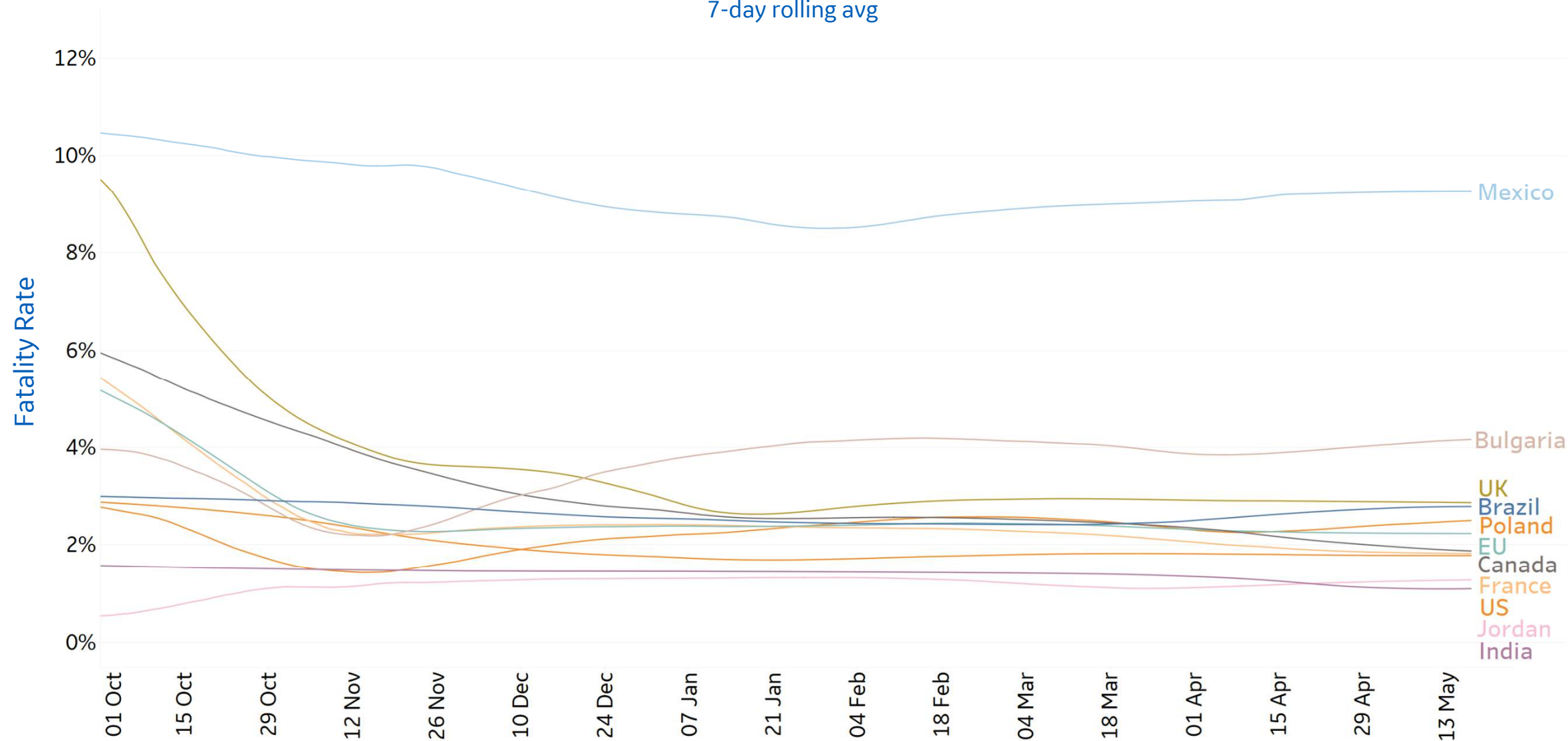
Updated 18 May 2021, 3:30 GMT 9

Cumulative Deaths / 1M





7-day rolling avg

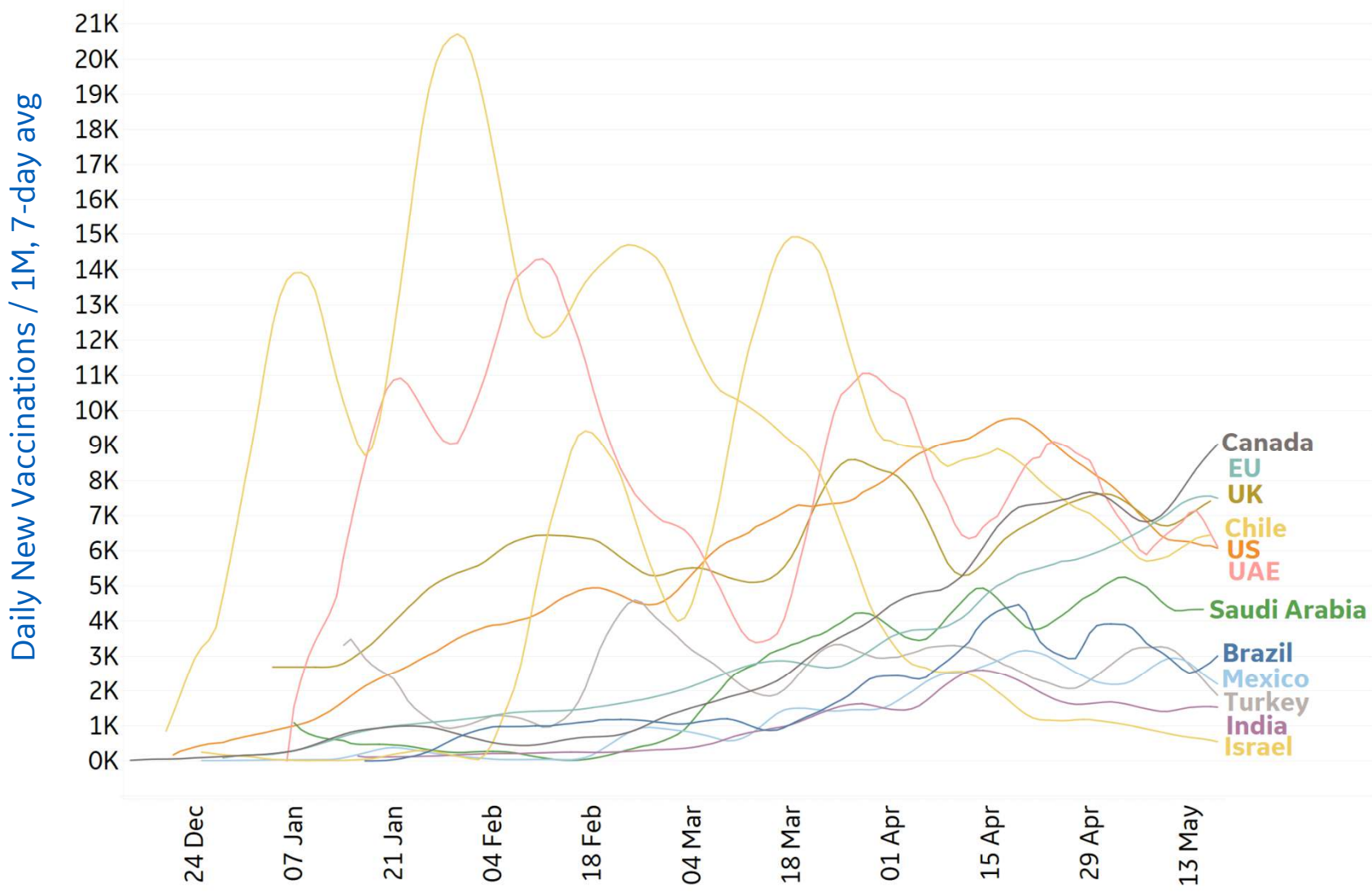




Daily & Total Vaccinations, Select Countries

Updated 18 May 2021, 3:30 GMT 11

Select countries with data available



	Total Vaccinations per 1M	% of Population Fully Vaccinated
Israel	1,216,602	58.9%
UAE	1,161,679	
Chile	866,853	39.2%
UK	839,526	29.9%
US	829,032	37.4%
Hungary	772,666	28.5%
Canada	498,273	3.8%
Germany	478,318	11.1%
Spain	477,237	15.4%
Italy	461,767	14.6%
Portugal	454,163	13.7%
EU	448,436	13.2%
France	446,525	13.8%
Turkey	307,698	13.0%
Brazil	252,279	8.1%
Mexico	180,729	8.3%
India	133,200	3.0%

*Total Vax and % Fully Vaccinated use most current reported data per country



US State Vaccinations to Date



State	% Fully Vaccinated	% Rec'd at Least 1 Dose	Population
Connecticut	48.7%	59.4%	3,565,287
Maine	48.7%	58.8%	1,344,212
Vermont	47.5%	65.2%	623,989
Massachusetts	47.1%	62.6%	6,892,503
Rhode Island	47.1%	57.1%	1,059,361
New Mexico	44.6%	54.5%	2,096,829
New Jersey	44.4%	56.3%	8,882,190
Hawaii	44.0%	62.2%	1,415,872
New York	42.8%	52.0%	19,453,561
Maryland	42.6%	53.5%	6,045,680
Minnesota	41.9%	51.2%	5,639,632
Wisconsin	41.8%	48.4%	5,822,434
Colorado	41.3%	50.6%	5,758,736
South Dakota	41.1%	46.4%	884,659
Iowa	40.9%	46.7%	3,155,070
Virginia	40.6%	51.5%	8,535,519
Washington	40.6%	52.2%	7,614,893
Nebraska	39.9%	46.0%	1,934,408
Delaware	39.5%	50.9%	973,764
Pennsylvania	39.3%	54.8%	12,801,989
Oregon	39.3%	50.8%	4,217,737
Michigan	38.9%	46.0%	9,986,857
California	38.7%	53.4%	39,512,223
Alaska	37.9%	43.9%	731,545
Ohio	37.8%	43.2%	11,689,100

36.7%
Total US population
fully vaccinated
(**367,184 per million**)

46.5%
Eligible US population (16+)
fully vaccinated
(**464,789 per million**)

46.7%
Total US population
having received
at least 1 dose
(**466,960 per million**)

59.1%
Eligible US population (16+)
having received
at least 1 dose
(**591,089 per million**)

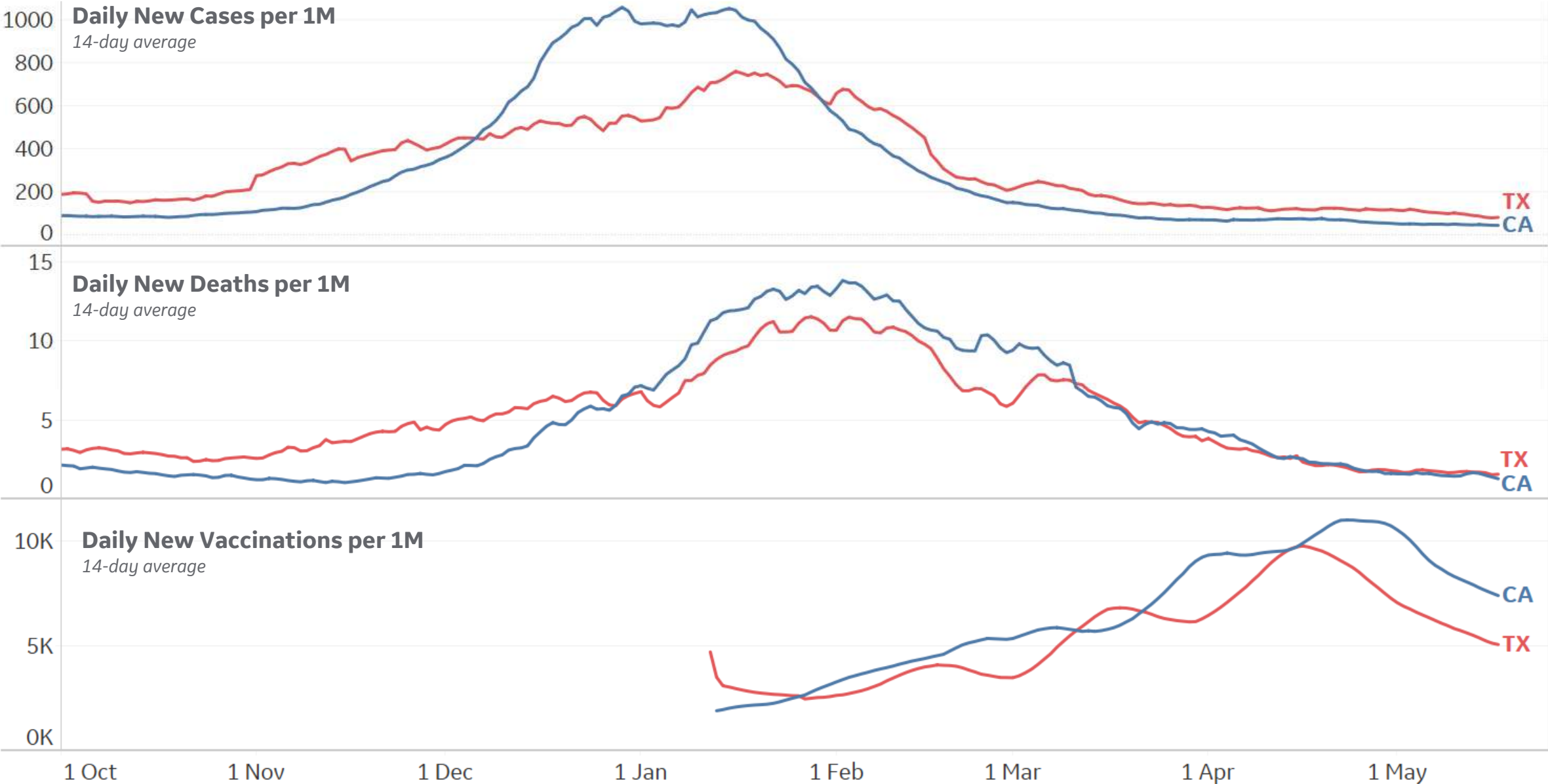
State	% Fully Vaccinated	% Rec'd at Least 1 Dose	Population
Illinois	36.8%	51.0%	12,671,821
Kansas	36.5%	44.7%	2,913,314
Montana	36.3%	43.0%	1,068,778
Kentucky	36.3%	43.6%	4,467,673
Florida	35.7%	45.9%	21,477,737
New Hampshir..	35.6%	60.0%	1,359,711
North Dakota	35.2%	40.7%	762,062
North Carolina	34.2%	41.5%	10,488,084
Nevada	34.0%	42.7%	3,080,156
Arizona	33.6%	43.8%	7,278,717
West Virginia	32.8%	38.1%	1,792,147
Indiana	32.6%	39.4%	6,732,219
Missouri	32.6%	40.1%	6,137,428
Texas	32.6%	41.3%	28,995,881
Oklahoma	32.4%	40.2%	3,956,971
South Carolina	31.8%	38.9%	5,148,714
Idaho	30.9%	36.0%	1,787,065
Wyoming	30.4%	35.4%	578,759
Tennessee	29.9%	37.3%	6,829,174
Georgia	29.5%	37.7%	10,617,423
Louisiana	29.5%	34.0%	4,648,794
Arkansas	29.3%	37.7%	3,017,804
Utah	29.0%	42.2%	3,205,958
Alabama	27.6%	34.7%	4,903,185
Mississippi	25.8%	32.5%	2,976,149



Feature: Cases, Deaths, Vaccinations in CA and TX

Updated 18 May 2021, 3:30 GMT

13





Europe & Middle East

Updated 18 May 2021, 3:30 GMT

Per 1M in Region

	Today	Change
Active Cases	21,467	+0.0%
Confirmed	83	+0.1%
Deaths	2	+0.2%
Recovered	115	+0.3%

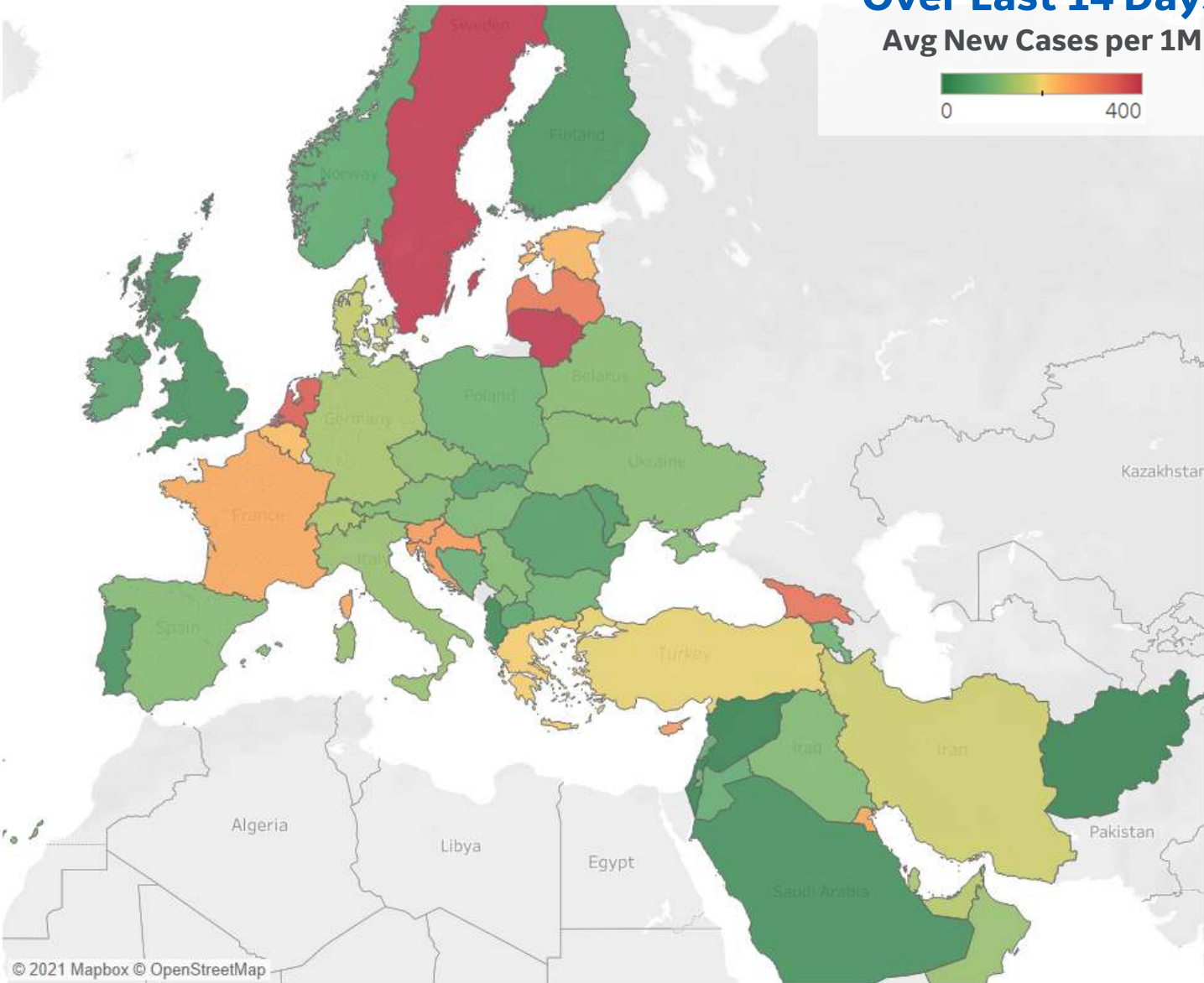
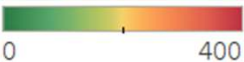
Average Daily New Cases & Deaths per 1M Over Last 14 Days

	Cases	Deaths
Bahrain	927	4
Sweden	449	2
Lithuania	413	4
Netherlands	352	1
Georgia	321	5
Latvia	309	4
Croatia	261	9
Slovenia	259	2
Cyprus	256	2
France	246	3
Kuwait	245	2
Estonia	230	3
Belgium	222	2
Greece	205	6
Turkey	193	3

Top 15 countries selected by 14-day avg new cases per 1M
Excl. countries with population < 1M

Over Last 14 Days

Avg New Cases per 1M





Mexico

Per 1M in Region

	Today	Change
Active Cases	2,007	-0.5%
Confirmed	6	+0.0%
Deaths	0.4	+0.0%
Recovered	16	+0.1%

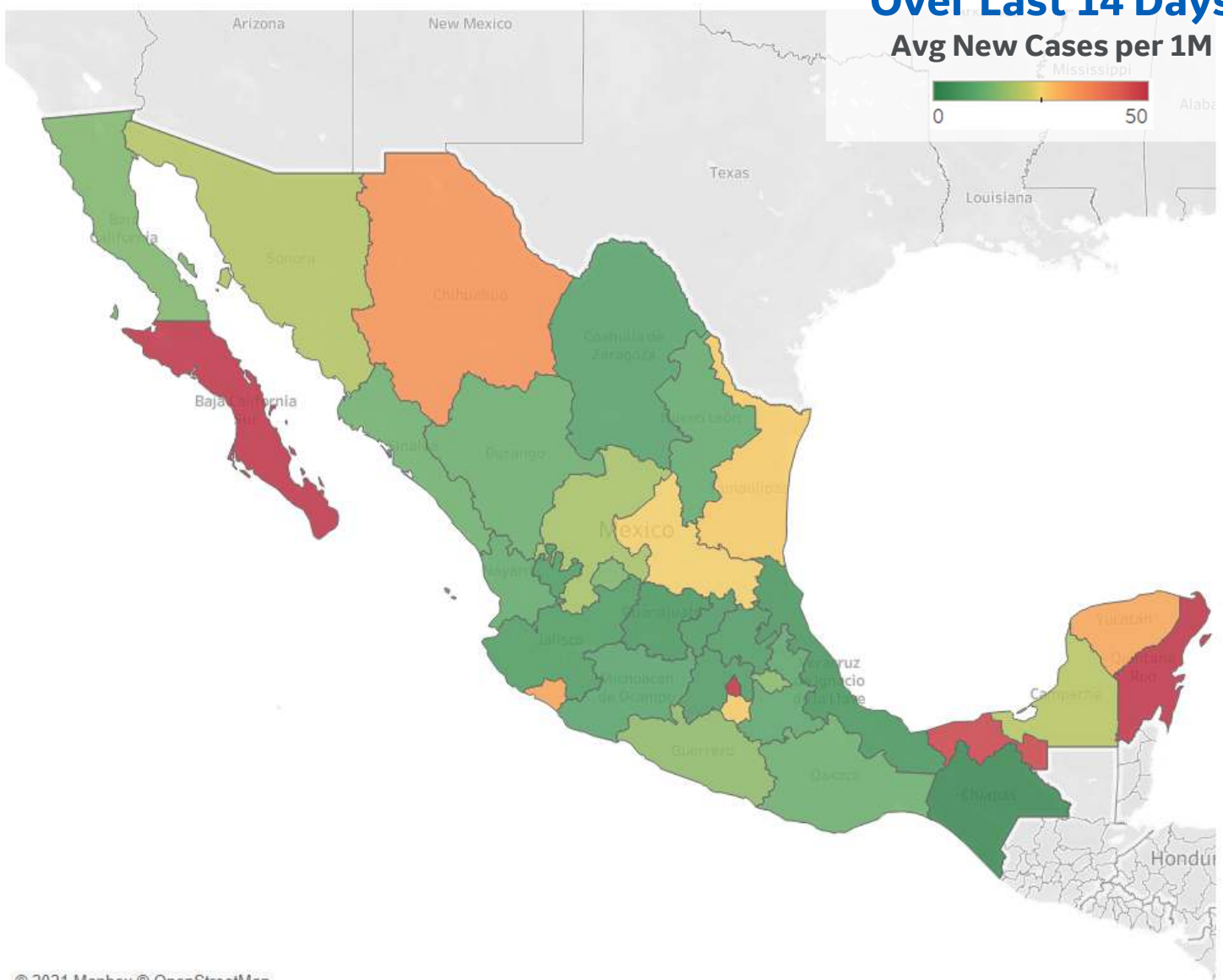
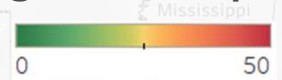
Average Daily New Cases & Deaths per 1M Over Last 14 Days

	Cases	Deaths
Distrito Federal	79	4
Quintana Roo	71	3
Baja California Sur	59	2
Tabasco	47	2
Chihuahua	34	3
Colima	31	1
Yucatán	30	4
Tamaulipas	26	1
Morelos	26	4
San Luis Potosí	25	2
Campeche	20	2
Sonora	20	1
Zacatecas	19	1
Nacional	18	2
Guerrero	16	2

Top 15 countries selected by 14-day avg new cases per 1M
Excl. countries with population < 1M

Over Last 14 Days

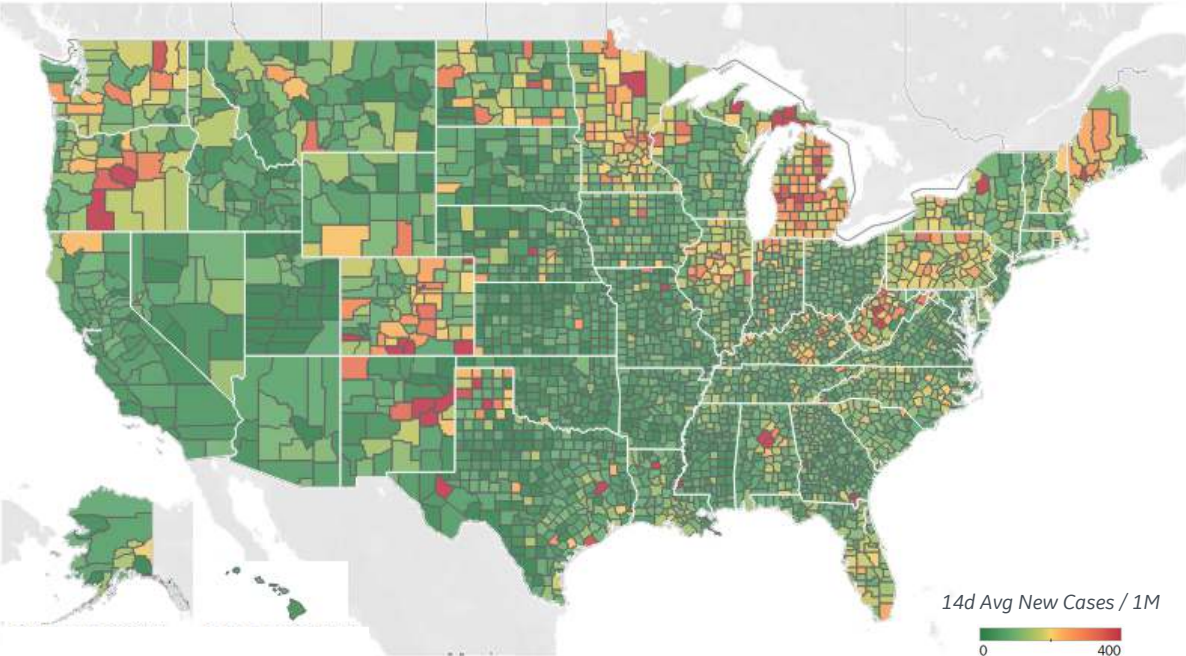
Avg New Cases per 1M





US Counties: Recent Cases and Deaths

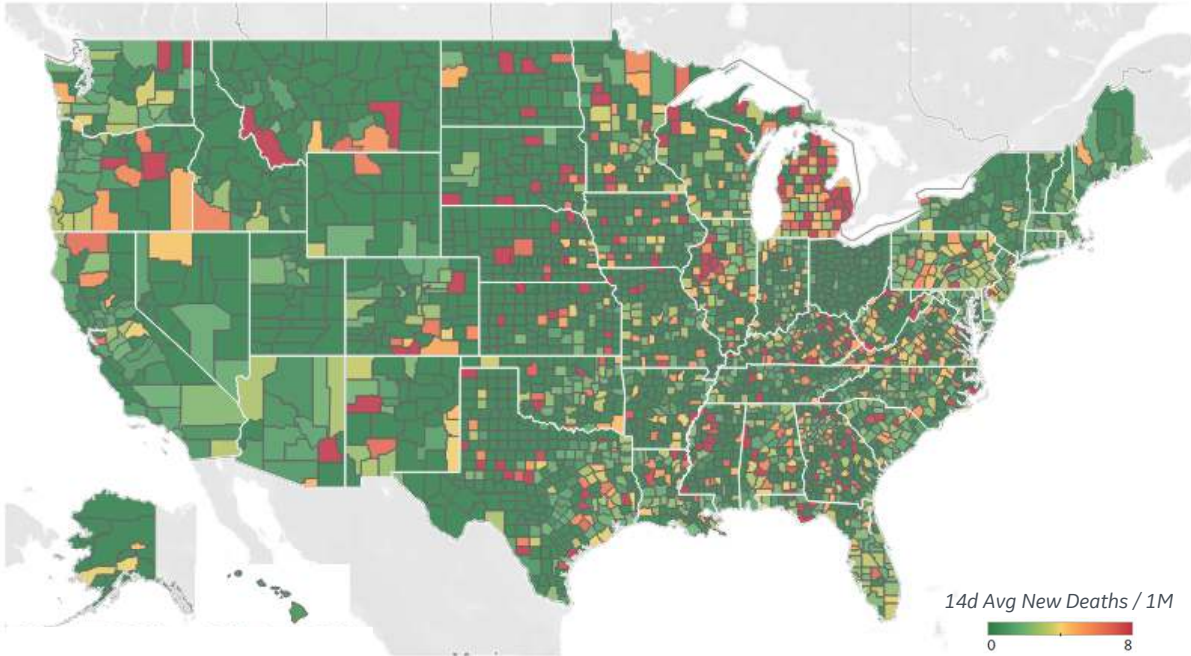
Average New Cases per 1M Over Last 14 Days



Top 10 by New Confirmed Avg New Confirmed Cases / 1M

Jefferson County, AL	396
El Paso County, CO	329
Adams County, CO	297
St. Joseph County, IN	295
Ottawa County, MI	292
Kent County, MI	277
Anoka County, MN	257
Oakland County, MI	254
Weld County, CO	250
Berks County, PA	249

Average New Deaths per 1M Over Last 14 Days



Top 10 by New Deaths Avg New Deaths/ 1M

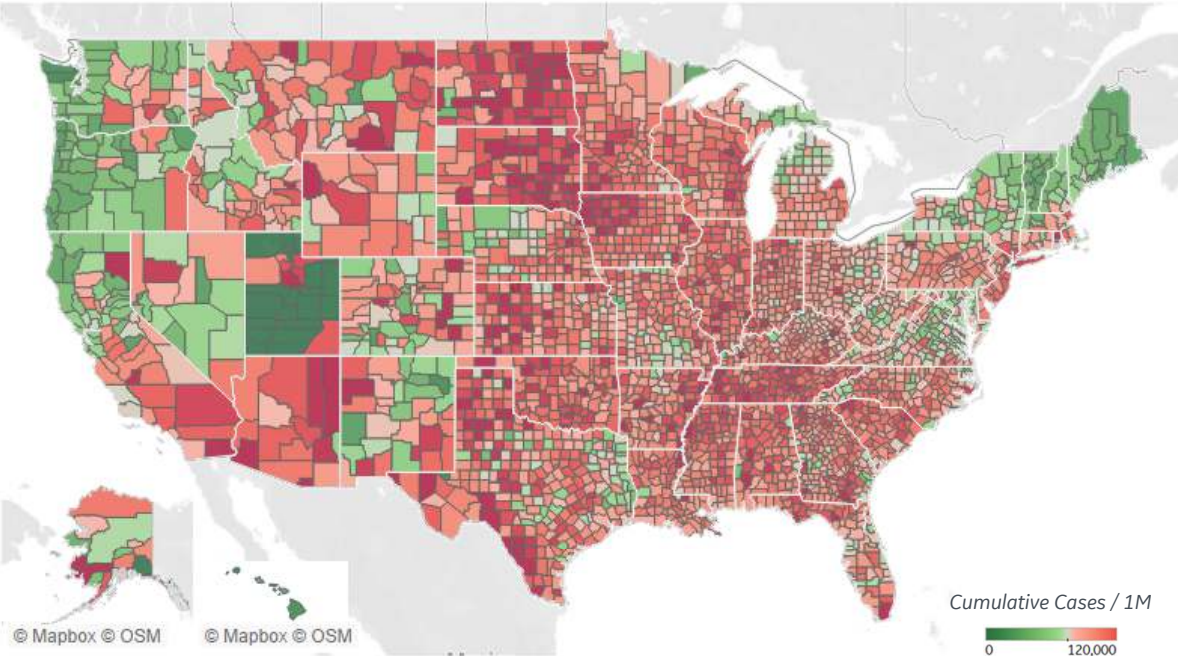
Wayne County, MI	9
Macomb County, MI	9
Genesee County, MI	9
Nueces County, TX	7
Kalamazoo County, MI	7
Alameda County, CA	6
Baltimore city, MD	6
Oakland County, MI	5
Douglas County, NE	5
Passaic County, NJ	5

Note: Lists includes counties >= 250K population



US Counties: Cumulative Cases and Deaths

Confirmed **Cases** per 1M to date

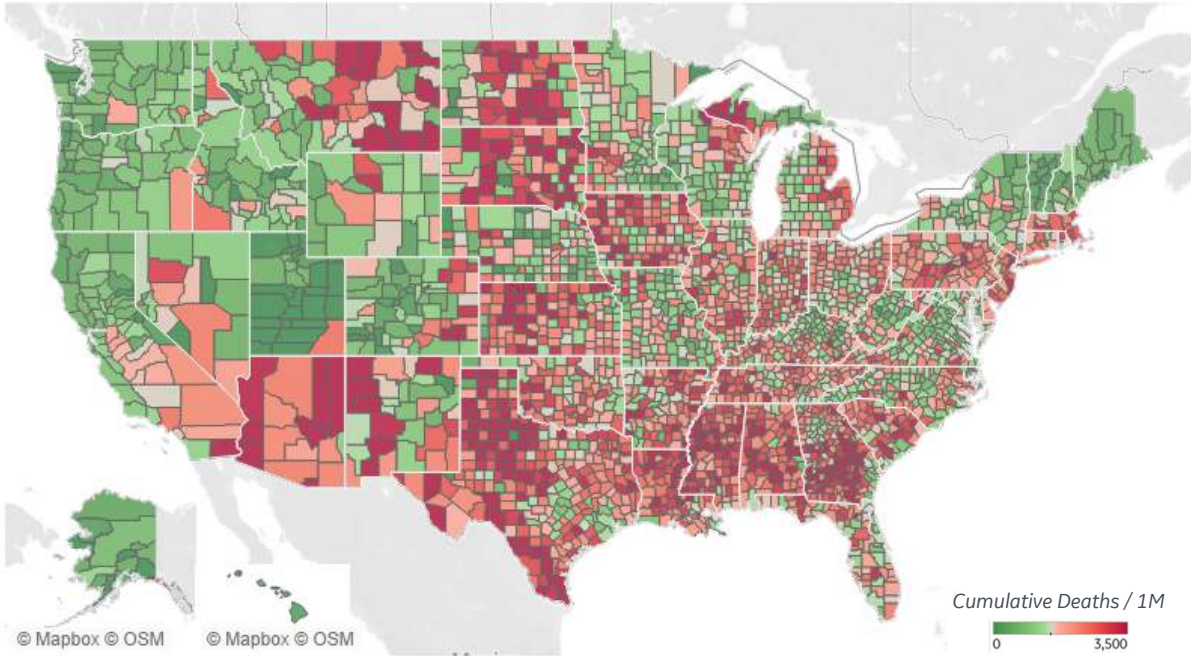


Top 10 Counties

Total Confirmed Cases / 1M

Miami-Dade County, FL	182,325
El Paso County, TX	161,394
Lubbock County, TX	158,245
Webb County, TX	158,098
Providence County, RI	152,818
Utah County, UT	151,395
Passaic County, NJ	144,221
Rockland County, NY	143,335
Greenville County, SC	142,764
San Bernardino County, CA	136,353

Reported **Deaths** per 1M to date



Top 10 Counties

Total Reported Deaths/ 1M

New York City*	6,160
Cameron County, TX	3,861
Passaic County, NJ	3,794
Essex County, NJ	3,701
Ocean County, NJ	3,518
Union County, NJ	3,507
Hudson County, NJ	3,351
Hidalgo County, TX	3,285
Hampden County, MA	3,238
El Paso County, TX	3,199

Note: Lists includes counties > 250K population

* New York City counties aggregated into one reporting area



Canada

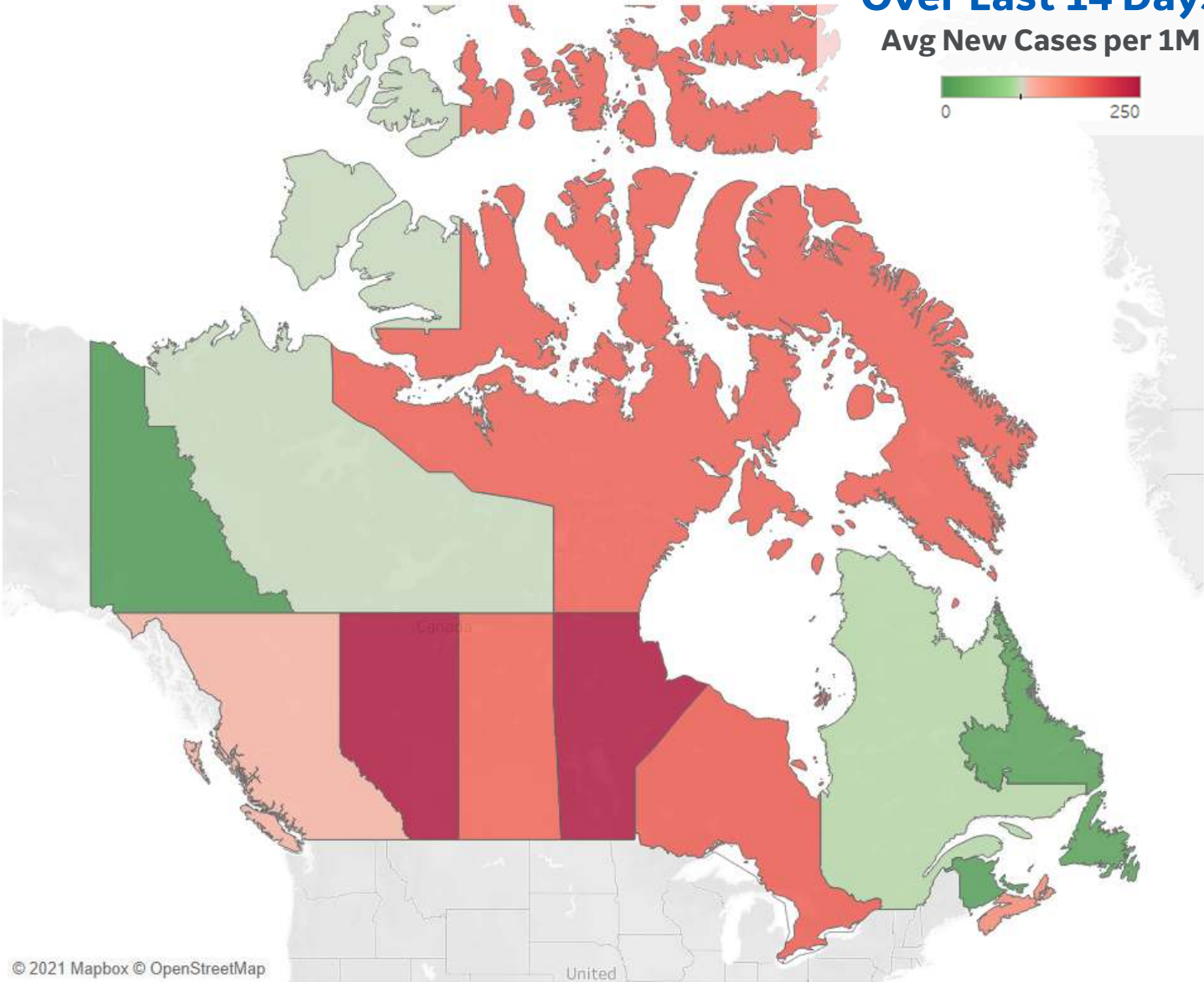
Per 1M in Region

	Today	Change
Active Cases	1,702	-5.2%
Confirmed	170	+0.5%
Deaths	2	+0.2%
Recovered	262	+0.8%

Average Daily New Cases & Deaths per 1M Over Last 14 Days

	Cases	Deaths
Alberta	371	1
Ontario	183	2
Saskatchewan	176	1
British Columbia	112	1
Manitoba	315	2
Quebec	93	1

Over Last 14 Days Avg New Cases per 1M



Top 15 countries selected by 14-day avg new cases per 1M
Excl. countries with population < 1M



Central & South America

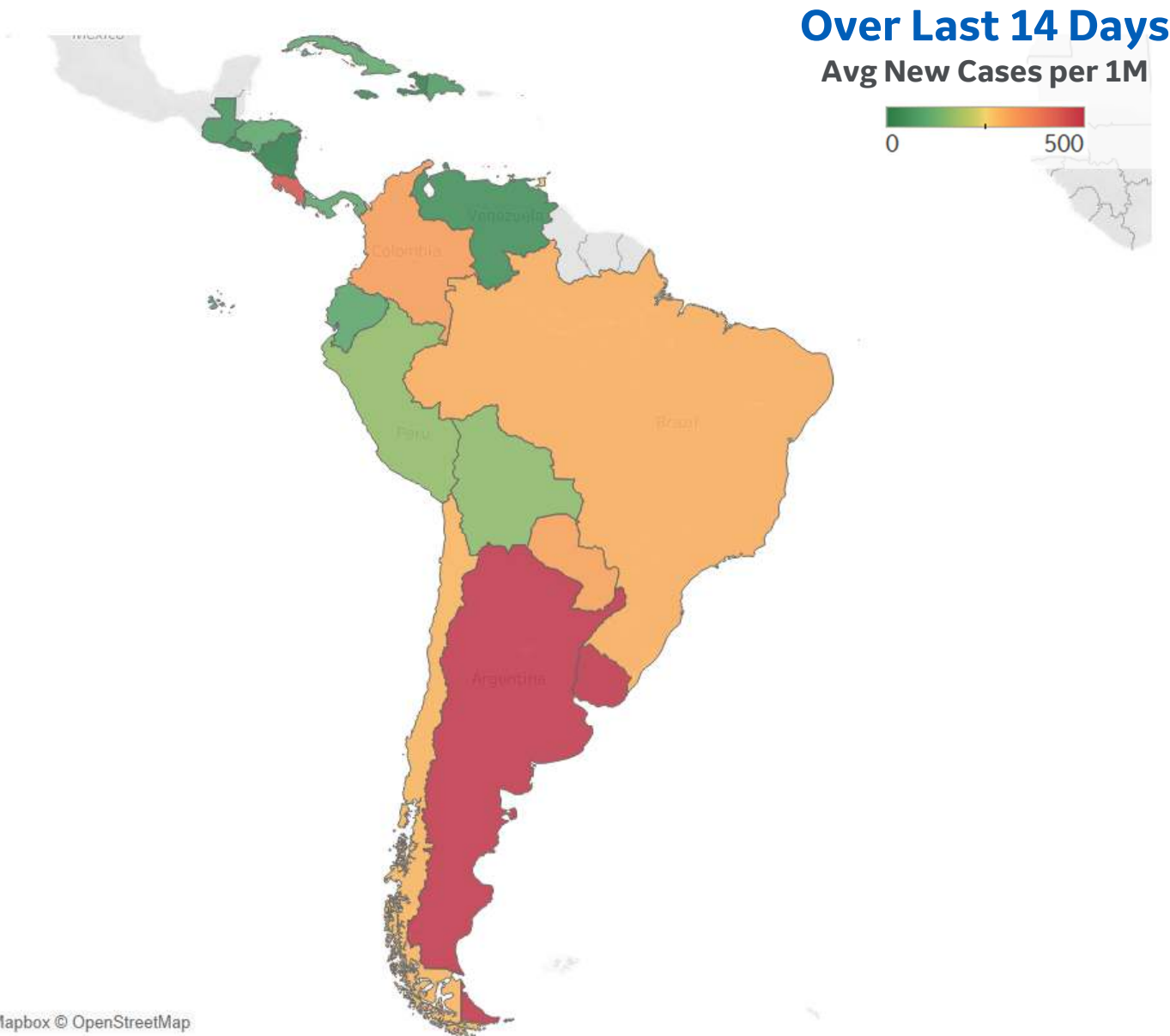
Per 1M in Region

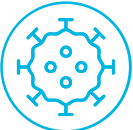
	Today	Change
Active Cases	4,371	-2%
Confirmed	184	+0.3%
Deaths	5	+0.3%
Recovered	280	+0.6%

Average Daily New Cases & Deaths per 1M Over Last 14 Days

	Cases	Deaths
Uruguay	798	15
Argentina	497	10
Costa Rica	448	5
Colombia	317	9
Paraguay	311	10
Brazil	295	9
Chile	285	5
Trinidad and Tobago	259	6
Peru	162	8
Bolivia	158	3
Cuba	100	1
Panama	97	1
Honduras	94	4
Ecuador	92	4
Dom. Rep.	67	1

Top 15 countries selected by 14-day avg new cases per 1M
Excl. countries with population < 1M





Brazil

Per 1M in Region

	Today	Change
Active Cases	6,418	-4.4%
Confirmed	142	+0.2%
Deaths	4	+0.2%
Recovered	434	+0.7%

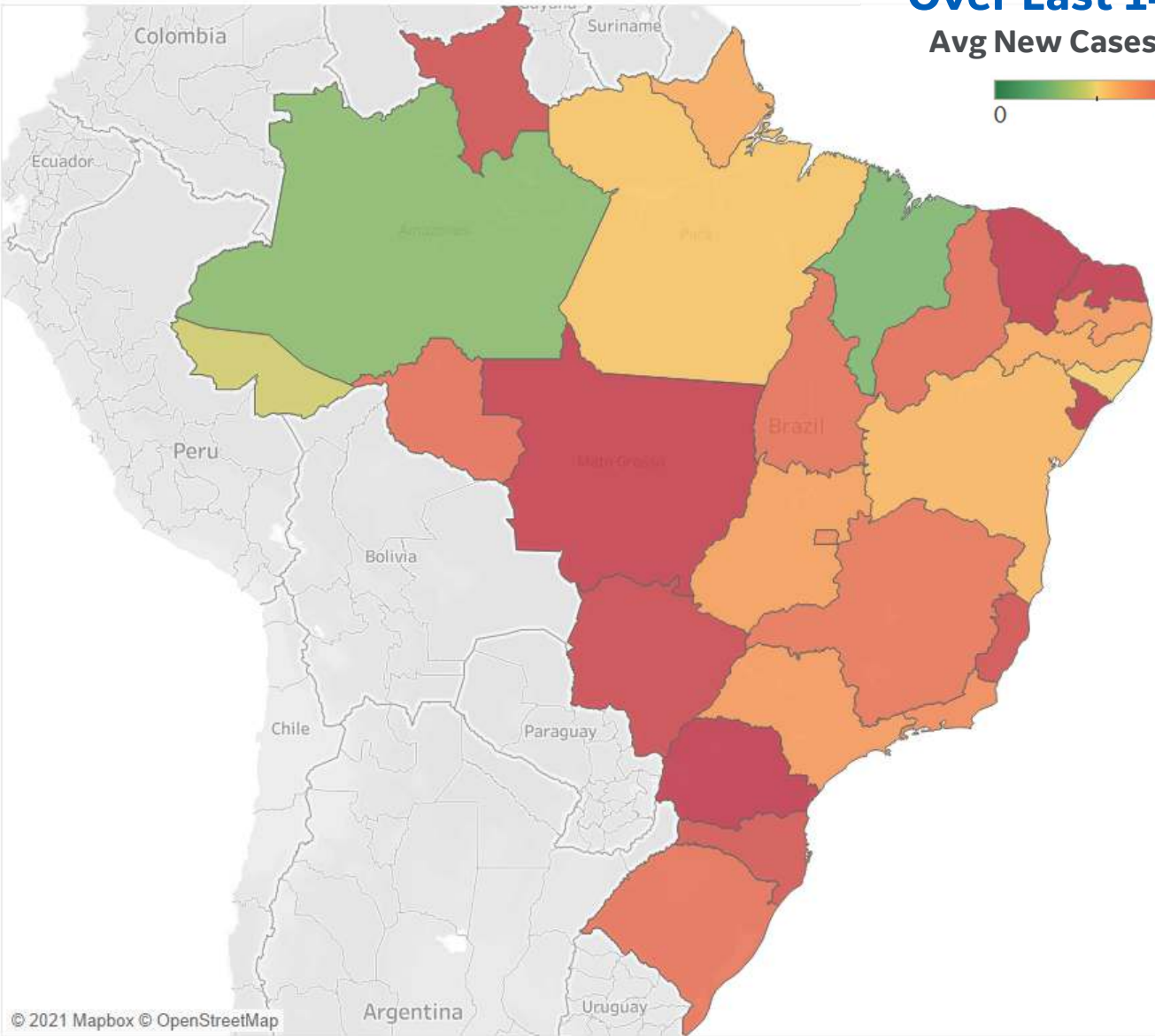
Average Daily New Cases & Deaths per 1M Over Last 14 Days

	Cases	Deaths
Rio Grande do Norte	515	6
Ceará	458	11
Paraná	440	13
Sergipe	416	12
MatoGrosso	390	12
MatoGrosso do Sul	380	10
Espírito Santo	369	12
Santa Catarina	361	8
Piauí	329	8
Rondônia	326	11
Rio Grande do Sul	323	10
Tocantins	322	6
Minas Gerais	317	11
Distrito Federal	288	11
Rio de Janeiro	287	13

Top 15 countries selected by 14-day avg new cases per 1M
Excl. countries with population < 1M

Over Last 14 Days

Avg New Cases per 1M





Per 1M in Region

	Today	Change
Active Cases	998	-3%
Confirmed	74	+0.8%
Deaths	1	+1.1%
Recovered	107	+1.4%

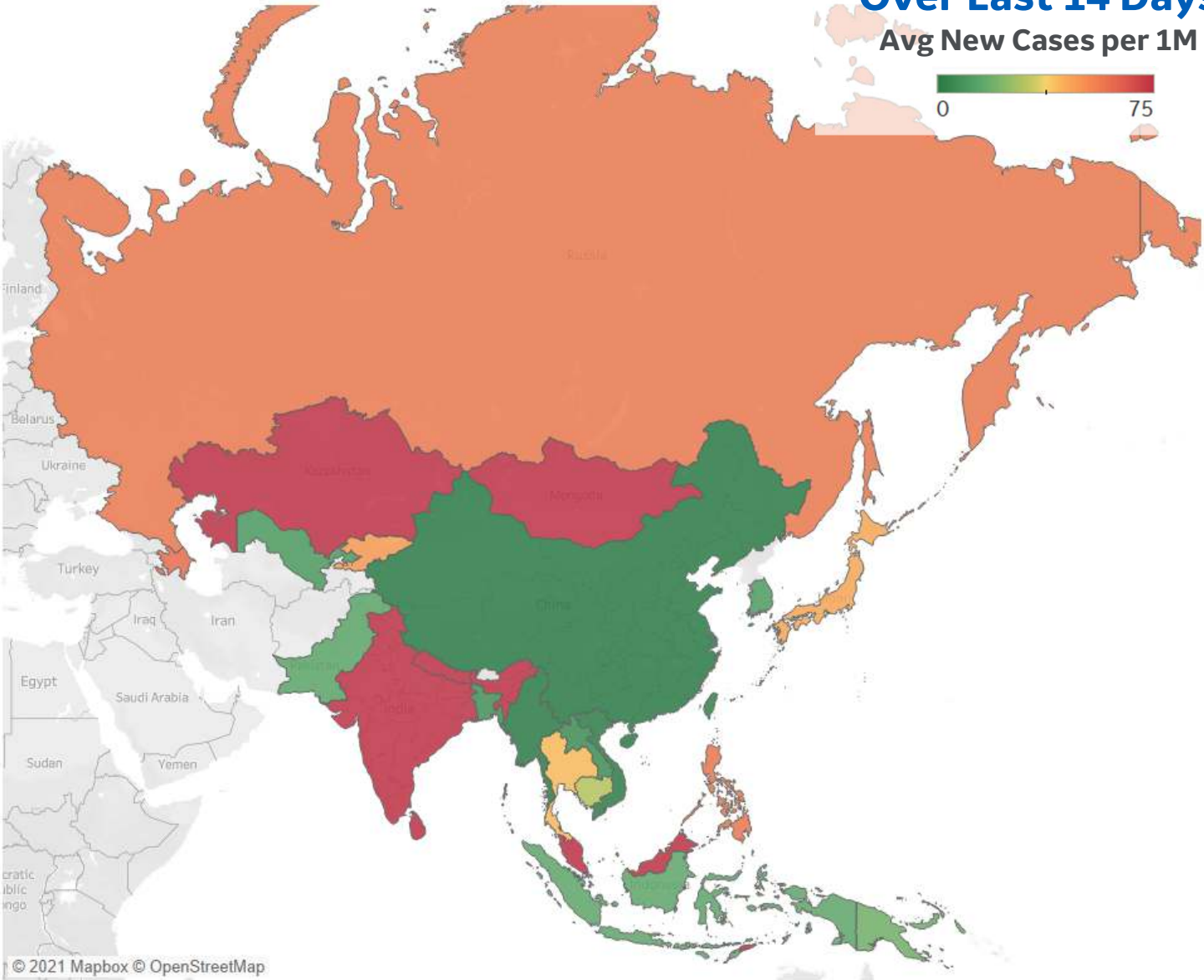
Average Daily New Cases & Deaths per 1M Over Last 14 Days

	Cases	Deaths
Nepal	296	5
India	256	3
Mongolia	199	2
Malaysia	126	1
Kazakhstan	119	0
Timor-Leste	112	0
Sri Lanka	105	1
Azerbaijan	60	1
Philippines	57	1
Russia	57	2
Kyrgyzstan	48	1
Japan	45	1
Thailand	41	0
Cambodia	31	0
Papua New Guinea	20	0

Top 15 countries selected by 14-day avg new cases per 1M
Excl. countries with population < 1M

Over Last 14 Days

Avg New Cases per 1M





Oceania

Per 1M in Region

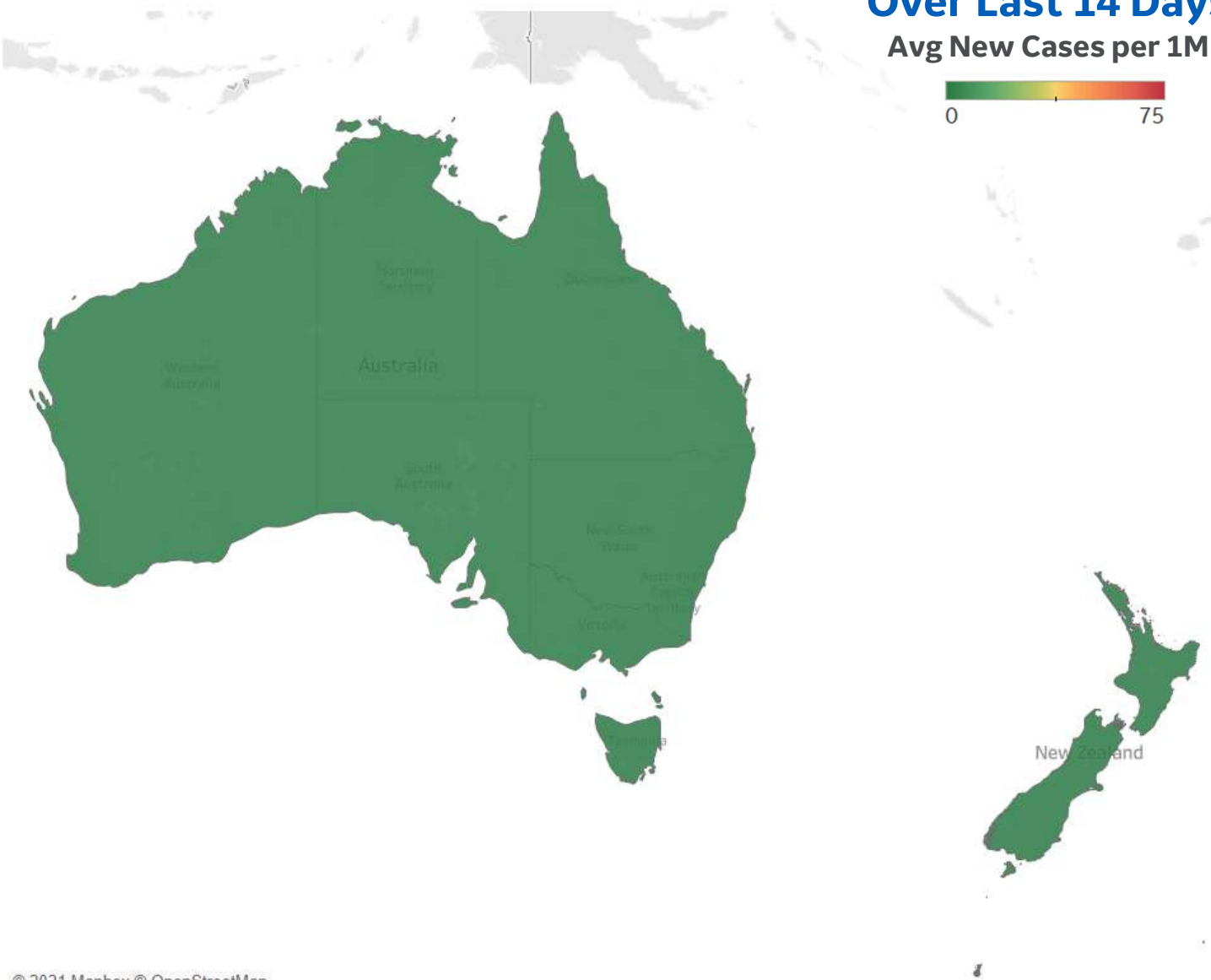
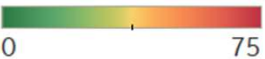
	Today	Change
Active Cases	181	+0.1%
Confirmed	0.3	+0.0%
Deaths	0	+0.0%
Recovered	0	+0.0%

Average Daily New Cases & Deaths per 1M Over Last 14 Days

	Cases	Deaths
New Zealand	0	0
Australia	0	0

Over Last 14 Days

Avg New Cases per 1M



Top 15 countries selected by 14-day avg new cases per 1M
Excl. countries with population < 1M



Africa

Per 1M in Region

	Today	Change
Active Cases	267	-1%
Confirmed	6	+0.2%
Deaths	0.2	+0.2%
Recovered	8	+0.3%

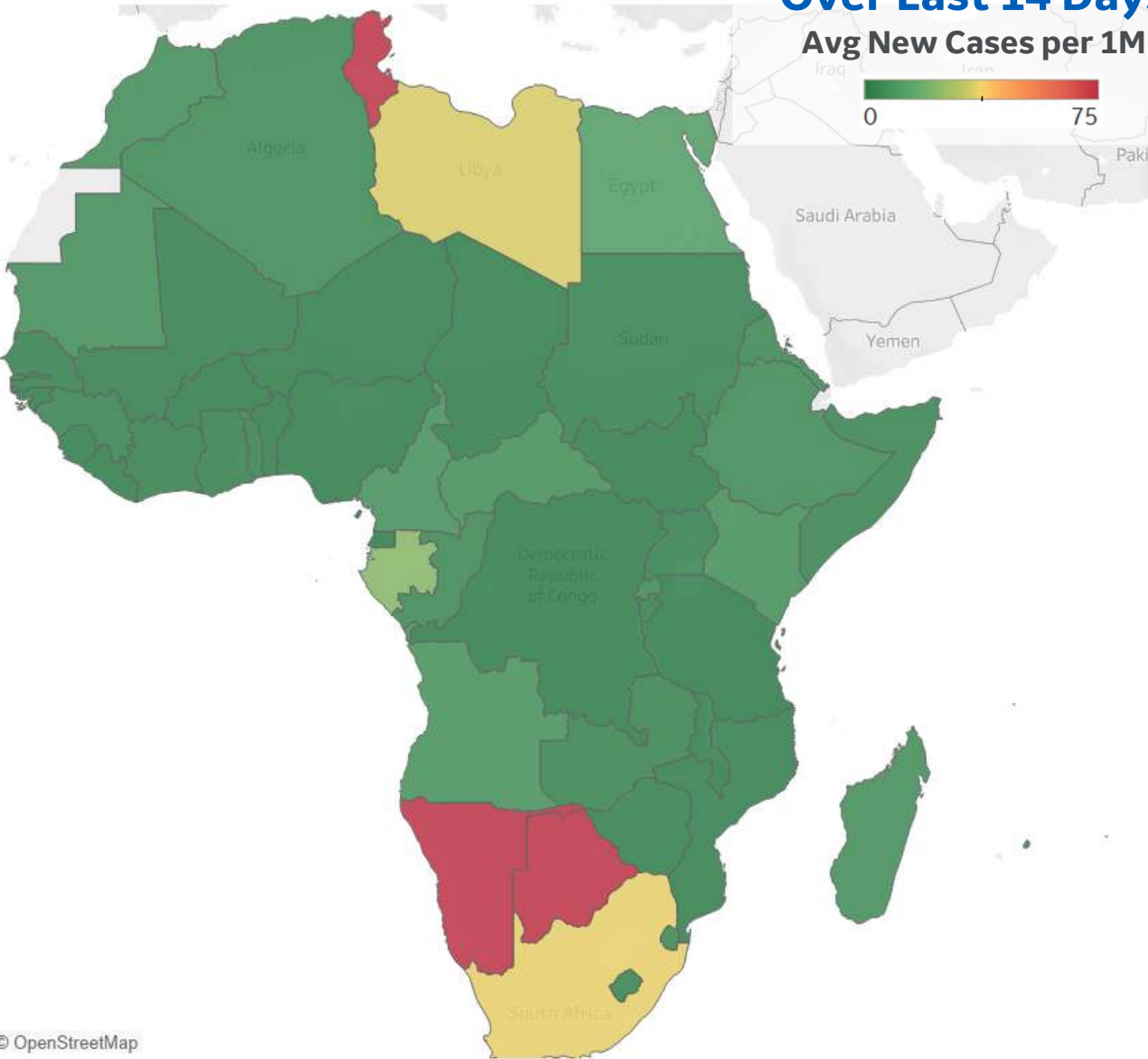
Average Daily New Cases & Deaths per 1M Over Last 14 Days

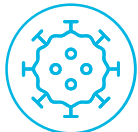
	Cases	Deaths
Botswana	90	2
Tunisia	89	6
Namibia	77	2
South Africa	37	1
Libya	35	0
Gabon	23	0
Egypt	11	1
Angola	8	0
Cameroon	7	0
Central African Repu..	7	0
Kenya	7	0
Madagascar	6	0
Morocco	6	0
Mauritania	6	0
Rwanda	5	0

Top 15 countries selected by 14-day avg new cases per 1M
Excl. countries with population < 1M

Over Last 14 Days

Avg New Cases per 1M





Sources



** Per 1M = Per 1 Million Population unless otherwise noted

Worldwide Survival Rate, last 30d calculation =
[(Total Confirmed – Total Confirmed 30d ago) – (Total Deaths-Total Deaths 30d ago)] / (Total Confirmed – Total Confirmed 30d ago)

Johns Hopkins Coronavirus Resource Center:

<https://coronavirus.jhu.edu/map.html>

Worldometer Coronavirus Reporting:

<https://www.worldometers.info/coronavirus/>

Public Health England:

<https://www.gov.uk/government/publications/covid-19-track-coronavirus-cases>

US Department of Homeland Security, Homeland Infrastructure Foundation-Level Data:

<https://hifld-geoplatform.opendata.arcgis.com/datasets/hospitals>

National Health Commission of the PRC:

<http://www.nhc.gov.cn/xcs/yqtb/202003/bf66696029ba420098164607240074f8.shtml>

CDC, Severe Outcomes Among Patients with Coronavirus Disease 2019 (COVID-19):

<https://www.cdc.gov/mmwr/volumes/69/wr/mm6912e2.htm>

Italian Department of Civil Protection, COVID Monitoring:

<http://opendatadpc.maps.arcgis.com/apps/opsdashboard/index.html#/b0c68bce2cce478eaac82fe38d4138b1>

The COVID Tracking Project:

<https://covidtracking.com/data/>

UK Office for National Statistics:

<https://www.ons.gov.uk/peoplepopulationandcommunity/birthsdeathsandmarriages/deaths/bulletins/deathsregisteredweeklyinenglandandwalesprovisional/weekending24april2020>

European Centre for Disease Prevention and Control:

<https://www.ecdc.europa.eu/en/publications-data/download-data-hospital-and-icu-admission-rates-and-current-occupancy-covid-19>

Secretary of Health, Mexico:

<https://www.gob.mx/salud/en>

Canada Regional Data:

<https://health-infobase.canada.ca/covid-19/epidemiological-summary-covid-19-cases.html#fn1>

Canada Regional Populations (Q4 2019):

<https://www150.statcan.gc.ca/t1/tbl1/en/tv.action?pid=1710000901>

CDC COVID Data Tracker:

<https://covid.cdc.gov/covid-data-tracker/#vaccinations>

Oxford COVID-19 Government Response Tracker:

<https://www.bing.com/search?q=oxford+stringency+index+countries&PC=U316&FORM=CHROMN>