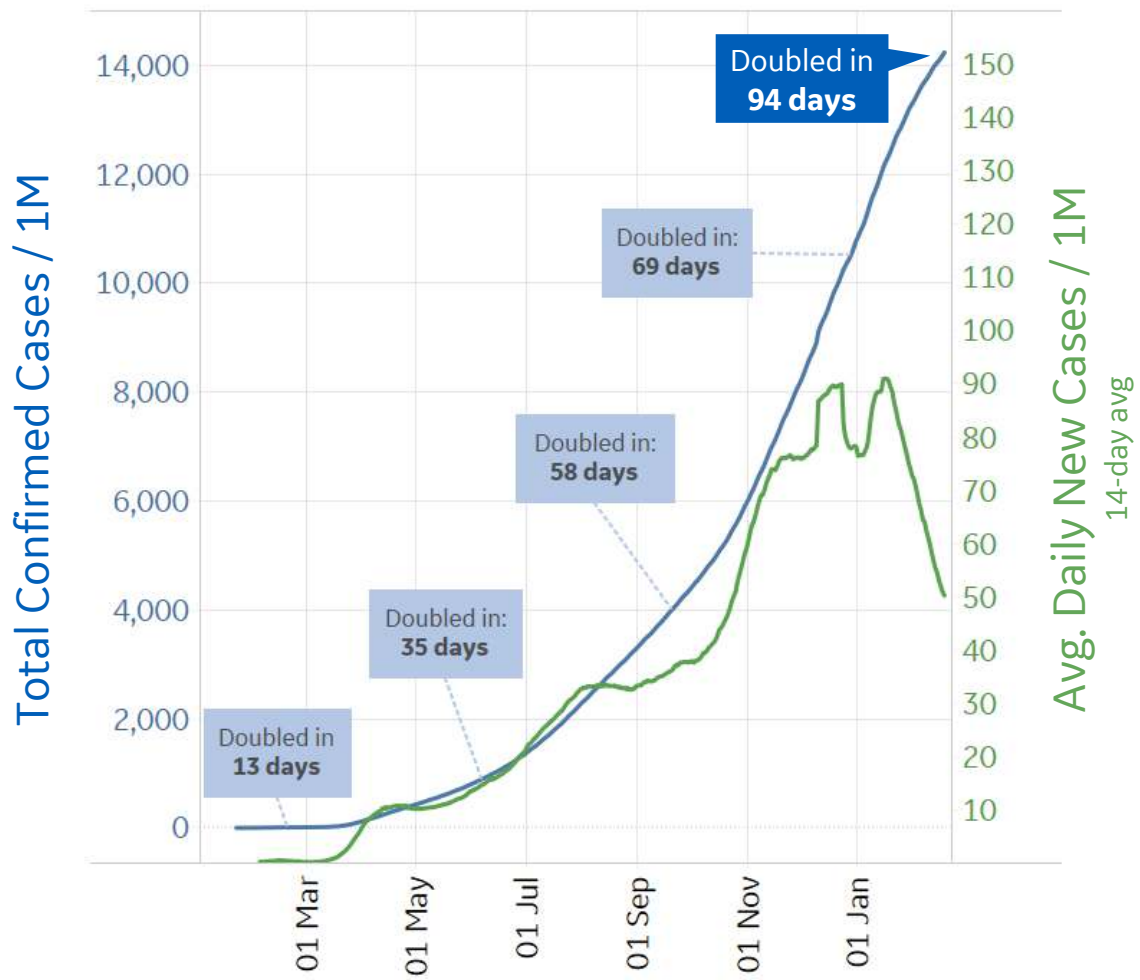




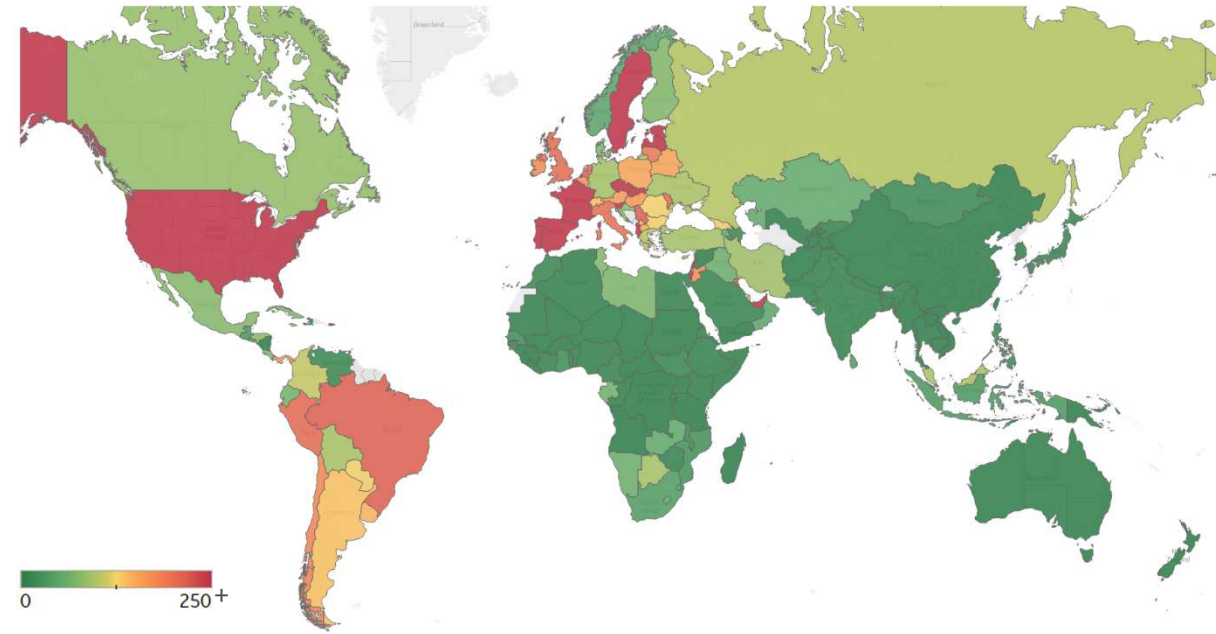
Global Confirmed & Active Cases

Trend since 22 Jan 2020



Avg. Daily New Cases / 1M

Over the last 14 days



Per 1M:	New Today	Change from 30 days ago
Active	20	+11%
Confirmed	52	+15%
Deaths	1	+18%
Recovered	30	+17%
	To Date	Last 30 Days
Worldwide Survival Rate	97.8%	97.3%

Worldwide Survival Rate = (Confirmed - Deaths) / (Confirmed) in a given time period



New Confirmed Cases & New Deaths

Key

World

North America

Europe

Middle East

Cent & South America

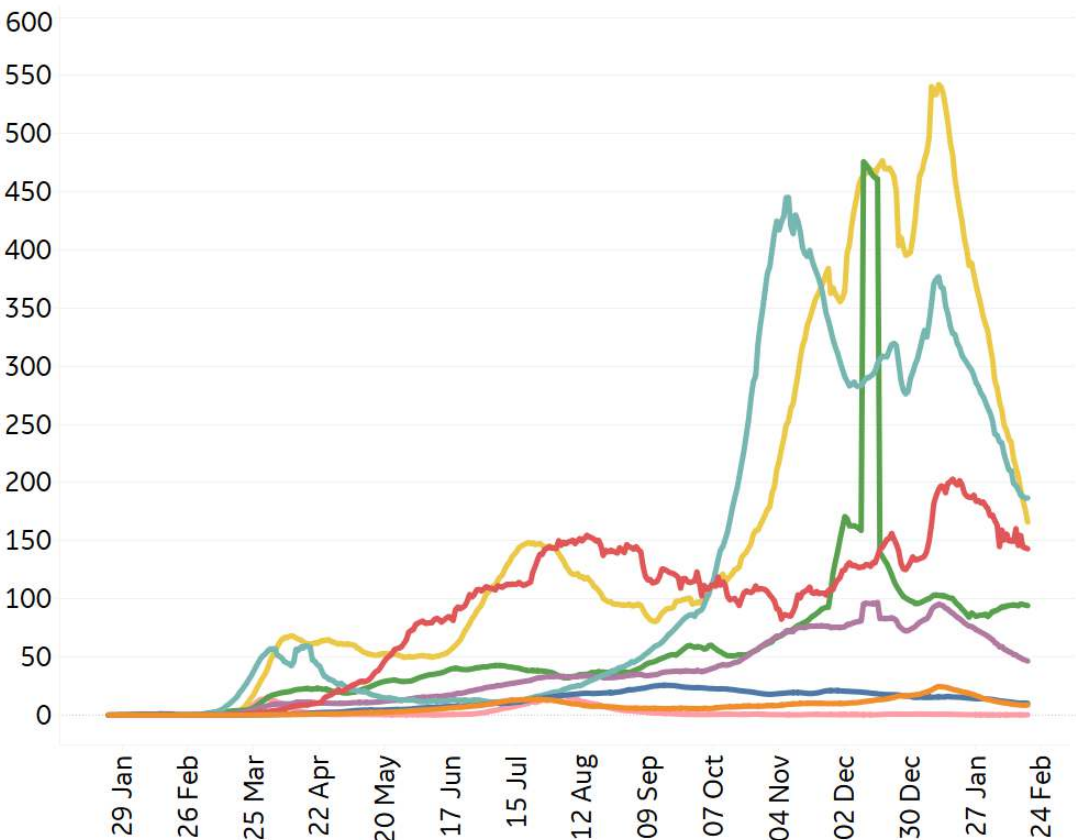
Asia

Africa

Oceania

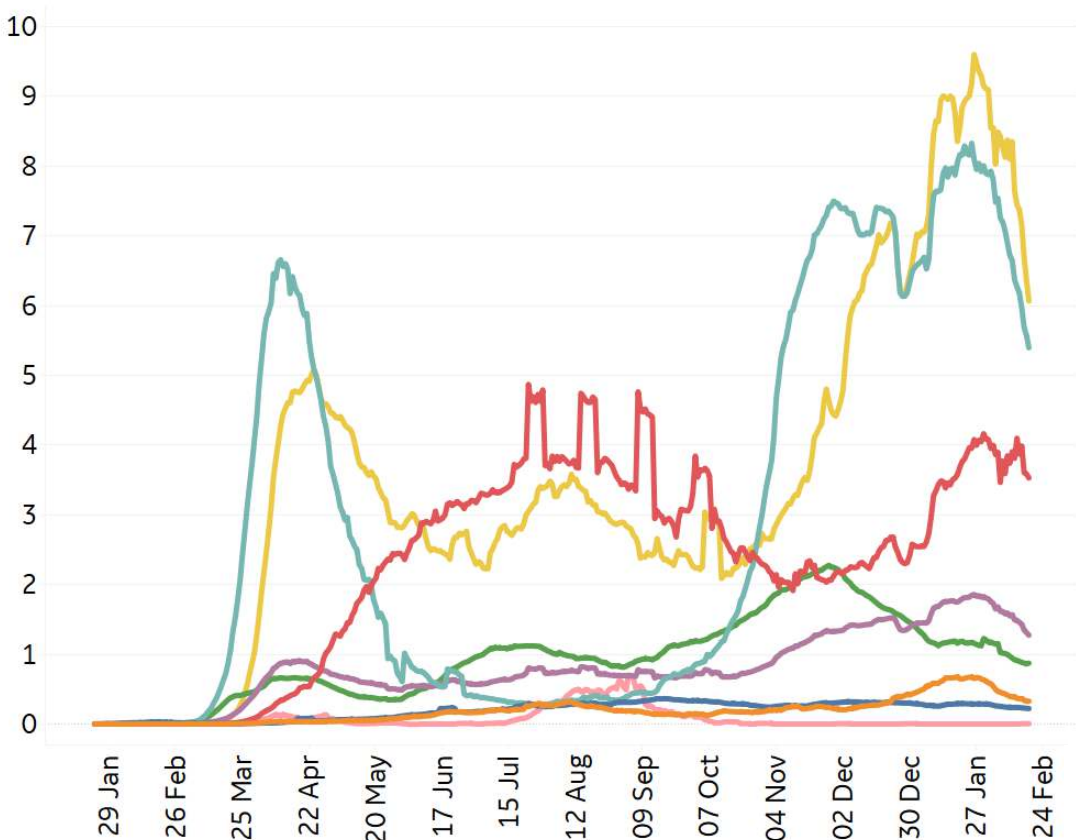
New Confirmed Cases / 1M

7-day rolling average



New Deaths / 1M

7-day rolling average



Large jump in Middle East confirmed cases due to batched reporting of 823,225 new cases in **Turkey on 10 Dec*



Top 50 Countries: Per 1M

Updated 19 Feb 2021, 3:30 GMT

3

1 - 25	Average over last 7 days		Total Since 22 Jan			Change from 14d Ago in 14 day avg of daily new	
	New Confirmed	New Deaths	Total Confirmed	Total Recovered	Total Deaths	Confirmed	Deaths
Belgium	163	3	64,394	N/A**	1,883	-14%	-12%
Slovenia	367	5	87,778	80,559	1,806	-35%	-41%
UK	178	8	60,324	N/A**	1,762	-45%	-42%
Czechia	778	13	104,889	93,005	1,750	14%	3%
Italy	194	5	45,738	37,809	1,569	-1%	-23%
Portugal	203	12	77,753	67,420	1,545	-71%	-40%
Bos. and Herz.	88	4	38,751	33,757	1,512	19%	4%
US	217	6	84,277	N/A**	1,490	-40%	-26%
Hungary	180	9	40,788	31,196	1,453	35%	8%
North Macedo..	139	4	47,123	42,613	1,449	6%	-19%
Spain	245	8	66,767	3,216	1,427	-54%	2%
Bulgaria	131	5	33,738	28,730	1,408	48%	-3%
Peru	211	5	37,976	35,073	1,344	10%	11%
Panama	145	4	77,516	73,569	1,320	-47%	-32%
Croatia	75	5	58,185	56,312	1,315	-31%	-20%
France	285	6	55,094	3,881	1,280	8%	4%
Sweden	317	3	62,086	N/A**	1,247	2%	-49%
EU	200	6	48,163	24,551	1,179	-23%	-17%
Lithuania	165	6	70,600	64,991	1,149	-34%	-25%
Slovakia	365	17	52,278	46,761	1,149	11%	10%
Colombia	92	4	43,483	41,378	1,146	-53%	-35%
Brazil	213	5	47,190	42,156	1,145	-9%	0%
Switzerland	120	2	63,175	36,697	1,141	-29%	-45%
Argentina	122	3	45,287	40,921	1,125	-28%	-8%
Poland	165	5	42,658	35,899	1,099	7%	-14%

26 - 50	Average over last 7 days		Total Since 22 Jan			Change from 14d Ago in 14 day avg of daily new	
	New Confirmed	New Deaths	Total Confirmed	Total Recovered	Total Deaths	Confirmed	Deaths
Armenia	55	1	57,309	54,527	1,065	10%	-43%
Chile	178	4	41,229	39,041	1,036	-13%	4%
Romania	124	3	40,121	37,280	1,022	-2%	-12%
Austria	170	3	48,837	46,237	923	0%	-42%
Moldova	234	4	43,172	39,646	921	47%	21%
Netherlands	214	4	61,694	N/A**	888	-19%	-5%
Georgia	113	3	67,010	65,243	852	-27%	-34%
Kosovo	161	2	35,314	30,703	842	-14%	-52%
Ireland	169	7	43,065	4,732	827	-37%	-35%
Latvia	352	8	42,069	36,114	806	-7%	7%
Israel	448	4	85,718	79,508	636	-28%	-33%
Lebanon	369	7	51,104	37,523	616	-15%	-35%
Albania	351	5	33,650	21,084	562	23%	63%
Costa Rica	70	1	39,505	33,039	541	-30%	-40%
Serbia	214	2	49,105	N/A**	491	12%	-19%
Jordan	207	1	34,964	32,542	442	84%	1%
West Bank an..	176	1	37,459	34,880	428	43%	-16%
Denmark	67	1	35,695	34,333	401	-29%	-51%
Estonia	540	4	41,684	32,915	387	26%	-20%
Turkey	88	1	31,025	29,690	330	12%	-26%
Bahrain	444	2	67,999	63,264	243	54%	236%
Kuwait	216	1	42,496	39,668	240	57%	491%
UAE	321	1	36,589	35,122	108	-9%	52%
Qatar	156	0	55,207	51,728	89	33%	600%
Total World	47	1	14,239	8,018	315	-25%	-19%

*Change from 14d ago:
Compares 14d-avgs. of Daily New Cases/Deaths
today with 14d-avgs. from 14d ago

Bulgaria has the highest CFR of countries on this list of 4.2%
(top 50 countries by total Cases / 1M)

Top 50 countries selected by Cases / 1M
Sorted by Total Deaths / 1M
Excluded countries with population < 1M

N/A** due to inconsistent reporting of Recovered Cases



Top 50 Countries: Raw Volume

Updated 19 Feb 2021, 3:30 GMT

4

1 - 25

	Average over last 7 days		Total Since 22 Jan			Change from 14d Ago in 14 day avg of daily new	
	New Confirmed	New Deaths	Total Confirmed	Total Recovered	Total Deaths	Confirmed	Deaths
EU	89,037	2,499	21,444,748	10,931,324	524,960	-23%	-17%
US	71,933	1,977	27,896,040	N/A**	493,098	-40%	-26%
Brazil	45,245	1,037	10,030,626	8,960,755	243,457	-9%	0%
Mexico	7,728	982	2,022,662	1,577,838	178,108	-22%	12%
India	11,827	95	10,963,394	10,667,741	156,111	-9%	-28%
UK	12,116	552	4,095,187	N/A**	119,614	-45%	-42%
Italy	11,716	308	2,765,412	2,286,024	94,887	-1%	-23%
France	18,599	370	3,596,156	253,337	83,542	8%	4%
Russia	13,768	453	4,079,407	3,620,551	80,587	-21%	-9%
Germany	7,283	432	2,372,209	2,182,370	67,245	-32%	-32%
Spain	11,462	355	3,121,687	150,376	66,704	-54%	2%
Iran	7,670	73	1,550,142	1,324,231	59,264	15%	-9%
Colombia	4,698	193	2,212,525	2,105,445	58,334	-53%	-35%
Argentina	5,493	140	2,046,795	1,849,451	50,857	-28%	-8%
South Africa	1,981	189	1,498,766	1,403,214	48,708	-63%	-49%
Peru	6,948	180	1,252,137	1,156,408	44,308	10%	11%
Poland	6,255	201	1,614,446	1,358,666	41,582	7%	-14%
Indonesia	8,671	227	1,252,685	1,058,222	33,969	-24%	-22%
Turkey	7,453	91	2,616,600	2,504,050	27,821	12%	-26%
Ukraine	4,360	123	1,333,332	1,174,881	26,191	-1%	-8%
Belgium	1,886	39	746,302	N/A**	21,821	-14%	-12%
Canada	2,951	60	842,590	789,108	21,509	-29%	-43%
Chile	3,405	77	788,142	746,314	19,798	-13%	4%
Romania	2,388	66	771,843	717,179	19,659	-2%	-12%
Czechia	8,329	138	1,123,252	995,986	18,739	14%	3%

26 - 50

	Average over last 7 days		Total Since 22 Jan			Change from 14d Ago in 14 day avg of daily new	
	New Confirmed	New Deaths	Total Confirmed	Total Recovered	Total Deaths	Confirmed	Deaths
Portugal	2,066	124	792,829	687,462	15,754	-71%	-40%
Ecuador	1,092	39	269,860	230,377	15,444	-4%	8%
Netherlands	3,666	61	1,057,116	N/A**	15,211	-19%	-5%
Hungary	1,735	84	394,023	301,363	14,035	35%	8%
Iraq	2,935	11	657,453	612,727	13,220	159%	13%
Sweden	3,206	33	627,022	N/A**	12,598	2%	-49%
Pakistan	1,163	44	568,506	531,840	12,527	-27%	-6%
Philippines	1,697	29	555,163	512,163	11,673	-2%	-23%
Switzerland	1,040	21	546,754	317,600	9,876	-29%	-45%
Morocco	414	12	480,056	462,436	8,524	-36%	-37%
Bangladesh	391	12	542,268	489,932	8,329	-23%	-26%
Austria	1,529	25	439,841	416,431	8,312	0%	-42%
Japan	1,328	71	421,421	393,338	7,294	-54%	-14%
Saudi Arabia	330	4	374,029	365,017	6,450	38%	30%
Slovakia	1,992	92	285,419	255,300	6,271	11%	10%
Panama	627	17	334,463	317,432	5,694	-47%	-32%
Israel	3,875	32	741,934	688,184	5,509	-28%	-33%
Jordan	2,109	13	356,744	332,027	4,512	84%	1%
Serbia	1,872	16	429,048	N/A**	4,292	12%	-19%
Lebanon	2,522	49	348,810	256,109	4,206	-15%	-35%
Nepal	105	1	273,166	269,505	2,058	-47%	-54%
Belarus	1,444	9	273,659	263,368	1,885	-4%	-4%
UAE	3,173	14	361,877	347,366	1,073	-9%	52%
Malaysia	2,841	13	274,875	235,082	1,030	-26%	11%
Total World	360,639	9,869	110,306,030	62,112,831	2,441,598	-25%	-19%

*Change from 14d ago:
Compares 14d-avgs. of Daily New Cases/Deaths
today with 14d-avgs. from 14d ago

14-day percent increases in **Global** confirmed cases are lowest reported
since October – today being the lowest 14-day increase at +7.1%

Top 50 countries selected by Total Cases
Sorted by Raw Total Deaths
Excluded countries with population < 1M

N/A** due to inconsistent reporting of Recovered Cases



United States: Per 1M



1 - 25

	Average over last 7 days		Total Since 22 Jan			Change from 14d Ago* in 14 day avg of daily new	
	New Confirmed	New Deaths	Total Confirmed	Total Recovered	Total Deaths	Confirmed	Deaths
New Jersey	356	6	85,390	8,231	2,558	-22%	-10%
New York	401	7	80,634	7,208	2,387	-25%	-15%
Massachusetts	261	9	81,825	69,321	2,276	-37%	3%
Rhode Island	334	13	115,975	7,249	2,234	-35%	19%
Mississippi	234	7	97,284	88,858	2,194	-43%	-32%
Connecticut	217	6	76,264	2,749	2,102	-37%	-24%
Arizona	218	12	110,211	15,562	2,099	-58%	-23%
South Dakota	163	3	125,326	120,901	2,088	-15%	-49%
Louisiana	136	5	90,743	85,363	2,023	-58%	-40%
North Dakota	128	1	129,955	126,975	1,922	-40%	-28%
Alabama	198	12	98,786	56,136	1,922	-53%	-47%
Pennsylvania	232	6	70,976	62,277	1,826	-29%	-33%
Indiana	153	5	96,879	63,353	1,824	-42%	-10%
Arkansas	161	6	104,197	99,997	1,764	-51%	-39%
Illinois	145	4	92,227	N/A	1,760	-39%	-26%
New Mexico	165	7	86,673	60,303	1,707	-41%	-28%
Iowa	184	6	105,070	97,113	1,686	-35%	-51%
Michigan	107	3	63,481	51,867	1,627	-36%	-34%
Tennessee	195	5	111,486	107,157	1,619	-35%	-44%
S. Carolina	520	9	96,149	43,701	1,584	-17%	-40%
Nevada	162	8	94,112	N/A	1,560	-46%	-26%
Georgia	291	12	91,993	N/A	1,545	-42%	-12%
Kansas	189	10	99,929	2,107	1,538	-38%	99%
Texas	173	5	88,923	78,621	1,436	-55%	-30%
Ohio	195	3	81,049	75,001	1,421	-40%	-38%

26 - 51

	Average over last 7 days		Total Since 22 Jan			Change from 14d Ago* in 14 day avg of daily new	
	New Confirmed	New Deaths	Total Confirmed	Total Recovered	Total Deaths	Confirmed	Deaths
DC	155	4	55,687	39,827	1,406	-30%	-12%
Florida	286	7	86,124	N/A	1,372	-30%	-11%
Delaware	290	9	86,111	N/A	1,362	-31%	32%
Missouri	105	7	79,799	N/A	1,303	-47%	-12%
Maryland	144	5	61,857	1,586	1,267	-39%	-21%
Montana	168	2	91,787	88,139	1,251	-33%	-86%
West Virginia	187	4	71,847	64,970	1,248	-45%	-32%
California	182	8	88,886	N/A	1,221	-50%	-30%
Wisconsin	132	2	104,777	93,005	1,171	-42%	-40%
Minnesota	139	2	84,454	82,105	1,148	-23%	-36%
Wyoming	136	4	92,493	90,105	1,144	-48%	-49%
Nebraska	224	3	102,379	73,581	1,047	-24%	-13%
Oklahoma	255	6	105,251	99,816	1,039	-43%	-20%
N. Carolina	313	6	79,464	72,983	1,026	-38%	-25%
Idaho	141	3	94,366	50,757	1,022	-36%	-15%
Colorado	192	2	72,484	3,849	1,018	-16%	-25%
Kentucky	250	5	87,905	10,353	979	-39%	-27%
New Hampshire	293	3	53,246	50,158	846	-23%	-47%
Virginia	282	2	65,362	5,308	831	-27%	-38%
Washington	110	3	43,600	N/A	631	-35%	10%
Utah	259	2	113,663	106,123	566	-37%	-38%
Oregon	89	3	35,970	N/A	510	-32%	-3%
Maine	110	1	32,060	9,469	487	-48%	-73%
Alaska	182	2	78,166	N/A	394	-9%	-64%
Vermont	206	1	22,675	17,983	309	-14%	-8%
Hawaii	32	0	19,205	N/A	302	-44%	-86%

*Change from 14d ago:
Compares 14d-avgs. of Daily New Cases/Deaths
today with 14d-avgs. from 14d ago

Compared to 14 days ago, average daily new deaths are up 19% in **Rhode Island**

Sorted by Total Deaths / 1M

N/As due to states revising and updating case counts



United States: Raw Volume



1 - 25

	Average over last 7 days		Total Since 22 Jan			Change from 14d Ago* in 14 day avg of daily new	
	New Confirmed	New Deaths	Total Confirmed	Total Recovered	Total Deaths	Confirmed	Deaths
California	7,191	320	3,512,088	N/A	48,259	-50%	-30%
New York	7,793	140	1,568,624	140,215	46,436	-25%	-15%
Texas	5,023	156	2,578,396	2,279,684	41,630	-55%	-30%
Florida	6,134	156	1,849,744	N/A	29,474	-30%	-11%
Pennsylvania	2,968	78	908,637	797,275	23,381	-29%	-33%
New Jersey	3,160	56	758,451	73,106	22,721	-22%	-10%
Illinois	1,836	45	1,168,684	N/A	22,297	-39%	-26%
Ohio	2,279	32	947,389	876,697	16,611	-40%	-38%
Georgia	3,092	127	976,732	N/A	16,403	-42%	-12%
Michigan	1,071	33	633,973	517,991	16,251	-36%	-34%
Massachusetts	1,797	60	563,976	477,796	15,686	-37%	3%
Arizona	1,585	88	802,198	113,271	15,276	-58%	-23%
Indiana	1,029	36	652,210	426,507	12,281	-42%	-10%
Tennessee	1,332	35	761,360	731,791	11,057	-35%	-44%
N. Carolina	3,280	67	833,423	765,456	10,766	-38%	-25%
Alabama	971	58	484,365	275,245	9,424	-53%	-47%
Louisiana	633	24	421,846	396,834	9,406	-58%	-40%
S. Carolina	2,680	45	495,044	225,005	8,155	-17%	-40%
Missouri	644	42	489,763	N/A	7,997	-47%	-12%
Maryland	872	28	373,966	9,587	7,661	-39%	-21%
Connecticut	772	20	271,903	9,800	7,496	-37%	-24%
Virginia	2,411	19	557,896	45,305	7,090	-27%	-38%
Wisconsin	767	13	610,055	541,515	6,816	-42%	-40%
Mississippi	695	20	289,532	264,456	6,531	-43%	-32%
Minnesota	784	9	476,292	463,041	6,472	-23%	-36%

26 - 51

	Average over last 7 days		Total Since 22 Jan			Change from 14d Ago* in 14 day avg of daily new	
	New Confirmed	New Deaths	Total Confirmed	Total Recovered	Total Deaths	Confirmed	Deaths
Colorado	1,105	12	417,415	22,163	5,864	-16%	-25%
Arkansas	486	18	314,445	301,772	5,323	-51%	-39%
Iowa	582	18	331,504	306,399	5,321	-35%	-51%
Nevada	499	24	289,880	N/A	4,805	-46%	-26%
Washington	835	24	332,007	N/A	4,803	-35%	10%
Kansas	550	30	291,124	6,137	4,482	-38%	99%
Kentucky	1,118	23	392,729	46,254	4,373	-39%	-27%
Oklahoma	1,011	23	416,476	394,968	4,112	-43%	-20%
New Mexico	345	14	181,739	126,446	3,580	-41%	-28%
Rhode Island	354	13	122,859	7,679	2,367	-35%	19%
West Virginia	334	7	128,760	116,436	2,236	-45%	-32%
Oregon	376	13	151,713	N/A	2,149	-32%	-3%
Nebraska	434	5	198,042	142,336	2,025	-24%	-13%
South Dakota	145	3	110,871	106,956	1,847	-15%	-49%
Idaho	252	5	168,639	90,706	1,826	-36%	-15%
Utah	831	6	364,399	340,227	1,813	-37%	-38%
North Dakota	97	1	99,034	96,763	1,465	-40%	-28%
Montana	180	2	98,100	94,201	1,337	-33%	-86%
Delaware	282	9	83,852	N/A	1,326	-31%	32%
New Hampshire	398	5	72,399	68,201	1,150	-23%	-47%
DC	110	3	39,301	28,108	992	-30%	-12%
Wyoming	79	2	53,531	52,149	662	-48%	-49%
Maine	147	2	43,095	12,728	655	-48%	-73%
Hawaii	45	1	27,192	N/A	427	-44%	-86%
Alaska	133	1	57,182	N/A	288	-9%	-64%
Vermont	129	1	14,149	11,221	193	-14%	-8%

*Change from 14d ago:
Compares 14d-avgs. of Daily New Cases/Deaths
today with 14d-avgs. from 14d ago

New York reports the highest number of new cases today: +9,582 new cases

Sorted by Raw Total Deaths

N/As due to states revising and updating case counts



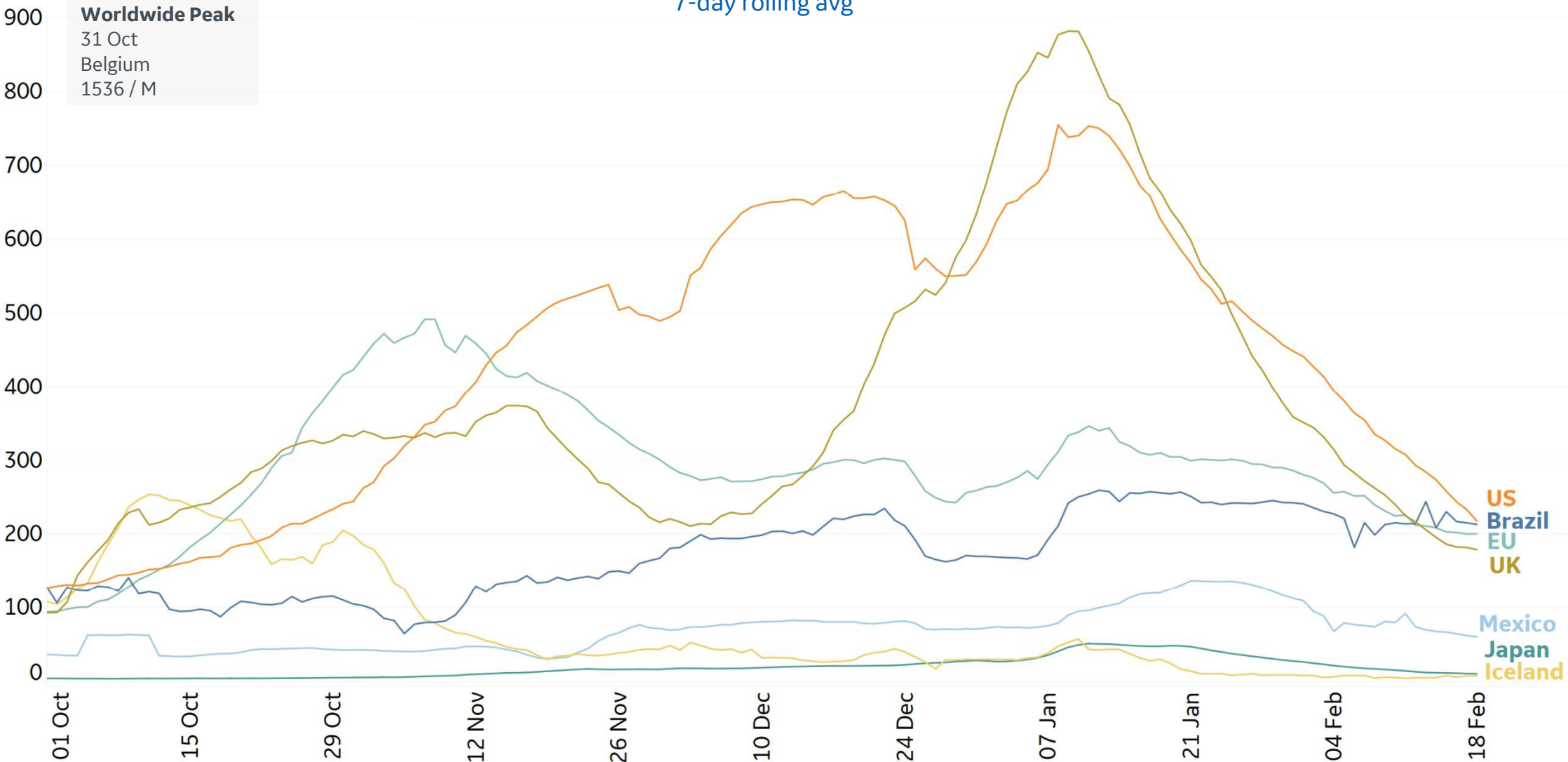
New Confirmed Cases in Select Countries

Updated 19 Feb 2021, 3:30 GMT

7

Daily New Confirmed Cases / 1M

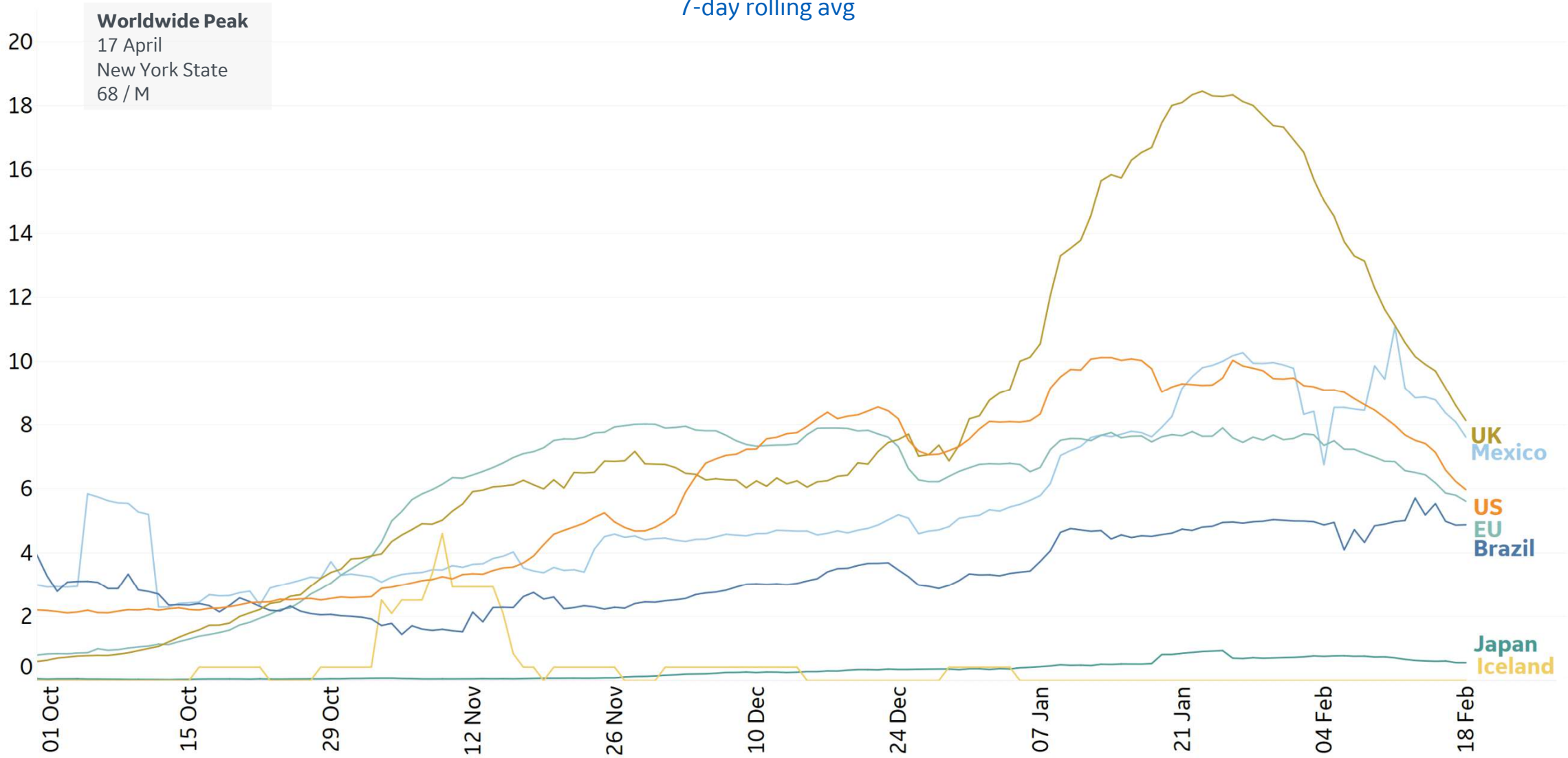
7-day rolling avg





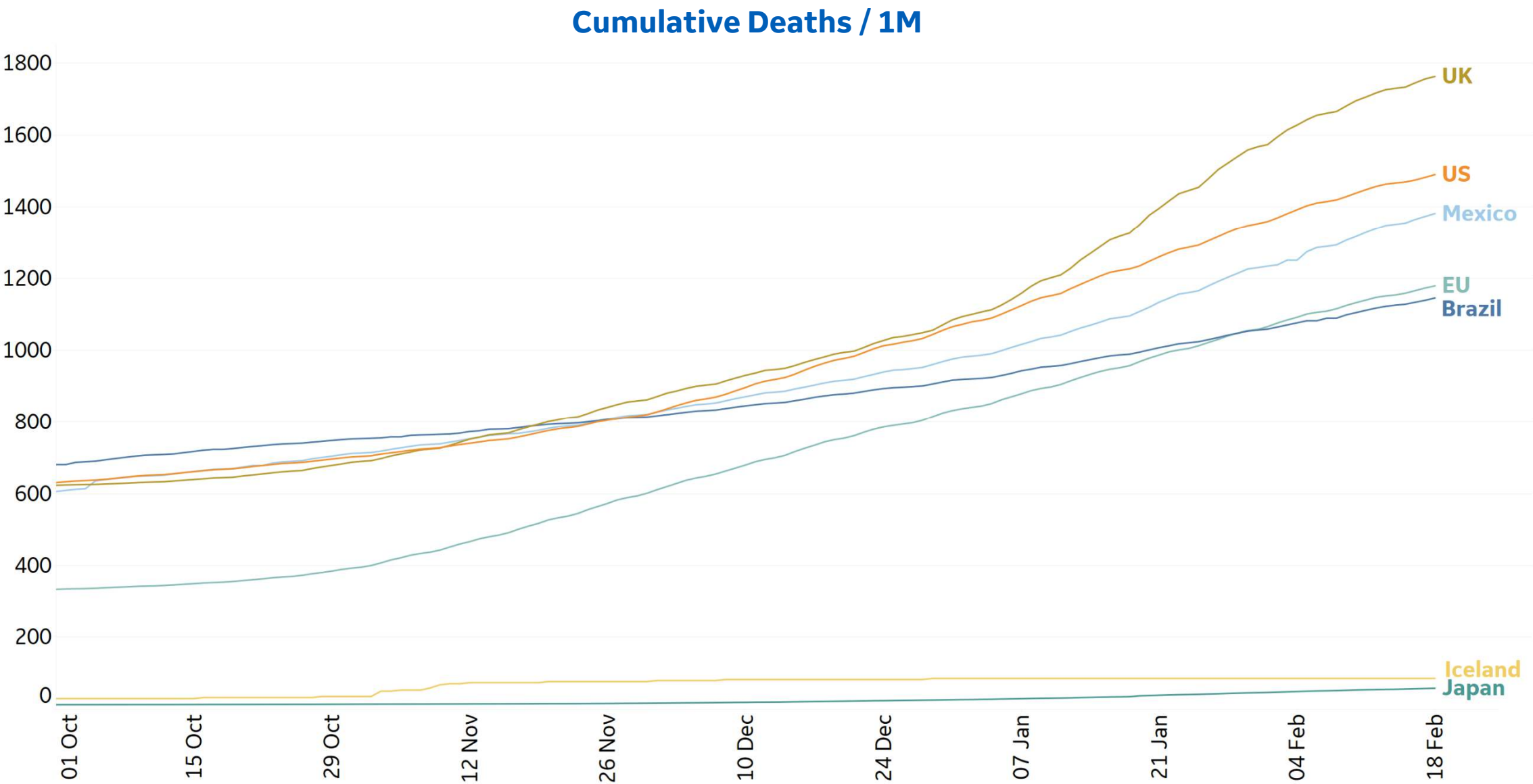
New Deaths in Select Countries

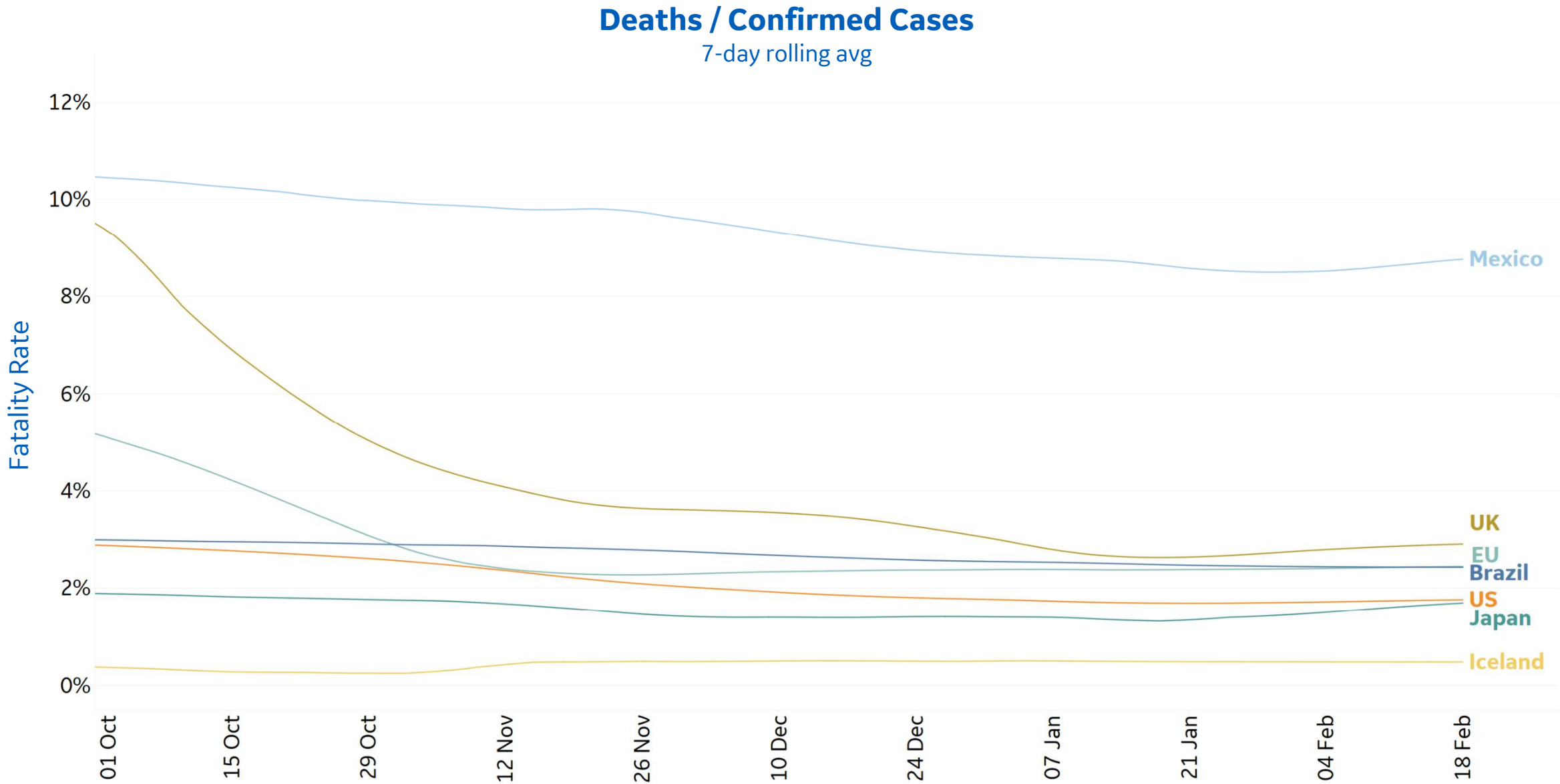
Daily New Deaths / 1M
7-day rolling avg





Cumulative Deaths in Select Countries

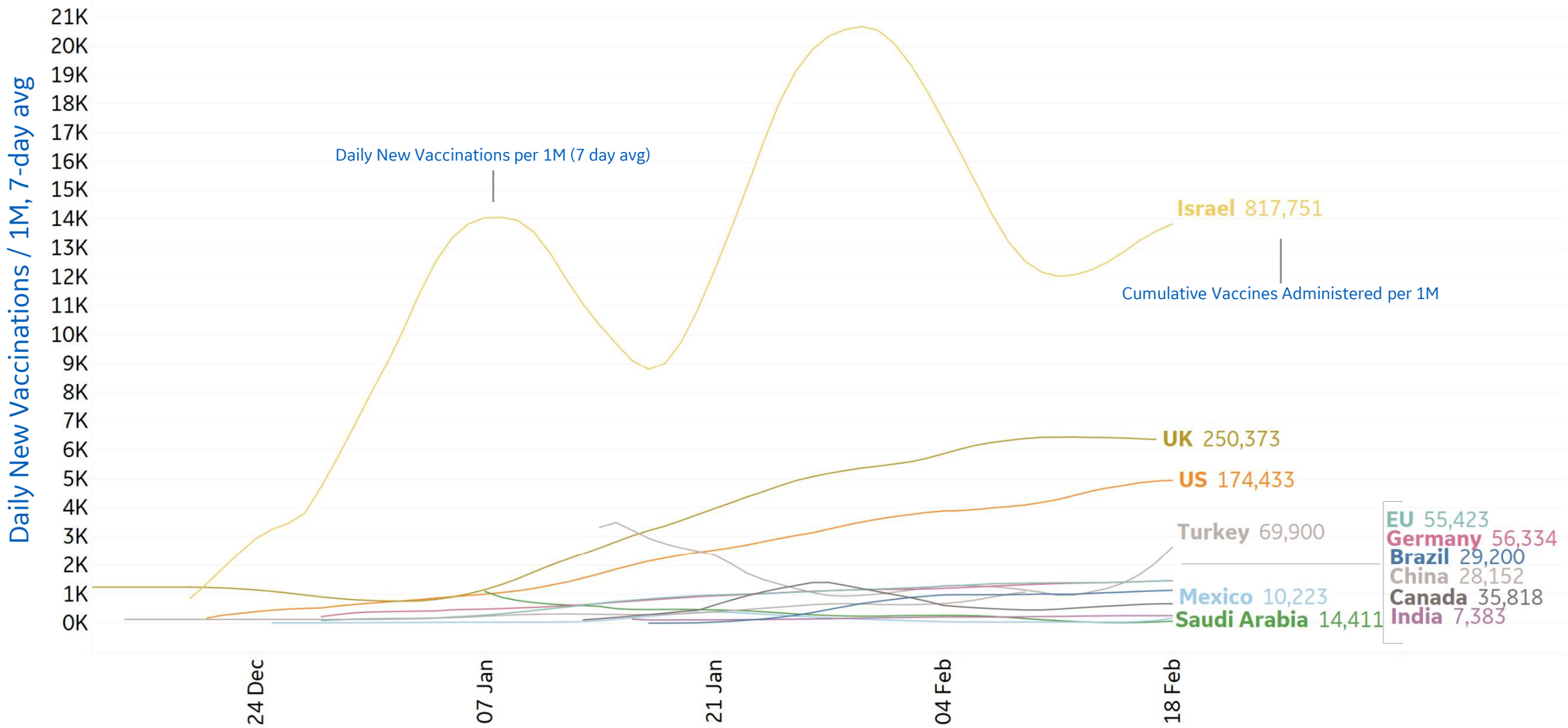






Daily & Total Vaccinations, Select Countries

Select countries with data available





US State Vaccinations to Date



State	% Fully Vaccinated	% Rec'd at Least 1 Dose	Population
Alaska	8.9%	18.2%	731,545
West Virginia	8.3%	14.2%	1,792,147
New Mexico	6.9%	14.6%	2,096,829
North Dakota	6.6%	13.7%	762,062
Connecticut	6.5%	14.7%	3,565,287
South Dakota	6.2%	13.2%	884,659
Vermont	6.2%	12.8%	623,989
Florida	5.7%	11.9%	21,477,737
Colorado	5.6%	12.6%	5,758,736
Louisiana	5.6%	11.5%	4,648,794
Michigan	5.5%	11.6%	9,986,857
Oklahoma	5.3%	12.3%	3,956,971
Wyoming	5.2%	13.0%	578,759
Hawaii	5.2%	12.3%	1,415,872
North Carolina	5.2%	11.8%	10,488,084
New Hampshire	5.1%	11.6%	1,359,711
New York	5.1%	11.2%	19,453,561
Nebraska	5.0%	10.7%	1,934,408
Montana	5.0%	12.8%	1,068,778
Oregon	5.0%	11.8%	4,217,737
Maine	4.9%	13.0%	1,344,212
Rhode Island	4.9%	10.2%	1,059,361
New Jersey	4.9%	12.4%	8,882,190
Indiana	4.8%	11.9%	6,732,219
Tennessee	4.7%	10.1%	6,829,174

4.6%

Total US population
fully vaccinated
(45,678 per million)

11.6%

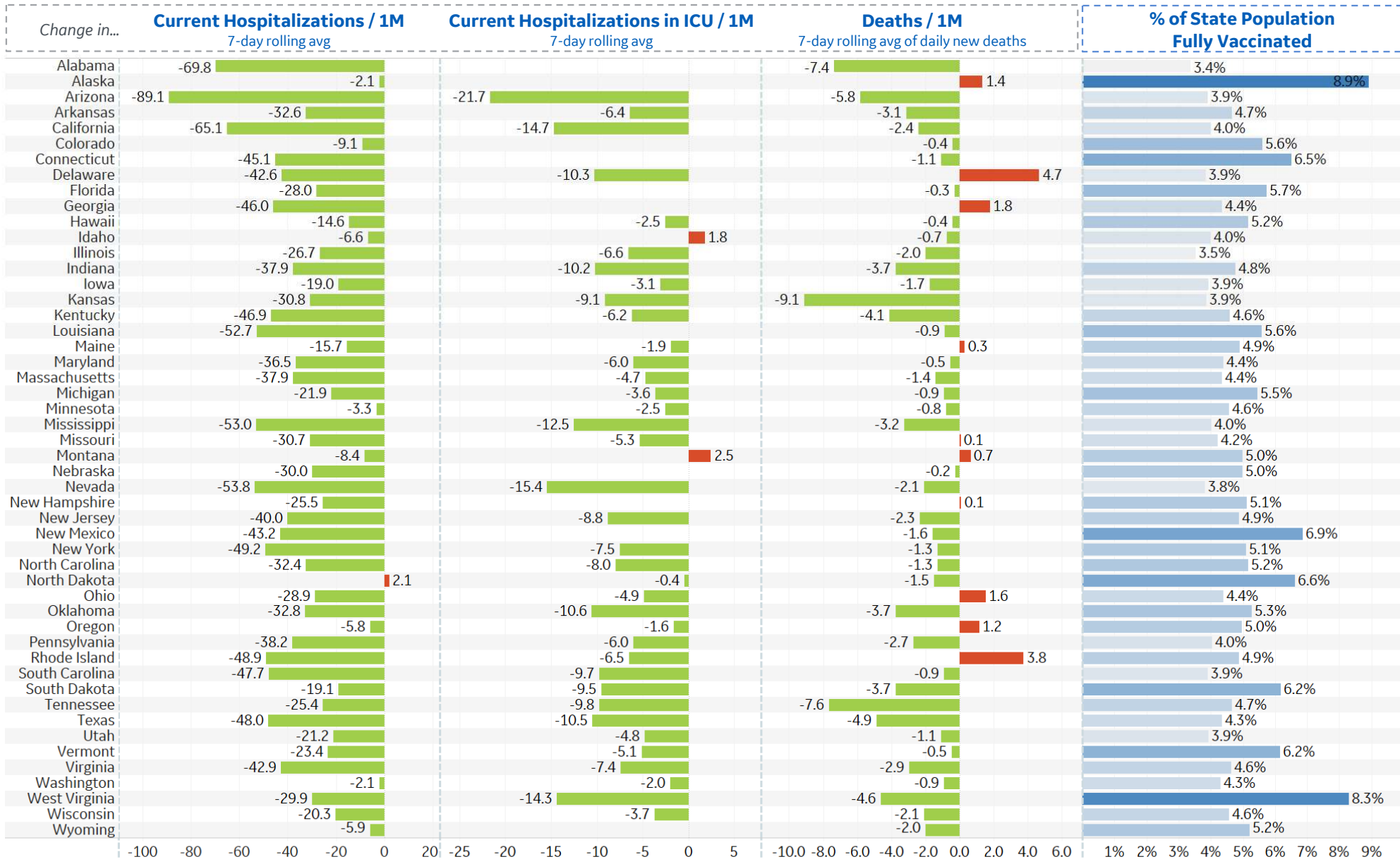
Total US population
having received
at least 1 dose
(116,067 per million)

Fully vaccinated people are persons who
have received all doses required per vaccine

State	% Fully Vaccinated	% Rec'd at Least 1 Dose	Population
Arkansas	4.7%	11.5%	3,017,804
Virginia	4.6%	12.6%	8,535,519
Kentucky	4.6%	11.6%	4,467,673
Wisconsin	4.6%	13.1%	5,822,434
Minnesota	4.6%	12.4%	5,639,632
Ohio	4.4%	11.5%	11,689,100
Maryland	4.4%	11.0%	6,045,680
Georgia	4.4%	10.1%	10,617,423
Massachusetts	4.4%	13.2%	6,892,503
Texas	4.3%	10.6%	28,995,881
Washington	4.3%	12.0%	7,614,893
Missouri	4.2%	10.5%	6,137,428
Pennsylvania	4.0%	11.5%	12,801,989
Mississippi	4.0%	10.7%	2,976,149
California	4.0%	12.3%	39,512,223
Idaho	4.0%	10.9%	1,787,065
Iowa	3.9%	12.0%	3,155,070
Utah	3.9%	10.1%	3,205,958
South Carolina	3.9%	10.9%	5,148,714
Arizona	3.9%	12.6%	7,278,717
Kansas	3.9%	10.4%	2,913,314
Delaware	3.9%	12.5%	973,764
Nevada	3.8%	11.3%	3,080,156
Illinois	3.5%	12.3%	12,671,821
Alabama	3.4%	10.3%	4,903,185



Feature: US Changes from Previous Week



*Blank rows indicate insignificant or missing data



Feature: Trends in CC Ecosystem Cities

Asheville, NC

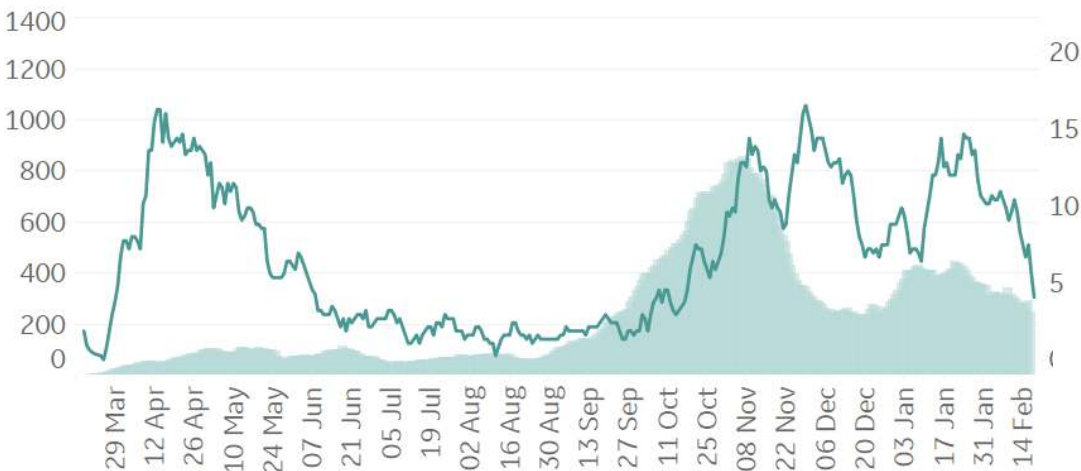
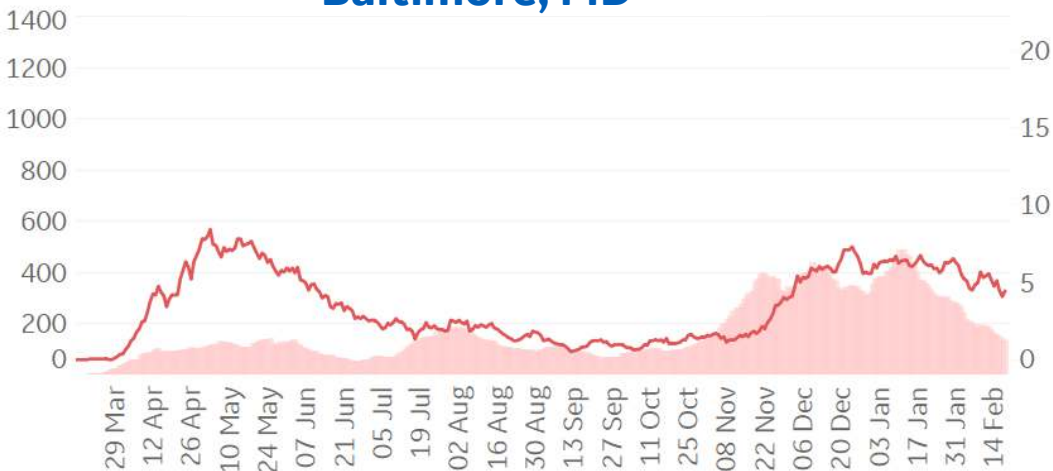
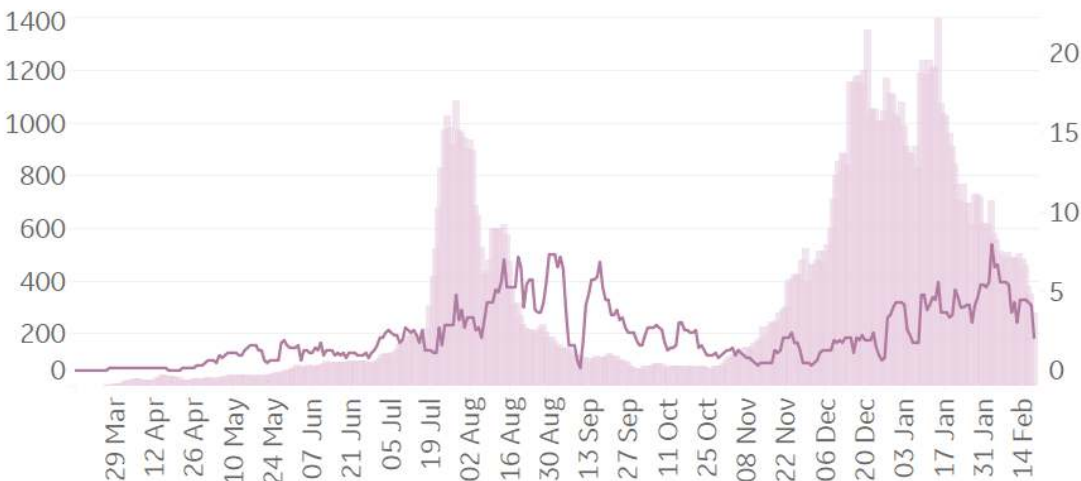
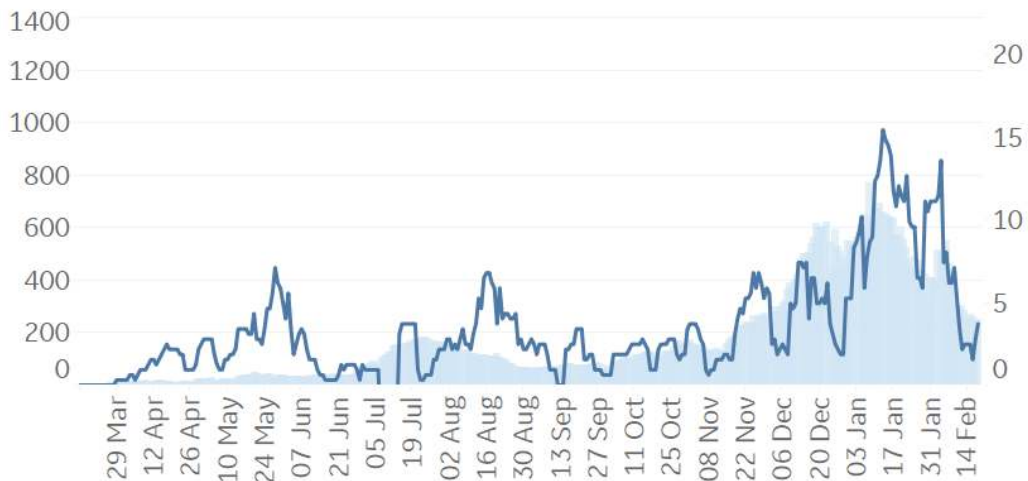
Bakersfield, CA

Baltimore, MD

Bradford, UK

Daily New Confirmed Cases / 1M (Bars)

7-day Rolling Avg



Daily New Deaths / 1M (Lines)

7-day Rolling Avg



Feature: Trends in CC Ecosystem Cities

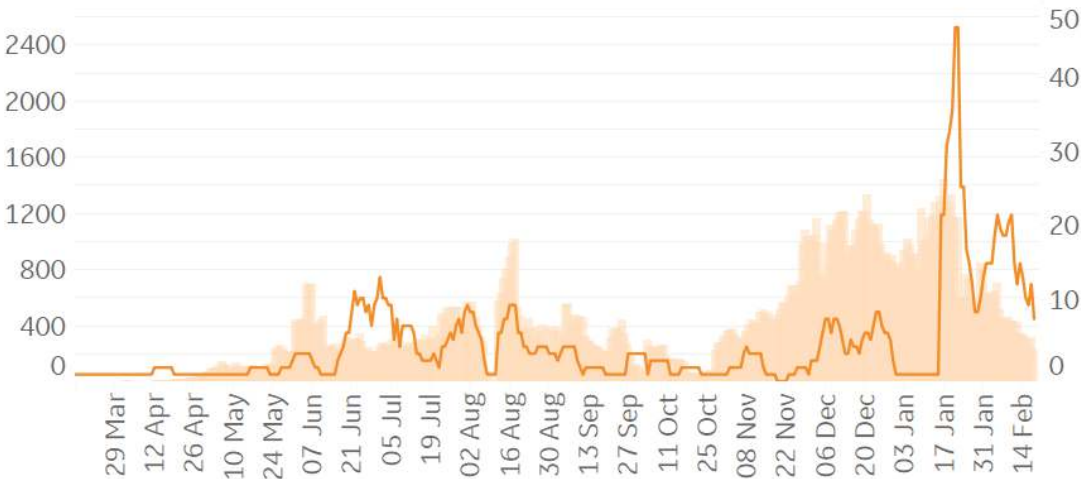
Durham, NC

Daily New Confirmed Cases / 1M (Bars)

7-day Rolling Avg



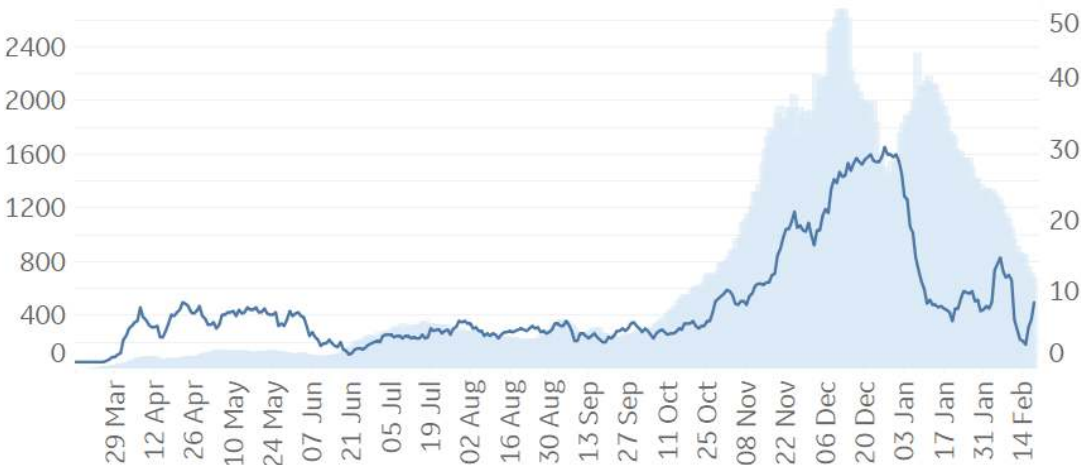
Hanford, CA



Los Angeles, CA



Cincinnati, OH



Daily New Deaths / 1M (Lines)

7-day Rolling Avg



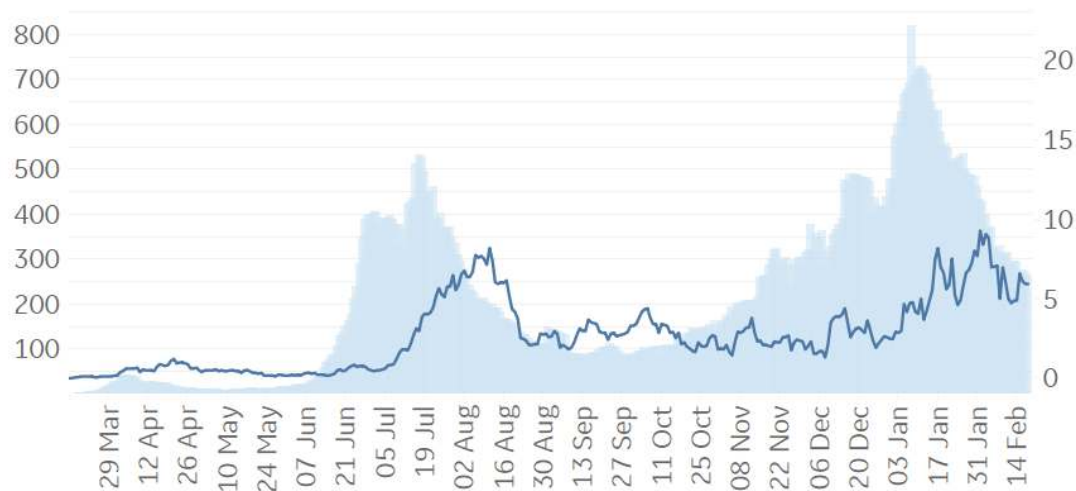
Feature: Trends in CC Ecosystem Cities

Daily New Confirmed Cases / 1M (Bars)
7-day Rolling Avg

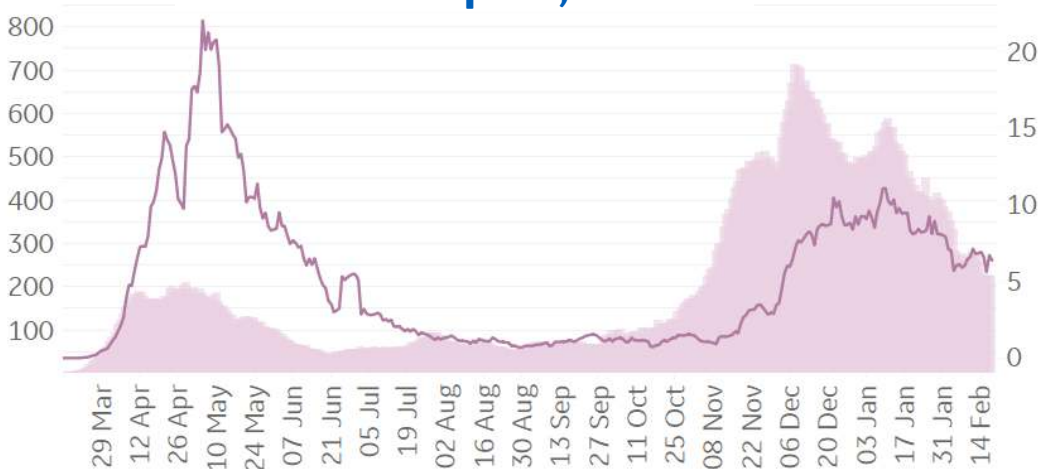
Miami, FL



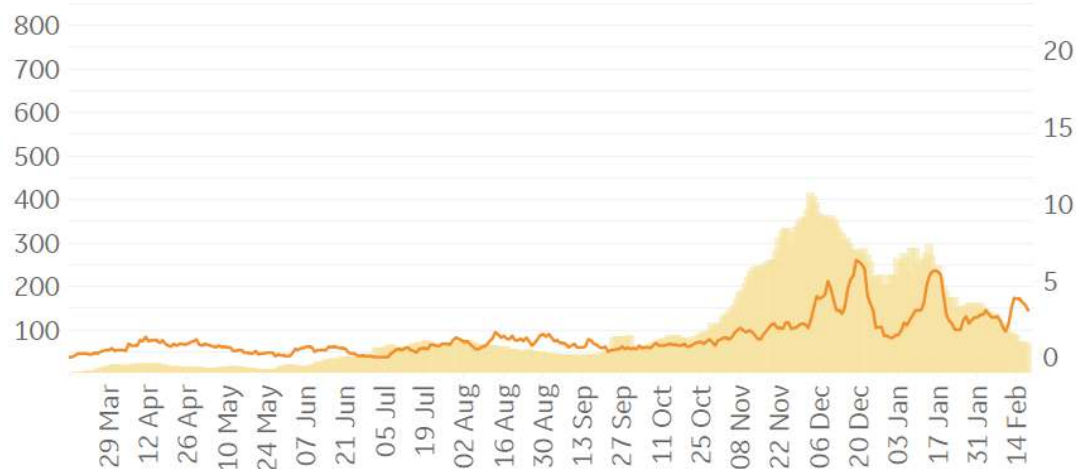
Orlando, FL



Philadelphia, PA



Portland, OR



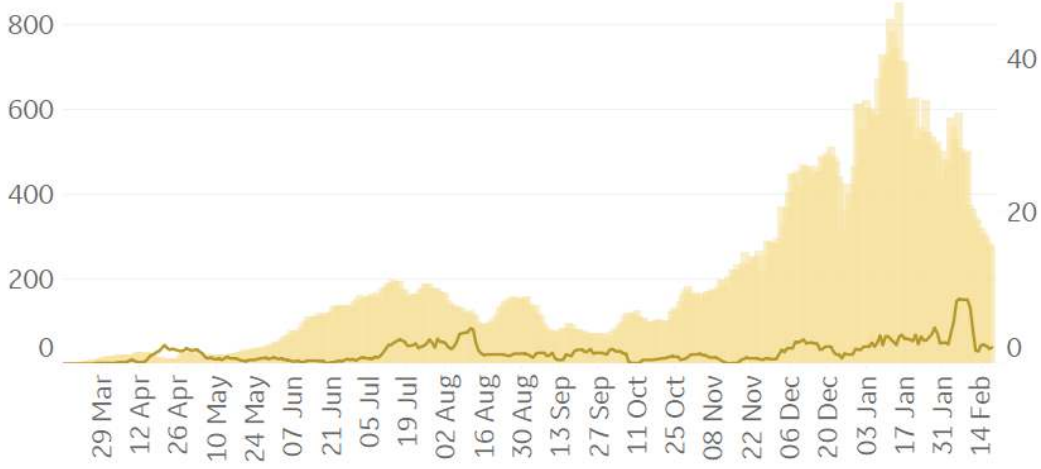
Daily New Deaths / 1M (Lines)
7-day Rolling Avg



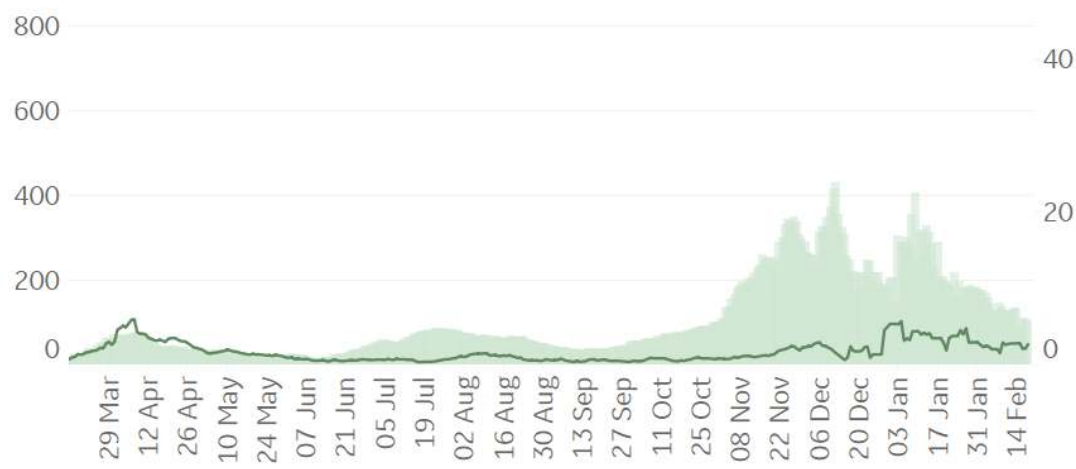
Feature: Trends in CC Ecosystem Cities

Raleigh, NC

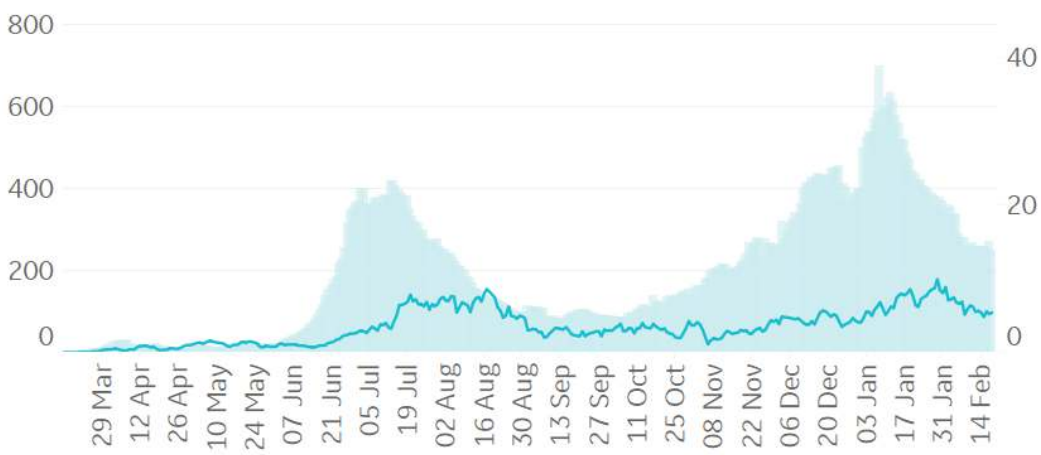
Daily New Confirmed Cases / 1M (Bars)
7-day Rolling Avg



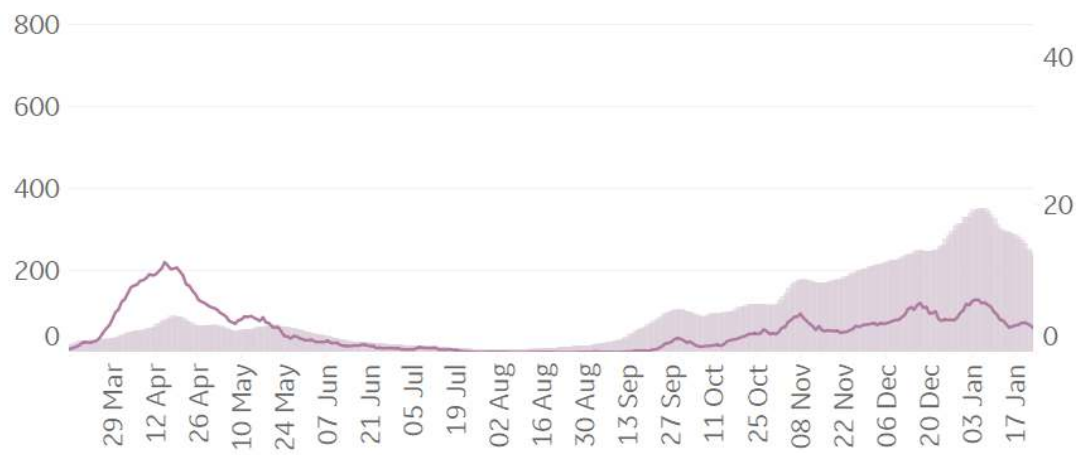
Seattle, WA



Tampa, FL



Toronto, CA



Daily New Deaths / 1M (Lines)
7-day Rolling Avg



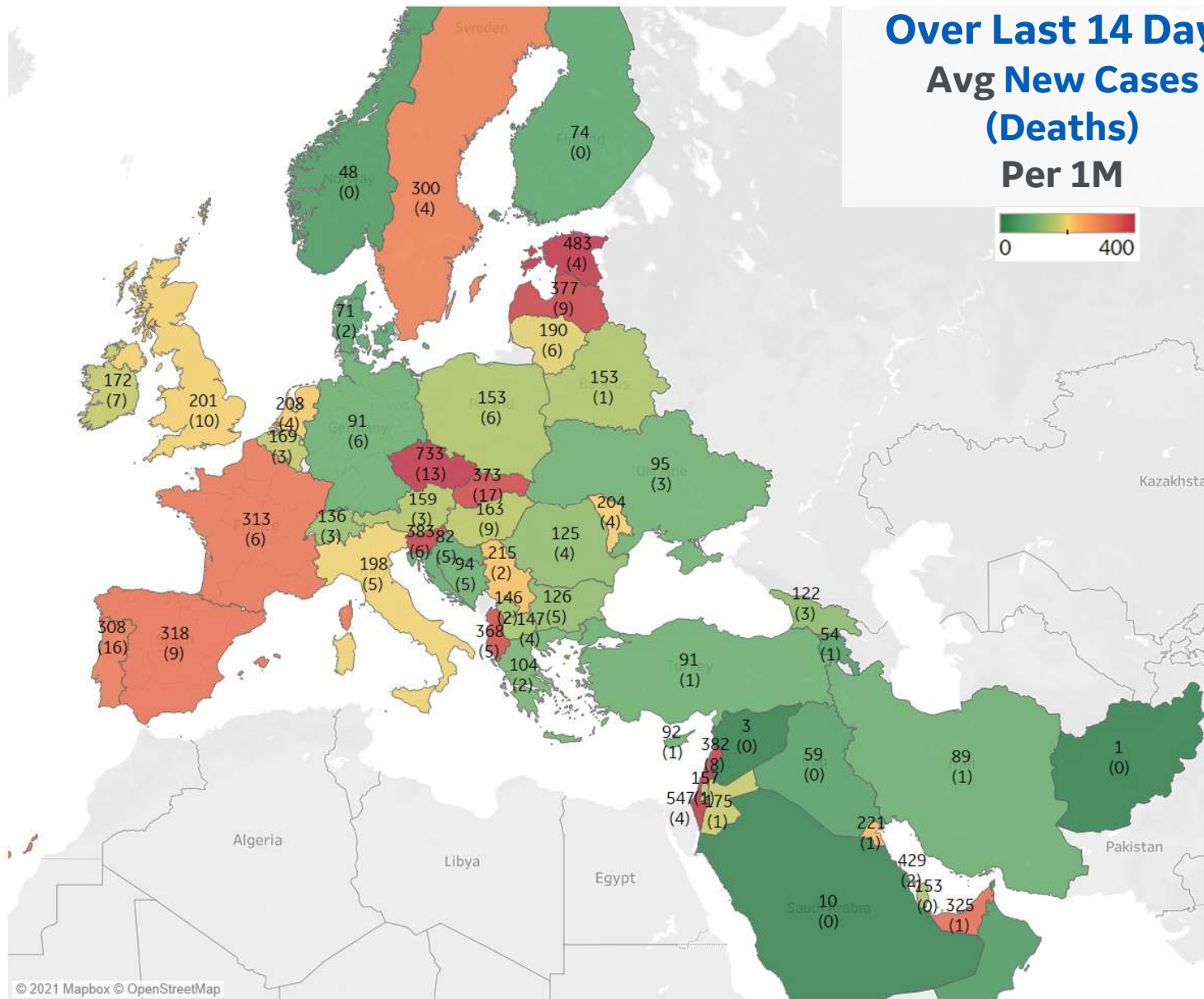
Per 1M in Region

	Today	Change
Active Cases	15,939	+0.4%
Confirmed	182 new	+0.5%
Deaths	4 new	+0.4%
Recovered	110 new	+0.5%

Most Daily New Cases / 1M

Czechia	733
Israel	547
Estonia	483
Bahrain	429
Slovenia	383
Lebanon	382
Latvia	377
Slovakia	373
Albania	368
UAE	325

* Excludes regions with population < 1M





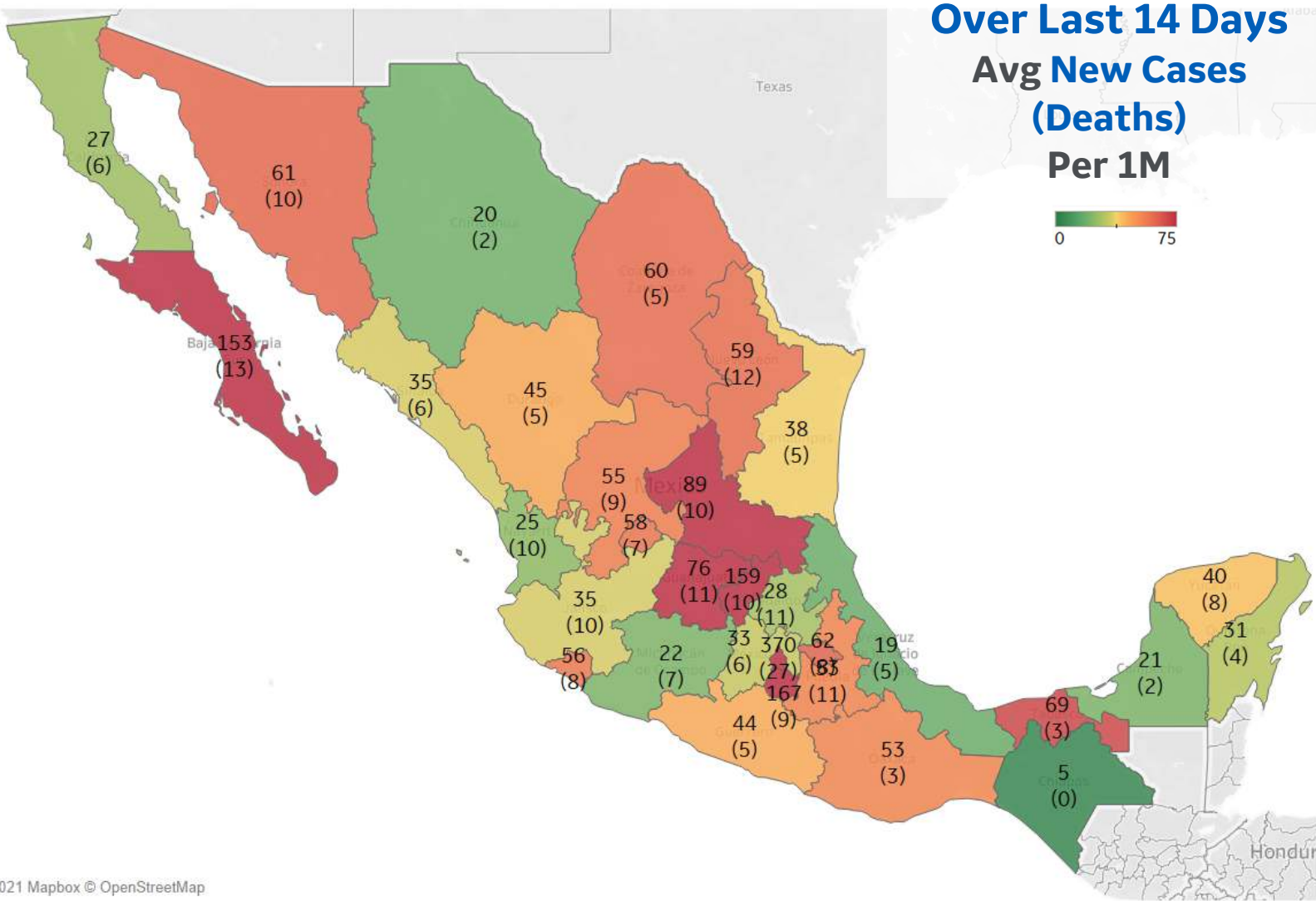
Mexico

Per 1M in Region

	Today	Change
Active Cases	2,069	+0.5%
Confirmed	71 new	+0.5%
Deaths	8 new	+0.6%
Recovered	53 new	+0.4%

Most Daily New Cases / 1M

Distrito Federal	370
Morelos	167
Querétaro	159
Baja California Sur	153
San Luis Potosí	89
Guanajuato	76
Tabasco	69
Nacional	69
Tlaxcala	62
Sonora	61

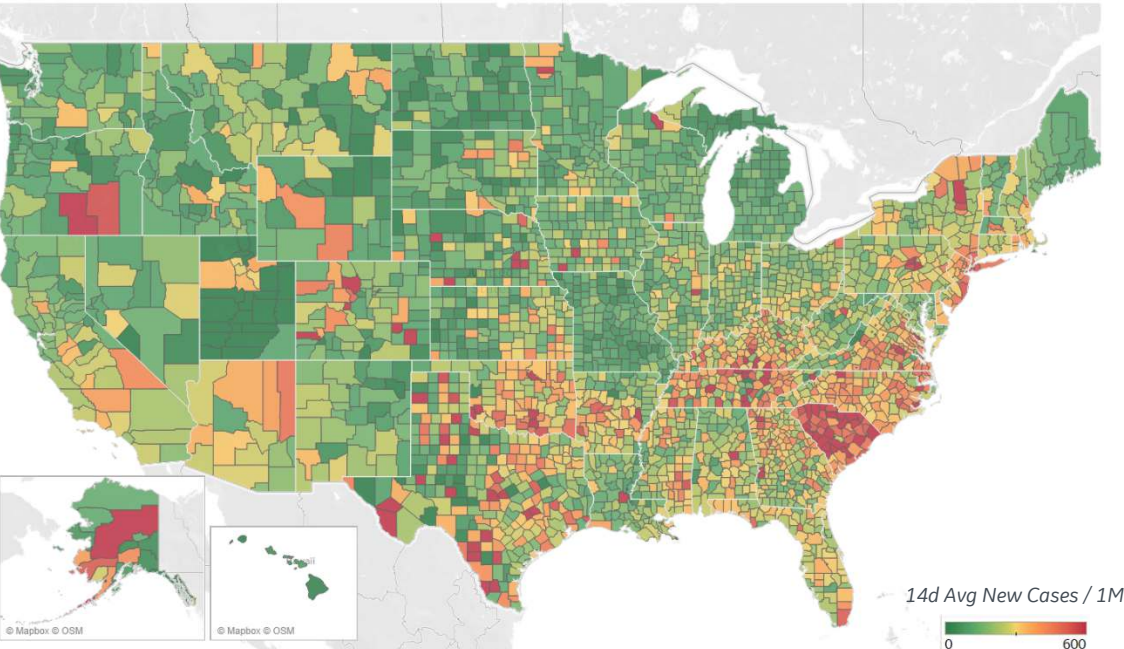




US Counties: Recent Cases and Deaths

Updated 19 Feb 2021, 3:30 GMT 20

Average New Cases per 1M Over Last 14 Days

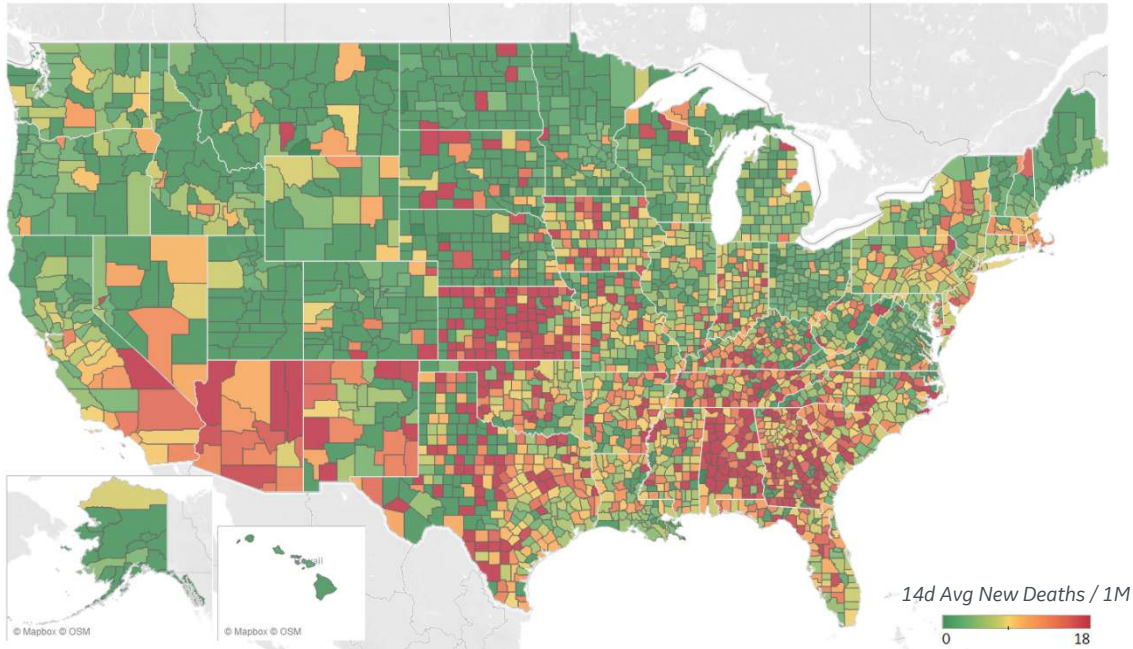


Top 10 by New Confirmed

Avg New Confirmed Cases / 1M

Spartanburg County, SC	816
Lexington County, SC	679
Horry County, SC	625
Greenville County, SC	617
Chesterfield County, VA	610
York County, SC	547
Clayton County, GA	542
Nassau County, NY	537
Ocean County, NJ	536
Miami-Dade County, FL	527

Average New Deaths per 1M Over Last 14 Days



Top 10 by New Deaths

Avg New Deaths/ 1M

Webb County, TX	23
Pima County, AZ	17
Sedgwick County, KS	16
Lake County, FL	15
Marion County, FL	15
San Bernardino County, CA	15
Spartanburg County, SC	15
Maricopa County, AZ	14
Escambia County, FL	14
Atlantic County, NJ	14

Note: Lists includes counties
≥ 250K population

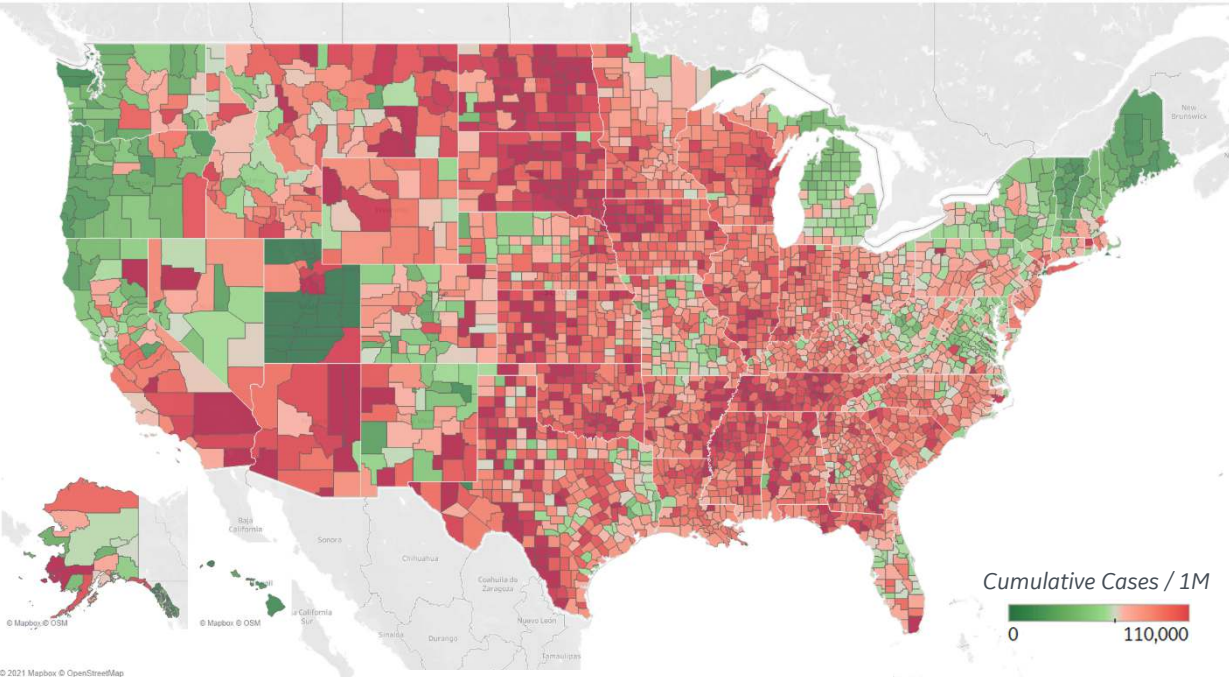


US Counties: Cumulative Cases and Deaths

Updated 19 Feb 2021, 3:30 GMT

21

Confirmed **Cases** per 1M to date

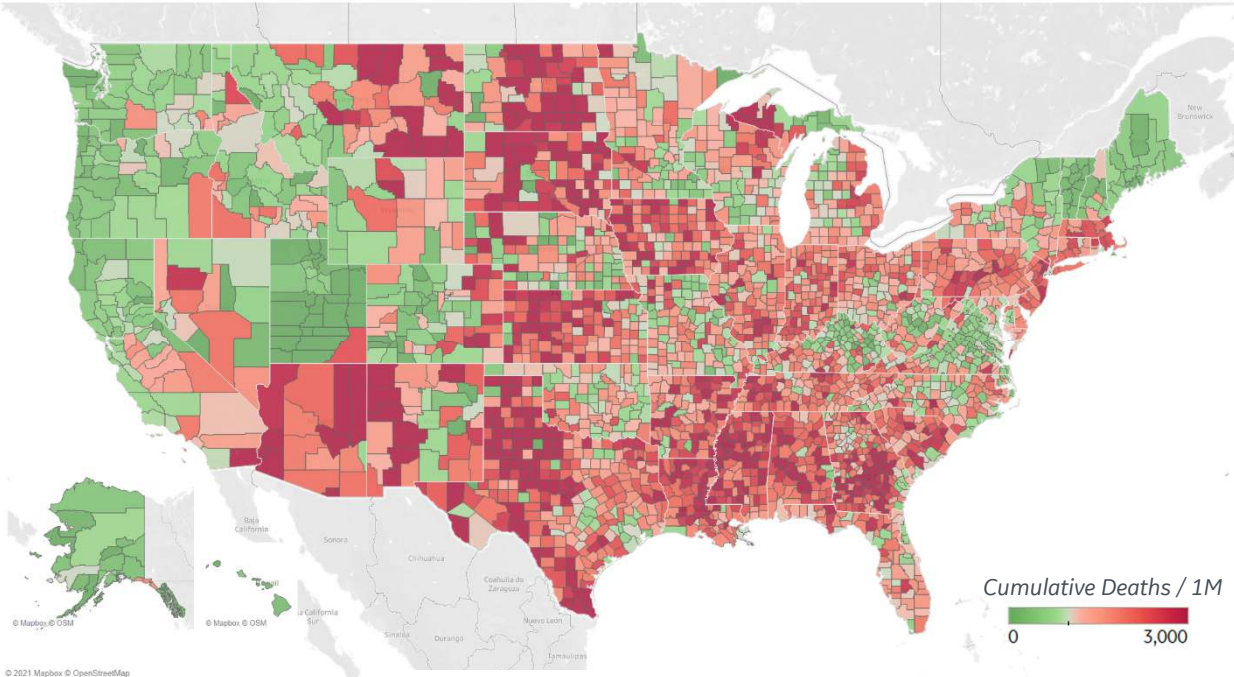


Top 10 Counties

Total Confirmed Cases / 1M

Lubbock County, TX	154,075
Webb County, TX	153,330
Miami-Dade County, FL	146,203
El Paso County, TX	143,231
Utah County, UT	138,655
San Bernardino County, CA	129,690
Providence County, RI	125,622
Brown County, WI	121,909
Greenville County, SC	117,318
Salt Lake County, UT	117,196

Reported **Deaths** per 1M to date



Top 10 Counties

Total Reported Deaths / 1M

New York City*	5,285
Cameron County, TX	3,334
Passaic County, NJ	3,298
Essex County, NJ	3,292
Union County, NJ	3,110
Hidalgo County, TX	2,964
Ocean County, NJ	2,961
Hudson County, NJ	2,916
Hampden County, MA	2,770
Bergen County, NJ	2,759

Note: Lists includes counties $\geq 250K$ population

* New York City counties aggregated into one reporting area



Per 1M in Region

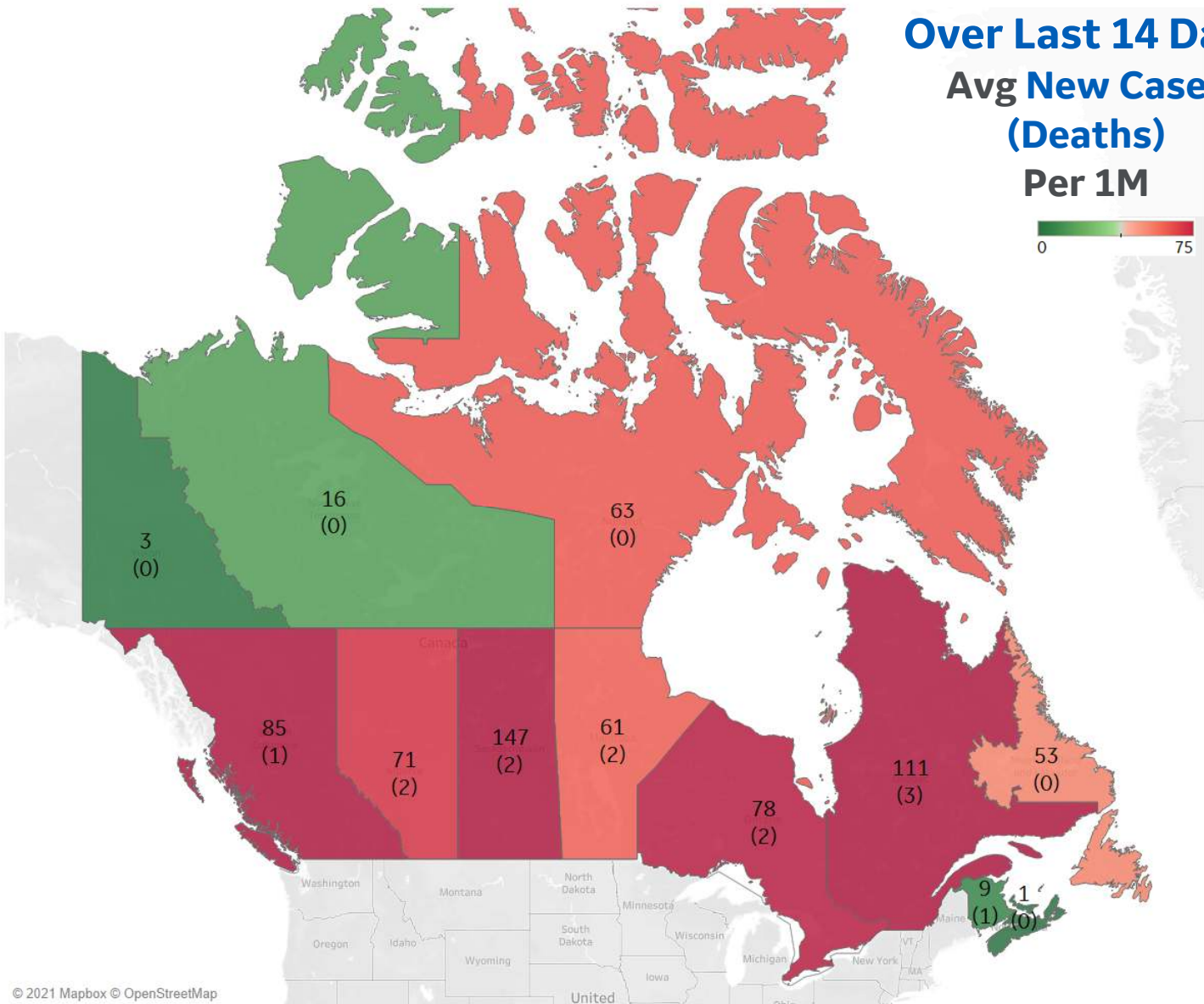
	Today	Change
Active Cases	847	-0.7%
Confirmed	91 new	+0.4%
Deaths	2 new	+0.3%
Recovered	96 new	+0.5%

Most Daily New Cases / 1M

Saskatchewan	147
Quebec	111
British Columbia	85
Ontario	78
Alberta	71
Manitoba	61

* Excludes regions with population < 1M

Over Last 14 Days Avg New Cases (Deaths) Per 1M





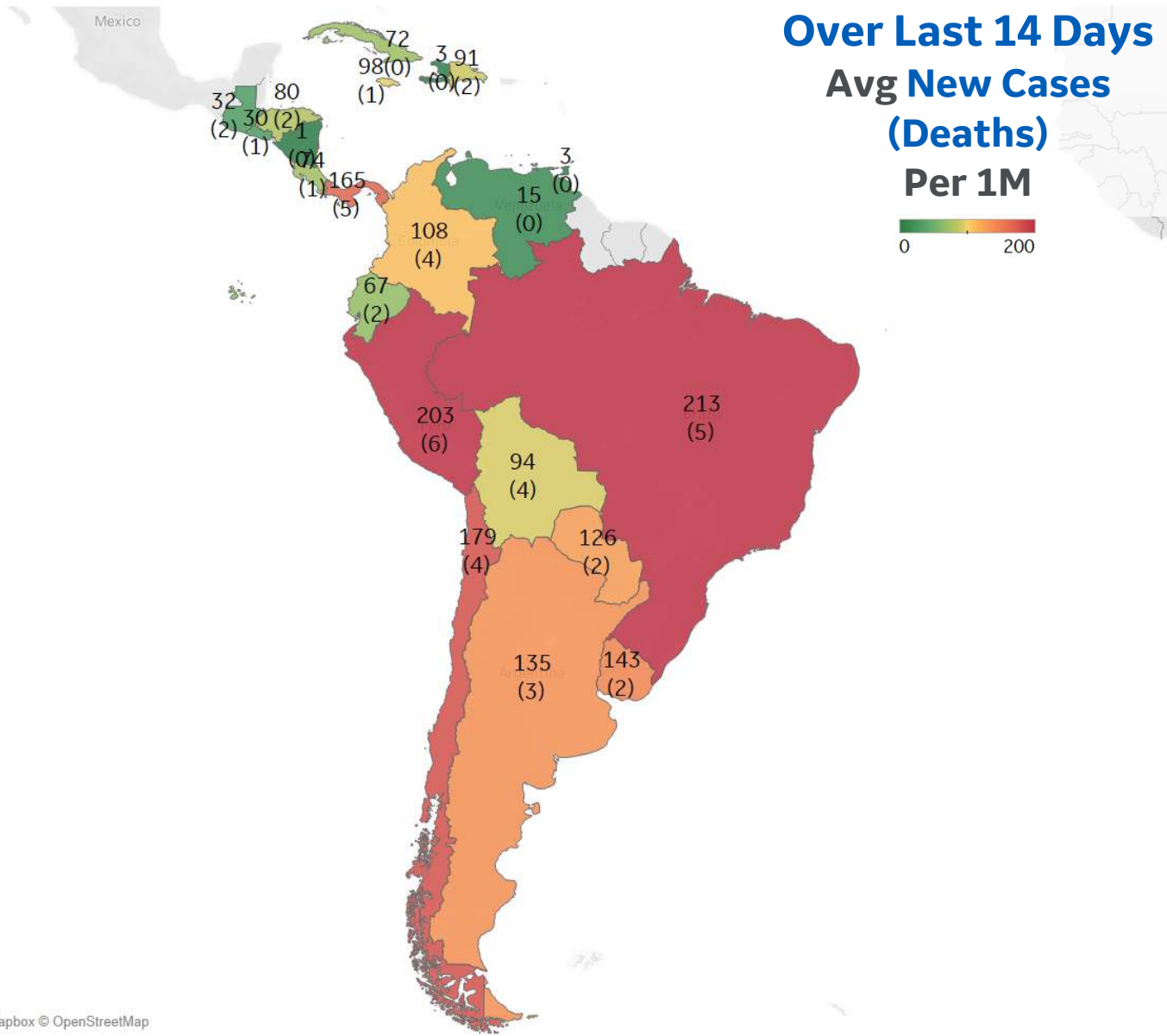
Per 1M in Region

	Today	Change
Active Cases	2,719	+2.2%
Confirmed	166 new	+0.5%
Deaths	5 new	+0.5%
Recovered	102 new	+0.3%

Most Daily New Cases / 1M

Brazil	213
Peru	203
Chile	179
Panama	165
Uruguay	143
Argentina	135
Paraguay	126
Colombia	108
Jamaica	98
Bolivia	94

* Excludes regions with population < 1M





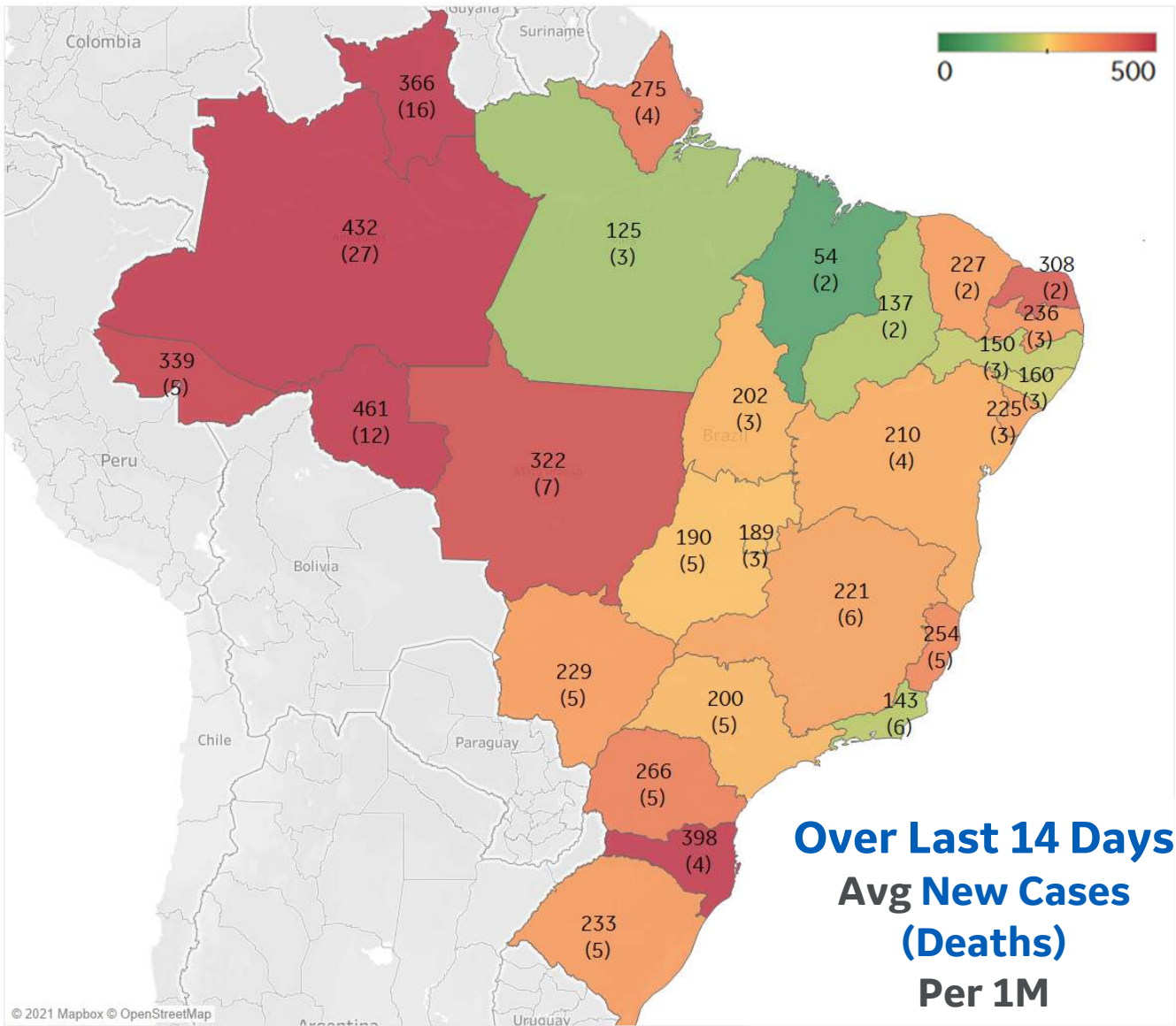
Per 1M in Region

	Today	Change
Active Cases	3,888	+2.9%
Confirmed	244 new	+0.5%
Deaths	6 new	+0.6%
Recovered	128 new	+0.3%

Most Daily New Cases / 1M

Rondônia	461
Amazonas	432
Santa Catarina	398
MatoGrosso	322
Rio Grande do ..	308
Paraná	266
Espírito Santo	254
Paraíba	236
Rio Grande do ..	233
MatoGrosso do ..	229

* Excludes regions with population < 1M





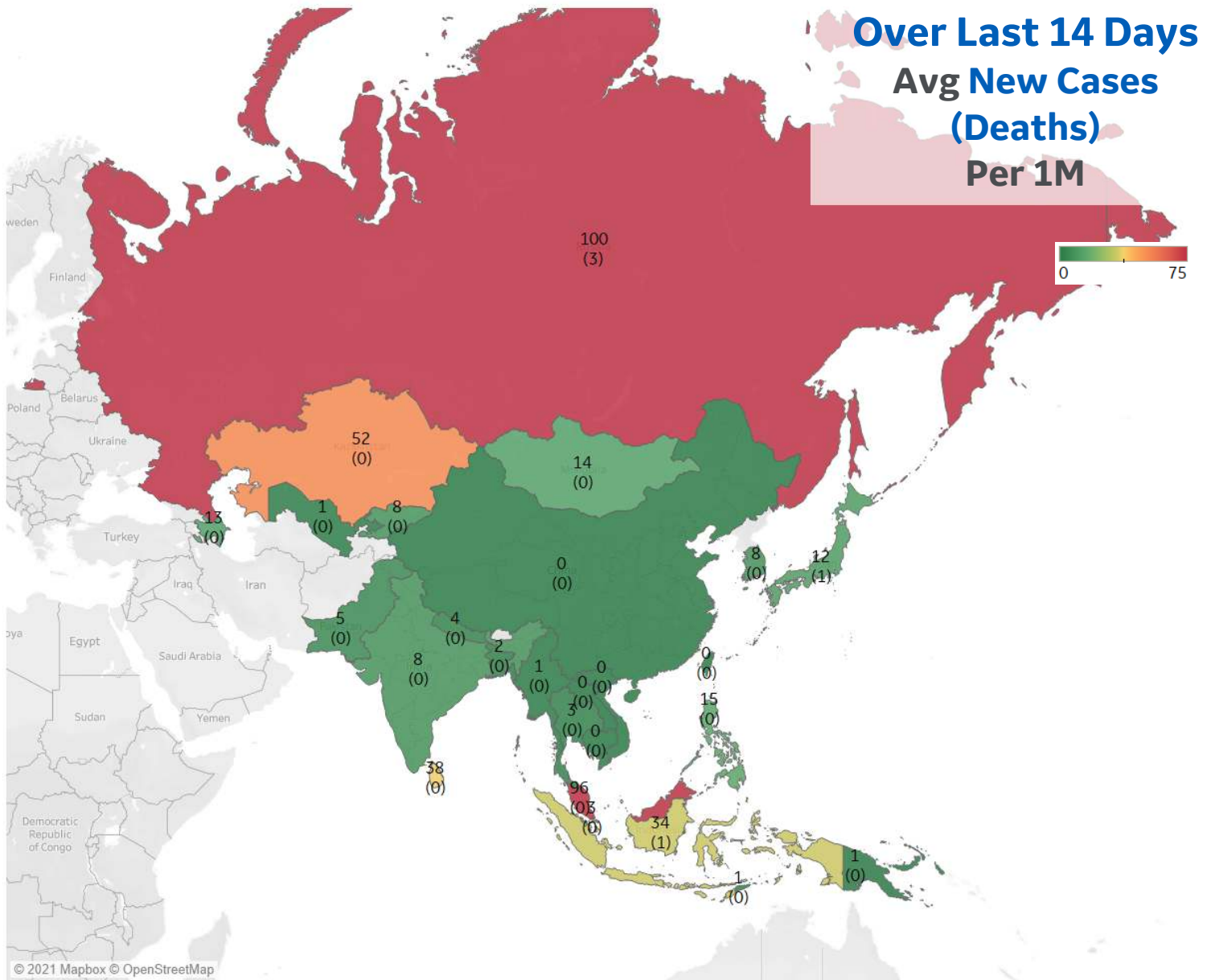
Per 1M in Region

	Today	Change
Active Cases	205	-0.9%
Confirmed	11 new	+0.2%
Deaths	0.2 new	+0.3%
Recovered	13 new	+0.3%

Most Daily New Cases / 1M

Russia	100
Malaysia	96
Kazakhstan	52
Sri Lanka	38
Indonesia	34
Philippines	15
Mongolia	14
Azerbaijan	13
Japan	12
Kyrgyzstan	8

* Excludes regions with population < 1M



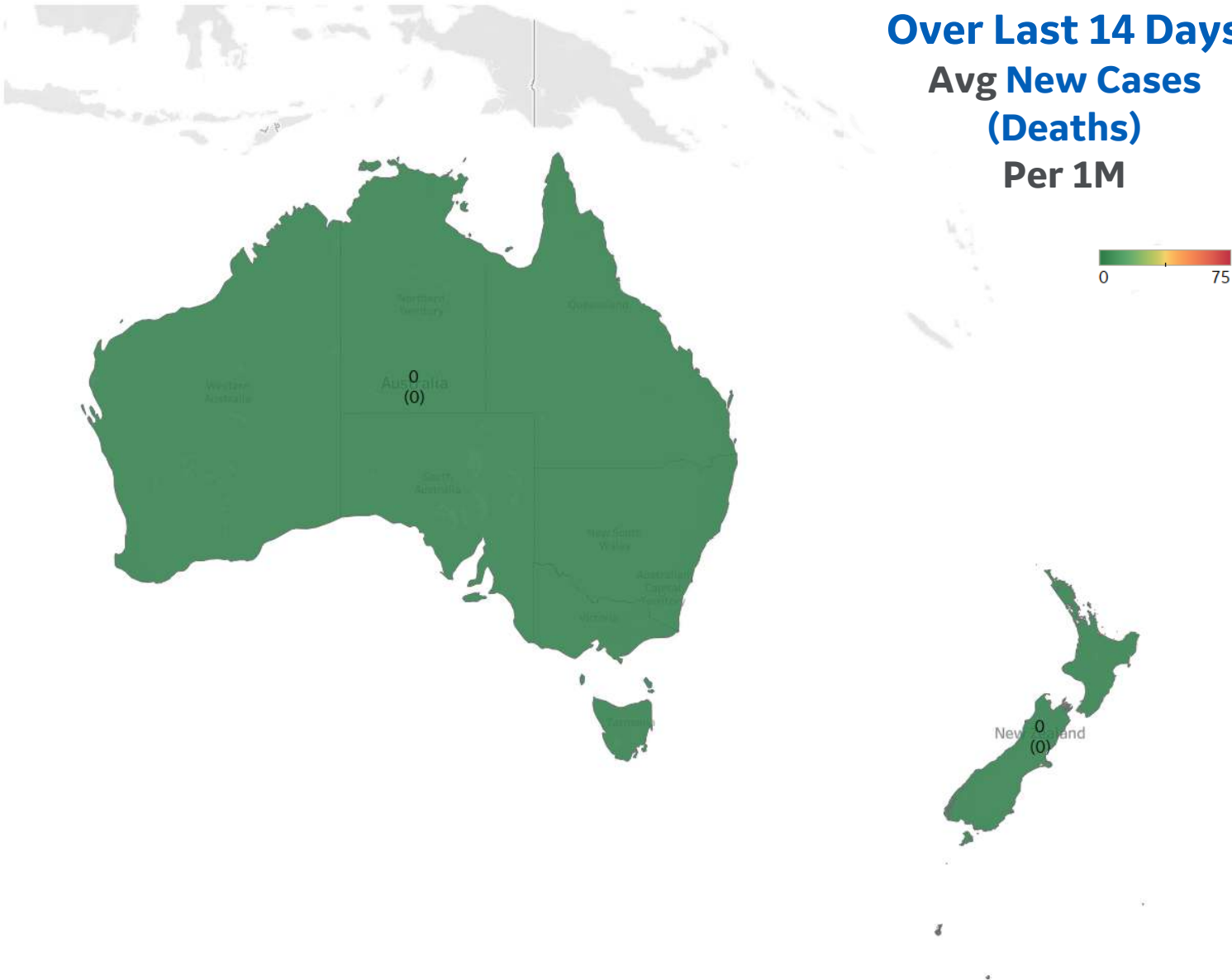


Per 1M in Region

	Today	Change
Active Cases	166	+0%
Confirmed	0 new	+0%
Deaths	0 new	+0%
Recovered	0 new	+0 %

Most Daily New Cases / 1M

New Zealand	0
Australia	0



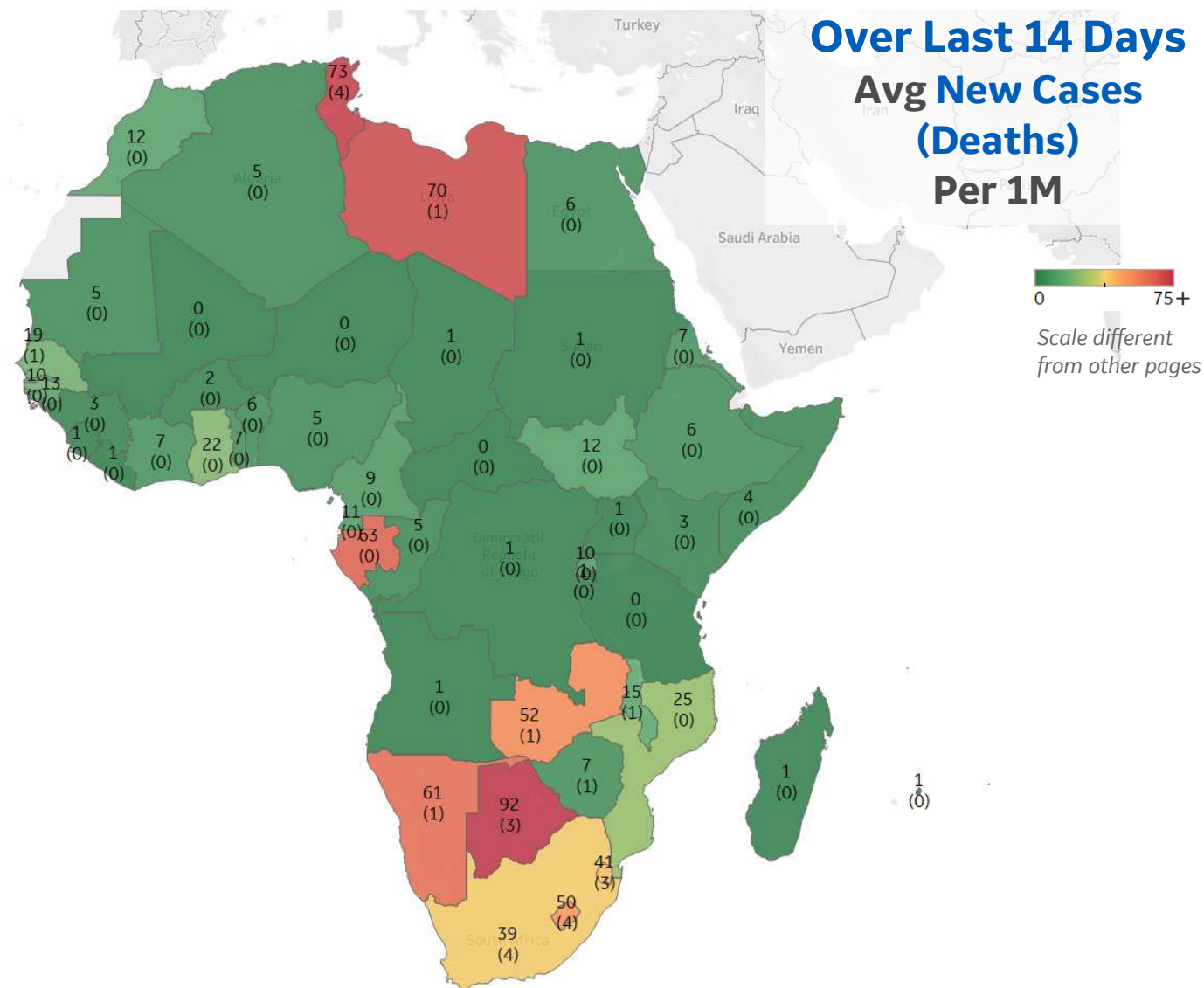


	Today	Change
Active Cases	263	-0.3%
Confirmed	10 new	+0.4%
Deaths	0.4 new	+0.5%
Recovered	11 new	+0.4%

	Today	Change
Active Cases	263	-0.3%
Confirmed	10 new	+0.4%
Deaths	0.4 new	+0.5%
Recovered	11 new	+0.4%

Botswana	92
Tunisia	73
Libya	70
Gabon	63
Namibia	61
Zambia	52
Lesotho	50
Eswatini	41
South Africa	39
Mozambique	25

* Excludes regions with population < 1M





Sources



*** Per 1M = Per 1 Million Population unless otherwise noted*

Johns Hopkins Coronavirus Resource Center:

<https://coronavirus.jhu.edu/map.html>

Worldometer Coronavirus Reporting:

<https://www.worldometers.info/coronavirus/>

Public Health England:

<https://www.gov.uk/government/publications/covid-19-track-coronavirus-cases>

US Department of Homeland Security, Homeland Infrastructure Foundation-Level Data:

<https://hifld-geoplatform.opendata.arcgis.com/datasets/hospitals>

City of New York, NYC Health:

<https://www1.nyc.gov/site/doh/covid/covid-19-data.page>

Chicago Coronavirus Latest Data:

<https://www.chicago.gov/city/en/sites/covid-19/home/latest-data.html>

National Health Commission of the PRC:

<http://www.nhc.gov.cn/xcs/yqtb/202003/bf66696029ba420098164607240074f8.shtml>

CDC, Severe Outcomes Among Patients with Coronavirus Disease 2019 (COVID-19):

<https://www.cdc.gov/mmwr/volumes/69/wr/mm6912e2.htm>

Italian Department of Civil Protection, COVID Monitoring:

<http://opendatadpc.maps.arcgis.com/apps/opsdashboard/index.html#/b0c68bce2cce478eaac82fe38d4138b1>

The COVID Tracking Project:

<https://covidtracking.com/data/>

UK Office for National Statistics:

<https://www.ons.gov.uk/peoplepopulationandcommunity/birthsdeathsandmarriages/deaths/bulletins/deathsregisteredweeklyinenglandandwalesprovisional/weekending24april2020>

COVID-19 Information for Switzerland:

<https://www.corona-data.ch/>

European Centre for Disease Prevention and Control:

<https://www.ecdc.europa.eu/en/publications-data/download-data-hospital-and-icu-admission-rates-and-current-occupancy-covid-19>

Worldwide Survival Rate, last 30d calculation =

$$\frac{[(Total\ Confirmed - Total\ Confirmed\ 30d\ ago) - (Total\ Deaths - Total\ Deaths\ 30d\ ago)]}{(Total\ Confirmed - Total\ Confirmed\ 30d\ ago)}$$

Secretary of Health, Mexico:

<https://www.gob.mx/salud/en>

OECD Economic Outlooks, Statistics:

https://www.oecd-ilibrary.org/economics/data/oecd-economic-outlook-statistics-and-projections_eo-data-en

Public Health Authority of Sweden:

<https://www.folkhalsomyndigheten.se/smittskydd-beredskap/utbrott/aktuella-utbrott/covid-19/bekraftade-fall-i-sverige>

CDC Provisional COVID19 Deaths Counts

<https://data.cdc.gov/NCHS/Provisional-COVID-19-Death-Counts-by-Sex-Age-and-S/9bhg-hcku>

Canada Regional Data:

<https://health-infobase.canada.ca/covid-19/epidemiological-summary-covid-19-cases.html#fn1>

Canada Regional Populations (Q4 2019):

<https://www150.statcan.gc.ca/t1/tbl1/en/tv.action?pid=1710000901>

CDC COVID Data Tracker:

<https://covid.cdc.gov/covid-data-tracker/#vaccinations>