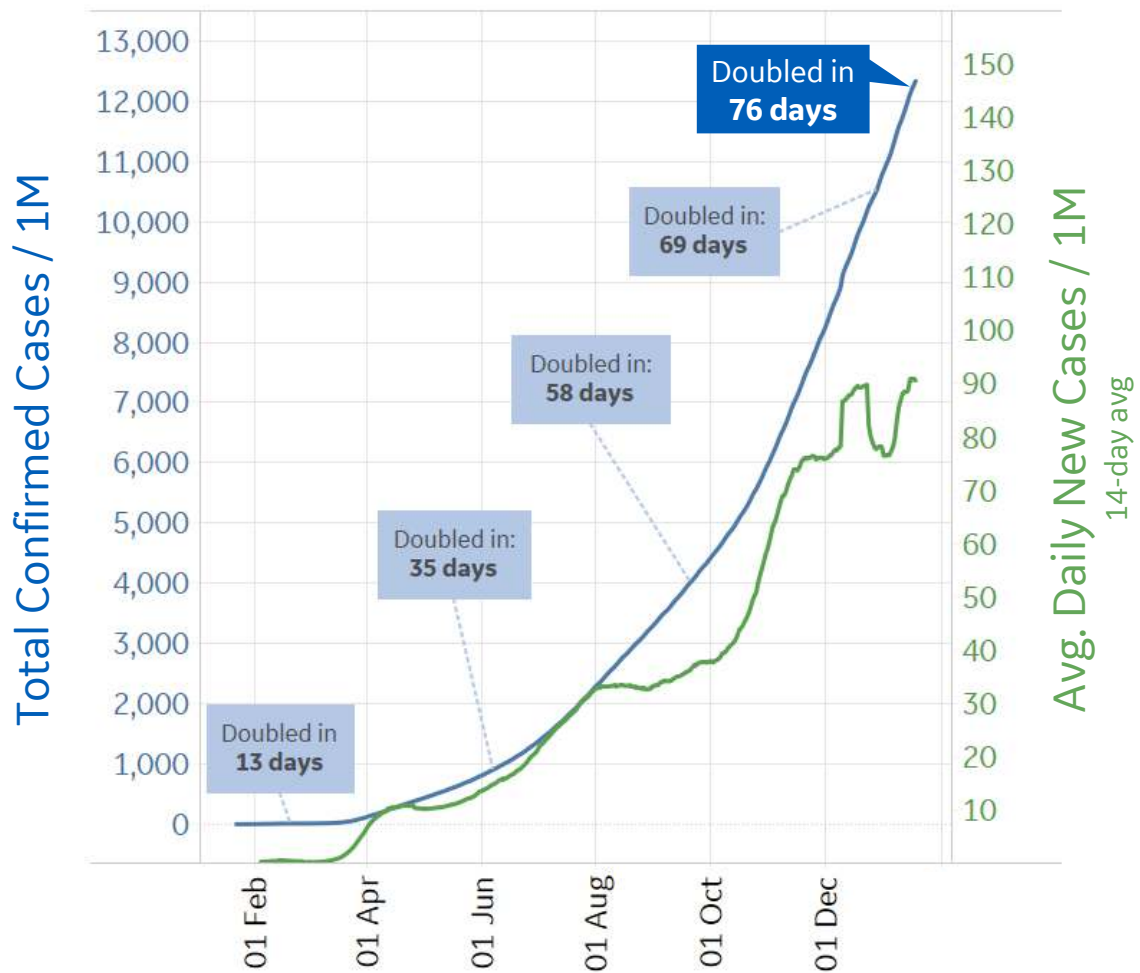




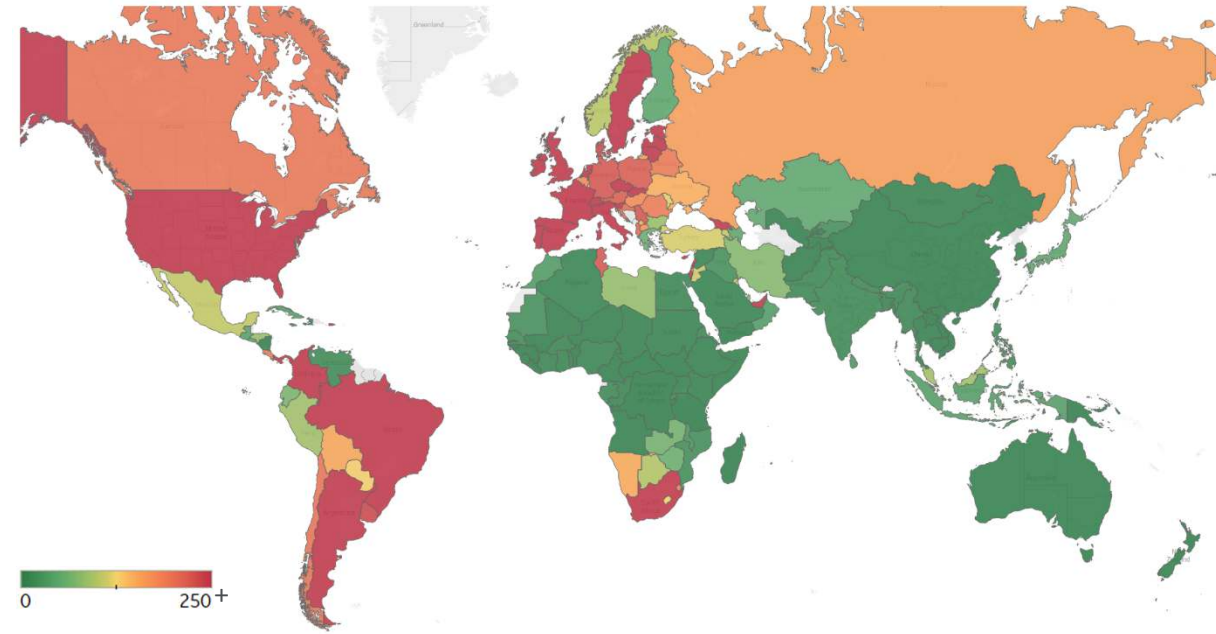
Global Confirmed & Active Cases

Trend since 22 Jan 2020



Avg. Daily New Cases / 1M

Over the last 14 days



Per 1M:	New Today	Change from 30 days ago
Active	24	+30%
Confirmed	66	+25%
Deaths	1	+21%
Recovered	41	+22%
	To Date	Last 30 Days
Worldwide Survival Rate	97.9%	98.2%

Worldwide Survival Rate = (Confirmed - Deaths) / (Confirmed) in a given time period



New Confirmed Cases & New Deaths

Key

World

North America

Europe

Middle East

Cent & South America

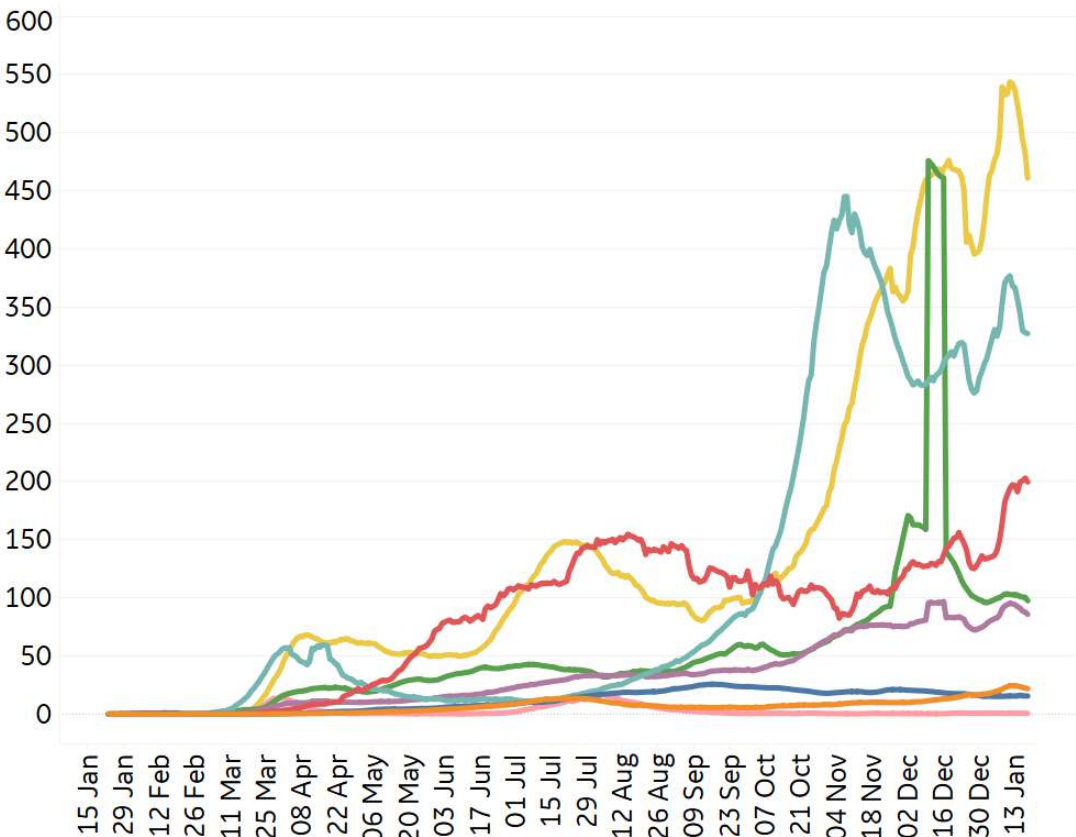
Asia

Africa

Oceania

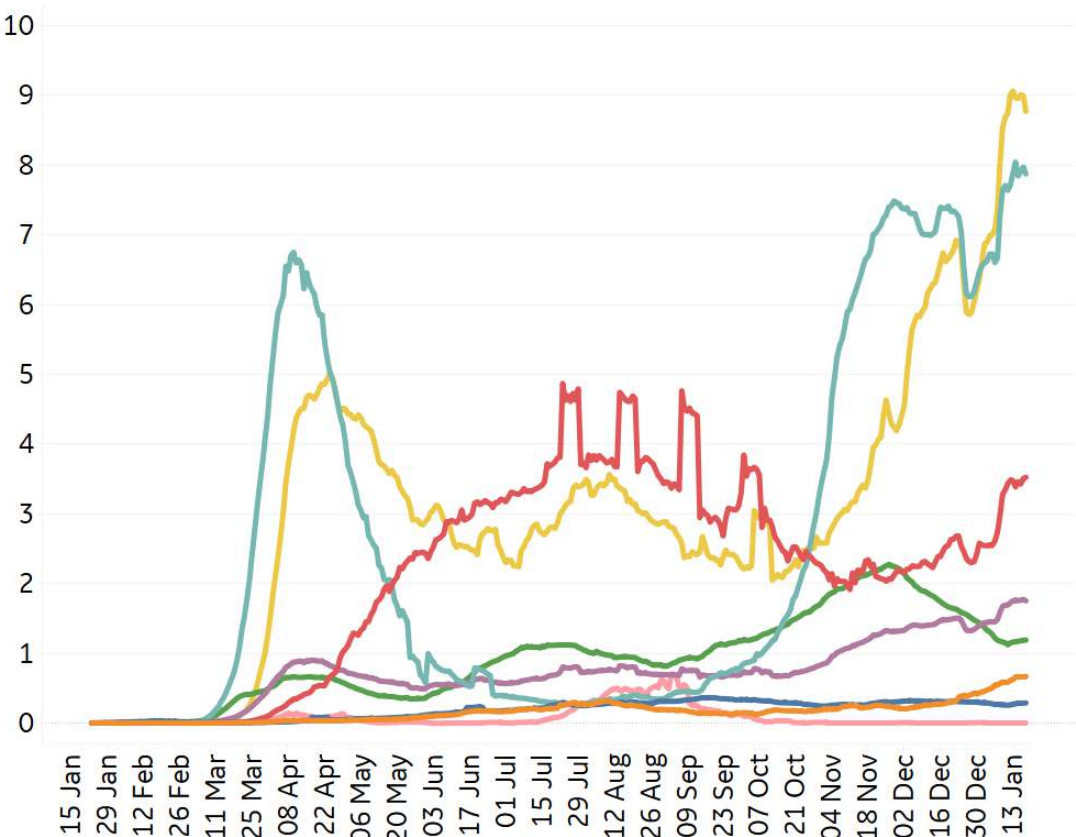
New Confirmed Cases / 1M

7-day rolling average



New Deaths / 1M

7-day rolling average



Large jump in Middle East confirmed cases due to batched reporting of 823,225 new cases in **Turkey on 10 Dec*



Top 50 Countries: Per 1M

Updated 19 Jan 2021, 3:30 GMT 3

1 - 25	Average over last 7 days		Total Since 22 Jan			Change from 14d Ago in 14 day avg of daily new	
	New Confirmed	New Deaths	Total Confirmed	Total Recovered	Total Deaths	Confirmed	Deaths
Belgium	179	4	58,653	N/A**	1,766	20%	-31%
Slovenia	667	13	71,875	59,042	1,542	20%	-20%
Bos. and Herz.	107	7	35,992	26,367	1,367	-15%	-16%
Italy	239	8	39,531	29,117	1,365	11%	6%
Czechia	752	16	83,281	68,395	1,349	22%	43%
UK	664	17	50,723	N/A**	1,326	12%	85%
North Macedo..	164	5	42,715	35,412	1,303	-15%	-30%
Bulgaria	67	7	30,566	23,639	1,233	-28%	-32%
US	626	10	72,733	N/A**	1,205	15%	34%
Hungary	134	10	36,510	23,854	1,181	1%	-16%
Peru	110	2	32,166	29,866	1,176	87%	29%
Spain	686	5	49,972	3,216	1,150	171%	48%
Croatia	171	9	54,839	52,907	1,134	-33%	-39%
Panama	596	11	69,381	55,884	1,119	2%	5%
France	281	6	45,545	3,311	1,085	41%	16%
Sweden	481	13	51,834	N/A**	1,022	23%	117%
Switzerland	255	7	57,765	36,697	1,016	-21%	-23%
Argentina	242	4	39,991	35,286	1,014	56%	34%
Armenia	115	3	55,573	51,654	1,012	-28%	-36%
Brazil	255	5	40,044	35,569	989	55%	48%
Colombia	340	7	37,795	34,476	963	41%	37%
EU	310	7	40,300	19,402	957	26%	15%
Chile	208	3	35,245	32,999	918	63%	37%
Lithuania	396	12	61,710	38,312	907	-40%	-43%
Romania	162	4	36,135	32,512	898	4%	-23%

26 - 50	Average over last 7 days		Total Since 22 Jan			Change from 14d Ago in 14 day avg of daily new	
	New Confirmed	New Deaths	Total Confirmed	Total Recovered	Total Deaths	Confirmed	Deaths
Portugal	942	15	54,577	40,365	885	125%	82%
Poland	183	8	38,020	31,382	883	0%	15%
Moldova	122	4	37,956	35,531	810	-35%	-23%
Austria	201	6	43,851	41,178	791	2%	-17%
Netherlands	330	5	54,284	699	768	-29%	19%
Kosovo	145	2	30,267	26,701	764	39%	-20%
Georgia	291	6	62,147	58,818	742	-11%	-32%
Slovakia	401	14	41,099	31,338	646	2%	11%
Ireland	645	8	35,409	4,732	530	141%	228%
Latvia	455	9	29,641	22,493	521	9%	17%
Ukraine	154	4	27,482	20,636	500	-20%	-12%
Costa Rica	167	3	36,516	27,923	483	8%	19%
Israel	944	6	64,496	54,683	467	57%	79%
Serbia	202	3	42,817	N/A**	432	-36%	-35%
Jordan	96	2	30,926	29,436	407	-30%	-26%
West Bank an..	137	4	33,389	30,657	378	-44%	-26%
Denmark	177	5	32,902	29,468	312	-42%	24%
Lebanon	703	7	37,500	22,652	287	94%	105%
Turkey	96	2	28,373	26,924	286	-35%	-26%
Estonia	381	5	28,152	20,104	251	5%	17%
Kuwait	114	0	37,055	35,474	222	86%	-38%
Bahrain	173	0	57,558	55,623	212	26%	300%
Qatar	71	0	51,198	49,987	86	15%	50%
UAE	343	1	25,958	23,089	76	109%	60%
Total World	86	2	12,335	6,795	263	18%	24%

*Change from 14d ago:
Compares 14d-avgs. of Daily New Cases/Deaths
today with 14d-avgs. from 14d ago

In the past 7 days, confirmed cases in **United Arab Emirates**
increased 10% (+2,401 cases per 1M)

Top 50 countries selected by Cases / 1M
Sorted by Total Deaths / 1M
Excluded countries with population < 1M

N/A** due to inconsistent reporting of Recovered Cases



Top 50 Countries: Raw Volume

Updated 19 Jan 2021, 3:30 GMT

4

1 - 25

	Average over last 7 days		Total Since 22 Jan			Change from 14d Ago [*] in 14 day avg of daily new	
	New Confirmed	New Deaths	Total Confirmed	Total Recovered	Total Deaths	Confirmed	Deaths
EU	137,843	3,325	17,943,465	8,638,945	426,288	26%	15%
US	207,327	3,234	24,074,658	N/A**	398,981	15%	34%
Brazil	54,308	960	8,511,770	7,560,460	210,299	55%	48%
India	14,663	176	10,581,823	10,228,753	152,556	-20%	-28%
Mexico	15,410	983	1,649,502	1,237,321	141,248	50%	47%
UK	45,101	1,134	3,443,350	N/A**	90,031	12%	85%
Italy	14,440	479	2,390,102	1,760,489	82,554	11%	6%
France	18,316	376	2,972,889	216,129	70,826	41%	16%
Russia	23,308	524	3,552,888	2,947,479	65,059	-13%	-8%
Iran	6,229	89	1,336,217	1,125,499	56,886	2%	-33%
Spain	32,096	213	2,336,451	150,376	53,769	171%	48%
Colombia	17,318	365	1,923,132	1,754,222	49,004	41%	37%
Germany	16,895	781	2,059,382	1,713,196	47,263	0%	33%
Argentina	10,930	168	1,807,428	1,594,768	45,832	56%	34%
Peru	3,626	70	1,060,567	984,726	38,770	87%	29%
South Africa	14,328	553	1,346,936	1,117,452	37,449	28%	46%
Poland	6,933	306	1,438,914	1,187,719	33,407	0%	15%
Indonesia	11,471	277	917,015	745,935	26,282	44%	19%
Turkey	8,070	169	2,392,963	2,270,769	24,161	-35%	-26%
Ukraine	6,721	161	1,201,894	902,481	21,847	-20%	-12%
Belgium	2,078	50	679,771	N/A**	20,472	20%	-31%
Canada	6,667	148	719,601	629,547	18,130	7%	16%
Chile	3,980	55	673,750	630,818	17,547	63%	37%
Romania	3,126	78	695,153	625,449	17,271	4%	-23%
Czechia	8,057	168	891,852	732,446	14,449	22%	43%

26 - 50

	Average over last 7 days		Total Since 22 Jan			Change from 14d Ago [*] in 14 day avg of daily new	
	New Confirmed	New Deaths	Total Confirmed	Total Recovered	Total Deaths	Confirmed	Deaths
Ecuador	1,448	20	231,644	199,332	14,322	89%	111%
Netherlands	5,654	92	930,147	11,983	13,157	-29%	19%
Iraq	756	7	609,029	571,198	12,953	-18%	-19%
Hungary	1,292	98	352,703	230,441	11,409	1%	-16%
Pakistan	2,330	48	523,011	476,471	11,055	9%	-31%
Sweden	4,859	127	523,486	N/A**	10,323	23%	117%
Philippines	1,857	70	502,736	465,988	9,909	39%	111%
Portugal	9,601	158	556,503	411,589	9,028	125%	82%
Switzerland	2,204	61	499,931	317,600	8,792	-21%	-23%
Morocco	1,022	30	460,144	435,686	7,977	-37%	-18%
Bangladesh	718	17	528,329	473,173	7,922	-23%	-20%
Austria	1,812	54	394,939	370,865	7,122	2%	-17%
Saudi Arabia	164	5	365,099	356,848	6,329	-2%	-42%
Panama	2,573	47	299,361	241,128	4,828	2%	5%
Japan	5,980	67	335,605	252,631	4,366	83%	40%
Jordan	982	16	315,544	300,340	4,153	-30%	-26%
Israel	8,168	49	558,249	473,310	4,044	57%	79%
Serbia	1,761	23	374,111	N/A**	3,771	-36%	-35%
Azerbaijan	366	14	227,391	215,771	3,022	-60%	-49%
Georgia	1,162	23	247,915	234,636	2,958	-11%	-32%
Nepal	339	5	267,644	261,818	1,965	-31%	-11%
Lebanon	4,795	47	255,956	154,608	1,959	94%	105%
Belarus	1,910	9	227,360	210,779	1,591	-3%	2%
UAE	3,393	6	256,732	228,364	751	109%	60%
Total World	664,938	13,579	95,555,533	52,634,885	2,040,085	18%	24%

^{*}Change from 14d ago:
Compares 14d-avgs. of Daily New Cases/Deaths
today with 14d-avgs. from 14d ago

In the past 14 days, confirmed cases in **Japan** increased 37% (+90,312 cases)

Top 50 countries selected by Total Cases
Sorted by Raw Total Deaths
Excluded countries with population < 1M

N/A** due to inconsistent reporting of Recovered Cases



United States: Per 1M



1 - 25

	Average over last 7 days		Total Since 22 Jan			Change from 14d Ago* in 14 day avg of daily new	
	New Confirmed	New Deaths	Total Confirmed	Total Recovered	Total Deaths	Confirmed	Deaths
New Jersey	658	10	71,049	7,086	2,303	26%	23%
New York	780	10	64,563	5,989	2,116	31%	27%
Massachusetts	754	10	68,689	47,037	1,988	24%	13%
Rhode Island	517	8	98,591	5,880	1,893	-6%	-19%
South Dakota	349	13	119,435	112,336	1,884	-10%	17%
Connecticut	672	10	64,546	2,749	1,871	30%	2%
Mississippi	654	16	85,322	69,811	1,856	7%	35%
North Dakota	207	9	125,887	122,264	1,845	-14%	1%
Louisiana	667	10	79,580	64,235	1,775	37%	40%
Illinois	436	9	84,614	N/A	1,588	9%	-9%
Arizona	1,016	22	93,324	12,703	1,548	18%	102%
Pennsylvania	489	17	60,504	46,424	1,510	4%	22%
Michigan	250	7	58,590	44,299	1,471	-2%	5%
Arkansas	754	12	90,219	81,217	1,439	18%	8%
New Mexico	489	13	78,339	41,731	1,411	3%	-3%
Indiana	538	7	88,041	56,338	1,387	3%	-23%
Iowa	376	8	97,013	84,452	1,370	12%	-18%
Alabama	584	23	86,480	45,269	1,248	1%	154%
Tennessee	635	12	100,708	90,014	1,234	-9%	22%
Nevada	582	13	85,318	N/A	1,229	10%	37%
DC	413	7	48,223	33,374	1,214	30%	9%
S. Carolina	938	12	76,031	34,208	1,214	33%	46%
Kansas	594	13	89,872	1,790	1,205	5%	40%
Georgia	760	12	77,321	N/A	1,164	19%	143%
Florida	603	8	73,531	N/A	1,130	23%	55%

26 - 51

	Average over last 7 days		Total Since 22 Jan			Change from 14d Ago* in 14 day avg of daily new	
	New Confirmed	New Deaths	Total Confirmed	Total Recovered	Total Deaths	Confirmed	Deaths
Texas	729	10	73,741	58,535	1,128	38%	71%
Maryland	438	7	54,289	1,564	1,091	16%	2%
Minnesota	248	6	79,322	76,126	1,065	-3%	-12%
Missouri	331	8	73,434	N/A	1,054	1%	13%
Delaware	746	4	72,821	19,359	1,043	14%	20%
Montana	391	5	83,812	78,152	1,023	29%	26%
Wisconsin	427	9	97,783	84,494	1,018	24%	27%
West Virginia	600	15	61,272	45,336	995	-3%	45%
Nebraska	407	5	94,177	65,397	952	1%	-6%
Colorado	331	4	65,322	3,464	935	1%	-22%
Wyoming	571	8	85,887	81,049	902	42%	-3%
Idaho	425	5	87,044	39,939	899	-1%	-6%
Ohio	564	7	71,098	58,522	880	6%	11%
California	931	12	76,322	N/A	854	4%	69%
N. Carolina	620	7	64,324	49,721	771	21%	63%
Oklahoma	779	8	90,174	79,413	757	15%	32%
Kentucky	734	8	73,566	9,124	709	42%	24%
New Hampshire	479	7	41,821	37,131	686	-4%	22%
Virginia	722	6	52,317	4,156	672	39%	27%
Washington	249	4	38,075	N/A	513	12%	12%
Utah	777	5	101,348	83,205	468	20%	35%
Oregon	245	6	31,735	1,392	427	5%	87%
Maine	453	8	25,201	8,956	382	18%	125%
Alaska	332	1	71,210	9,794	313	-14%	-68%
Vermont	261	2	16,378	10,938	261	75%	-42%
Hawaii	97	1	17,452	8,446	227	40%	357%

*Change from 14d ago:
Compares 14d-avgs. of Daily New Cases/Deaths
today with 14d-avgs. from 14d ago

Four states have now surpassed over 100k confirmed cases per 1M
(North Dakota, South Dakota, Tennessee, Utah)

Sorted by Total Deaths / 1M

N/As due to states revising and updating case counts



United States: Raw Volume



1 - 25

	Average over last 7 days		Total Since 22 Jan			Change from 14d Ago* in 14 day avg of daily new	
	New Confirmed	New Deaths	Total Confirmed	Total Recovered	Total Deaths	Confirmed	Deaths
New York	15,171	191	1,255,971	116,502	41,173	31%	27%
California	36,803	463	3,015,644	N/A	33,724	4%	69%
Texas	21,141	304	2,138,190	1,697,272	32,711	38%	71%
Florida	12,956	172	1,579,281	N/A	24,274	23%	55%
New Jersey	5,845	86	631,074	62,937	20,458	26%	23%
Illinois	5,527	108	1,072,214	N/A	20,118	9%	-9%
Pennsylvania	6,256	218	774,566	594,320	19,330	4%	22%
Michigan	2,492	71	585,128	442,408	14,686	-2%	5%
Massachusetts	5,200	71	473,441	324,203	13,705	24%	13%
Georgia	8,065	126	820,952	N/A	12,360	19%	143%
Arizona	7,392	160	679,282	92,463	11,265	18%	102%
Ohio	6,587	83	831,066	684,072	10,281	6%	11%
Indiana	3,624	46	592,709	379,277	9,340	3%	-23%
Tennessee	4,336	81	687,751	614,720	8,430	-9%	22%
Louisiana	3,102	48	369,951	298,614	8,253	37%	40%
N. Carolina	6,502	72	674,637	521,475	8,083	21%	63%
Connecticut	2,395	36	230,125	9,800	6,670	30%	2%
Maryland	2,647	42	328,214	9,455	6,596	16%	2%
Missouri	2,033	48	450,694	N/A	6,470	1%	13%
S. Carolina	4,830	60	391,464	176,129	6,248	33%	46%
Alabama	2,861	111	424,028	221,961	6,121	1%	154%
Minnesota	1,400	33	447,349	429,325	6,007	-3%	-12%
Wisconsin	2,485	50	569,335	491,962	5,926	24%	27%
Virginia	6,166	49	446,550	35,476	5,739	39%	27%
Mississippi	1,946	48	253,932	207,769	5,524	7%	35%

26 - 51

	Average over last 7 days		Total Since 22 Jan			Change from 14d Ago* in 14 day avg of daily new	
	New Confirmed	New Deaths	Total Confirmed	Total Recovered	Total Deaths	Confirmed	Deaths
Colorado	1,907	25	376,171	19,948	5,386	1%	-22%
Arkansas	2,274	37	272,263	245,096	4,343	18%	8%
Iowa	1,187	26	306,083	266,453	4,324	12%	-18%
Washington	1,893	29	289,939	N/A	3,903	12%	12%
Nevada	1,792	41	262,794	N/A	3,784	10%	37%
Kansas	1,730	38	261,825	5,215	3,511	5%	40%
Kentucky	3,280	35	328,667	40,761	3,167	42%	24%
Oklahoma	3,081	31	356,816	314,236	2,994	15%	32%
New Mexico	1,025	28	164,263	87,502	2,958	3%	-3%
Rhode Island	548	8	104,443	6,229	2,005	-6%	-19%
Nebraska	787	10	182,176	126,504	1,842	1%	-6%
Oregon	1,035	27	133,851	5,870	1,803	5%	87%
West Virginia	1,075	27	109,809	81,248	1,784	-3%	45%
South Dakota	309	12	105,659	99,379	1,667	-10%	17%
Idaho	759	9	155,554	71,374	1,607	-1%	-6%
Utah	2,491	15	324,919	266,752	1,500	20%	35%
North Dakota	158	7	95,934	93,173	1,406	-14%	1%
Montana	418	5	89,576	83,527	1,093	29%	26%
Delaware	726	4	70,910	18,851	1,016	14%	20%
New Hampshire	651	9	56,864	50,487	933	-4%	22%
DC	291	5	34,033	23,554	857	30%	9%
Wyoming	330	5	49,708	46,908	522	42%	-3%
Maine	609	11	33,876	12,039	514	18%	125%
Hawaii	137	2	24,710	11,958	321	40%	357%
Alaska	243	1	52,093	7,165	229	-14%	-68%
Vermont	163	1	10,220	6,825	163	75%	-42%

*Change from 14d ago:
Compares 14d-avgs. of Daily New Cases/Deaths
today with 14d-avgs. from 14d ago

Vermont, Hawaii, and Maine have the fewest confirmed cases in the US
(Each <35,000 total)

Sorted by Raw Total Deaths

N/As due to states revising and updating case counts



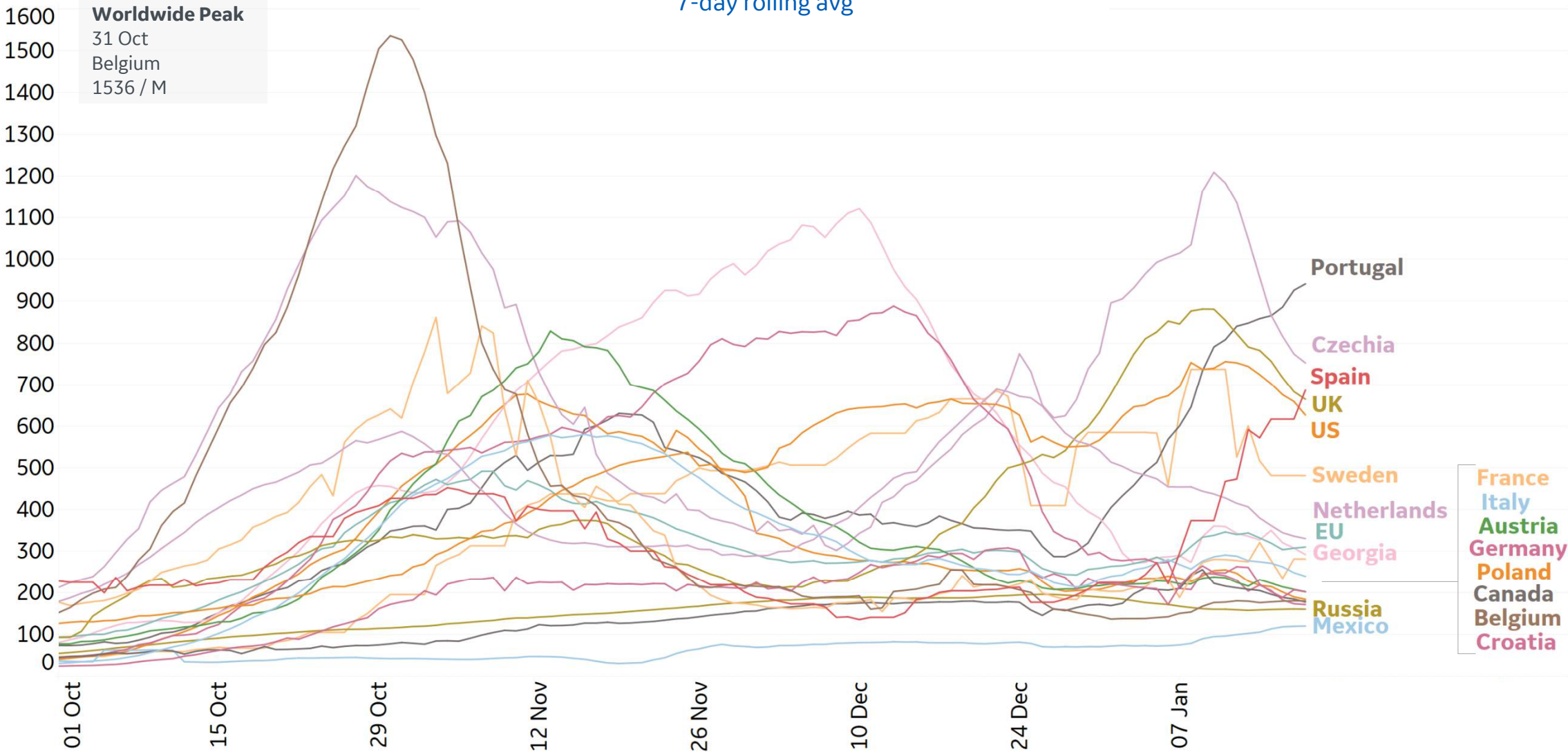
New Confirmed Cases in Select Countries

Updated 19 Jan 2021, 3:30 GMT

7

Daily New Confirmed Cases / 1M

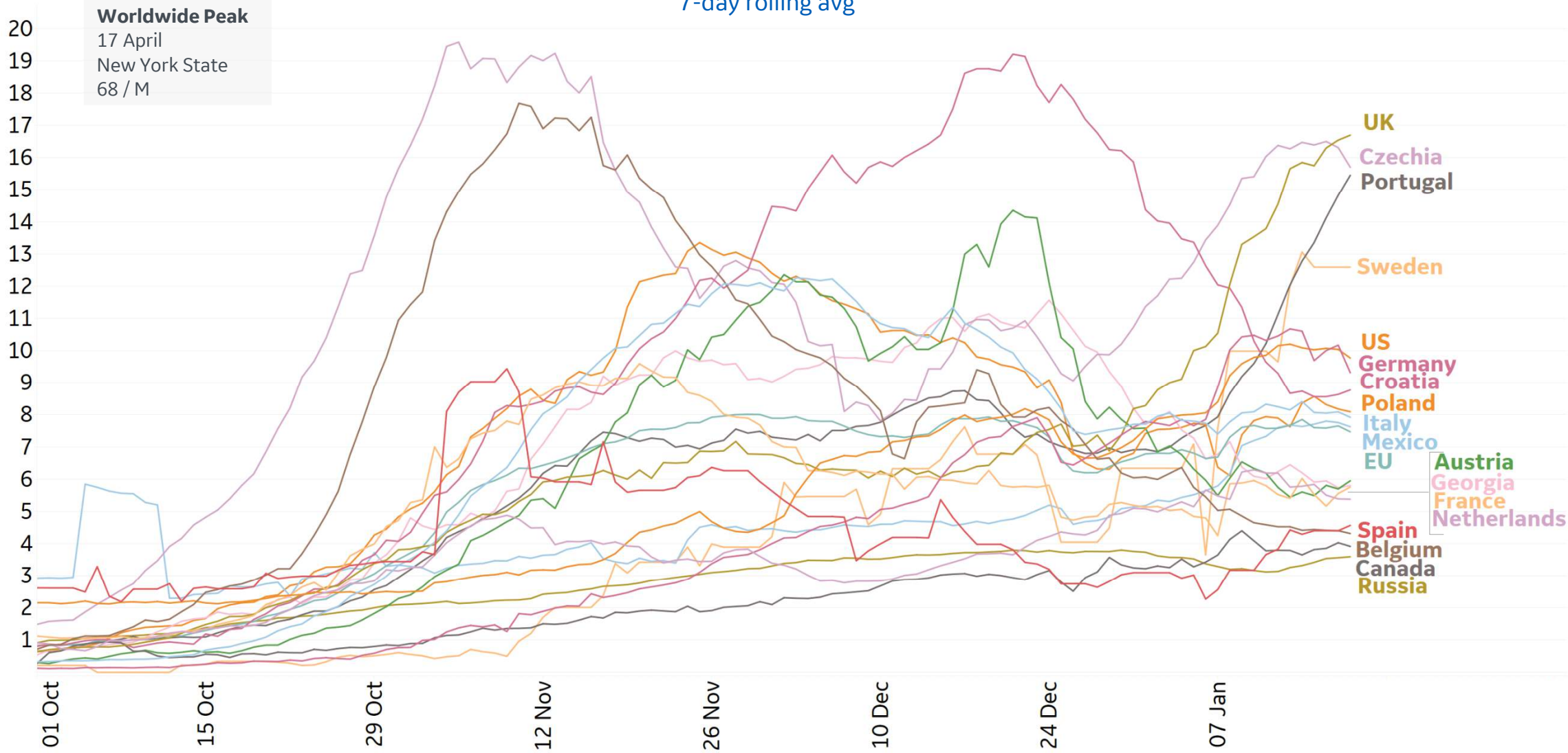
7-day rolling avg





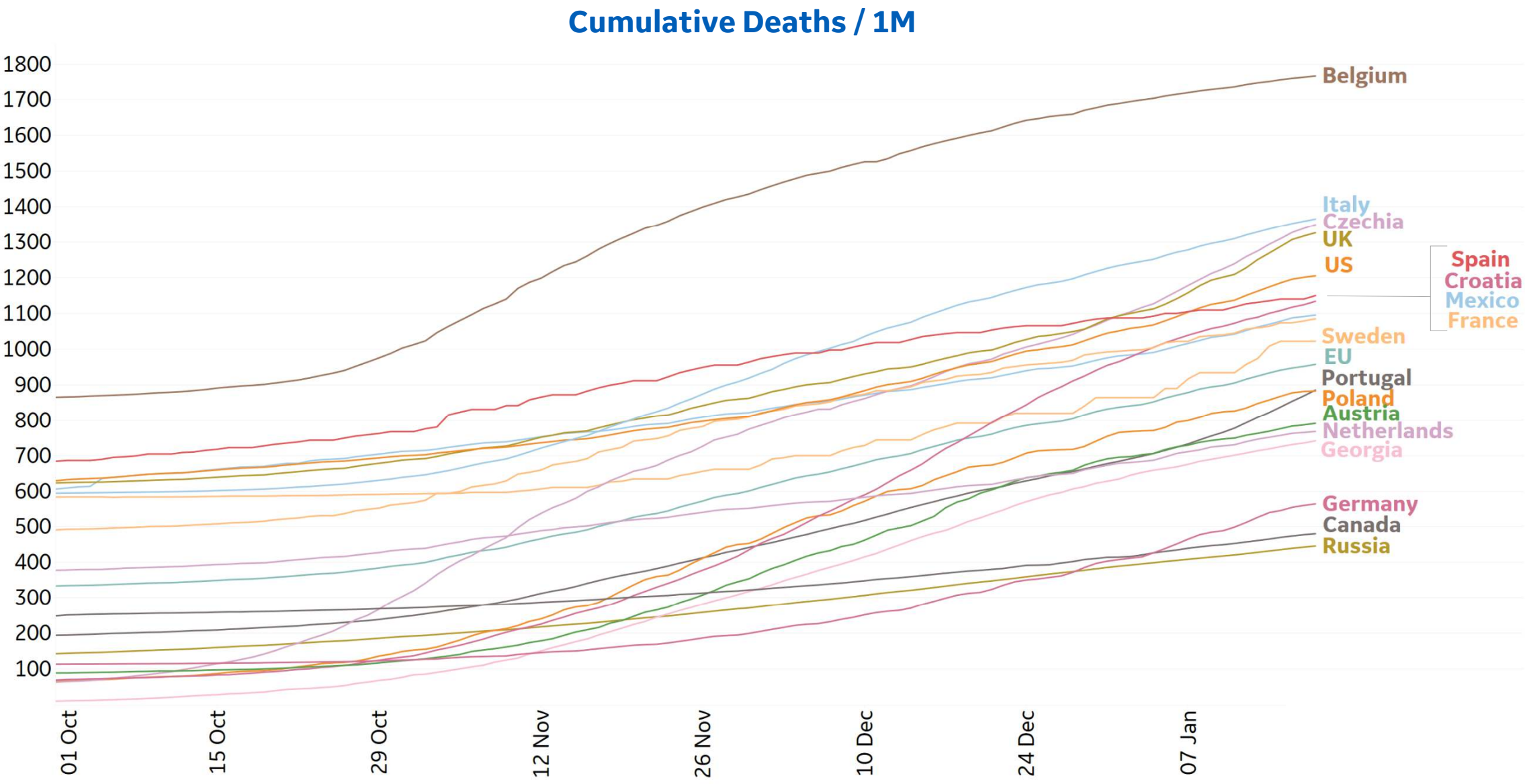
New Deaths in Select Countries

Daily New Deaths / 1M
7-day rolling avg





Cumulative Deaths in Select Countries







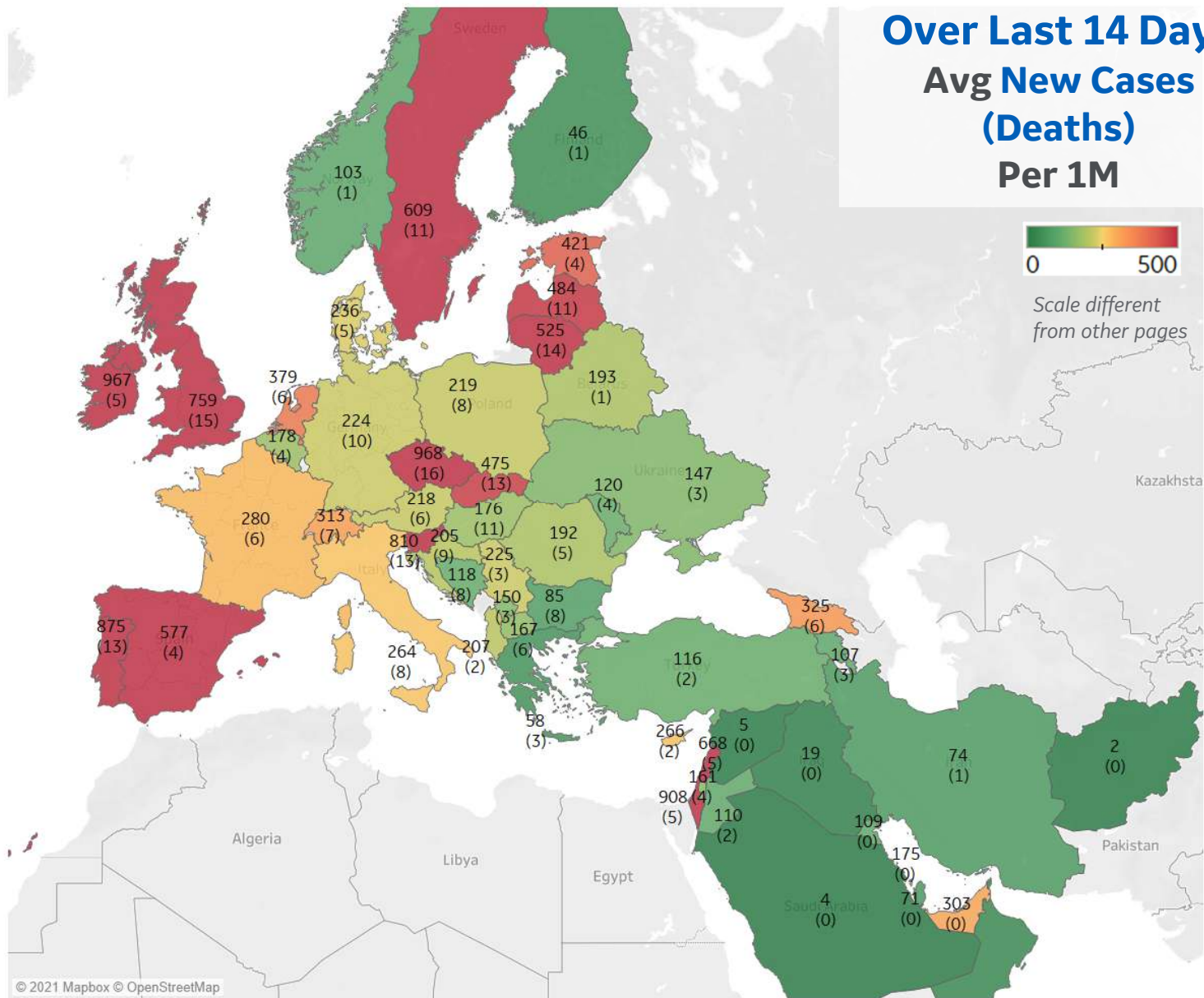
Per 1M in Region

	Today	Change
Active Cases	14,239	+0.8%
Confirmed	224 new	+0.7%
Deaths	4 new	+0.6%
Recovered	104 new	+0.6%

Most Daily New Cases / 1M

Czechia	968
Ireland	967
Israel	908
Portugal	875
Slovenia	810
UK	759
Lebanon	668
Sweden	609
Spain	577
Lithuania	525

* Excludes regions with population < 1M



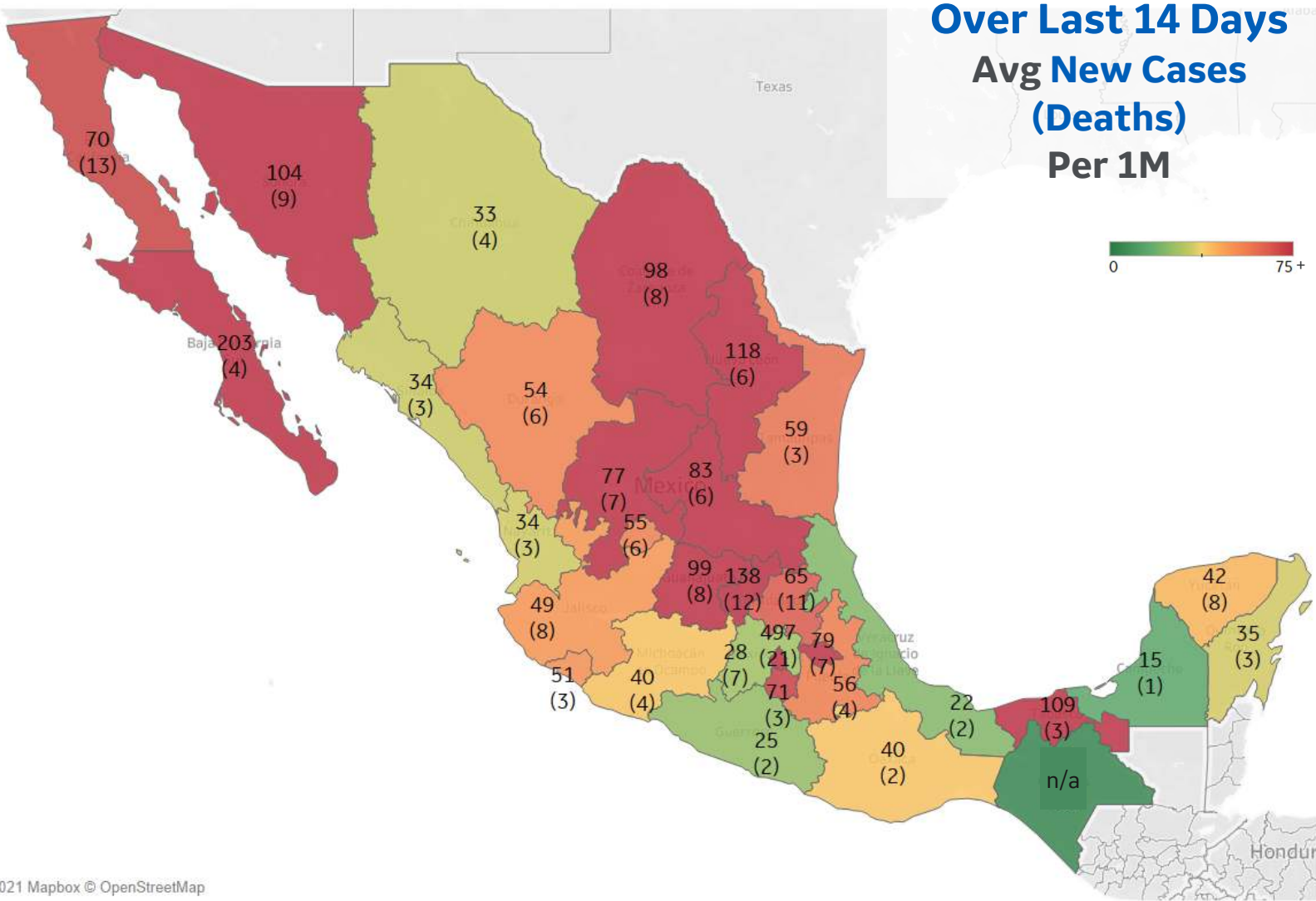


Per 1M in Region

	Today	Change
Active Cases	2,101	-2.4%
Confirmed	63 new	+0.5%
Deaths	4 new	+0.4%
Recovered	111 new	+1.2%

Most Daily New Cases / 1M

Distrito Federal	497
Baja California Sur	203
Querétaro	138
Nuevo León	118
Tabasco	109
Sonora	104
Guanajuato	99
Coahuila	98
Nacional	86
San Luis Potosí	83

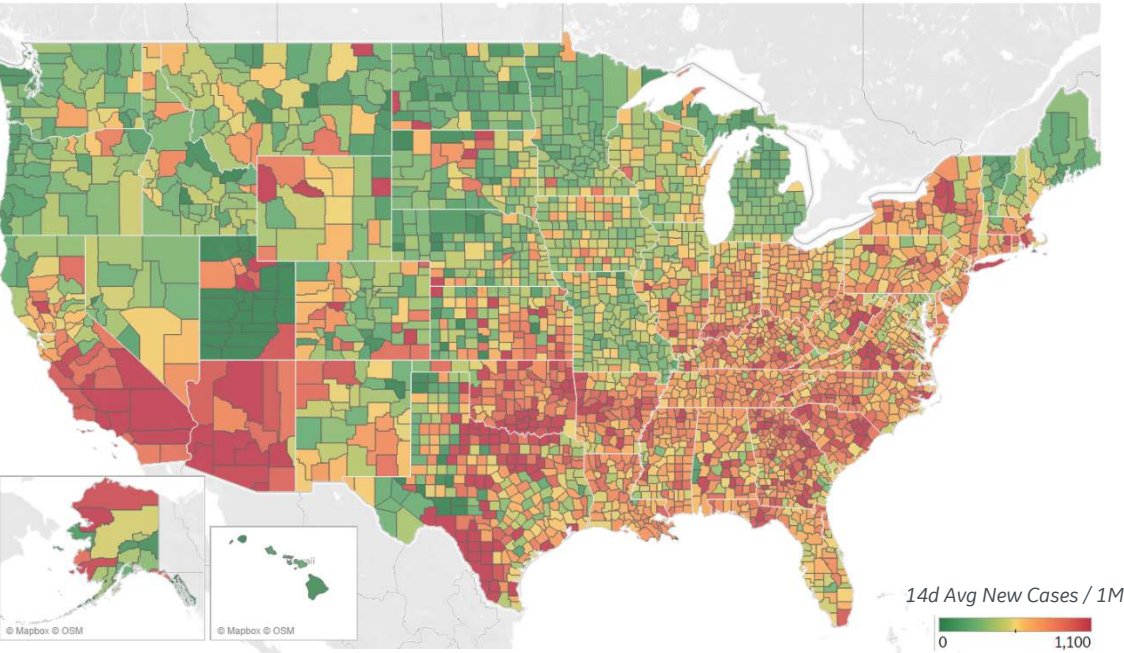




US Counties: Recent Cases and Deaths

Updated 19 Jan 2021, 3:30 GMT 13

Average New Cases per 1M Over Last 14 Days

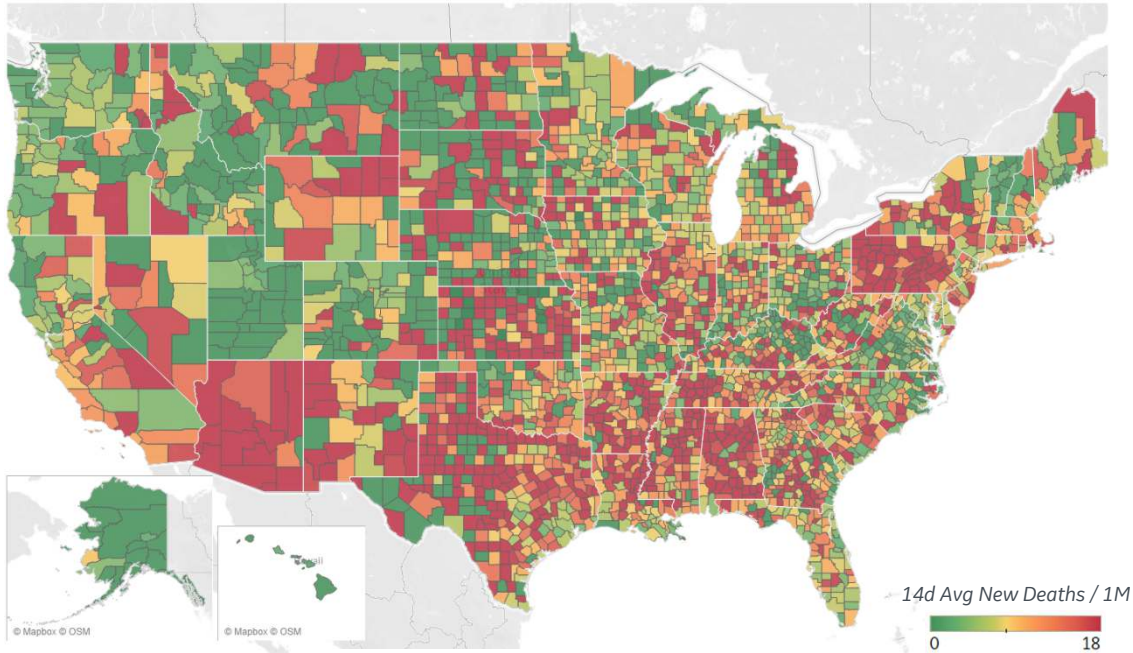


Top 10 by New Confirmed

Avg New Confirmed Cases / 1M

Webb County, TX	1,939
San Bernardino County, CA	1,501
Ventura County, CA	1,478
Los Angeles County, CA	1,399
Riverside County, CA	1,271
Greenville County, SC	1,223
Suffolk County, NY	1,201
Maricopa County, AZ	1,200
Pinal County, AZ	1,163
Tarrant County, TX	1,143

Average New Deaths per 1M Over Last 14 Days



Top 10 by New Deaths

Avg New Deaths/ 1M

Pima County, AZ	23
Los Angeles County, CA	22
Jefferson County, AL	22
Westmoreland County, PA	20
Berks County, PA	20
Spartanburg County, SC	20
El Paso County, TX	19
Maricopa County, AZ	19
Lehigh County, PA	19
Cumberland County, PA	19

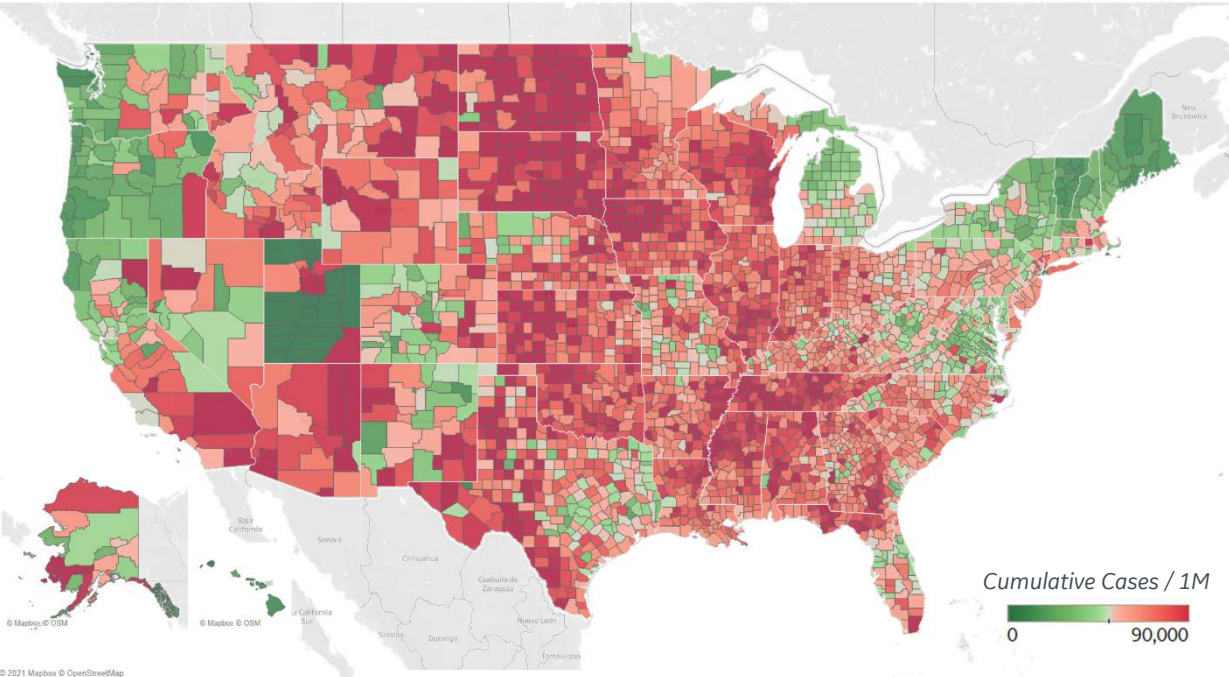
Note: Lists includes counties
≥ 250K population



US Counties: Cumulative Cases and Deaths

Updated 19 Jan 2021, 3:30 GMT 14

Confirmed **Cases** per 1M to date

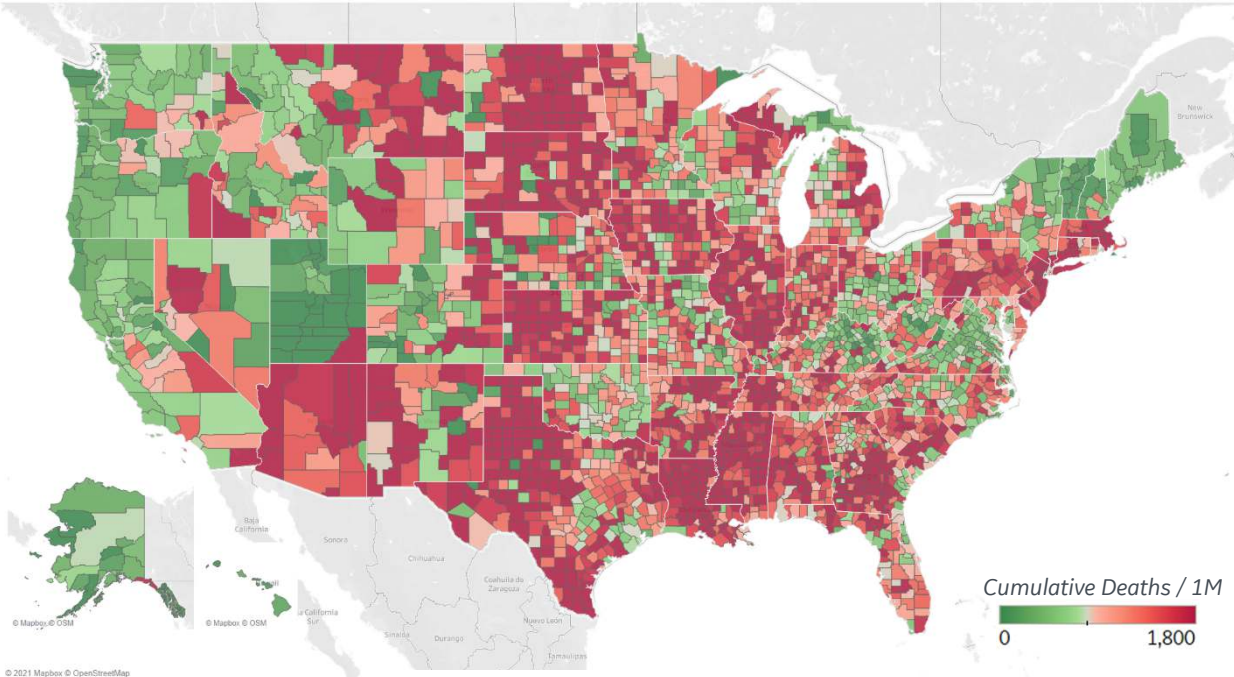


Top 10 Counties

Total Confirmed Cases / 1M

Lubbock County, TX	146,473
El Paso County, TX	127,724
Miami-Dade County, FL	127,382
Utah County, UT	124,753
Webb County, TX	124,702
San Bernardino County, CA	116,552
Brown County, WI	114,129
Salt Lake County, UT	105,897
Providence County, RI	105,686
Milwaukee County, WI	105,299

Reported **Deaths** per 1M to date



Top 10 Counties

Total Reported Deaths / 1M

New York City*	4,818
Essex County, NJ	3,103
Passaic County, NJ	3,077
Union County, NJ	2,905
Cameron County, TX	2,888
Hudson County, NJ	2,661
Hidalgo County, TX	2,640
Bergen County, NJ	2,585
Ocean County, NJ	2,536
Rockland County, NY	2,474

Note: Lists includes counties $\geq 250K$ population

* New York City counties aggregated into one reporting area



Per 1M in Region

	Today	Change
Active Cases	1,906	-1.9%
Confirmed	170 new	+0.9%
Deaths	3 new	+0.6%
Recovered	204 new	+1.2%

Most Daily New Cases / 1M

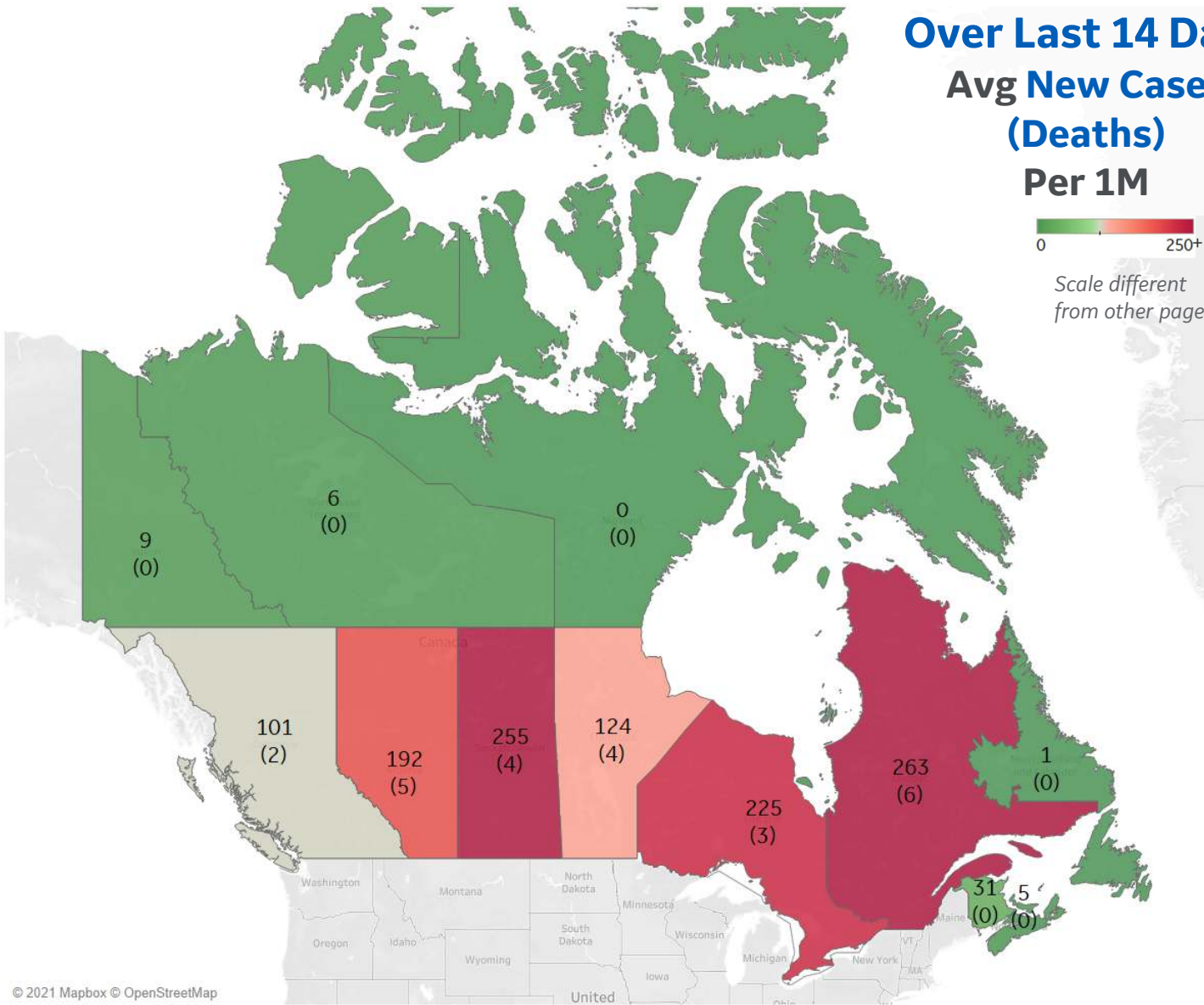
Quebec	263
Ontario	255
Saskatchewan	225
Alberta	192
Manitoba	124
British Columbia	101

* Excludes regions with population < 1M

Over Last 14 Days Avg New Cases (Deaths) Per 1M



Scale different
from other pages





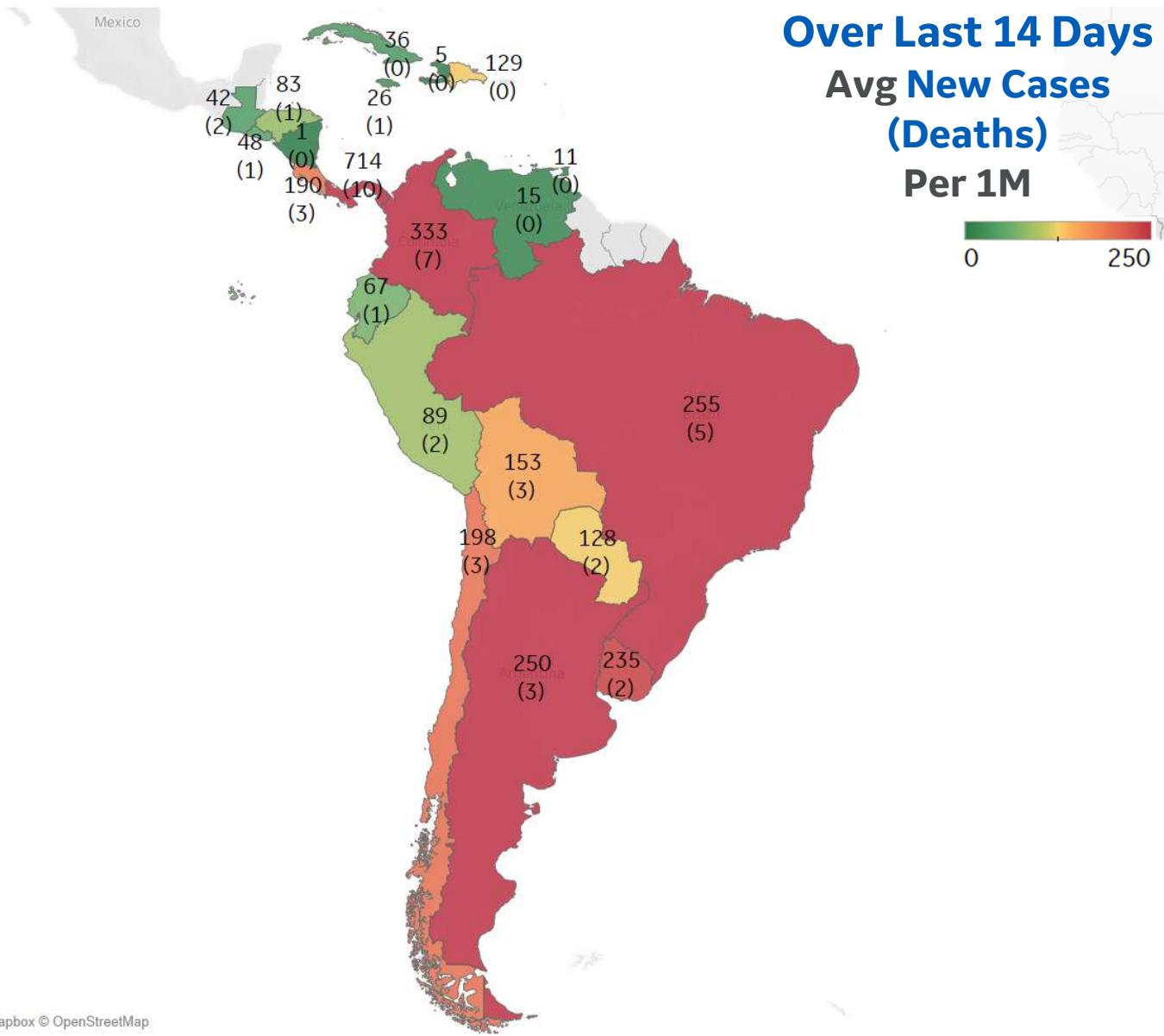
Per 1M in Region

	Today	Change
Active Cases	2,731	-3.2%
Confirmed	118 new	+0.4%
Deaths	3 new	+0.4%
Recovered	205 new	+0.8%

Most Daily New Cases / 1M

Panama	714
Colombia	333
Brazil	255
Argentina	250
Uruguay	235
Chile	198
Costa Rica	190
Bolivia	153
Dom. Rep.	129
Paraguay	128

* Excludes regions with population < 1M





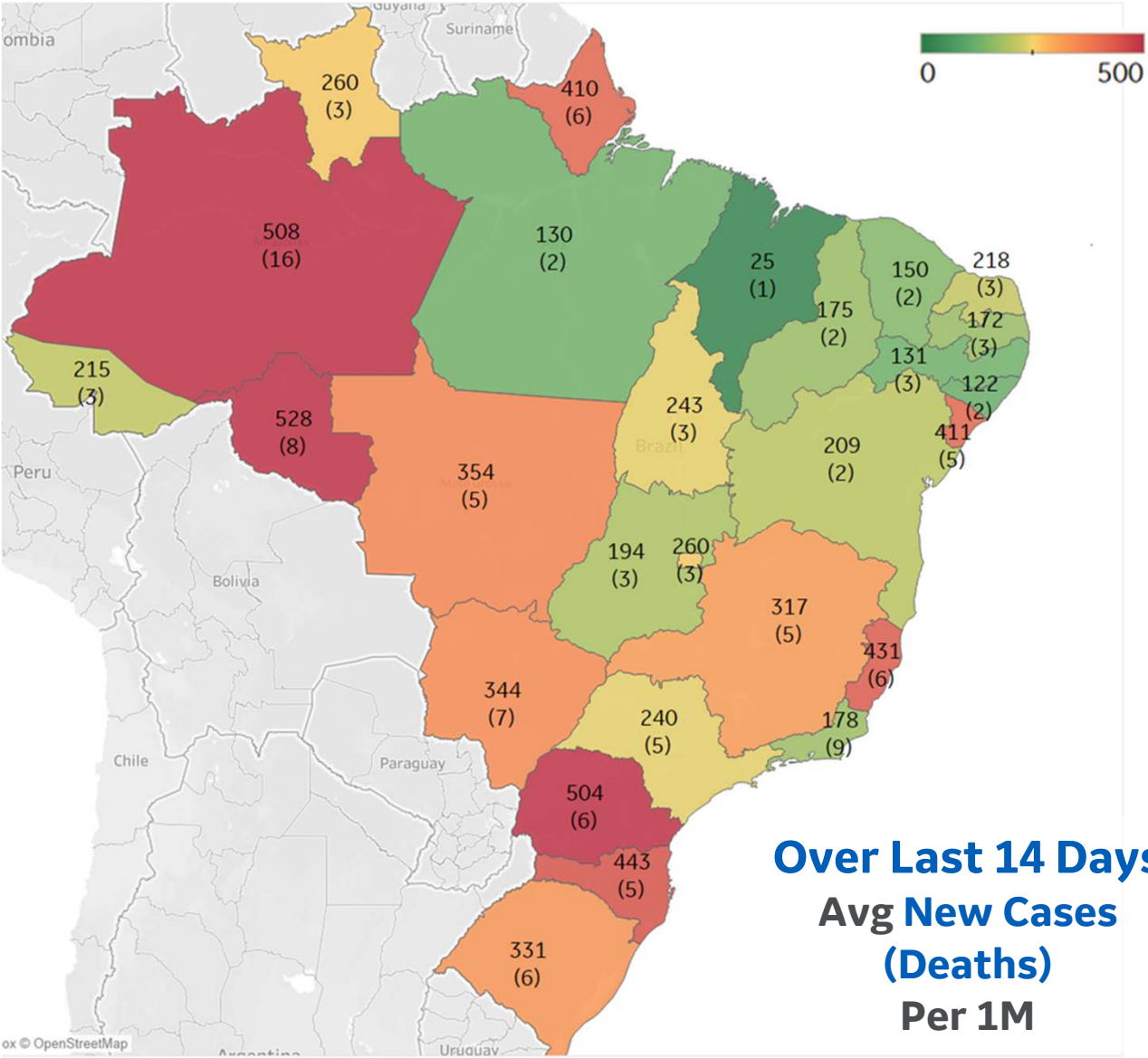
Per 1M in Region

	Today	Change
Active Cases	3,486	-3.7%
Confirmed	111 new	+0.3%
Deaths	2 new	+0.2%
Recovered	242 new	+0.7%

Most Daily New Cases / 1M

Rondônia	528
Amazonas	508
Paraná	504
Santa Catarina	443
Espírito Santo	431
Sergipe	411
MatoGrosso	354
MatoGrosso do ..	344
Rio Grande do ..	331
Minas Gerais	317

* Excludes regions with population < 1M





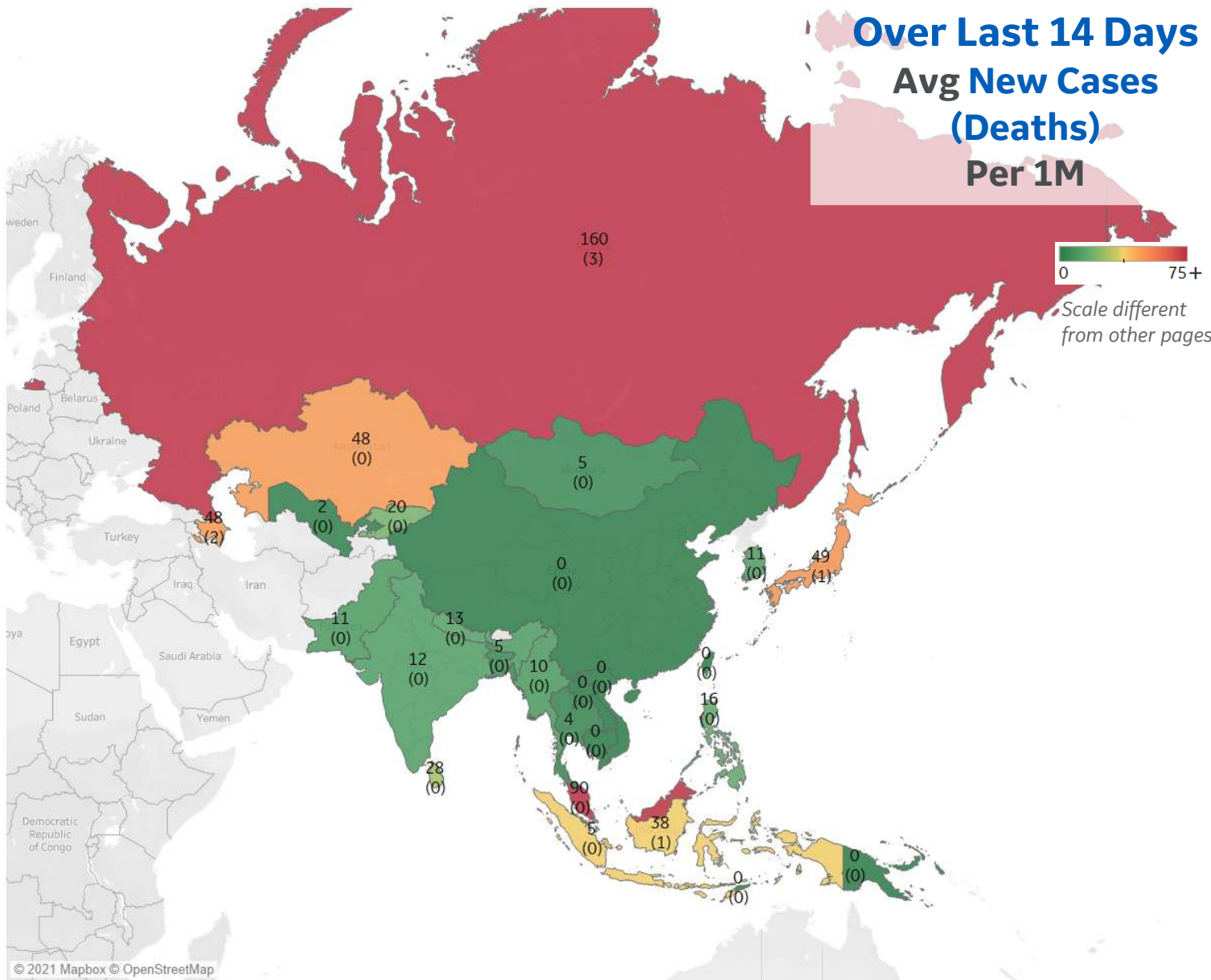
Per 1M in Region

	Today	Change
Active Cases	274	-0.1%
Confirmed	13 new	+0.3%
Deaths	0.3 new	+0.4%
Recovered	13 new	+0.3%

Most Daily New Cases / 1M

Russia	160
Malaysia	90
Japan	49
Kazakhstan	48
Azerbaijan	48
Indonesia	38
Sri Lanka	28
Kyrgyzstan	20
Philippines	16
Nepal	13

* Excludes regions with population < 1M



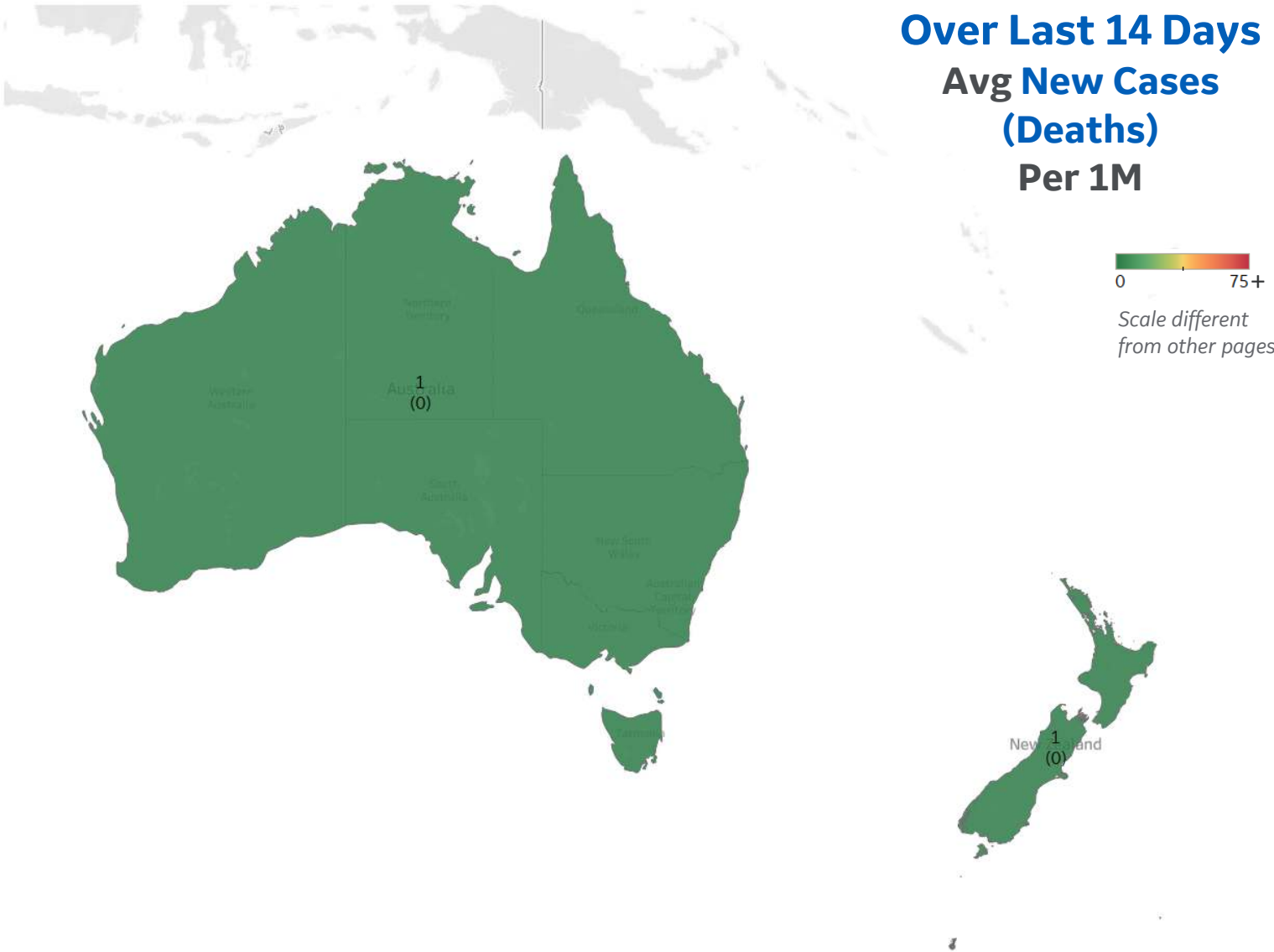


Per 1M in Region

	Today	Change
Active Cases	63	+0%
Confirmed	0 new	+0%
Deaths	0 new	+0%
Recovered	0 new	+0%

Most Daily New Cases / 1M

Australia	1
New Zealand	1





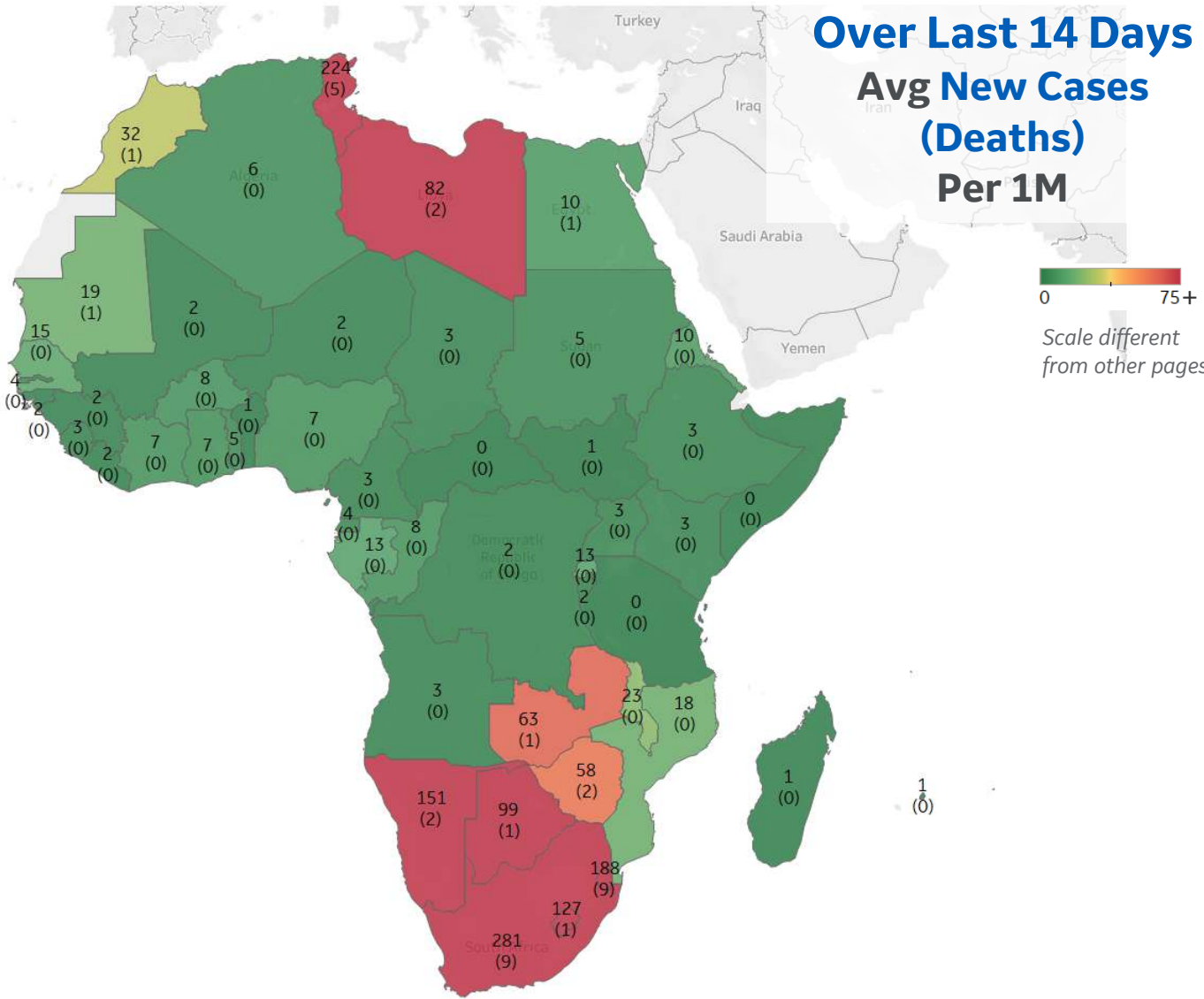
Per 1M in Region

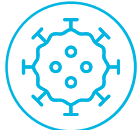
	Today	Change
Active Cases	373	-1.5%
Confirmed	17 new	+0.7%
Deaths	1.0 new	+0.9%
Recovered	21 new	+1.0%

Most Daily New Cases / 1M

South Africa	281
Tunisia	224
Eswatini	188
Namibia	151
Lesotho	127
Botswana	99
Libya	82
Zambia	63
Zimbabwe	58
Morocco	32

* Excludes regions with population < 1M





Sources



** Per 1M = Per 1 Million Population unless otherwise noted

Johns Hopkins Coronavirus Resource Center:

<https://coronavirus.jhu.edu/map.html>

Worldometer Coronavirus Reporting:

<https://www.worldometers.info/coronavirus/>

Public Health England:

<https://www.gov.uk/government/publications/covid-19-track-coronavirus-cases>

US Department of Homeland Security, Homeland Infrastructure Foundation-Level Data:

<https://hifld-geoplatform.opendata.arcgis.com/datasets/hospitals>

City of New York, NYC Health:

<https://www1.nyc.gov/site/doh/covid/covid-19-data.page>

Chicago Coronavirus Latest Data:

<https://www.chicago.gov/city/en/sites/covid-19/home/latest-data.html>

National Health Commission of the PRC:

<http://www.nhc.gov.cn/xcs/yqtb/202003/bf66696029ba420098164607240074f8.shtml>

Korean Centers for Disease Control and Prevention:

http://www.cdc.go.kr/cdc_eng/

CDC, Severe Outcomes Among Patients with Coronavirus Disease 2019 (COVID-19):

<https://www.cdc.gov/mmwr/volumes/69/wr/mm6912e2.htm>

Italian Department of Civil Protection, COVID Monitoring:

<http://opendatadpc.maps.arcgis.com/apps/opsdashboard/index.html#/b0c68bce2cce478eaac82fe38d4138b1>

The COVID Tracking Project:

<https://covidtracking.com/data/>

UK Office for National Statistics:

<https://www.ons.gov.uk/peoplepopulationandcommunity/birthsdeathsandmarriages/deaths/bulletins/deathsregisteredweeklyinenglandandwalesprovisional/weekending24april2020>

COVID-19 Information for Switzerland:

<https://www.corona-data.ch/>

The COVID Tracking Project:

<https://covidtracking.com/data/api>

European Centre for Disease Prevention and Control:

<https://www.ecdc.europa.eu/en/publications-data/download-data-hospital-and-icu-admission-rates-and-current-occupancy-covid-19>

Worldwide Survival Rate, last 30d calculation =

$$\frac{[(Total\ Confirmed - Total\ Confirmed\ 30d\ ago) - (Total\ Deaths - Total\ Deaths\ 30d\ ago)]}{(Total\ Confirmed - Total\ Confirmed\ 30d\ ago)}$$

Provincial Health Services Authority of Canada. BC Center for Disease Control:

<http://www.bccdc.ca/about/news-stories/stories/2020/information-on-novel-coronavirus>

Secretary of Health, Mexico:

<https://www.gob.mx/salud/en>

OECD Economic Outlooks, Statistics:

https://www.oecd-ilibrary.org/economics/data/oecd-economic-outlook-statistics-and-projections_eo-data-en

Public Health Authority of Sweden:

<https://www.folkhalsomyndigheten.se/smittskydd-beredskap/utbrott/aktuella-utbrott/covid-19/bekraftade-fall-i-sverige>

CDC:

<https://www.cdc.gov/covid-data-tracker/index.html#demographics>

CDC Provisional COVID19 Deaths Counts

<https://data.cdc.gov/NCHS/Provisional-COVID-19-Death-Counts-by-Sex-Age-and-S/9bhg-hcku>

Canada Regional Data:

<https://health-infobase.canada.ca/covid-19/epidemiological-summary-covid-19-cases.html#fn1>

Canada Regional Populations (Q4 2019):

<https://www150.statcan.gc.ca/t1/tbl1/en/tv.action?pid=1710000901>

CDC COVID Data Tracker:

<https://covid.cdc.gov/covid-data-tracker/#vaccinations>

Oxford Government Response Tracker:

<https://www.bsg.ox.ac.uk/research/research-projects/coronavirus-government-response-tracker>

Bloomberg COVID Vaccine Tracker:

<https://www.bloomberg.com/graphics/covid-vaccine-tracker-global-distribution/>