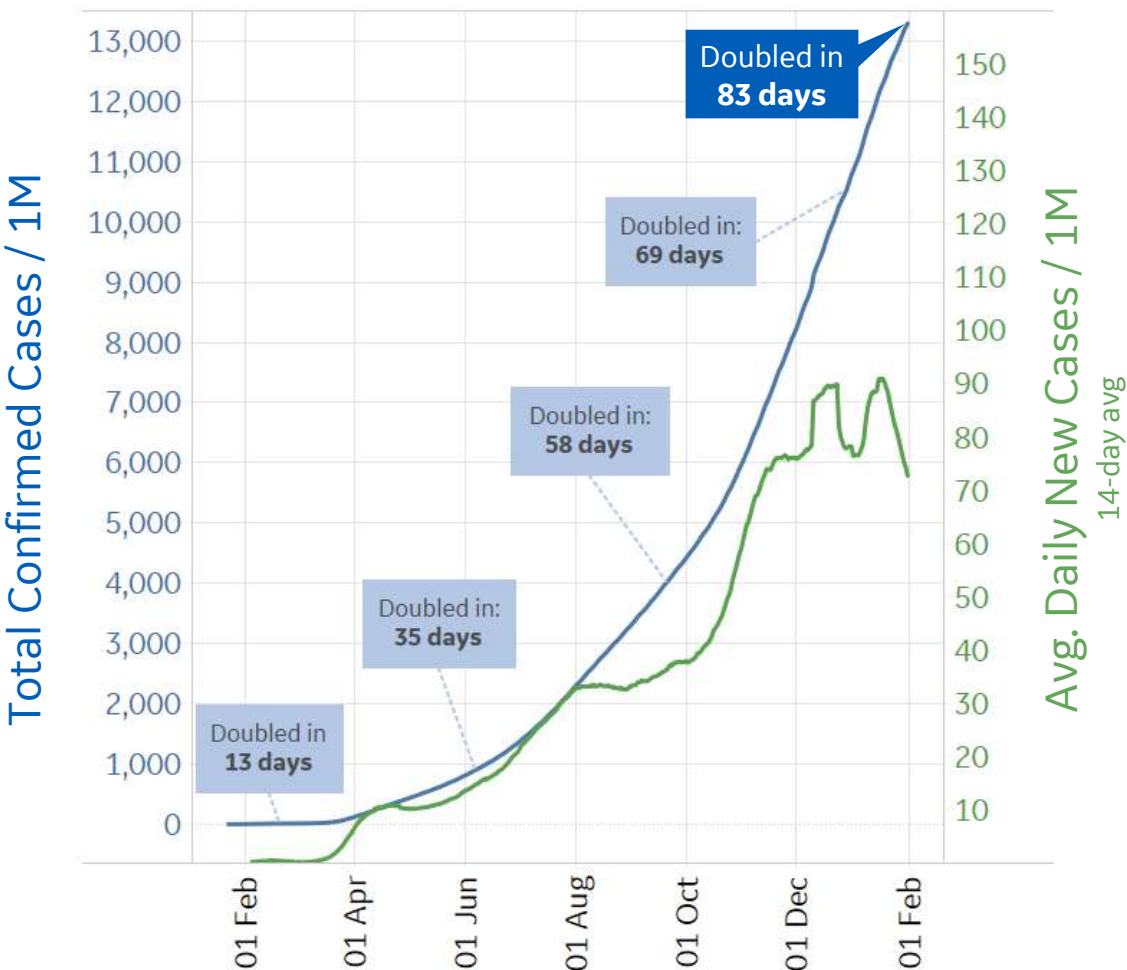




# Global Confirmed & Active Cases

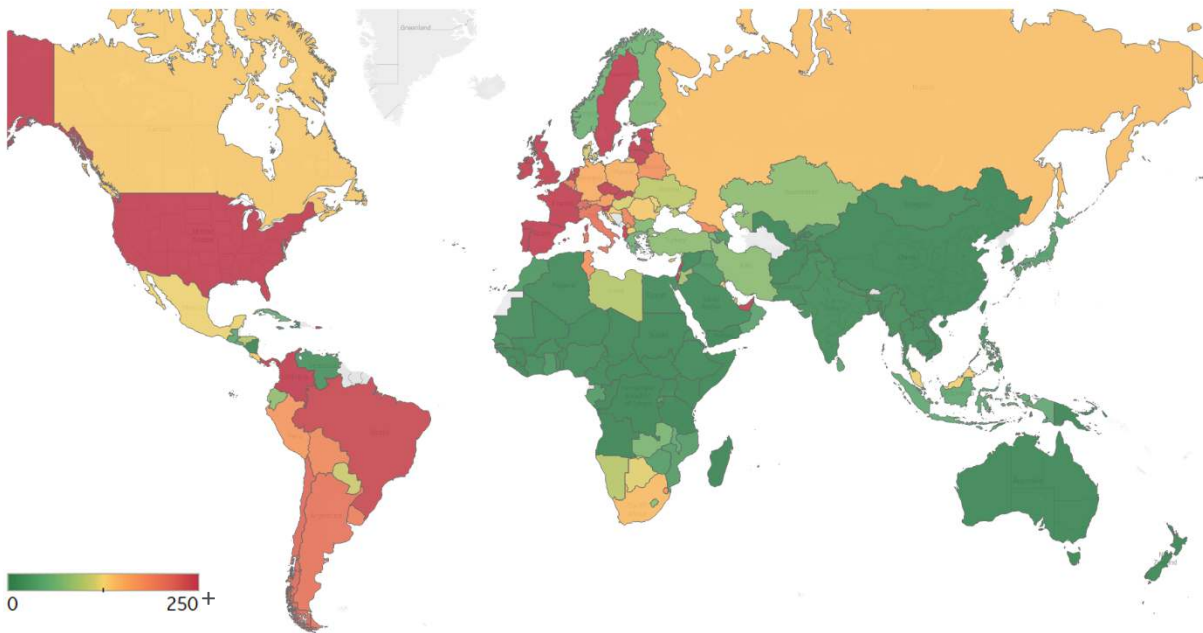
Updated 1 Feb 2021, 3:30 GMT 1

## Trend since 22 Jan 2020



## Avg. Daily New Cases / 1M

Over the last 14 days



Per 1M:	New Today	Change from 30 days ago
Active	12	+25%
Confirmed	49	+23%
Deaths	1	+22%
Recovered	37	+21%
	To Date	Last 30 Days
Worldwide Survival Rate	97.8%	97.9%



# New Confirmed Cases & New Deaths

Key

World

North America

Europe

Middle East

Cent & South America

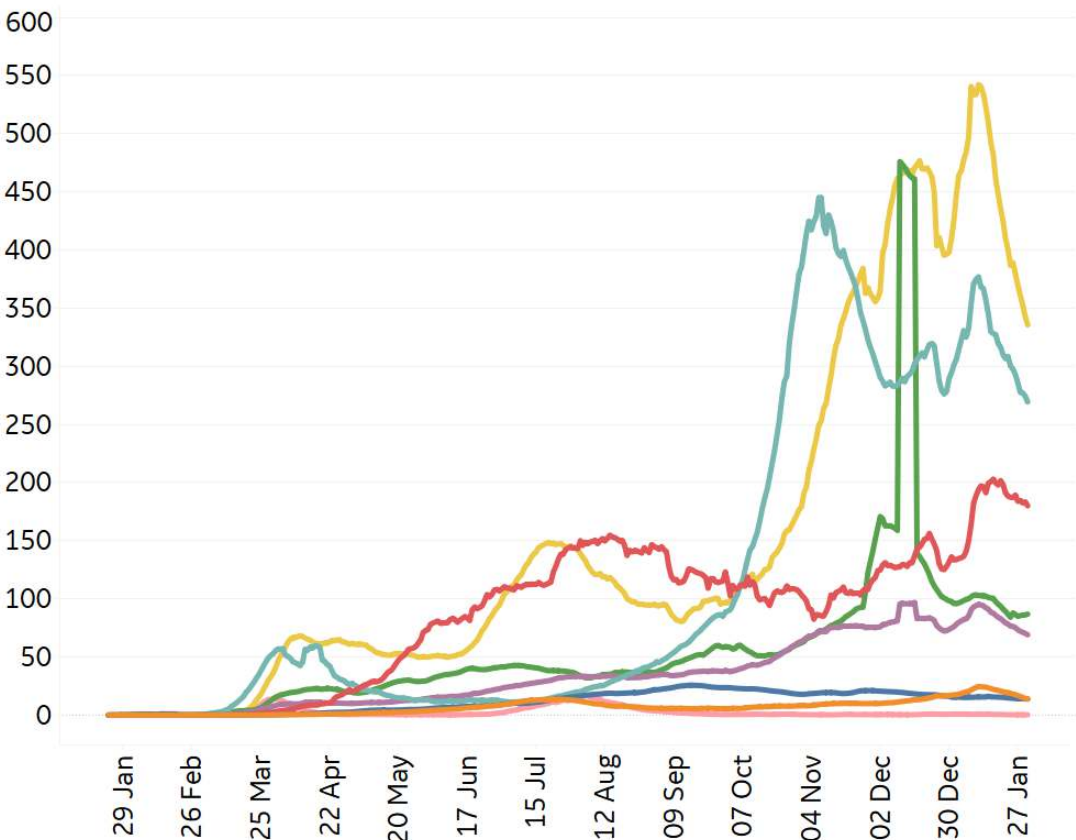
Asia

Africa

Oceania

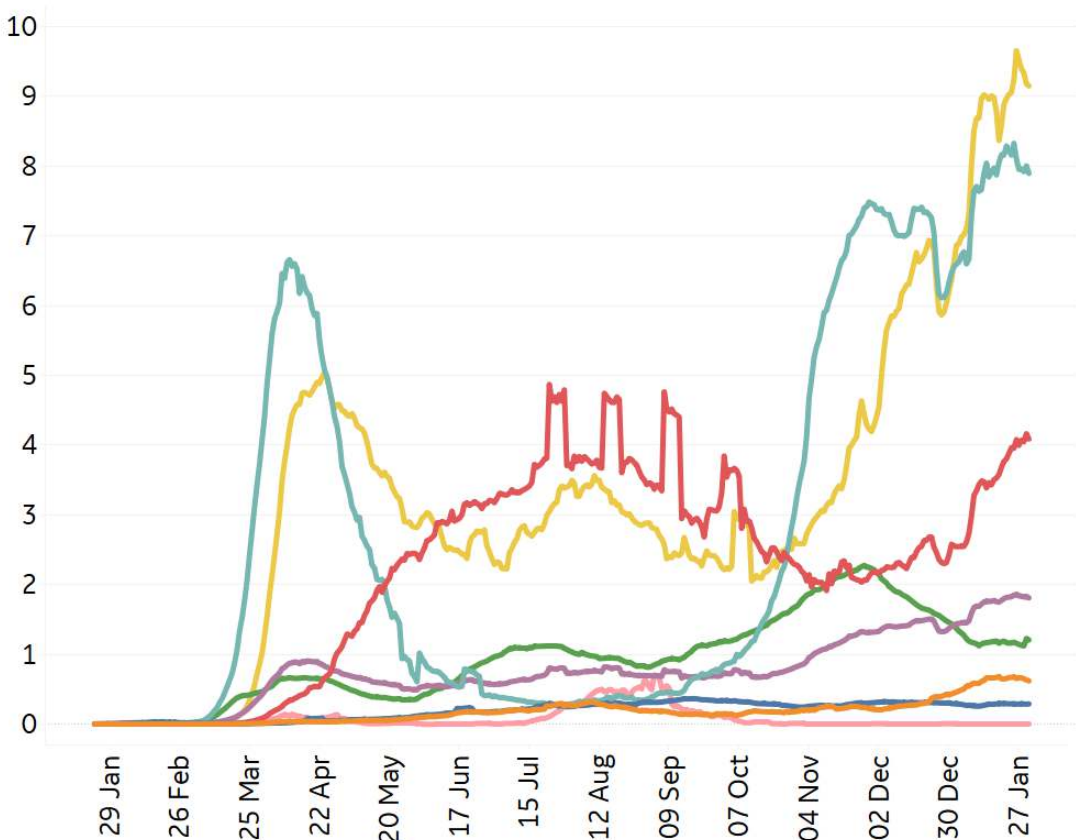
## New Confirmed Cases / 1M

7-day rolling average



## New Deaths / 1M

7-day rolling average



*\*Large jump in Middle East confirmed cases due to batched reporting of 823,225 new cases in **Turkey** on 10 Dec*



# Top 50 Countries: Per 1M



## 1 - 25

	Average over last 7 days		Total Since 22 Jan			Change from 14d Ago in 14 day avg of daily new	
	New Confirmed	New Deaths	Total Confirmed	Total Recovered	Total Deaths	Confirmed	Deaths
Belgium	203	4	61,275	N/A**	1,820	9%	-10%
Slovenia	594	10	80,076	70,094	1,685	-28%	-14%
UK	358	17	56,391	N/A**	1,567	-43%	19%
Czechia	629	13	91,958	81,419	1,523	-36%	-17%
Italy	204	7	42,226	33,253	1,464	-24%	-7%
Bos. and Herz.	90	5	37,033	28,835	1,426	3%	-4%
North Macedo..	140	5	44,492	39,206	1,370	-24%	-11%
US	448	10	79,109	N/A**	1,333	-31%	-5%
Bulgaria	81	5	31,482	26,920	1,302	-21%	-30%
Hungary	118	8	38,051	27,221	1,296	-34%	-19%
Spain	744	9	58,670	3,216	1,247	52%	102%
Peru	192	6	34,522	31,908	1,244	83%	126%
Croatia	122	7	56,617	54,680	1,225	-38%	-24%
Portugal	1,181	28	70,662	51,626	1,224	39%	108%
Panama	302	7	74,252	64,063	1,221	-50%	-25%
France	315	7	49,881	3,533	1,167	12%	10%
Sweden	280	8	56,138	N/A**	1,148	-50%	-21%
Switzerland	199	5	60,236	36,697	1,084	-39%	-25%
Argentina	190	4	42,642	38,093	1,061	-19%	33%
Colombia	223	7	41,171	38,094	1,061	-20%	15%
EU	286	8	44,096	21,864	1,058	-9%	-1%
Brazil	242	5	43,304	38,466	1,056	-5%	6%
Armenia	48	2	56,366	53,158	1,039	-46%	-38%
Lithuania	310	8	67,053	47,451	1,030	-28%	-55%
Poland	143	7	39,987	33,569	982	-34%	-10%

## 26 - 50

	Average over last 7 days		Total Since 22 Jan			Change from 14d Ago in 14 day avg of daily new	
	New Confirmed	New Deaths	Total Confirmed	Total Recovered	Total Deaths	Confirmed	Deaths
Chile	209	4	38,036	35,676	965	11%	37%
Romania	132	4	37,881	35,066	953	-34%	-10%
Austria	154	5	46,012	43,580	857	-26%	-16%
Moldova	128	3	39,615	37,207	852	0%	-12%
Slovakia	352	15	45,775	39,573	850	-26%	1%
Netherlands	249	4	57,898	N/A**	823	-28%	-29%
Kosovo	225	4	32,633	28,418	812	12%	33%
Georgia	164	4	64,703	62,426	797	-45%	-26%
Ireland	260	10	39,805	4,732	670	-66%	100%
Latvia	396	6	35,119	28,993	634	-20%	-27%
Israel	760	6	74,338	66,144	554	-17%	34%
Ukraine	97	3	28,846	24,104	546	-31%	-2%
Costa Rica	111	2	37,941	29,829	511	-39%	-19%
Serbia	191	2	45,238	N/A**	460	-21%	-36%
Lebanon	449	16	44,107	26,500	452	-24%	189%
Jordan	90	1	32,035	30,832	423	-24%	-29%
West Bank an..	111	1	34,791	32,609	401	-36%	-54%
Denmark	94	4	34,383	32,457	367	-54%	-13%
Estonia	376	5	33,326	25,433	316	-10%	16%
Turkey	81	2	29,375	28,011	308	-38%	-20%
Kuwait	133	0	38,697	36,981	225	16%	20%
Bahrain	272	1	60,566	57,946	220	32%	88%
Qatar	115	0	52,528	50,609	86	43%	100%
UAE	371	1	30,697	28,003	86	26%	59%
Total World	69	2	13,291	7,364	288	-20%	5%

\*Change from 14d ago:  
Compares 14d-avgs. of Daily New Cases/Deaths  
today with 14d-avgs. from 14d ago

In the past 7 days, confirmed cases in **Portugal** increased 13% (+8,270 per 1M)  
and deaths increased 19% (+197 per 1M)

Top 50 countries selected by Cases / 1M  
Sorted by Total Deaths / 1M  
Excluded countries with population < 1M

N/A\*\* due to inconsistent reporting of Recovered Cases



# Top 50 Countries: Raw Volume

Updated 1 Feb 2021, 3:30 GMT

4

## 1 - 25

	Average over last 7 days		Total Since 22 Jan			Change from 14d Ago in 14 day avg of daily new	
	New Confirmed	New Deaths	Total Confirmed	Total Recovered	Total Deaths	Confirmed	Deaths
EU	127,175	3,355	19,633,930	9,735,003	471,117	-9%	-1%
US	148,209	3,153	26,185,355	N/A**	441,319	-31%	-5%
Brazil	51,451	1,067	9,204,731	8,176,373	224,504	-5%	6%
Mexico	14,434	1,275	1,864,260	1,412,393	158,536	16%	32%
India	12,839	132	10,757,610	10,434,983	154,392	-20%	-29%
UK	24,332	1,177	3,828,183	N/A**	106,367	-43%	19%
Italy	12,317	436	2,553,032	2,010,548	88,516	-24%	-7%
France	20,552	430	3,255,920	230,612	76,201	12%	10%
Russia	18,443	519	3,808,348	3,264,611	72,029	-15%	8%
Spain	34,794	411	2,743,119	150,376	58,319	52%	102%
Iran	6,432	82	1,417,999	1,210,051	57,959	1%	-8%
Germany	11,127	695	2,225,659	1,940,046	57,163	-34%	-15%
Colombia	11,343	373	2,094,884	1,938,322	53,983	-20%	15%
Argentina	8,574	164	1,927,239	1,721,650	47,974	-19%	33%
South Africa	5,825	470	1,453,761	1,299,620	44,164	-51%	-6%
Peru	6,329	203	1,138,239	1,052,050	41,026	83%	126%
Poland	5,420	260	1,513,385	1,270,467	37,180	-34%	-10%
Indonesia	12,722	309	1,078,314	873,221	29,998	20%	23%
Turkey	6,837	131	2,477,463	2,362,415	25,993	-38%	-20%
Ukraine	4,226	133	1,261,546	1,054,177	23,860	-31%	-2%
Belgium	2,355	45	710,153	N/A**	21,092	9%	-10%
Canada	4,347	127	782,467	710,699	20,005	-35%	-10%
Chile	4,000	74	727,109	681,981	18,452	11%	37%
Romania	2,533	80	728,743	674,594	18,335	-34%	-10%
Czechia	6,737	134	984,774	871,917	16,308	-36%	-17%

## 26 - 50

	Average over last 7 days		Total Since 22 Jan			Change from 14d Ago in 14 day avg of daily new	
	New Confirmed	New Deaths	Total Confirmed	Total Recovered	Total Deaths	Confirmed	Deaths
Ecuador	1,362	34	250,828	209,814	14,859	15%	108%
Netherlands	4,275	66	992,075	N/A**	14,108	-28%	-29%
Iraq	839	8	619,636	592,129	13,047	9%	-6%
Hungary	1,145	79	367,586	262,968	12,524	-34%	-19%
Portugal	12,047	288	720,516	526,411	12,482	39%	108%
Pakistan	1,770	52	546,428	501,252	11,683	-23%	6%
Sweden	2,827	84	566,957	N/A**	11,591	-50%	-21%
Philippines	1,714	72	525,618	487,551	10,749	10%	34%
Switzerland	1,720	45	521,320	317,600	9,381	-39%	-25%
Morocco	695	18	471,157	449,160	8,275	-30%	-27%
Bangladesh	477	15	535,139	479,744	8,127	-35%	-21%
Austria	1,383	43	414,398	392,497	7,721	-26%	-16%
Saudi Arabia	243	3	368,074	359,573	6,375	68%	-32%
Japan	3,467	91	390,166	325,436	5,753	-30%	65%
Panama	1,305	30	320,379	276,417	5,270	-50%	-25%
Israel	6,576	54	643,435	572,511	4,796	-17%	34%
Slovakia	1,920	82	249,913	216,052	4,642	-26%	1%
Jordan	915	13	326,855	314,581	4,316	-24%	-29%
Serbia	1,666	19	395,263	N/A**	4,020	-21%	-36%
Georgia	656	18	258,111	249,028	3,178	-45%	-26%
Lebanon	3,065	109	301,052	180,877	3,082	-24%	189%
Nepal	216	4	270,959	266,336	2,029	-33%	-14%
Belarus	1,532	10	248,336	235,838	1,718	-10%	4%
UAE	3,665	8	303,609	276,958	850	26%	59%
Total World	535,282	14,015	102,964,429	57,049,238	2,227,900	-20%	5%

\*Change from 14d ago:  
Compares 14d-avgs. of Daily New Cases/Deaths  
today with 14d-avgs. from 14d ago

In the past 14 days, confirmed cases in **Indonesia** increased 20% (+181,672 cases)  
and deaths increased 16% (+4,231 deaths)

Top 50 countries selected by Total Cases  
Sorted by Raw Total Deaths  
Excluded countries with population < 1M

N/A\*\* due to inconsistent reporting of Recovered Cases





# United States: Per 1M



## 1 - 25

	Average over last 7 days		Total Since 22 Jan			Change from 14d Ago* in 14 day avg of daily new	
	New Confirmed	New Deaths	Total Confirmed	Total Recovered	Total Deaths	Confirmed	Deaths
New Jersey	547	9	78,452	7,624	2,419	-15%	-15%
New York	618	10	72,990	6,569	2,243	-19%	2%
Massachusetts	497	9	76,028	56,542	2,115	-35%	-11%
Rhode Island	634	10	108,025	6,552	2,033	-39%	-35%
Mississippi	518	13	92,402	74,866	2,031	-26%	-19%
South Dakota	178	12	122,364	117,151	2,010	-46%	-15%
Connecticut	489	9	70,127	2,749	1,976	-20%	-9%
Louisiana	515	9	86,178	74,067	1,906	-34%	-2%
North Dakota	152	2	128,112	124,960	1,899	-37%	-54%
Arizona	703	17	104,195	14,211	1,803	-28%	-16%
Pennsylvania	435	12	66,087	53,755	1,689	-29%	-22%
Illinois	276	6	88,882	N/A	1,677	-35%	-30%
Arkansas	530	12	97,842	90,535	1,613	-36%	-1%
Alabama	538	30	93,743	49,385	1,568	-27%	26%
New Mexico	331	9	83,013	49,103	1,566	-40%	-8%
Michigan	192	5	61,094	48,244	1,555	-35%	-37%
Iowa	284	19	101,236	89,483	1,553	-30%	53%
Indiana	332	5	93,087	60,227	1,482	-43%	-20%
Tennessee	400	17	106,581	100,055	1,413	-45%	-8%
Nevada	343	11	90,355	N/A	1,386	-44%	-18%
S. Carolina	695	14	86,116	38,196	1,368	-17%	5%
Georgia	572	13	85,656	N/A	1,337	-25%	43%
DC	318	8	52,245	36,571	1,294	-26%	13%
Kansas	395	9	95,066	1,938	1,293	-34%	-55%
Texas	620	11	81,955	67,164	1,279	-20%	9%

## 26 - 51

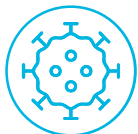
	Average over last 7 days		Total Since 22 Jan			Change from 14d Ago* in 14 day avg of daily new	
	New Confirmed	New Deaths	Total Confirmed	Total Recovered	Total Deaths	Confirmed	Deaths
Florida	478	8	80,147	N/A	1,233	-27%	9%
Maryland	308	6	58,632	1,571	1,179	-32%	-2%
Montana	307	11	87,903	83,341	1,154	-35%	18%
Missouri	236	5	77,227	N/A	1,147	-40%	-28%
West Virginia	454	10	67,517	54,561	1,129	-31%	-38%
Delaware	513	7	80,174	N/A	1,119	-28%	-14%
Minnesota	173	3	81,886	79,107	1,111	-40%	-46%
Wisconsin	264	6	101,700	88,824	1,105	-43%	-18%
California	489	14	84,096	N/A	1,036	-45%	5%
Wyoming	250	6	89,695	86,397	1,030	-43%	-12%
Nebraska	263	3	98,590	70,660	993	-33%	-50%
Colorado	246	3	68,797	3,641	979	-37%	-41%
Idaho	254	4	91,034	45,656	965	-45%	-26%
Ohio	385	6	76,635	66,719	956	-34%	-13%
Oklahoma	591	10	98,427	90,065	896	-32%	27%
N. Carolina	527	9	72,227	60,597	890	-24%	7%
Kentucky	535	10	81,224	9,710	838	-27%	53%
New Hampshire	353	7	48,315	43,945	777	-15%	-19%
Virginia	541	6	59,139	4,724	757	-13%	21%
Washington	214	3	40,919	N/A	563	-37%	-14%
Utah	455	3	108,119	95,567	519	-44%	-10%
Oregon	144	3	33,766	N/A	464	-40%	-48%
Maine	290	5	29,254	9,231	439	-28%	-48%
Alaska	202	1	74,296	N/A	358	-37%	136%
Hawaii	70	7	18,414	N/A	289	-36%	175%
Vermont	213	1	19,175	13,228	279	-16%	-52%

\*Change from 14d ago:  
Compares 14d-avgs. of Daily New Cases/Deaths  
today with 14d-avgs. from 14d ago

In the past 14 days, **Alabama** saw a 26% increase in deaths (+320 deaths per 1M)

Sorted by Total Deaths / 1M

N/As due to states revising and updating case counts



# United States: Raw Volume



## 1 - 25

	Average over last 7 days		Total Since 22 Jan			Change from 14d Ago* in 14 day avg of daily new	
	New Confirmed	New Deaths	Total Confirmed	Total Recovered	Total Deaths	Confirmed	Deaths
New York	12,030	187	1,419,907	127,798	43,634	-19%	2%
California	19,338	543	3,322,838	N/A	40,923	-45%	5%
Texas	17,989	309	2,376,344	1,947,493	37,074	-20%	9%
Florida	10,275	169	1,721,377	N/A	26,479	-27%	9%
Pennsylvania	5,563	155	846,046	688,175	21,617	-29%	-22%
New Jersey	4,860	76	696,829	67,719	21,484	-15%	-15%
Illinois	3,497	82	1,126,301	N/A	21,253	-35%	-30%
Michigan	1,913	49	610,138	481,801	15,525	-35%	-37%
Massachusetts	3,427	63	524,025	389,717	14,577	-35%	-11%
Georgia	6,076	135	909,445	N/A	14,198	-25%	43%
Arizona	5,119	126	758,404	103,439	13,120	-28%	-16%
Ohio	4,496	66	895,792	779,888	11,175	-34%	-13%
Indiana	2,235	37	626,682	405,459	9,974	-43%	-20%
Tennessee	2,735	113	727,861	683,295	9,650	-45%	-8%
N. Carolina	5,531	91	757,526	635,543	9,335	-24%	7%
Louisiana	2,395	42	400,626	344,321	8,859	-34%	-2%
Alabama	2,638	147	459,639	242,143	7,688	-27%	26%
Maryland	1,860	37	354,473	9,499	7,127	-32%	-2%
Connecticut	1,744	32	250,023	9,800	7,046	-20%	-9%
S. Carolina	3,580	71	443,386	196,661	7,042	-17%	5%
Missouri	1,446	32	473,977	N/A	7,041	-40%	-28%
Virginia	4,619	55	504,779	40,322	6,464	-13%	21%
Wisconsin	1,538	35	592,140	517,169	6,434	-43%	-18%
Minnesota	974	15	461,807	446,137	6,268	-40%	-46%
Mississippi	1,540	39	275,001	222,812	6,045	-26%	-19%

## 26 - 51

	Average over last 7 days		Total Since 22 Jan			Change from 14d Ago* in 14 day avg of daily new	
	New Confirmed	New Deaths	Total Confirmed	Total Recovered	Total Deaths	Confirmed	Deaths
Colorado	1,414	19	396,185	20,970	5,640	-37%	-41%
Iowa	896	59	319,408	282,324	4,901	-30%	53%
Arkansas	1,600	37	295,268	273,216	4,868	-36%	-1%
Washington	1,628	24	311,597	N/A	4,285	-37%	-14%
Nevada	1,057	35	278,308	N/A	4,270	-44%	-18%
Kansas	1,150	26	276,956	5,647	3,767	-34%	-55%
Kentucky	2,392	46	362,881	43,380	3,745	-27%	53%
Oklahoma	2,340	38	389,472	356,386	3,547	-32%	27%
New Mexico	694	20	174,064	102,961	3,283	-40%	-8%
Rhode Island	672	10	114,438	6,941	2,154	-39%	-35%
West Virginia	813	18	121,001	97,782	2,024	-31%	-38%
Oregon	607	11	142,416	N/A	1,957	-40%	-48%
Nebraska	509	6	190,713	136,686	1,920	-33%	-50%
South Dakota	157	10	108,250	103,639	1,778	-46%	-15%
Idaho	454	8	162,683	81,591	1,725	-45%	-26%
Utah	1,460	10	346,624	306,385	1,665	-44%	-10%
North Dakota	116	2	97,629	95,227	1,447	-37%	-54%
Montana	328	12	93,949	89,073	1,233	-35%	18%
Delaware	499	7	78,071	N/A	1,090	-28%	-14%
New Hampshire	480	10	65,695	59,752	1,057	-15%	-19%
DC	224	6	36,872	25,810	913	-26%	13%
Wyoming	145	4	51,912	50,003	596	-43%	-12%
Maine	389	7	39,324	12,409	590	-28%	-48%
Hawaii	99	10	26,072	N/A	409	-36%	175%
Alaska	148	0	54,351	N/A	262	-37%	136%
Vermont	133	1	11,965	8,254	174	-16%	-52%

\*Change from 14d ago:  
Compares 14d-avgs. of Daily New Cases/Deaths  
today with 14d-avgs. from 14d ago

Today **Texas** reports the largest increase in new confirmed cases (+13,078 cases)

Sorted by Raw Total Deaths

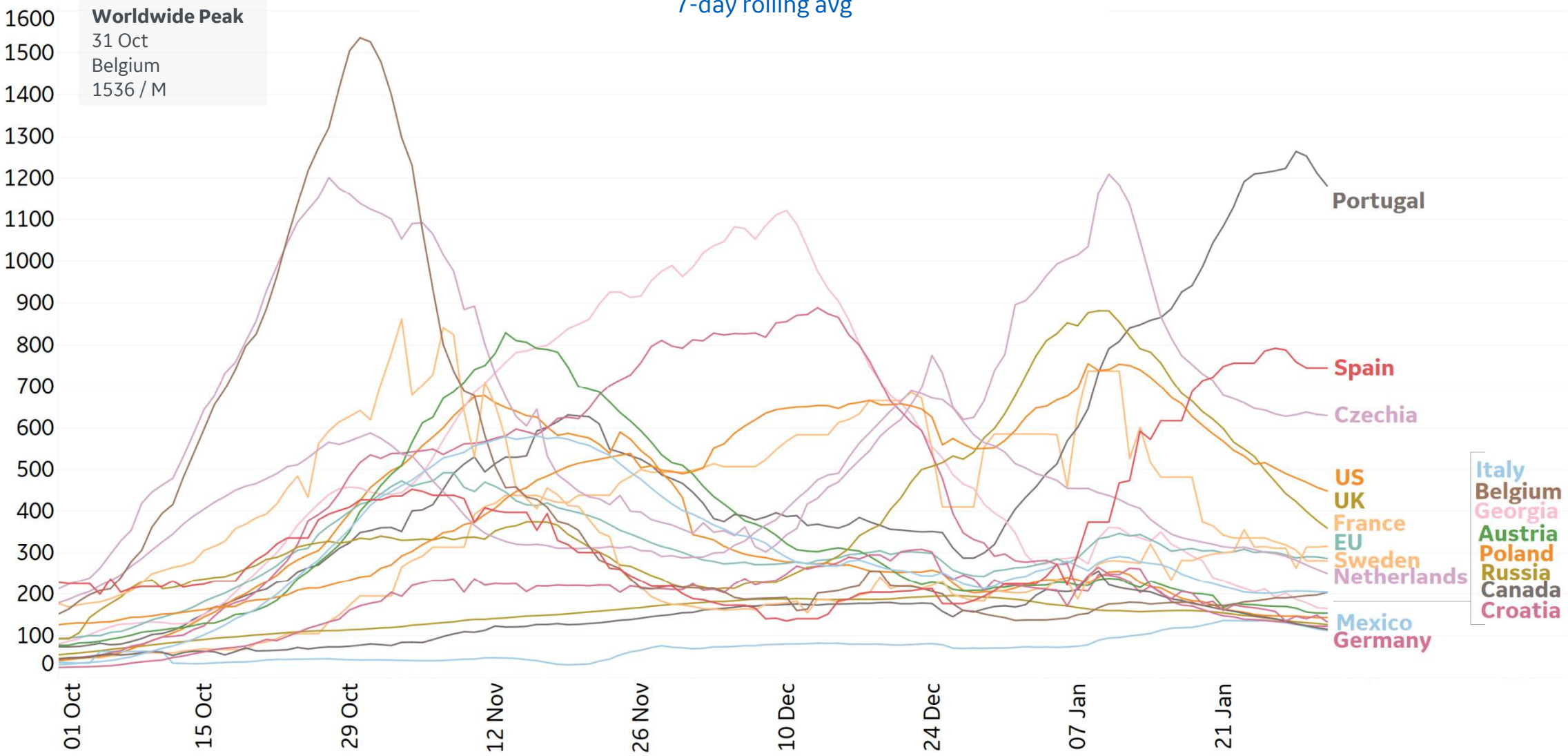
N/As due to states revising and updating case counts





# New Confirmed Cases in Select Countries

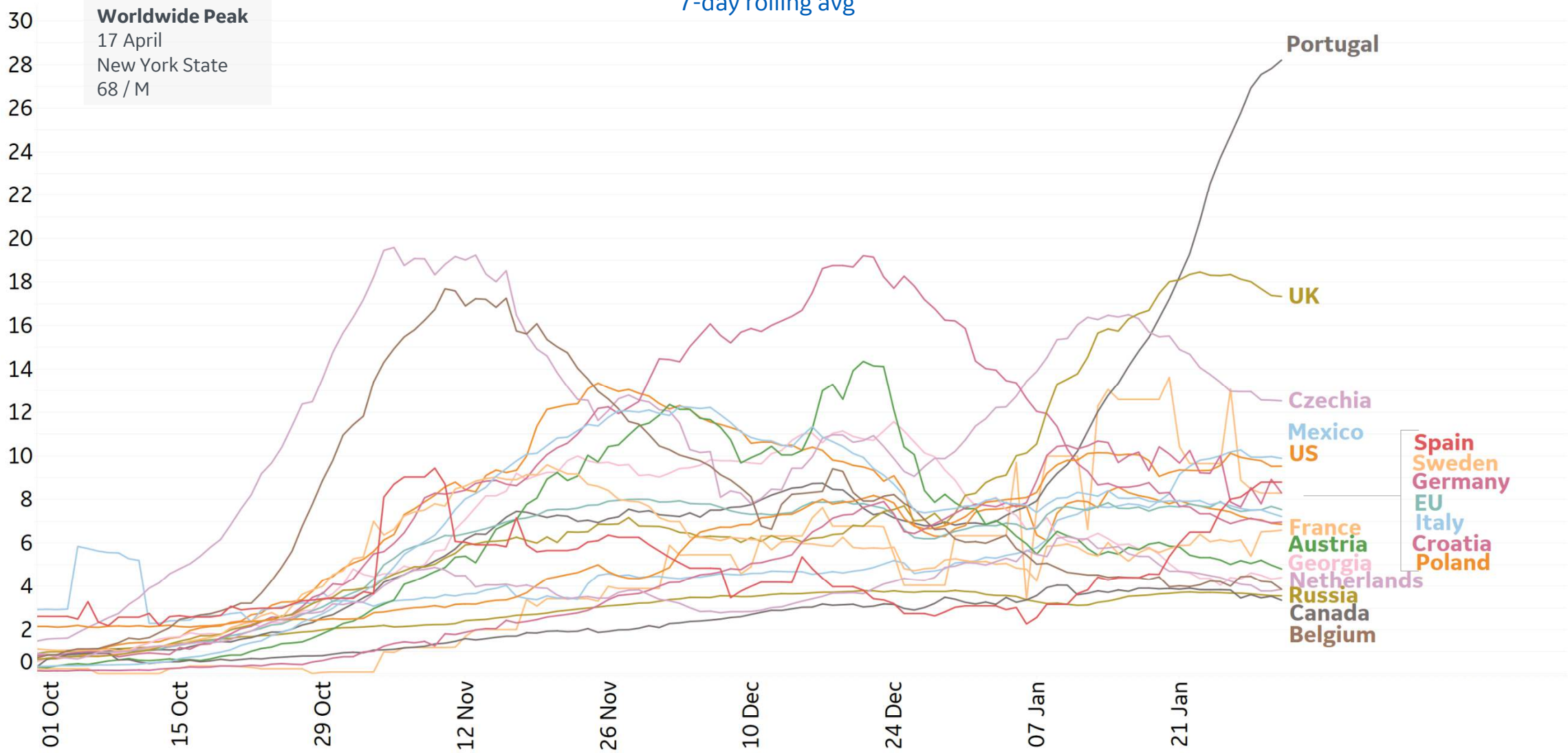
Daily New Confirmed Cases / 1M  
7-day rolling avg





# New Deaths in Select Countries

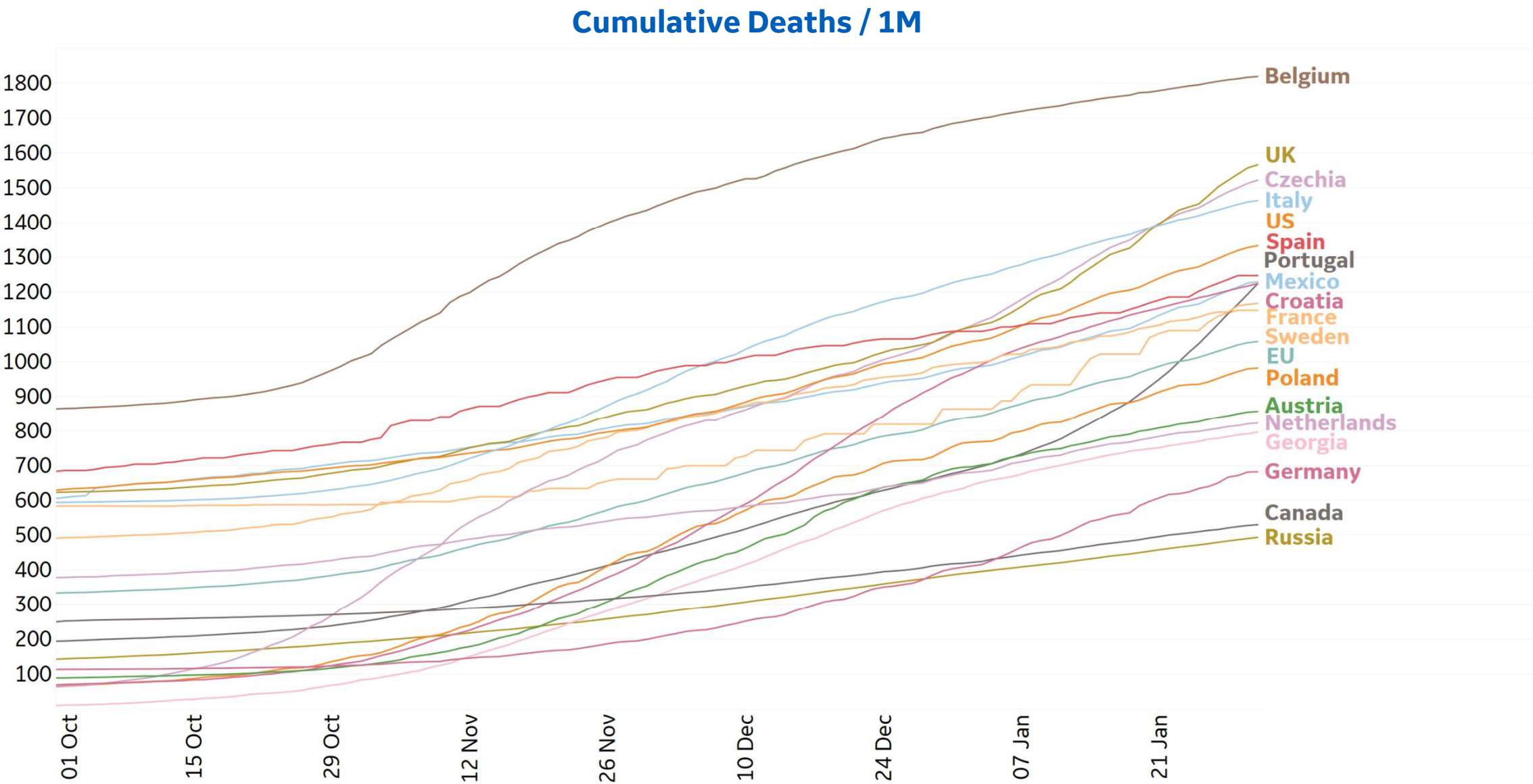
Daily New Deaths / 1M  
7-day rolling avg





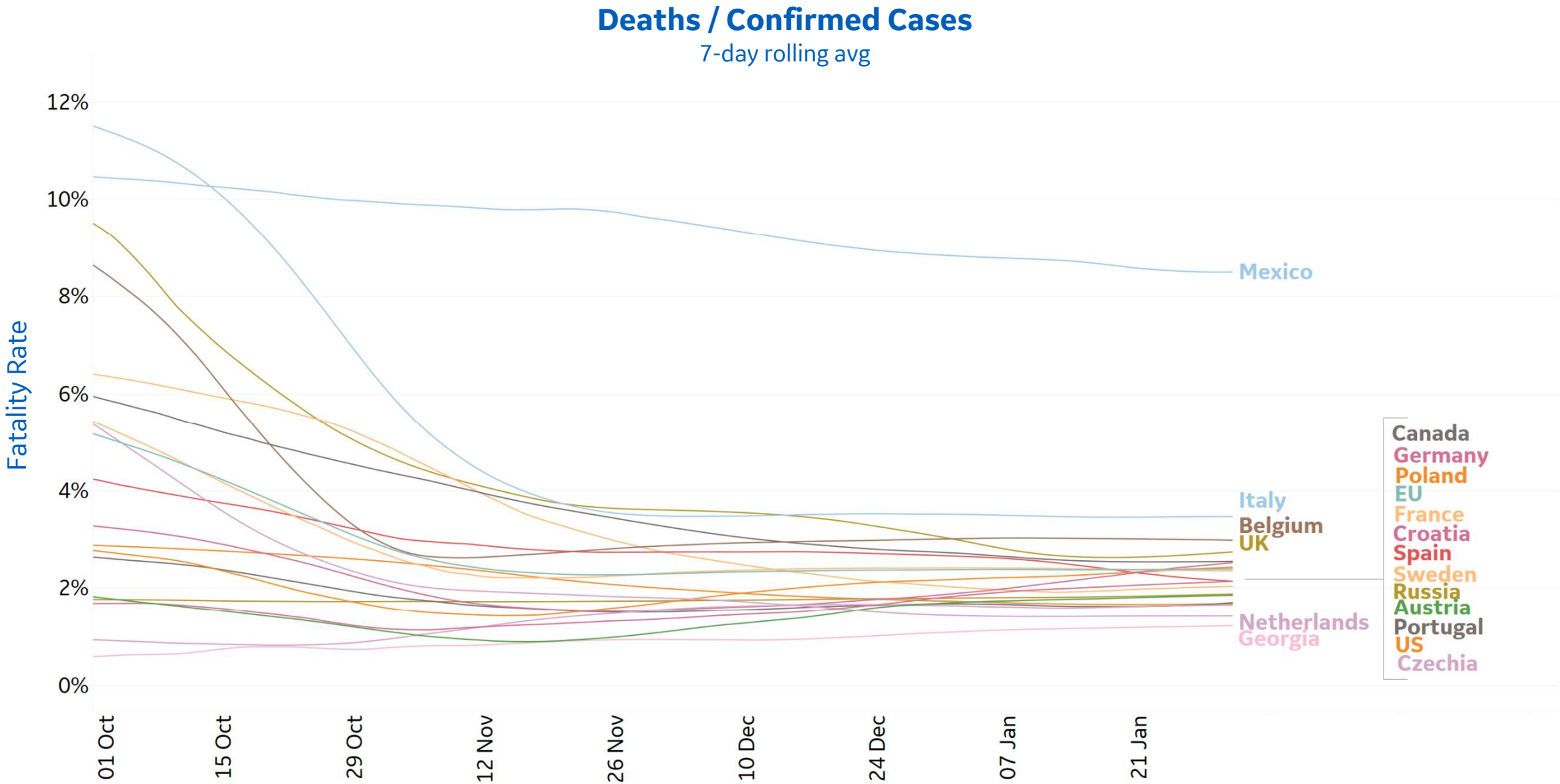


# Cumulative Deaths in Select Countries





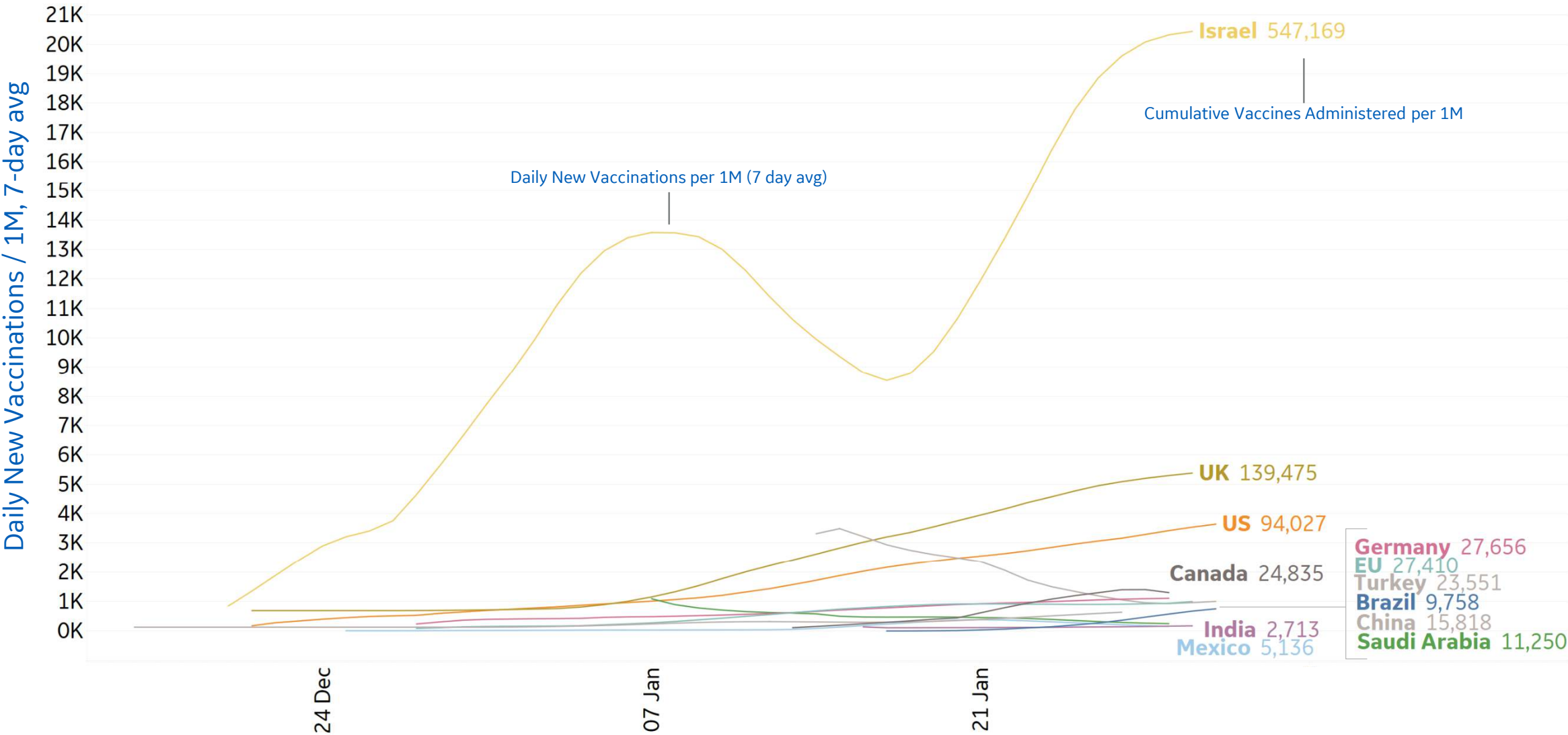
# Fatality Rate in Select Countries





# Daily & Total Vaccinations, Select Countries

Select countries with data available

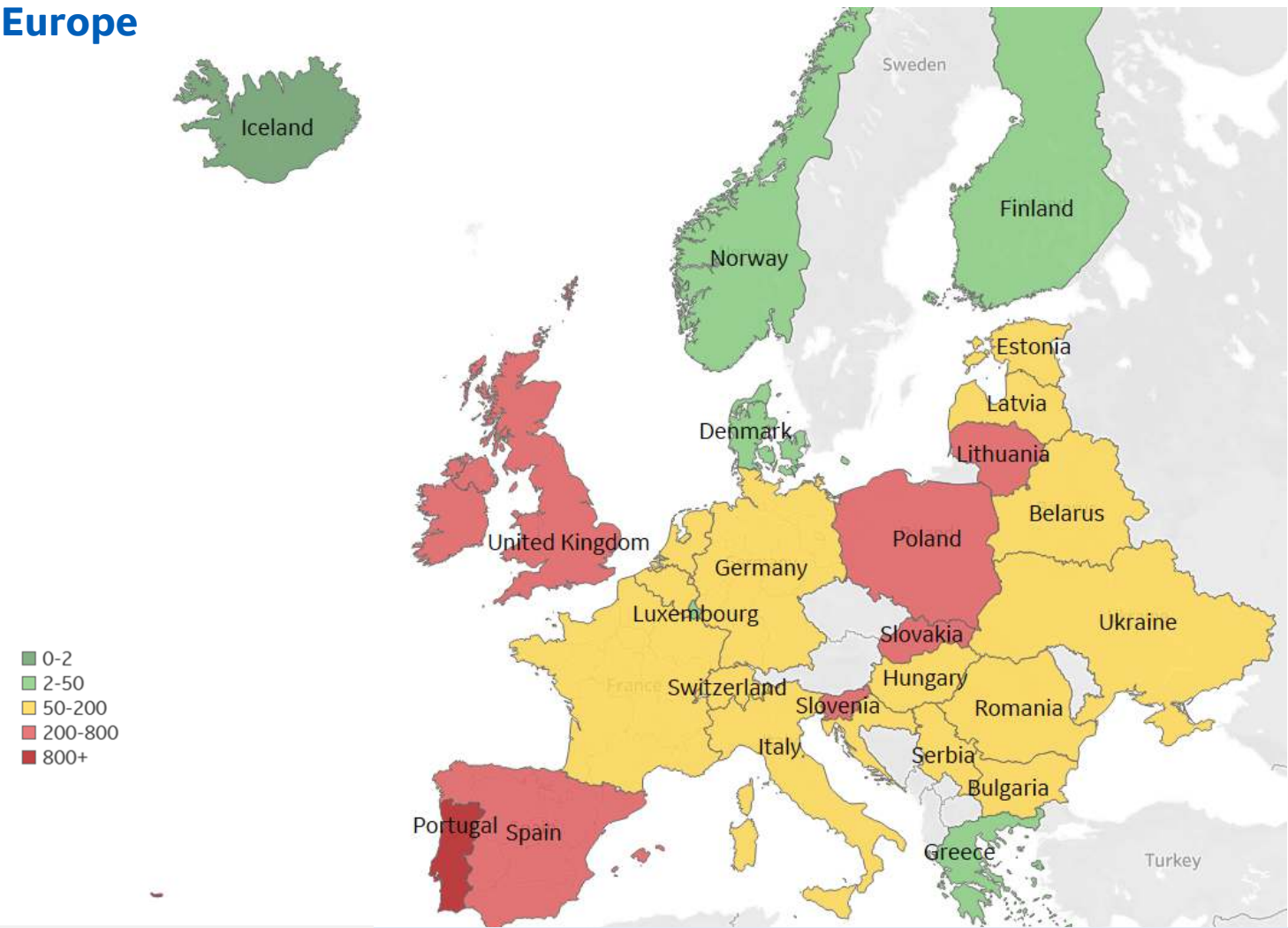






# Feature: COVID Multivariate Index, Europe

## Europe



Index = (RC + RD) \* RP

RD = 90 \* (D<sub>1</sub> + (D<sub>2</sub>/2) + (D<sub>3</sub>/3))  
RC = C<sub>1</sub> + (C<sub>2</sub>/2) + (C<sub>3</sub>/3)  
RP = Avg(Ppc, last 14 days)

### Legend

RC: Recent Cases  
RD: Recent Deaths  
RP: Recent Positivity

D: Deaths / 1M, daily new  
C: Confirmed Cases / 1M, daily new  
Ppc: % Positive Cases, daily new

1: 0-7 days ago  
2: 8-14 days ago  
3: 15-21 days ago

## Based on Recent Cases, Deaths, and Positivity

Excludes countries that have not reported positivity in over 7 days

	Recent Cases	Recent Deaths	Recent Positivity	Multivariate Index
Portugal	2,092	3,628	18.6%	1,063
Slovakia	665	2,500	18.4%	582
Czechia	1,289	2,331	15.3%	553
Slovenia	1,167	1,957	12.9%	404
Spain	1,323	1,159	15.1%	375
Andorra	1,532	1,803	10.4%	348
Lithuania	753	1,809	13.4%	343
Ireland	953	1,495	12.2%	298
United Kingdom	982	2,911	6.8%	264
Poland	301	1,248	13.0%	202
Germany	299	1,521	10.6%	193
North Macedonia	262	915	16.3%	192
Ukraine	214	553	24.5%	188
Croatia	273	1,250	11.5%	175
Estonia	703	861	11.1%	174
Latvia	779	1,383	8.0%	172
Serbia	457	521	16.5%	161
Switzerland	420	989	10.6%	150
Netherlands	565	750	11.1%	146
Hungary	238	1,529	8.1%	144



# Europe & Middle East

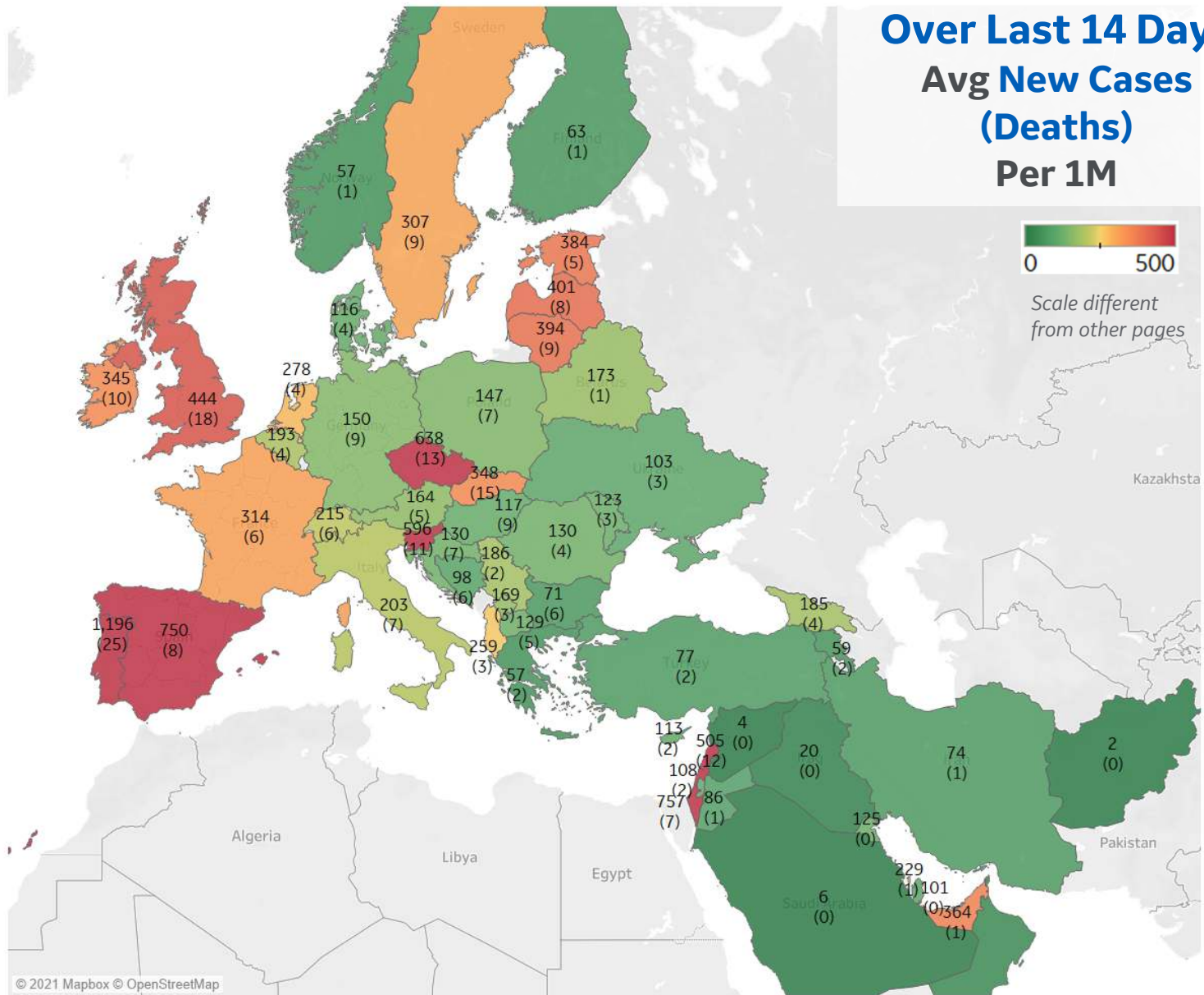
## Per 1M in Region

	Today	Change
Active Cases	15,095	+0.1%
Confirmed	130 new	+0.4%
Deaths	3 new	+0.3%
Recovered	112 new	+1%

## Most Daily New Cases / 1M

Portugal	1,196
Israel	757
Spain	750
Czechia	638
Slovenia	596
Lebanon	505
UK	444
Latvia	401
Lithuania	394
Estonia	384

\* Excludes regions with population < 1M





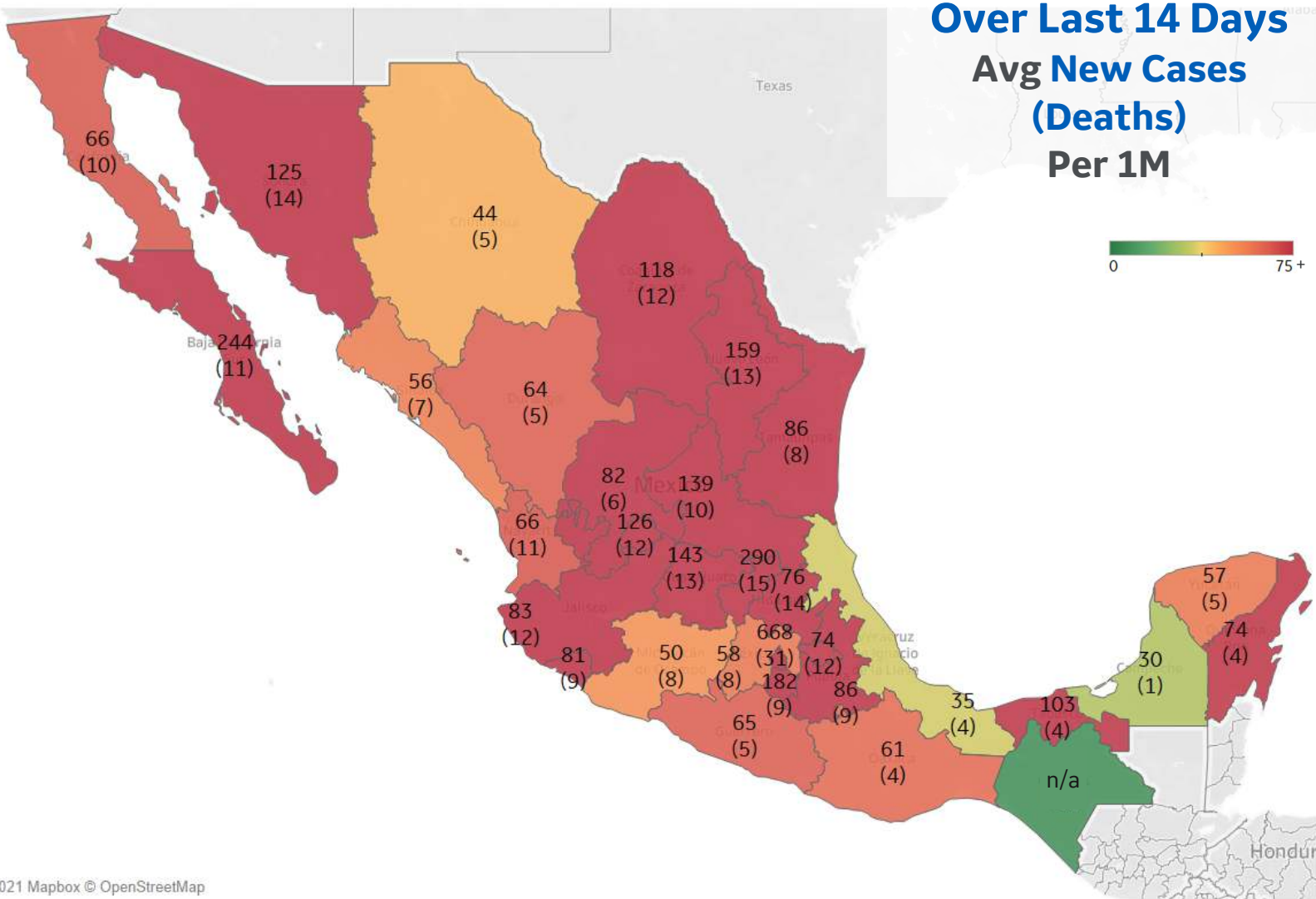
# Mexico

## Per 1M in Region

	Today	Change
Active Cases	2,275	-0.9%
Confirmed	55 new	+0.4%
Deaths	4 new	+0.3%
Recovered	72 new	+0.7%

## Most Daily New Cases / 1M

Distrito Federal	668
Querétaro	290
Baja California Sur	244
Morelos	182
Nuevo León	159
Guanajuato	143
San Luis Potosí	139
Aguascalientes	126
Sonora	125
Nacional	125

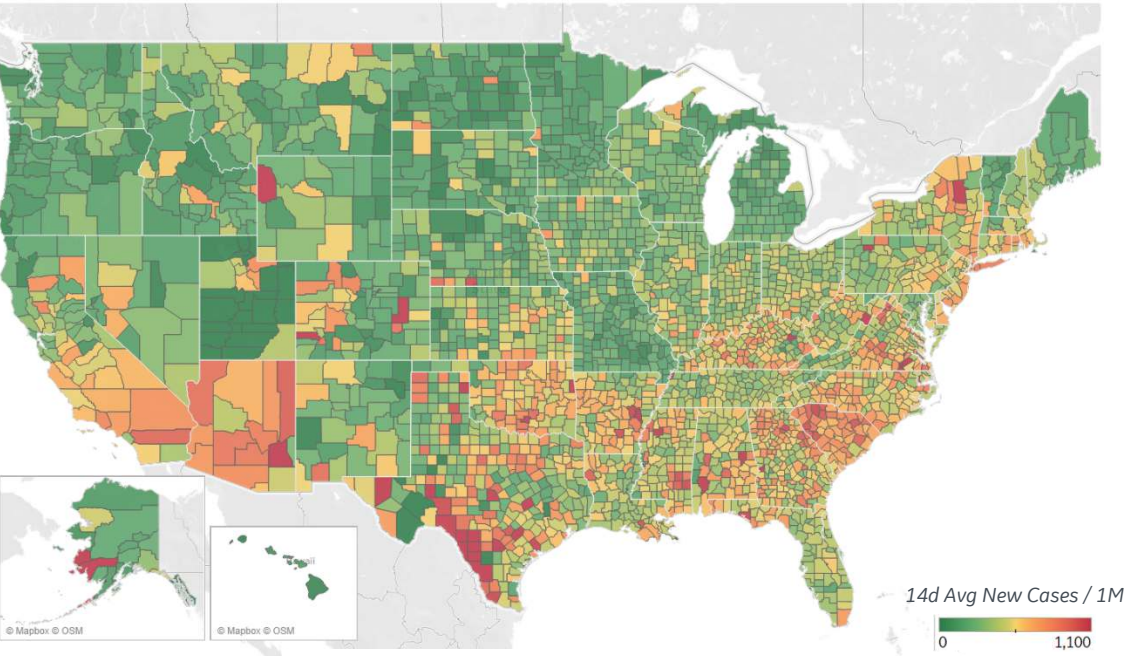






# US Counties: Recent Cases and Deaths

## Average New Cases per 1M Over Last 14 Days

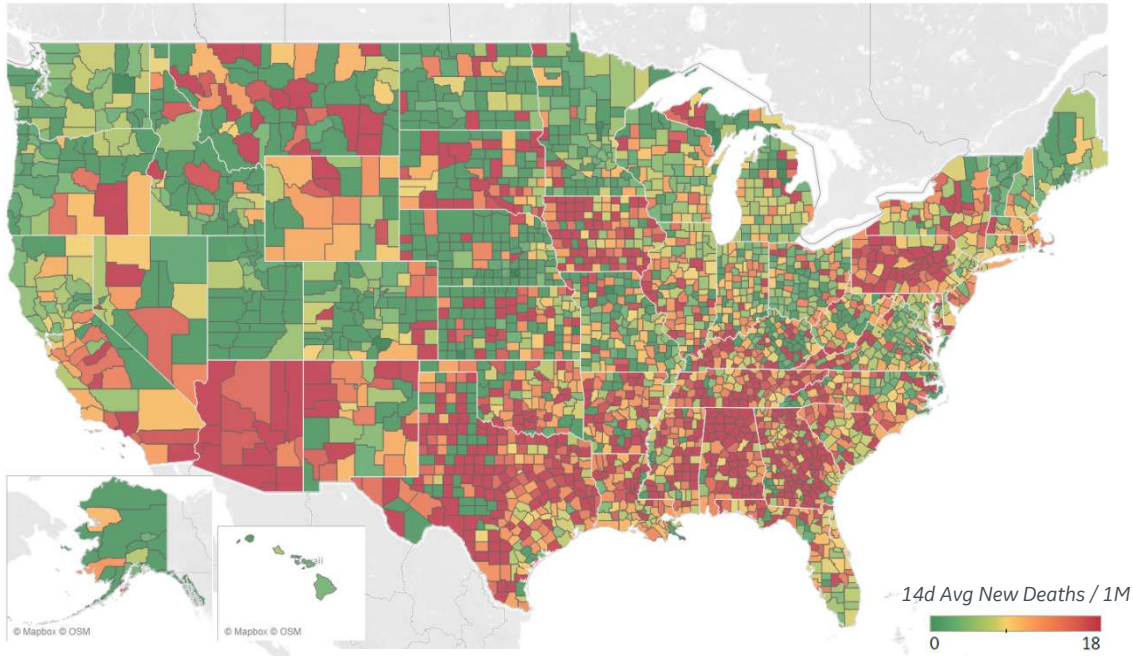


### Top 10 by New Confirmed

Avg New Confirmed Cases / 1M

Webb County, TX	1,480
Spartanburg County, SC	1,057
Greenville County, SC	949
Riverside County, CA	940
Tarrant County, TX	884
Bexar County, TX	877
Maricopa County, AZ	875
Pinal County, AZ	862
Gwinnett County, GA	851
Suffolk County, NY	850

## Average New Deaths per 1M Over Last 14 Days



### Top 10 by New Deaths

Avg New Deaths/ 1M

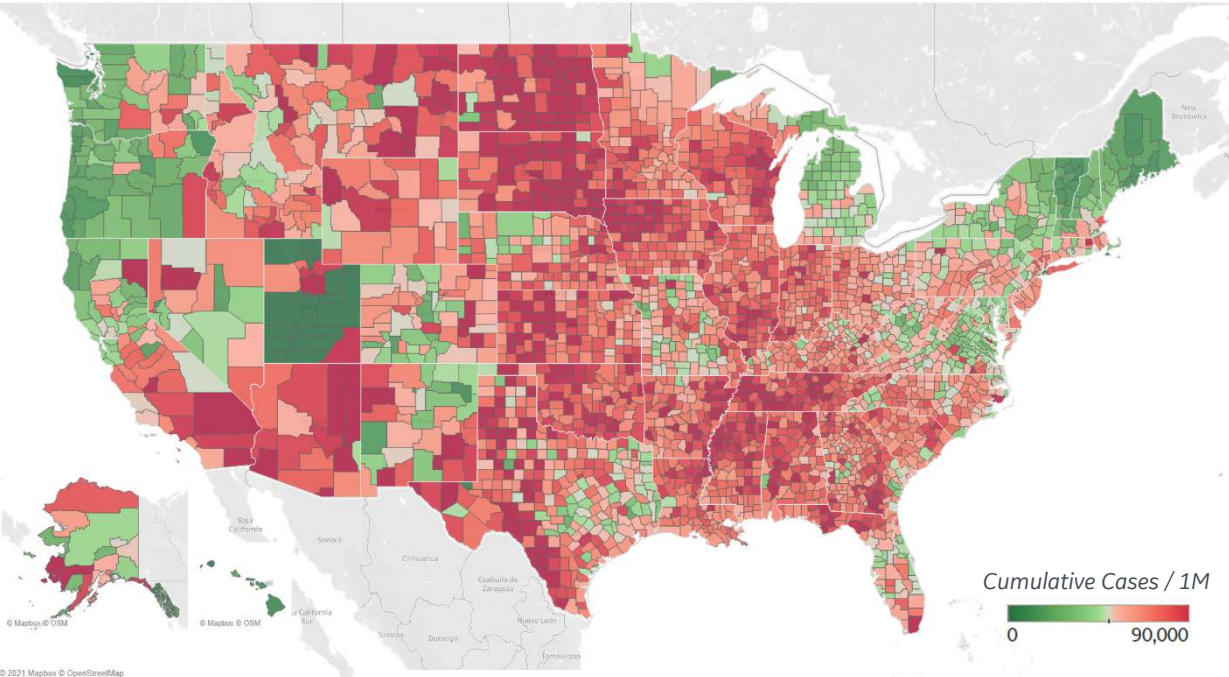
Jefferson County, AL	22
Pima County, AZ	22
Los Angeles County, CA	21
Luzerne County, PA	20
Berks County, PA	20
Cumberland County, PA	19
Madison County, AL	19
Pinal County, AZ	19
Escambia County, FL	18
Riverside County, CA	17

**Note:** Lists includes counties  
≥ 250K population



# US Counties: Cumulative Cases and Deaths

## Confirmed **Cases** per 1M to date

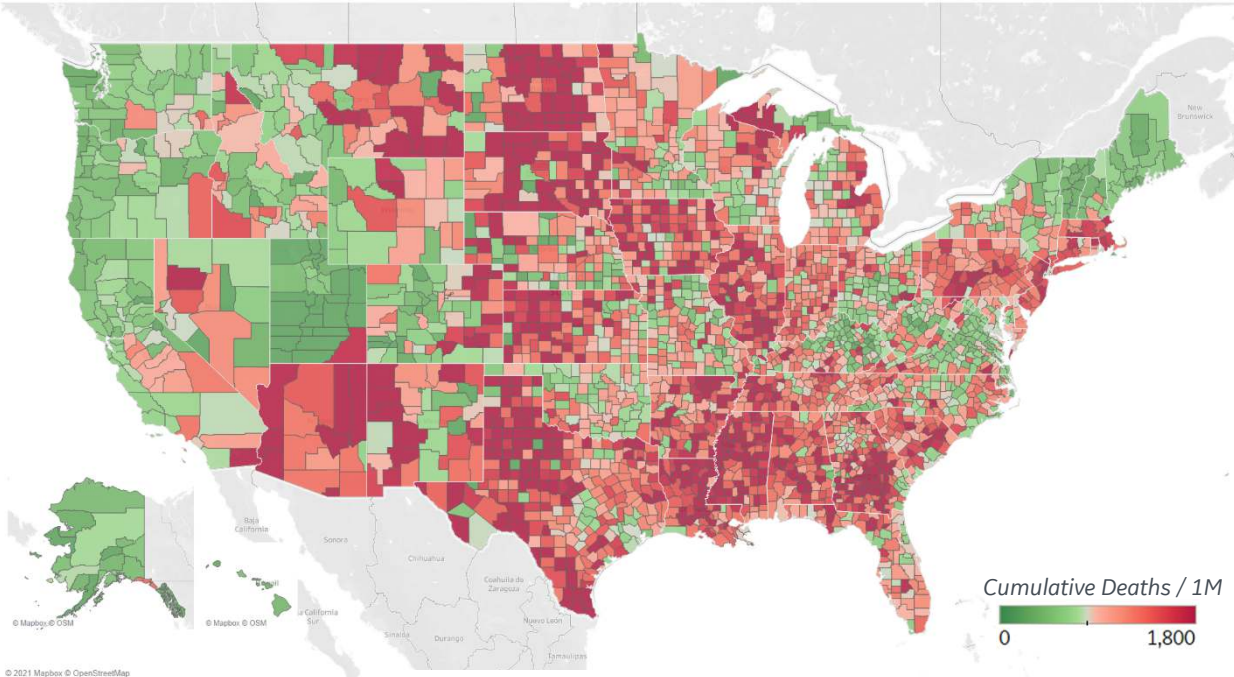


### Top 10 Counties

Total Confirmed Cases / 1M

Lubbock County, TX	150,891
Webb County, TX	144,781
Miami-Dade County, FL	136,963
El Paso County, TX	135,405
Utah County, UT	132,717
San Bernardino County, CA	125,880
Brown County, WI	118,639
Providence County, RI	116,191
Salt Lake County, UT	112,063
Los Angeles County, CA	111,254

## Reported **Deaths** per 1M to date



### Top 10 Counties

Total Reported Deaths / 1M

New York City*	5,009
Passaic County, NJ	3,192
Essex County, NJ	3,178
Cameron County, TX	3,063
Union County, NJ	3,011
Hidalgo County, TX	2,794
Hudson County, NJ	2,777
Ocean County, NJ	2,719
Bergen County, NJ	2,654
Hampden County, MA	2,582

**Note:** Lists includes counties  $\geq 250K$  population

\* New York City counties aggregated into one reporting area





## Per 1M in Region

	Today	Change
Active Cases	1,371	-1.5%
Confirmed	98 new	+0.5%
Deaths	2 new	+0.4%
Recovered	117 new	+0.6%

## Most Daily New Cases / 1M

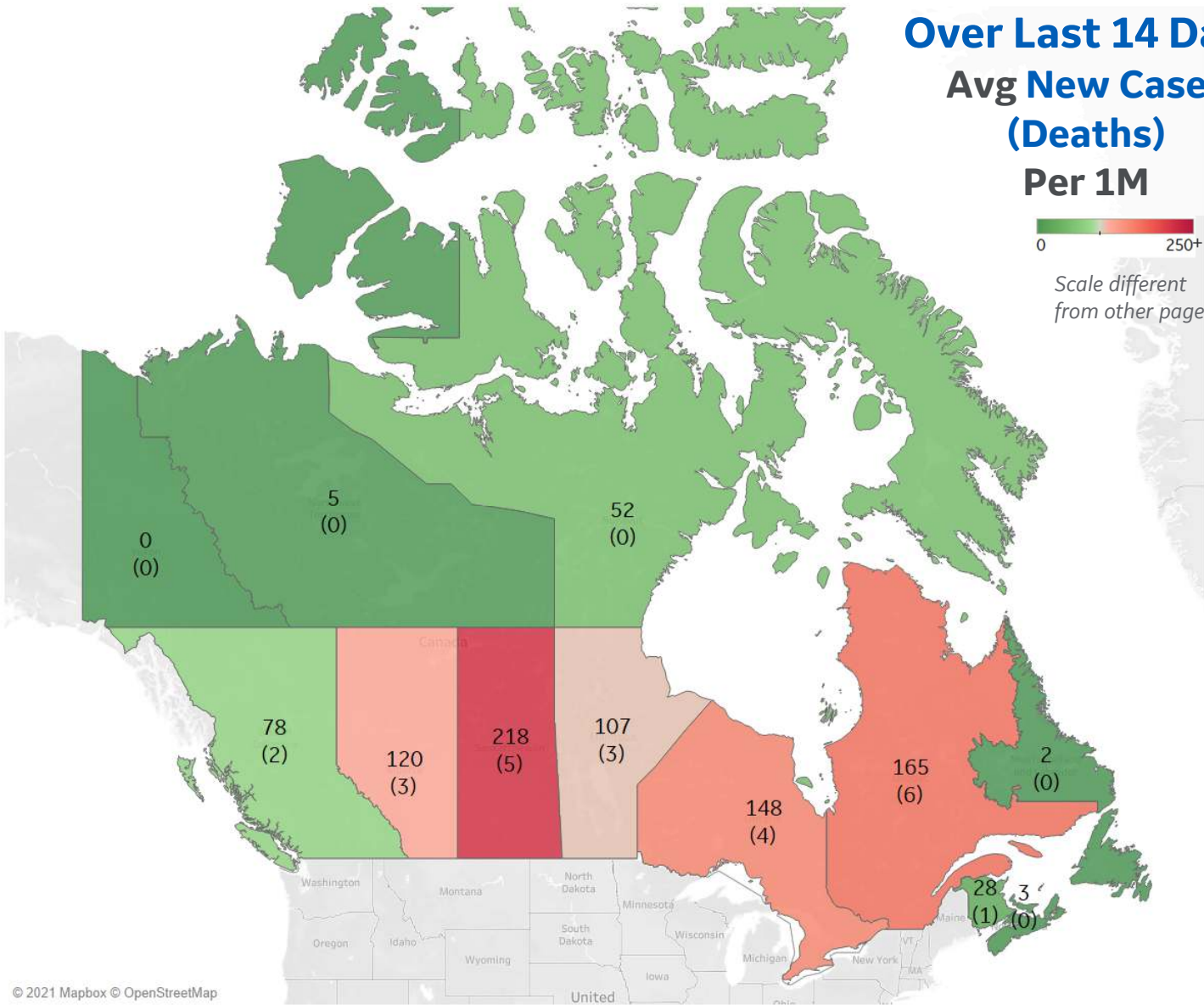
Saskatchewan	218
Quebec	165
Ontario	148
Alberta	120
Manitoba	107
British Columbia	78

\* Excludes regions with population < 1M

## Over Last 14 Days Avg New Cases (Deaths) Per 1M



Scale different  
from other pages







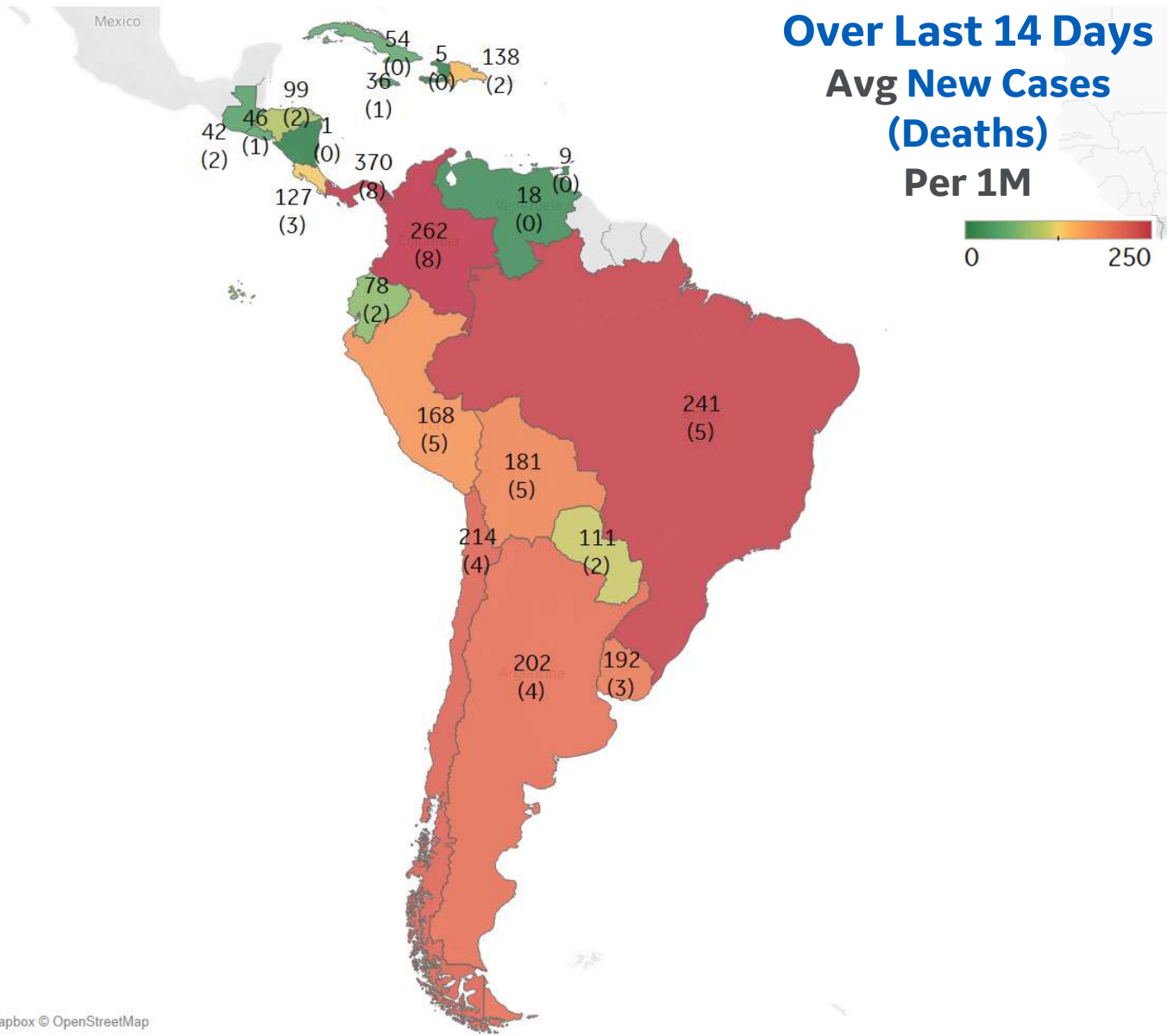
## Per 1M in Region

	Today	Change
Active Cases	2,865	-1.5%
Confirmed	116 new	+0.4%
Deaths	3 new	+0.3%
Recovered	157 new	+0.5%

## Most Daily New Cases / 1M

Panama	370
Colombia	262
Brazil	241
Chile	214
Argentina	202
Uruguay	192
Bolivia	181
Peru	168
Dom. Rep.	138
Costa Rica	127

\* Excludes regions with population < 1M





# Brazil

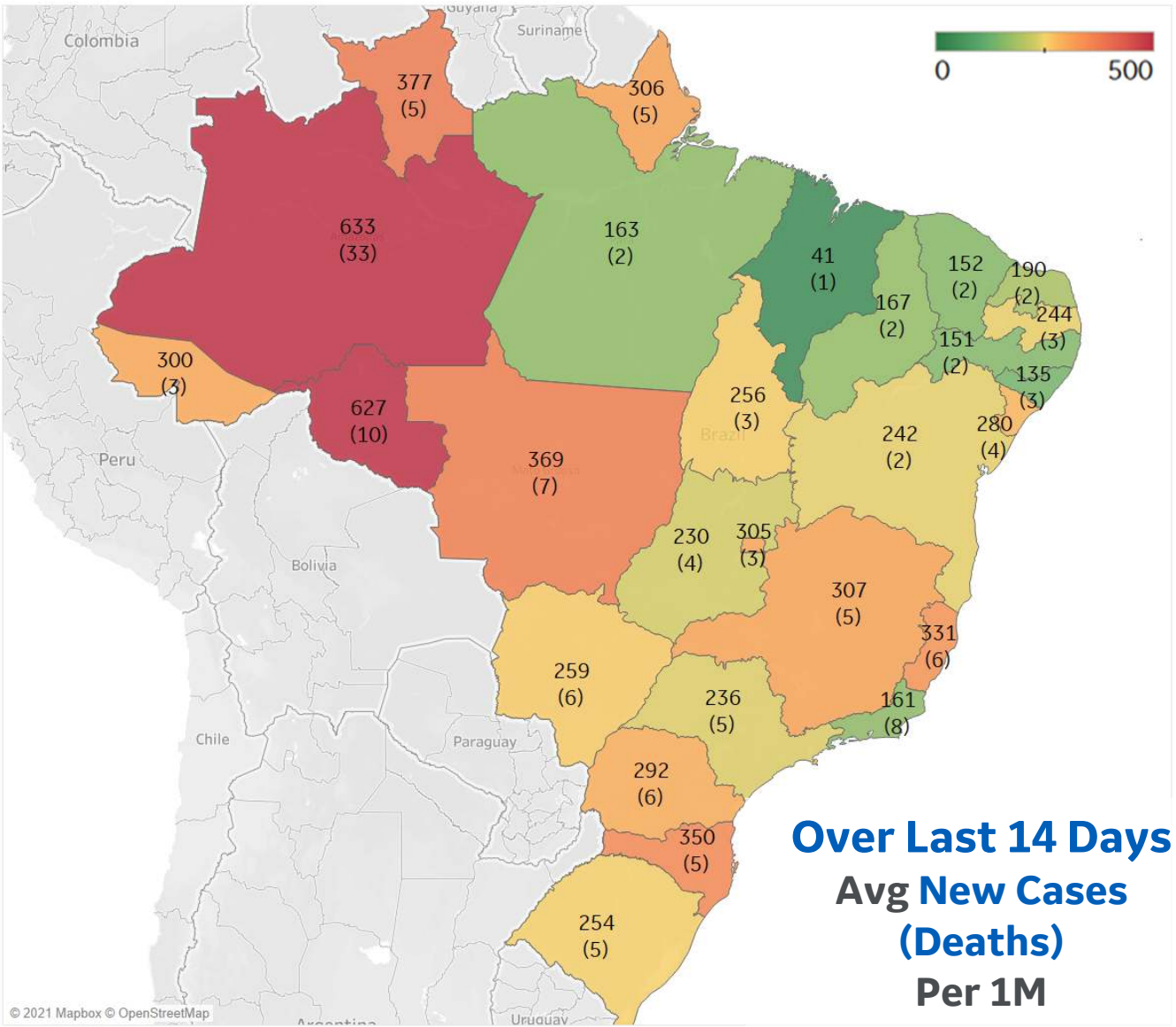
## Per 1M in Region

	Today	Change
Active Cases	3,782	-0.1%
Confirmed	131 new	+0.3%
Deaths	3 new	+0.2%
Recovered	130 new	+0.3%

## Most Daily New Cases / 1M

Amazonas	633
Rondônia	627
MatoGrosso	369
Santa Catarina	350
Espírito Santo	331
Minas Gerais	307
Distrito Federal	305
Paraná	292
Sergipe	280
MatoGrosso do ..	259

\* Excludes regions with population < 1M





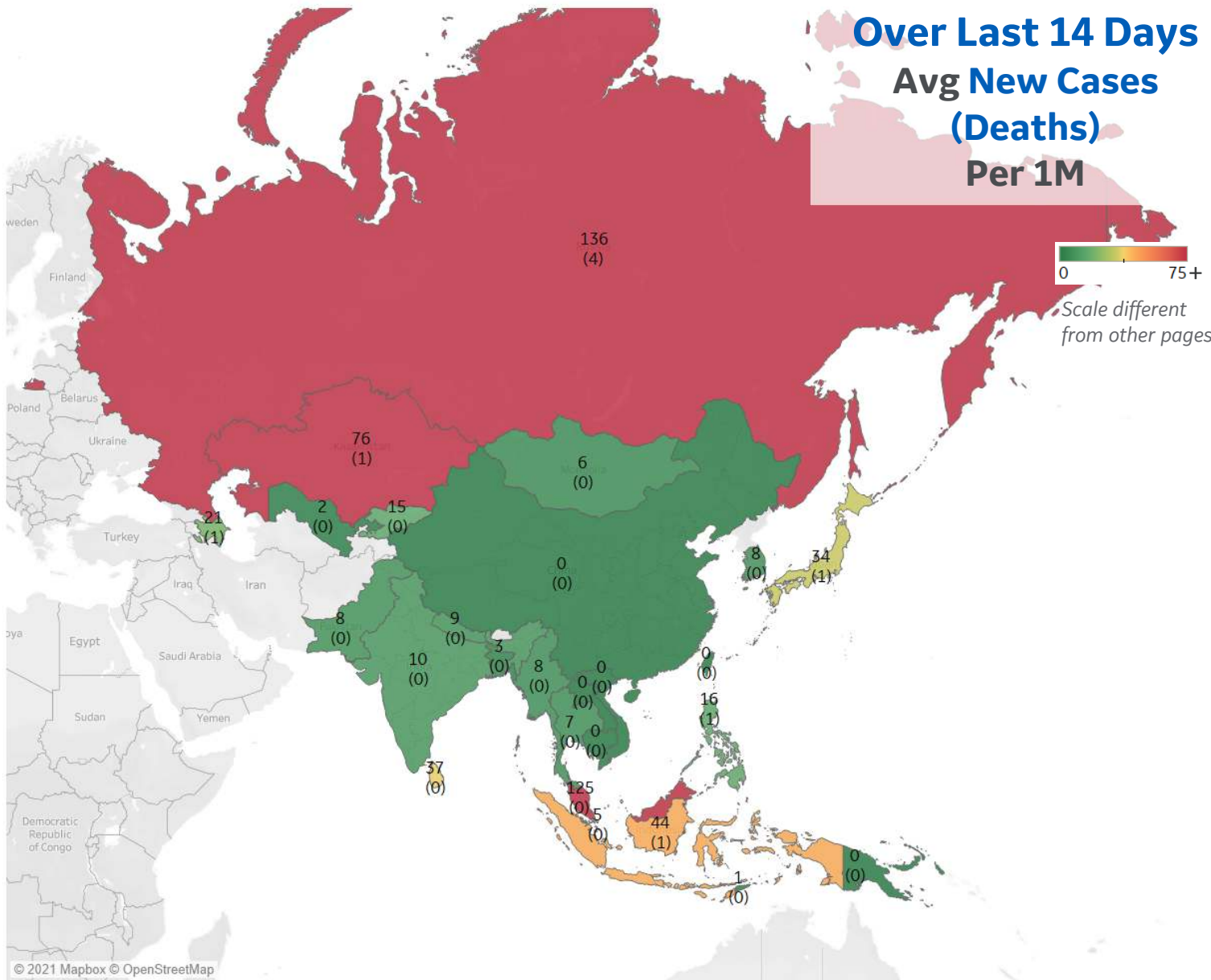
## Per 1M in Region

	Today	Change
Active Cases	254	-0.8%
Confirmed	13 new	+0.3%
Deaths	0.2 new	+0.3%
Recovered	15 new	+0.4%

## Most Daily New Cases / 1M

Russia	136
Malaysia	125
Kazakhstan	76
Indonesia	44
Sri Lanka	37
Japan	34
Azerbaijan	21
Philippines	16
Kyrgyzstan	15
India	10

\* Excludes regions with population < 1M





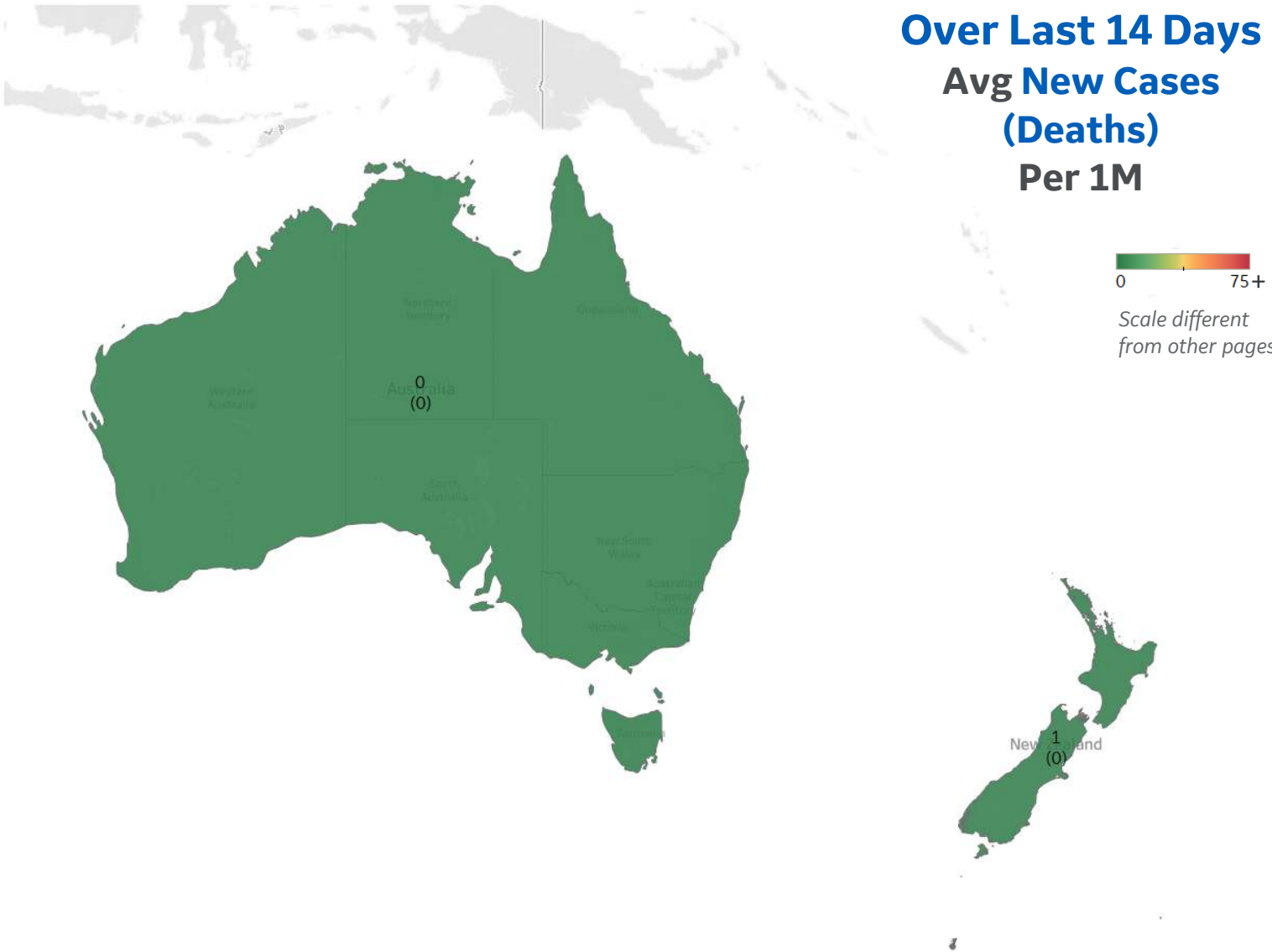


## Per 1M in Region

	Today	Change
Active Cases	61	+0%
Confirmed	0 new	+0%
Deaths	0 new	+0%
Recovered	0 new	+0%

## Most Daily New Cases / 1M

New Zealand	1
Australia	0





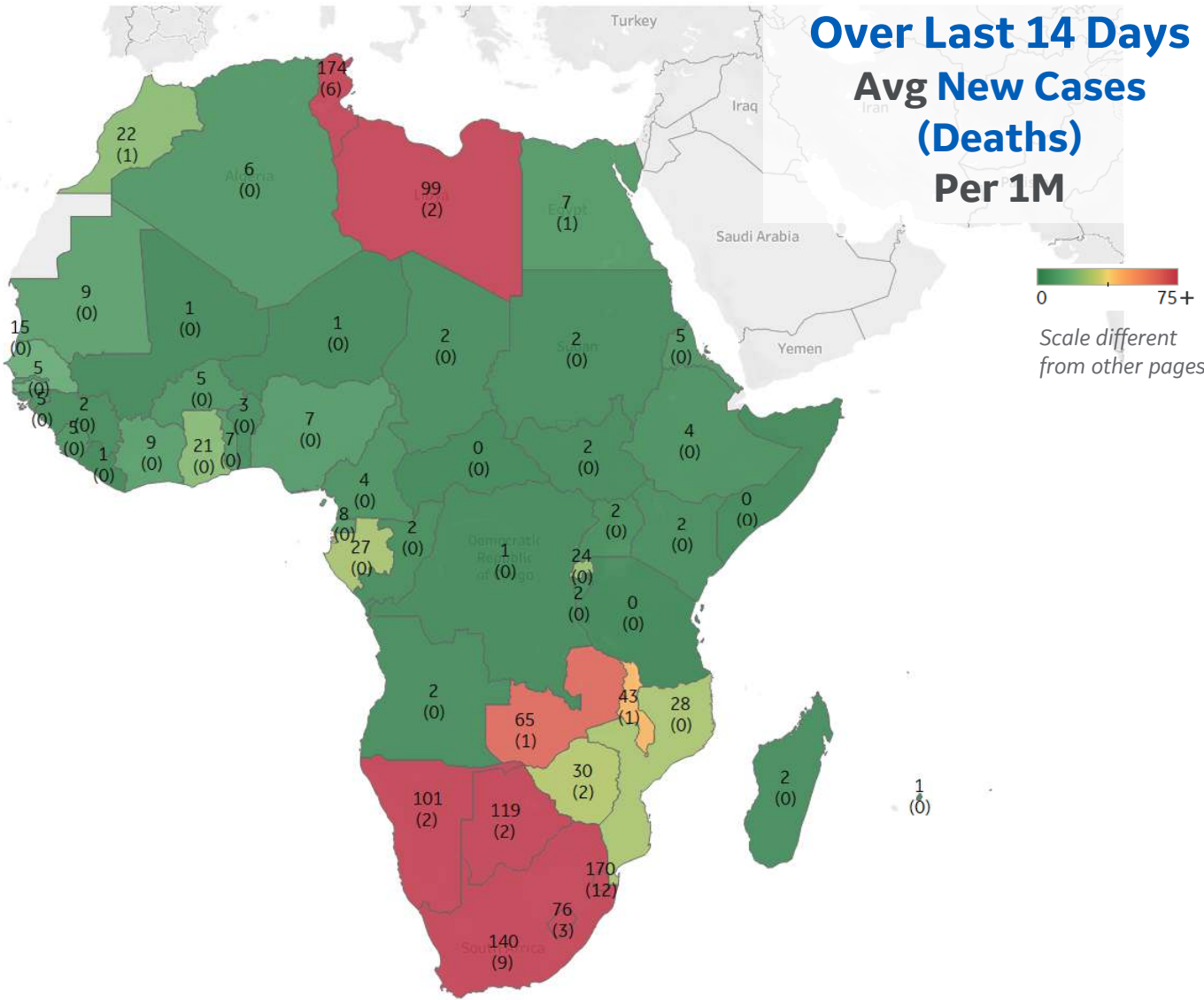
## Per 1M in Region

	Today	Change
Active Cases	319	-0.8%
Confirmed	12 new	+0.4%
Deaths	0.4 new	+0.6%
Recovered	14 new	+0.6%

## Most Daily New Cases / 1M

Tunisia	174
Eswatini	170
South Africa	140
Botswana	119
Namibia	101
Libya	99
Lesotho	76
Zambia	65
Malawi	43
Zimbabwe	30

\* Excludes regions with population < 1M





\*\* Per 1M = Per 1 Million Population unless otherwise noted

**Johns Hopkins Coronavirus Resource Center:**

<https://coronavirus.jhu.edu/map.html>

**Worldometer Coronavirus Reporting:**

<https://www.worldometers.info/coronavirus/>

**Public Health England:**

<https://www.gov.uk/government/publications/covid-19-track-coronavirus-cases>

**US Department of Homeland Security, Homeland Infrastructure Foundation-Level Data:**

<https://hifld-geoplatform.opendata.arcgis.com/datasets/hospitals>

**City of New York, NYC Health:**

<https://www1.nyc.gov/site/doh/covid/covid-19-data.page>

**Chicago Coronavirus Latest Data:**

<https://www.chicago.gov/city/en/sites/covid-19/home/latest-data.html>

**National Health Commission of the PRC:**

<http://www.nhc.gov.cn/xcs/yqtb/202003/bf66696029ba420098164607240074f8.shtml>

**CDC, Severe Outcomes Among Patients with Coronavirus Disease 2019 (COVID-19):**

<https://www.cdc.gov/mmwr/volumes/69/wr/mm6912e2.htm>

**Italian Department of Civil Protection, COVID Monitoring:**

<http://opendatadpc.maps.arcgis.com/apps/opsdashboard/index.html#/b0c68bce2cce478eaac82fe38d4138b1>

**The COVID Tracking Project:**

<https://covidtracking.com/data/>

**UK Office for National Statistics:**

<https://www.ons.gov.uk/peoplepopulationandcommunity/birthsdeathsandmarriages/deaths/bulletins/deathsregisteredweeklyinenglandandwalesprovisional/weekending24april2020>

**COVID-19 Information for Switzerland:**

<https://www.corona-data.ch/>

**European Centre for Disease Prevention and Control:**

<https://www.ecdc.europa.eu/en/publications-data/download-data-hospital-and-icu-admission-rates-and-current-occupancy-covid-19>

Worldwide Survival Rate, last 30d calculation =

$$\frac{[(Total\ Confirmed - Total\ Confirmed\ 30d\ ago) - (Total\ Deaths - Total\ Deaths\ 30d\ ago)]}{(Total\ Confirmed - Total\ Confirmed\ 30d\ ago)}$$

**Secretary of Health, Mexico:**

<https://www.gob.mx/salud/en>

**OECD Economic Outlooks, Statistics:**

[https://www.oecd-ilibrary.org/economics/data/oecd-economic-outlook-statistics-and-projections\\_eo-data-en](https://www.oecd-ilibrary.org/economics/data/oecd-economic-outlook-statistics-and-projections_eo-data-en)

**Public Health Authority of Sweden:**

<https://www.folkhalsomyndigheten.se/smittskydd-beredskap/utbrott/aktuella-utbrott/covid-19/bekraftade-fall-i-sverige>

**CDC Provisional COVID19 Deaths Counts**

<https://data.cdc.gov/NCHS/Provisional-COVID-19-Death-Counts-by-Sex-Age-and-S/9bhg-hcku>

**Canada Regional Data:**

<https://health-infobase.canada.ca/covid-19/epidemiological-summary-covid-19-cases.html#fn1>

**Canada Regional Populations (Q4 2019):**

<https://www150.statcan.gc.ca/t1/tbl1/en/tv.action?pid=1710000901>

**CDC COVID Data Tracker:**

<https://covid.cdc.gov/covid-data-tracker/#vaccinations>

**Oxford Government Response Tracker:**

<https://www.bsg.ox.ac.uk/research/research-projects/coronavirus-government-response-tracker>

**Bloomberg COVID Vaccine Tracker:**

<https://www.bloomberg.com/graphics/covid-vaccine-tracker-global-distribution/>