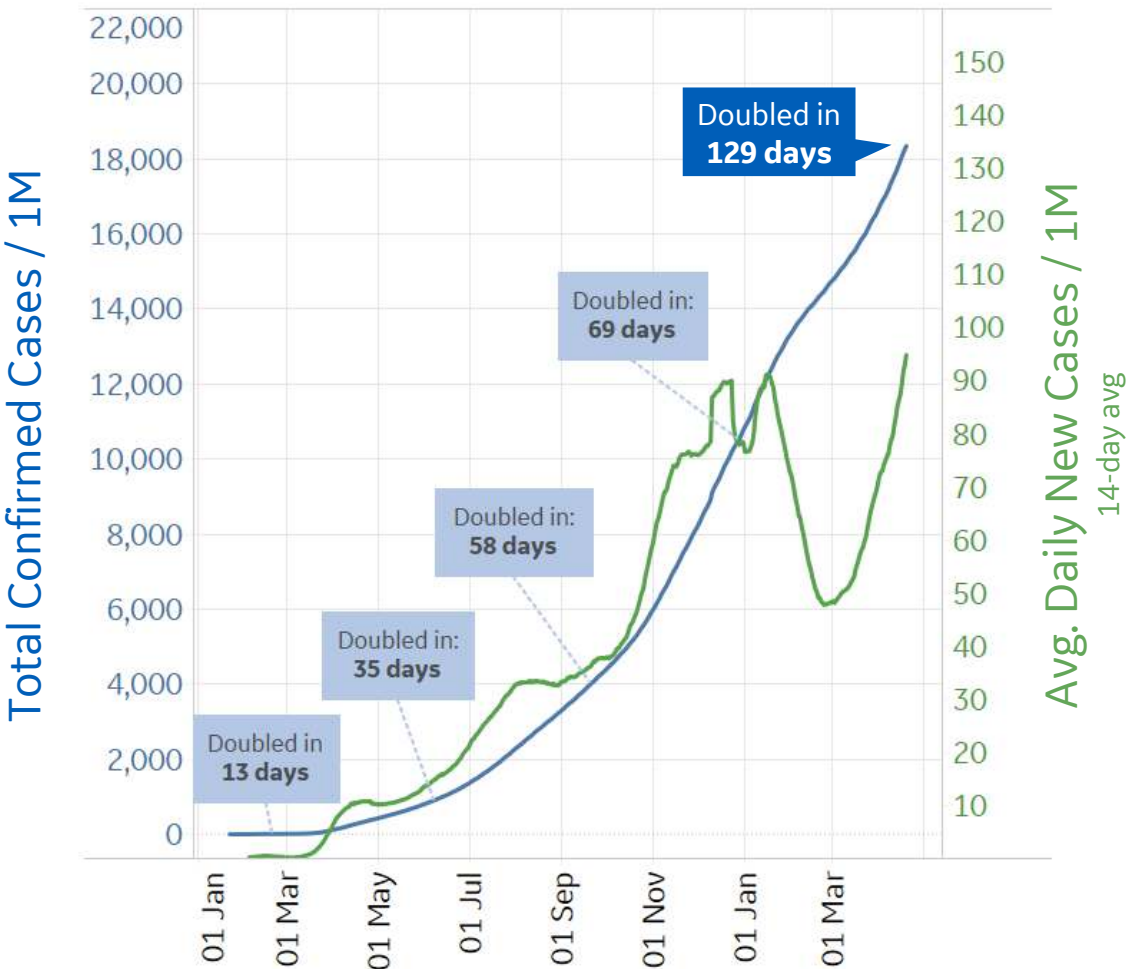




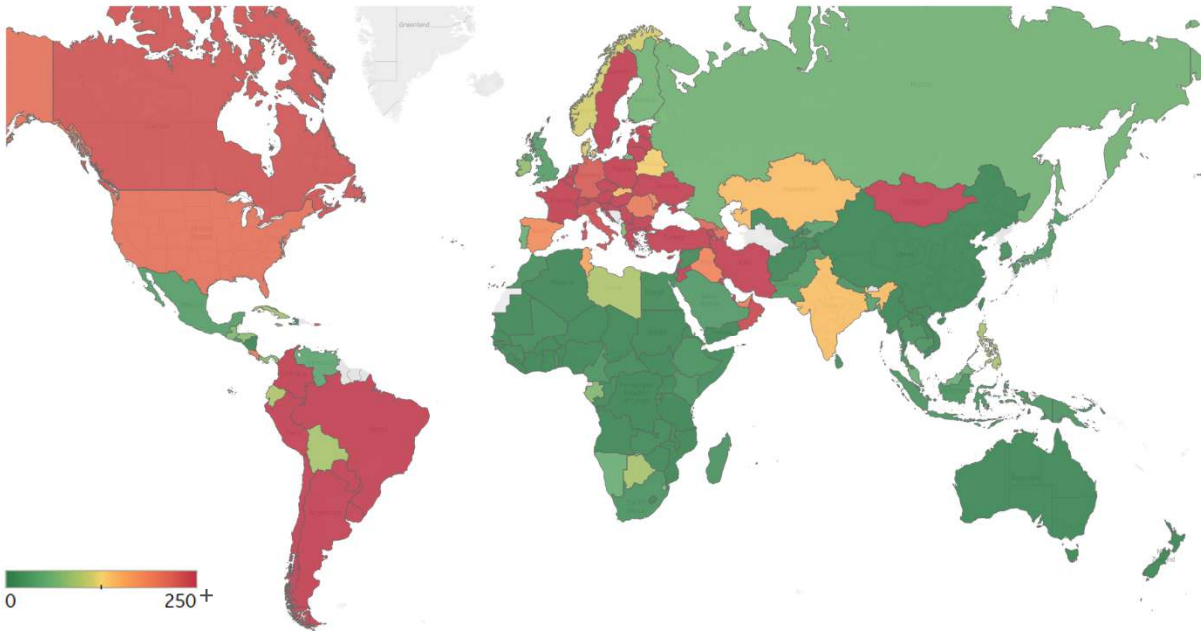
Global Confirmed & Active Cases

Trend since 22 Jan 2020



Avg. Daily New Cases / 1M

Over the last 14 days

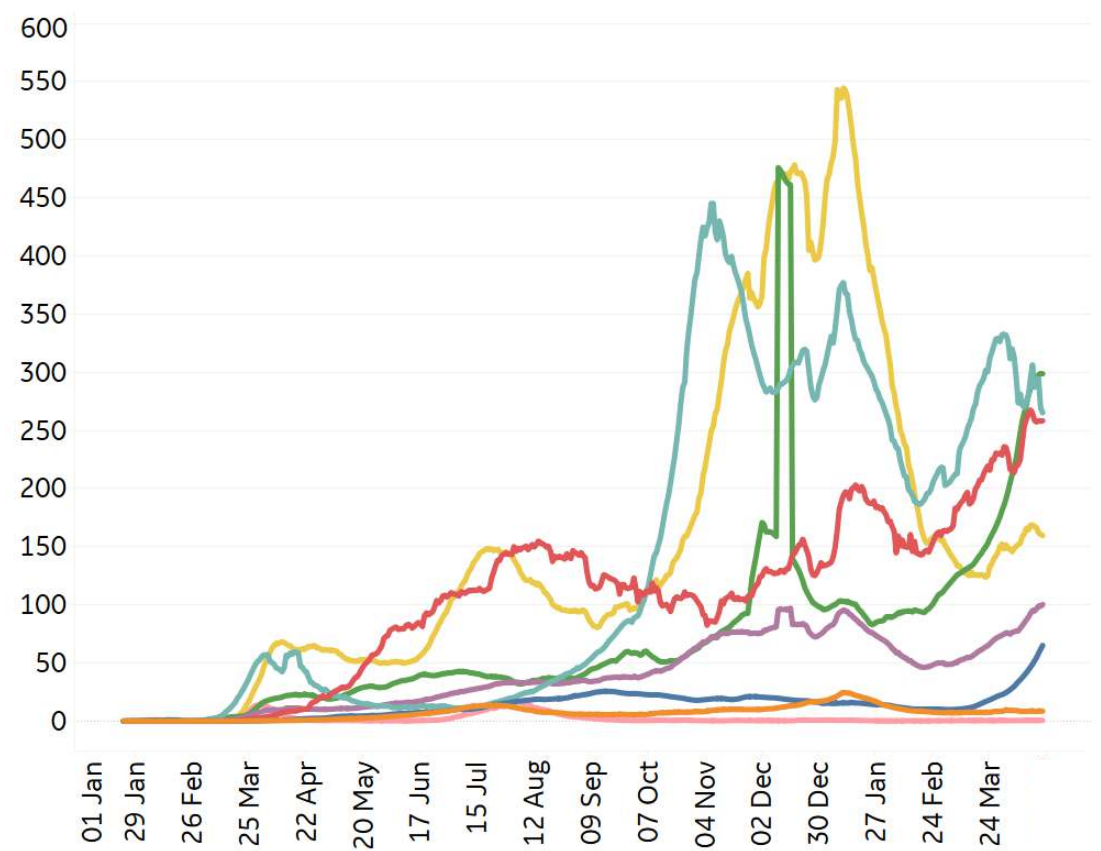


Per 1M:	New Today	Change from 30 days ago
Active	19	+14%
Confirmed	90	+16%
Deaths	1	+12%
Recovered	69	+17%
	To Date	Last 30 Days
Worldwide Survival Rate	97.9%	98.3%

Key **World** **North America** **Europe** **Middle East** **Cent & South America** **Asia** **Africa** **Oceania**

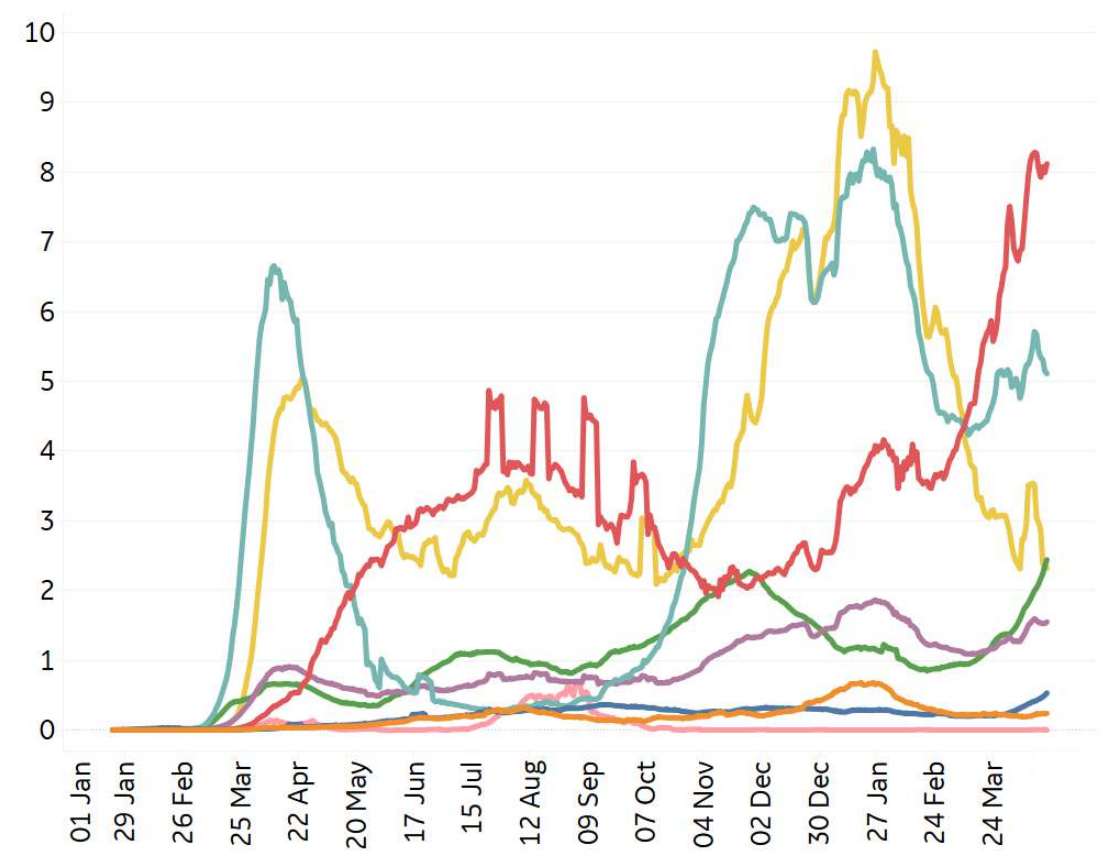
New Confirmed Cases / 1M

7-day rolling average



New Deaths / 1M

7-day rolling average



Large jump in Middle East confirmed cases due to batched reporting of 823,225 new cases in **Turkey on 10 Dec*



Top 50 Countries: Per 1M



1 - 25

	Average over last 7 days		Total Since 22 Jan			Change from 14d Ago in 14 day avg of daily new	
	New Confirmed	New Deaths	Total Confirmed	Estimated Recovered	Total Deaths	Confirmed	Deaths
Czechia	287	8	149,660	142,431	2,664	-43%	-34%
Hungary	413	25	77,967	68,783	2,627	-42%	-1%
Bos. and Herz.	281	20	58,264	51,352	2,420	-32%	-3%
Bulgaria	282	16	55,957	49,140	2,218	-35%	2%
North Macedo..	356	15	70,669	62,729	2,149	-21%	6%
Belgium	301	3	82,110	75,859	2,052	-24%	22%
Slovakia	128	14	68,881	64,881	2,046	-34%	9%
Slovenia	380	3	111,745	104,023	2,004	-16%	-20%
Italy	235	6	64,156	58,908	1,939	-28%	-1%
UK	37	0	64,905	62,592	1,879	-52%	-40%
Brazil	306	13	65,740	59,461	1,763	-1%	12%
Peru	236	10	51,795	46,484	1,745	-5%	50%
US	203	2	95,884	91,296	1,715	4%	-5%
Portugal	48	0	81,519	79,099	1,662	35%	-40%
Spain	178	2	73,326	69,174	1,649	42%	-41%
Poland	410	14	71,217	63,053	1,642	-34%	26%
Croatia	531	9	75,074	66,637	1,608	25%	74%
France	501	4	82,074	73,424	1,553	-13%	2%
EU	302	6	66,117	60,303	1,490	-15%	5%
Panama	75	1	83,676	81,202	1,434	-16%	-41%
Moldova	156	6	61,041	57,065	1,386	-47%	-30%
Lithuania	391	4	86,042	79,507	1,385	29%	20%
Romania	168	8	53,596	49,466	1,371	-31%	14%
Sweden	605	2	89,129	79,155	1,365	26%	23%
Colombia	321	7	52,417	46,925	1,351	85%	108%

26 - 50

	Average over last 7 days		Total Since 22 Jan			Change from 14d Ago in 14 day avg of daily new	
	New Confirmed	New Deaths	Total Confirmed	Estimated Recovered	Total Deaths	Confirmed	Deaths
Chile	362	6	59,182	52,695	1,322	4%	21%
Argentina	514	5	60,060	51,945	1,316	98%	67%
Armenia	265	7	70,469	65,205	1,314	-9%	11%
Switzerland	234	1	73,637	68,729	1,216	52%	4%
Kosovo	411	9	54,837	48,230	1,127	-6%	34%
Austria	263	3	66,124	61,184	1,102	-22%	12%
Latvia	282	5	59,133	54,166	1,090	10%	15%
Lebanon	283	5	74,925	69,379	1,020	-22%	-19%
Netherlands	454	1	83,782	76,593	1,001	1%	-7%
Georgia	257	2	74,185	70,218	990	85%	13%
Ireland	75	1	49,397	47,315	979	-26%	-9%
Ukraine	303	9	45,873	40,371	955	-2%	20%
Estonia	360	7	88,789	81,928	829	-40%	-2%
Jordan	283	6	67,576	61,857	814	-47%	-21%
Israel	17	1	96,726	95,692	733	-55%	-33%
Serbia	324	4	76,107	70,427	690	-33%	0%
West Bank an..	357	5	61,778	54,907	667	1%	28%
Uruguay	817	18	48,085	33,966	567	32%	146%
Turkey	711	4	51,264	41,420	430	61%	67%
Bahrain	620	3	97,038	87,678	353	17%	51%
Kuwait	327	1	60,530	55,518	341	10%	-31%
Cyprus	597	2	47,278	39,743	244	56%	88%
UAE	192	0	50,449	47,581	157	-10%	-34%
Qatar	321	3	68,543	63,847	134	30%	150%
Total World	100	2	18,343	16,625	391	27%	23%

Change from 14d ago:
Compares 14d-avgs. of Daily New Cases/Deaths
today with 14d-avgs. from 14d ago

Estimated Recovered: Cases 14d ago - Deaths today

Top 50 countries selected by Cases / 1M
Sorted by Total Deaths / 1M
Excluded countries with population < 1M



Top 50 Countries: Raw Volume

Updated 20 Apr 2021, 3:30 GMT

4

1 - 25

	Average over last 7 days		Total Since 22 Jan			Change from 14d Ago in 14 day avg of daily new	
	New Confirmed	New Deaths	Total Confirmed	Estimated Recovered	Total Deaths	Confirmed	Deaths
EU	134,497	2,470	29,438,476	26,850,002	663,546	-15%	5%
US	67,122	714	31,737,964	30,219,110	567,694	4%	-5%
Brazil	65,127	2,866	13,973,695	12,638,919	374,682	-1%	12%
Mexico	3,581	395	2,306,910	2,039,239	212,466	1%	31%
India	233,074	1,353	15,320,972	12,505,519	180,530	164%	178%
UK	2,545	25	4,406,114	4,249,105	127,524	-52%	-40%
Italy	14,200	376	3,878,994	3,561,701	117,243	-28%	-1%
Russia	8,587	374	4,657,509	4,433,928	104,173	-2%	-2%
France	32,727	292	5,357,229	4,792,632	101,339	-13%	2%
Germany	20,362	222	3,167,137	2,821,956	80,353	18%	51%
Spain	8,300	82	3,428,354	3,234,223	77,102	42%	-41%
Colombia	16,314	370	2,667,136	2,387,661	68,748	85%	108%
Iran	23,998	338	2,261,435	1,878,834	67,130	129%	161%
Poland	15,526	522	2,695,327	2,386,330	62,133	-34%	26%
Argentina	23,211	217	2,714,475	2,347,683	59,476	98%	67%
Peru	7,781	330	1,707,787	1,532,672	57,537	-5%	50%
South Africa	1,200	57	1,567,513	1,498,659	53,757	8%	-5%
Indonesia	5,354	130	1,609,300	1,494,400	43,567	-1%	-17%
Ukraine	13,255	392	2,006,197	1,765,572	41,755	-2%	20%
Turkey	60,003	298	4,323,596	3,493,334	36,267	61%	67%
Czechia	3,075	88	1,602,711	1,525,288	28,532	-43%	-34%
Romania	3,226	162	1,031,072	951,605	26,381	-31%	14%
Hungary	3,992	239	753,188	664,472	25,381	-42%	-1%
Chile	6,917	113	1,131,340	1,007,335	25,277	4%	21%
Belgium	3,485	40	951,626	879,182	23,782	-24%	22%

26 - 50

	Average over last 7 days		Total Since 22 Jan			Change from 14d Ago in 14 day avg of daily new	
	New Confirmed	New Deaths	Total Confirmed	Estimated Recovered	Total Deaths	Confirmed	Deaths
Canada	8,730	45	1,139,591	993,481	23,649	67%	46%
Ecuador	1,928	58	360,563	319,074	17,703	-1%	41%
Netherlands	7,774	24	1,435,601	1,312,410	17,150	1%	-7%
Portugal	494	4	831,221	806,548	16,946	35%	-40%
Pakistan	5,280	119	766,882	679,731	16,453	13%	55%
Philippines	9,931	128	945,745	787,350	16,048	8%	464%
Bulgaria	1,957	113	388,815	341,447	15,412	-35%	2%
Iraq	7,436	38	984,950	864,965	15,026	29%	12%
Sweden	6,105	24	900,138	799,403	13,788	26%	23%
Slovakia	700	77	376,067	354,228	11,172	-34%	9%
Switzerland	2,025	8	637,304	594,821	10,521	52%	4%
Bangladesh	4,466	96	723,221	633,942	10,497	11%	97%
Austria	2,370	31	595,540	551,050	9,922	-22%	12%
Japan	4,163	34	537,494	477,163	9,629	71%	8%
Morocco	525	6	505,949	489,377	8,952	17%	8%
Jordan	2,883	65	689,482	631,136	8,308	-47%	-21%
Lebanon	1,935	37	511,398	473,543	6,959	-22%	-19%
Saudi Arabia	952	10	405,940	386,543	6,834	58%	43%
Israel	151	5	837,218	828,262	6,341	-55%	-33%
Panama	322	3	361,044	350,367	6,189	-16%	-41%
Serbia	2,828	36	664,972	615,349	6,026	-33%	0%
Belarus	1,176	10	345,110	325,857	2,433	0%	9%
UAE	1,897	3	498,957	470,592	1,556	-10%	-34%
Malaysia	2,137	8	377,132	350,643	1,386	40%	60%
Total World	776,452	11,999	142,098,420	128,785,237	3,029,815	27%	23%

*Change from 14d ago:
Compares 14d-avgs. of Daily New Cases/Deaths
today with 14d-avgs. from 14d ago

Estimated Recovered: Cases 14d ago - Deaths today

Top 50 countries selected by Total Cases
Sorted by Raw Total Deaths
Excluded countries with population < 1M

N/A** due to inconsistent reporting of Recovered Cases



United States: Per 1M



1 - 25

	Average over last 7 days		Total Since 22 Jan			Change from 14d Ago in 14 day avg of daily new	
	New Confirmed	New Deaths	Total Confirmed	Estimated Recovered	Total Deaths	Confirmed	Deaths
New Jersey	403	4	110,450	101,874	2,833	-16%	9%
New York	306	3	103,011	95,652	2,654	-28%	-27%
Massachusetts	267	2	97,784	91,221	2,536	-9%	-64%
Rhode Island	522	2	136,843	128,872	2,502	13%	-12%
Mississippi	82	3	103,900	100,467	2,403	-5%	-1%
Arizona	83	1	117,391	113,723	2,357	17%	-33%
Connecticut	274	2	92,952	86,568	2,248	-13%	11%
Louisiana	108	2	97,520	93,883	2,214	17%	-5%
South Dakota	209	1	136,990	131,762	2,208	5%	0%
Alabama	100	2	106,566	103,224	2,201	9%	-25%
Pennsylvania	365	3	86,758	79,836	2,005	11%	21%
North Dakota	187	1	138,840	134,115	1,981	4%	160%
Indiana	190	2	105,282	100,769	1,965	30%	18%
New Mexico	102	2	93,226	89,940	1,911	7%	-11%
Illinois	248	2	102,914	97,433	1,892	28%	9%
Arkansas	61	2	110,514	107,826	1,888	1%	-51%
Iowa	143	1	114,211	110,281	1,866	-14%	-56%
Georgia	140	4	102,206	98,462	1,863	6%	-13%
S. Carolina	183	2	110,713	106,263	1,816	-5%	-15%
Michigan	743	6	88,403	76,298	1,802	24%	93%
Tennessee	229	1	122,393	117,868	1,769	22%	-30%
Nevada	120	2	100,947	97,394	1,743	39%	-8%
Texas	114	2	98,464	95,092	1,711	-2%	-31%
Oklahoma	68	1	112,624	109,867	1,692	-10%	957%
Kansas	76	1	105,658	102,932	1,686	5%	-65%

26 - 51

	Average over last 7 days		Total Since 22 Jan			Change from 14d Ago in 14 day avg of daily new	
	New Confirmed	New Deaths	Total Confirmed	Estimated Recovered	Total Deaths	Confirmed	Deaths
Delaware	385	3	104,283	97,534	1,645	20%	3%
Ohio	164	0	90,239	86,229	1,625	8%	-72%
Florida	315	3	101,181	95,487	1,605	19%	-18%
West Virginia	214	3	83,223	78,648	1,554	-4%	6%
DC	169	2	66,228	62,368	1,553	-6%	9%
California	61	2	94,171	91,663	1,545	1%	-42%
Missouri	-108	3	95,207	93,776	1,468	-103%	-3%
Montana	127	3	100,303	96,929	1,447	1%	54%
Kentucky	134	3	97,935	94,717	1,421	-4%	-53%
Maryland	211	2	72,227	67,753	1,418	6%	18%
Wisconsin	147	1	111,972	108,568	1,275	27%	-21%
Minnesota	345	2	98,883	92,301	1,260	41%	25%
Virginia	172	2	75,814	72,119	1,241	4%	1%
Wyoming	96	0	99,140	96,458	1,215	6%	-57%
N. Carolina	195	2	90,519	86,779	1,184	10%	-27%
Nebraska	167	0	111,979	108,427	1,145	-14%	-26%
Idaho	123	2	103,649	100,620	1,131	-17%	92%
Colorado	285	1	85,273	80,363	1,077	22%	34%
New Hampshire	268	1	67,502	62,407	934	5%	-34%
Washington	168	1	50,811	47,883	708	20%	7%
Utah	119	0	122,571	120,197	676	-5%	-54%
Oregon	161	1	41,632	39,042	583	56%	128%
Maine	350	2	42,809	38,103	571	66%	24%
Alaska	232	4	90,726	87,031	457	-5%	600%
Vermont	188	2	35,437	32,092	388	-24%	30%
Hawaii	69	0	23,182	21,864	335	-8%	-46%

*Change from 14d ago:
Compares 14d-avgs. of Daily New Cases/Deaths
today with 14d-avgs. from 14d ago
Estimated Recovered: Cases 14d ago - Deaths today

Sorted by Total Deaths / 1M

N/As due to states revising and updating case counts



United States: Raw Volume



1 - 25

	Average over last 7 days		Total Since 22 Jan			Change from 14d Ago in 14 day avg of daily new	
	New Confirmed	New Deaths	Total Confirmed	Estimated Recovered	Total Deaths	Confirmed	Deaths
California	2,404	79	3,720,901	3,621,816	61,045	1%	-42%
New York	5,959	60	2,003,938	1,860,769	51,627	-28%	-27%
Texas	3,297	55	2,855,052	2,757,290	49,618	-2%	-31%
Florida	6,756	59	2,173,138	2,050,835	34,471	19%	-18%
Pennsylvania	4,677	39	1,110,675	1,022,055	25,673	11%	21%
New Jersey	3,583	38	981,036	904,865	25,161	-16%	9%
Illinois	3,142	24	1,304,111	1,234,654	23,976	28%	9%
Georgia	1,490	37	1,085,161	1,045,413	19,784	6%	-13%
Ohio	1,917	0	1,054,807	1,007,938	18,991	8%	-72%
Michigan	7,416	60	882,871	761,978	17,996	24%	93%
Massachusetts	1,839	11	673,974	628,739	17,481	-9%	-64%
Arizona	602	10	854,453	827,757	17,153	17%	-33%
Indiana	1,279	11	708,779	678,399	13,226	30%	18%
N. Carolina	2,044	18	949,366	910,142	12,418	10%	-27%
Tennessee	1,561	9	835,842	804,941	12,081	22%	-30%
Alabama	492	11	522,512	506,128	10,790	9%	-25%
Virginia	1,464	16	647,111	615,576	10,595	4%	1%
Louisiana	503	7	453,351	436,444	10,293	17%	-5%
S. Carolina	944	11	570,032	547,117	9,352	-5%	-15%
Missouri	-662	18	584,326	575,545	9,010	-103%	-3%
Maryland	1,278	15	436,659	409,614	8,574	6%	18%
Connecticut	976	8	331,401	308,641	8,014	-13%	11%
Wisconsin	855	5	651,948	632,132	7,421	27%	-21%
Mississippi	243	8	309,223	299,005	7,153	-5%	-1%
Minnesota	1,946	10	557,665	520,546	7,104	41%	25%

26 - 51

	Average over last 7 days		Total Since 22 Jan			Change from 14d Ago in 14 day avg of daily new	
	New Confirmed	New Deaths	Total Confirmed	Estimated Recovered	Total Deaths	Confirmed	Deaths
Oklahoma	268	4	445,650	434,739	6,697	-10%	957%
Kentucky	599	13	437,543	423,164	6,347	-4%	-53%
Colorado	1,639	6	491,066	462,787	6,201	22%	34%
Iowa	450	4	360,345	347,943	5,886	-14%	-56%
Arkansas	184	5	333,511	325,399	5,699	1%	-51%
Washington	1,281	9	386,920	364,623	5,394	20%	7%
Nevada	370	5	310,933	299,989	5,368	39%	-8%
Kansas	222	3	307,816	299,873	4,911	5%	-65%
New Mexico	213	4	195,478	188,588	4,007	7%	-11%
West Virginia	384	6	149,147	140,948	2,785	-4%	6%
Rhode Island	553	2	144,966	136,522	2,651	13%	-12%
Oregon	677	3	175,592	164,668	2,460	56%	128%
Nebraska	323	-1	216,613	209,743	2,215	-14%	-26%
Utah	381	1	392,957	385,348	2,166	-5%	-54%
Idaho	219	4	185,227	179,814	2,022	-17%	92%
South Dakota	185	1	121,189	116,564	1,953	5%	0%
Delaware	375	3	101,547	94,975	1,602	20%	3%
Montana	136	3	107,202	103,596	1,546	1%	54%
North Dakota	142	1	105,805	102,204	1,510	4%	160%
New Hampshire	365	2	91,783	84,855	1,270	5%	-34%
DC	120	2	46,740	44,016	1,096	-6%	9%
Maine	470	2	57,545	51,219	767	66%	24%
Wyoming	56	0	57,378	55,826	703	6%	-57%
Hawaii	98	0	32,823	30,956	474	-8%	-46%
Alaska	170	3	66,370	63,667	334	-5%	600%
Vermont	117	1	22,112	20,025	242	-24%	30%

*Change from 14d ago:
Compares 14d-avgs. of Daily New Cases/Deaths
today with 14d-avgs. from 14d ago

Estimated Recovered: Cases 14d ago - Deaths today

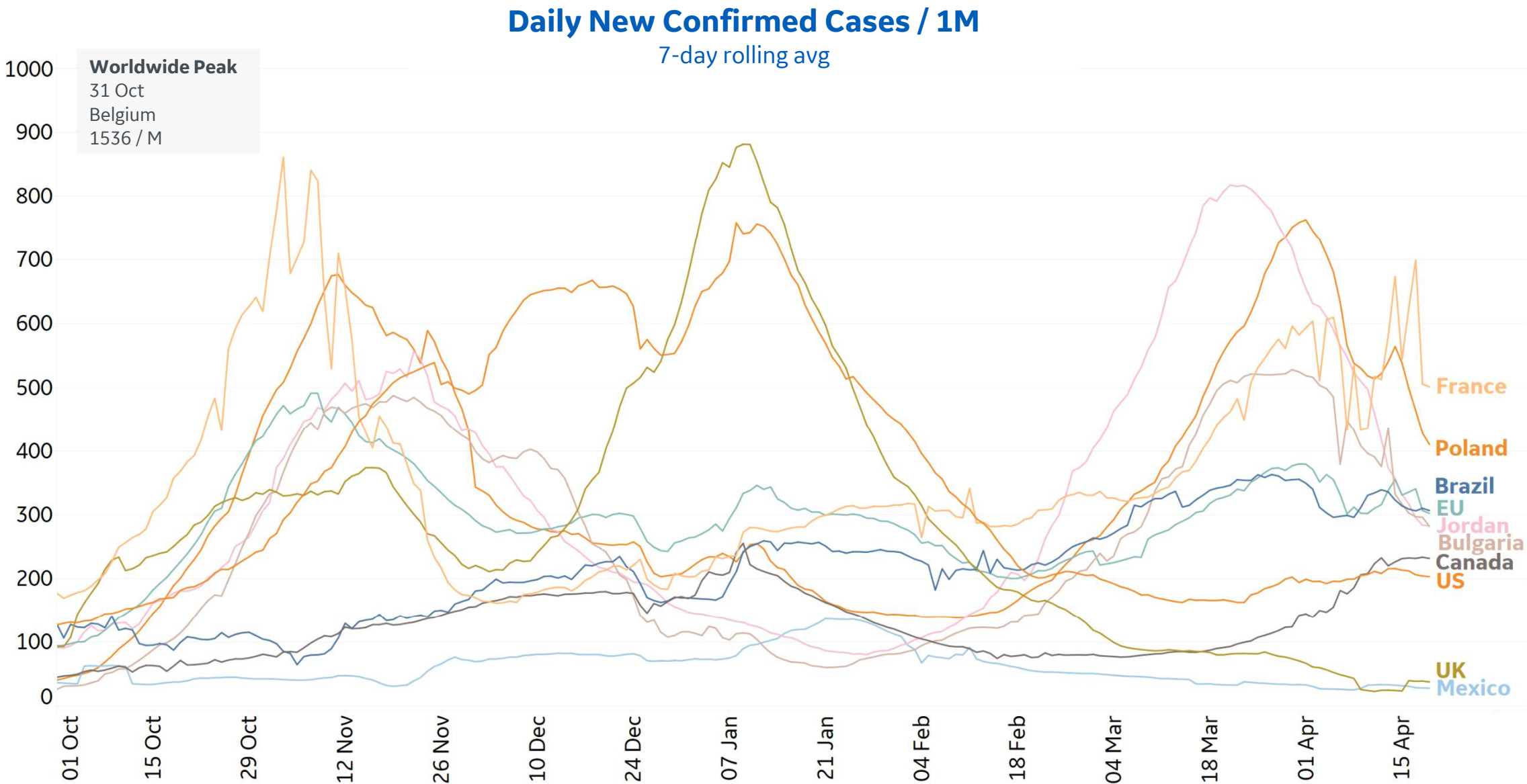
Sorted by Raw Total Deaths

N/As due to states revising and updating case counts



New Confirmed Cases in Select Countries

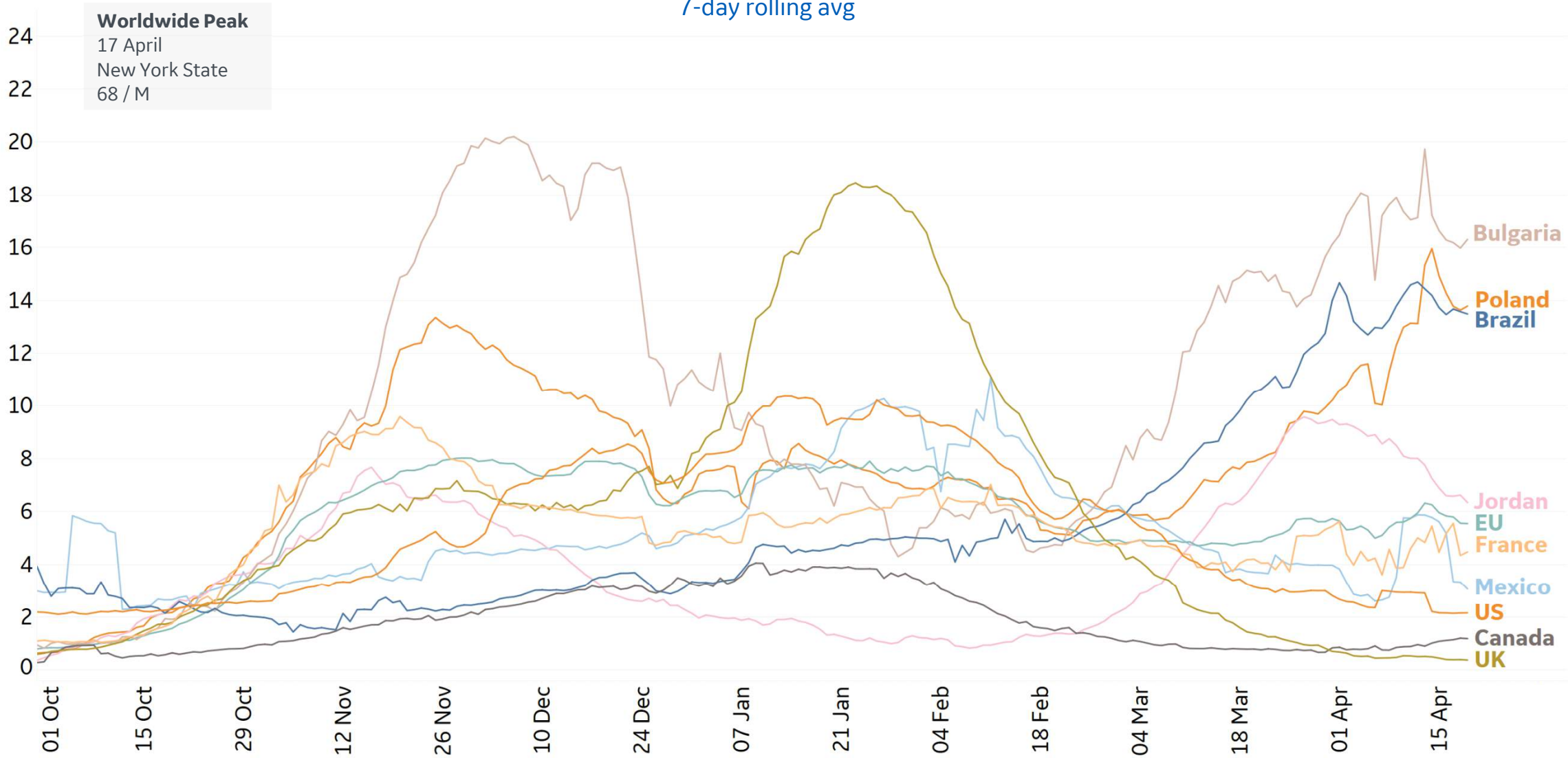
Updated 20 Apr 2021, 3:30 GMT 7





New Deaths in Select Countries

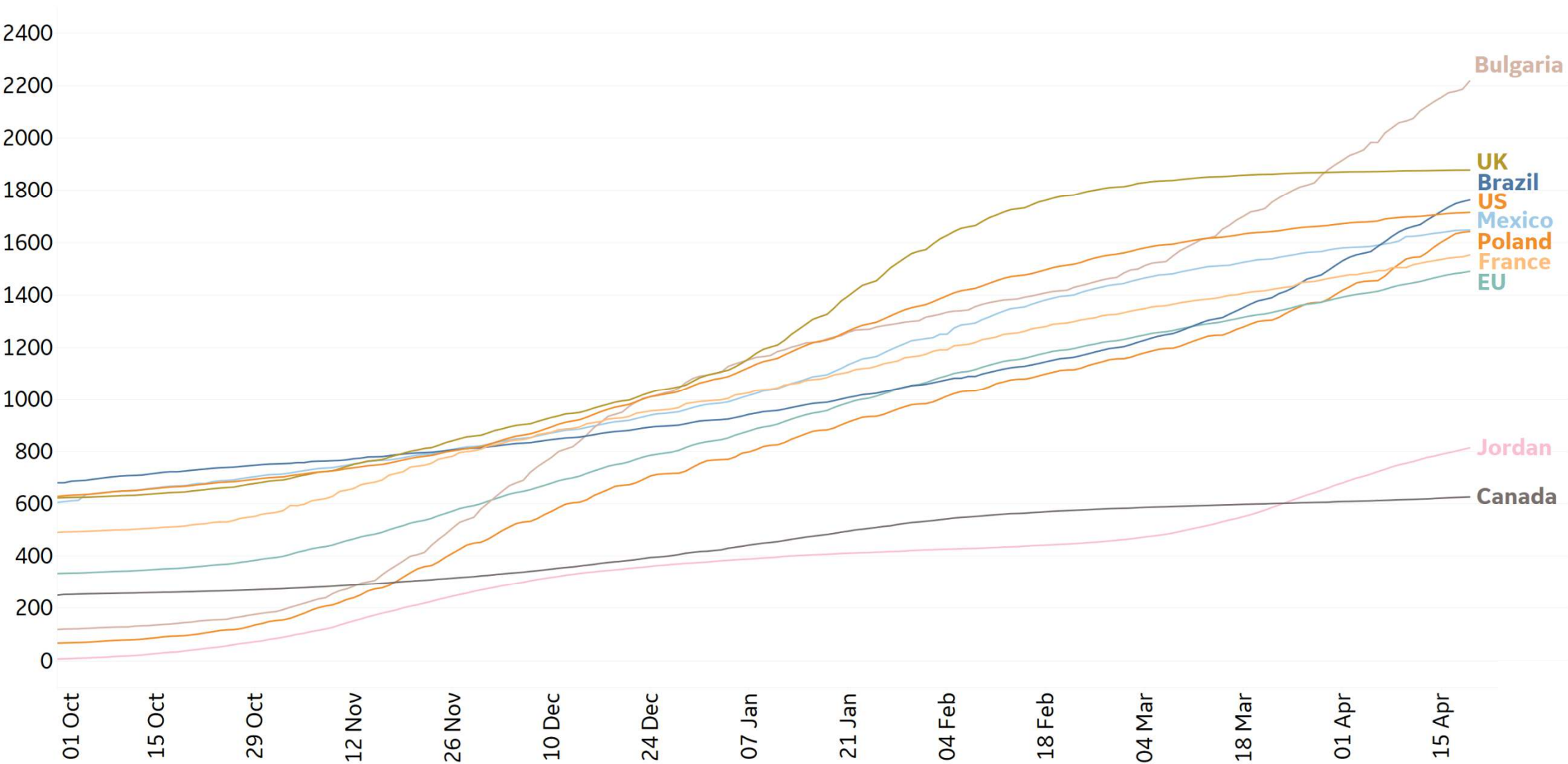
Daily New Deaths / 1M
7-day rolling avg





Cumulative Deaths in Select Countries

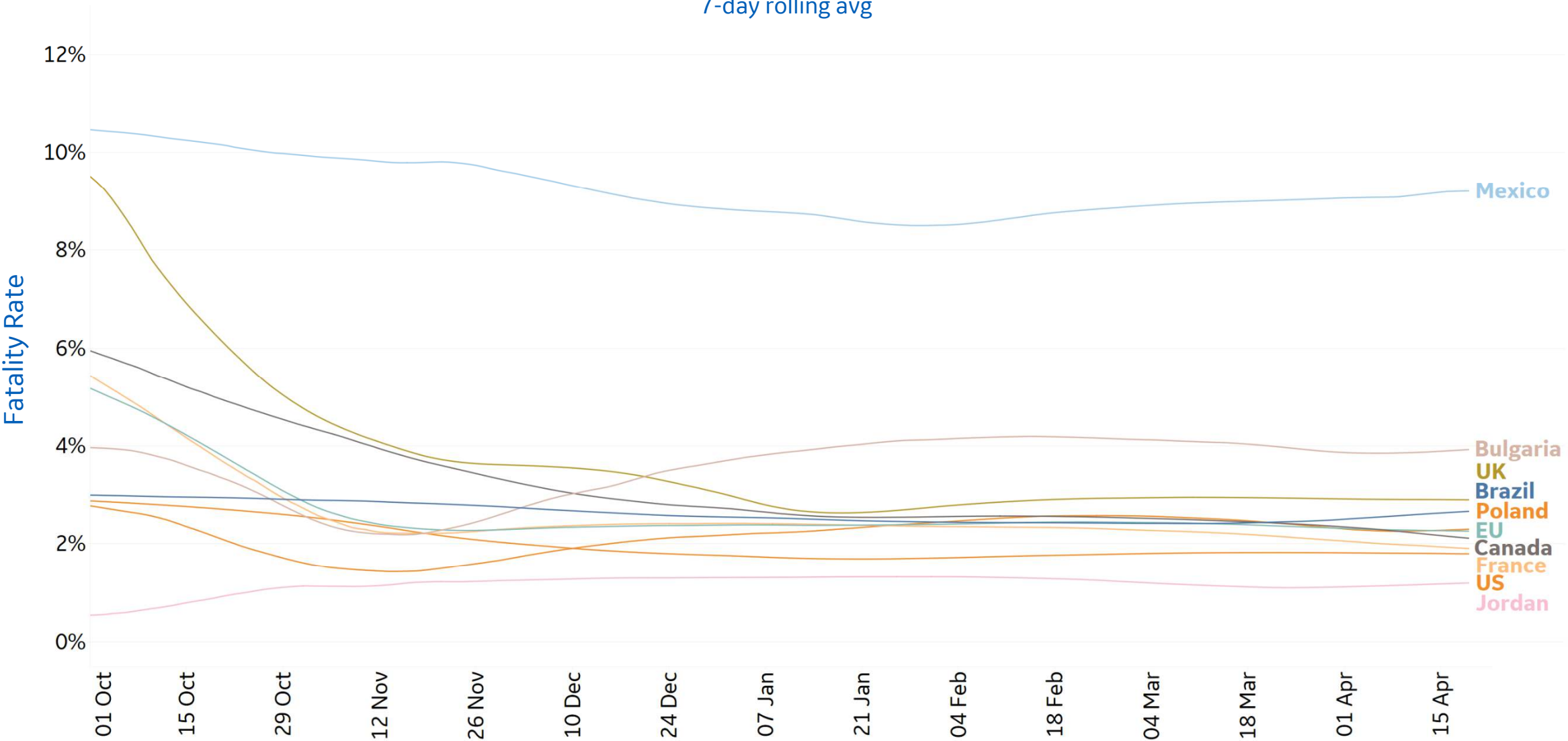
Cumulative Deaths / 1M





Fatality Rate in Select Countries

Deaths / Confirmed Cases
7-day rolling avg





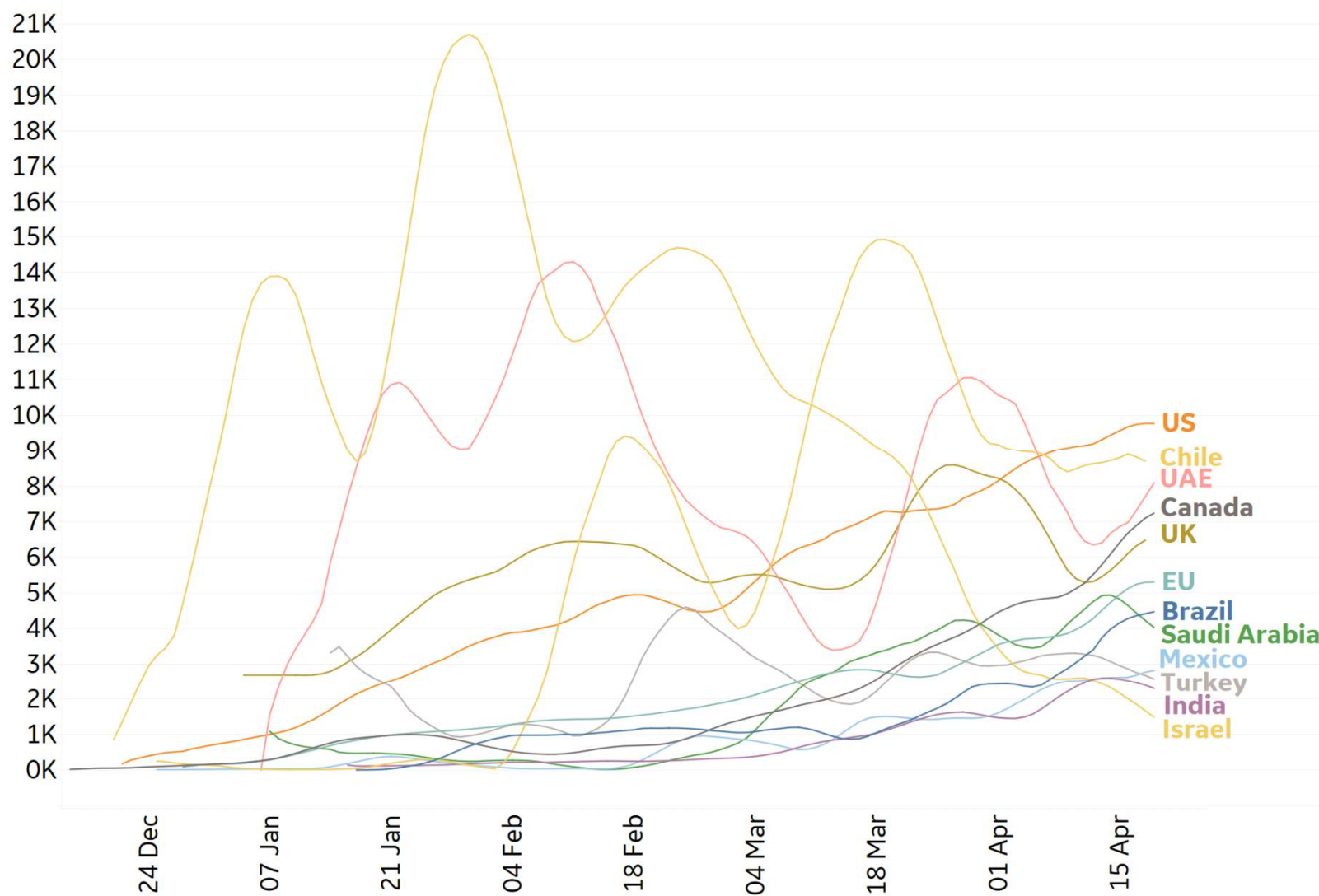
Daily & Total Vaccinations, Select Countries

Updated 20 Apr 2021, 3:30 GMT

11

Select countries with data available

Daily New Vaccinations / 1M, 7-day avg



	Total Vax per 1M	% of Population FULLY Vaccinated
Israel	1,194,742	57.6%
UAE	978,242	
Chile	688,630	28.4%
US	639,213	25.8%
UK	634,659	15.0%
Hungary	488,363	14.5%
Spain	274,915	7.3%
Canada	271,405	2.5%
Germany	267,101	6.7%
Portugal	263,025	6.7%
France	262,014	7.0%
Italy	257,332	7.5%
EU	256,442	6.9%
Turkey	238,033	9.3%
Saudi Arabia	209,801	
Brazil	158,804	4.2%
Mexico	111,439	3.0%
India	92,122	1.3%

*Total Vax and % Fully Vaccinated use most current reported data per country



US State Vaccinations to Date



State	% Fully Vaccinated	% Rec'd at Least 1 Dose	Population
Maine	33.3%	49.5%	1,344,212
New Mexico	32.6%	48.1%	2,096,829
Alaska	32.2%	39.8%	731,545
Connecticut	32.2%	49.4%	3,565,287
Rhode Island	31.9%	45.6%	1,059,361
Vermont	31.6%	47.9%	623,989
South Dakota	31.4%	43.1%	884,659
New Jersey	30.1%	46.4%	8,882,190
Massachusetts	29.9%	48.9%	6,892,503
North Dakota	29.8%	38.0%	762,062
Wisconsin	29.5%	42.8%	5,822,434
New York	29.0%	43.2%	19,453,561
Minnesota	28.8%	42.2%	5,639,632
Iowa	28.7%	41.2%	3,155,070
Hawaii	28.7%	39.8%	1,415,872
New Hampshire	28.6%	58.4%	1,359,711
Maryland	28.1%	43.1%	6,045,680
Montana	28.0%	38.5%	1,068,778
Kentucky	27.8%	38.9%	4,467,673
Nebraska	27.7%	40.8%	1,934,408
Washington	27.5%	40.9%	7,614,893
Virginia	27.0%	42.4%	8,535,519
Kansas	26.8%	40.3%	2,913,314
Ohio	26.7%	37.9%	11,689,100
West Virginia	26.6%	34.6%	1,792,147

25.3%
Total US population
fully vaccinated
(**253,393** per million)

39.2%
Total US population
having received
at least 1 dose
(**392,330** per million)

Fully vaccinated people are persons who
have received all doses required per vaccine

State	% Fully Vaccinated	% Rec'd at Least 1 Dose	Population
Oklahoma	26.5%	37.1%	3,956,971
Pennsylvania	26.5%	43.4%	12,801,989
Michigan	26.3%	38.8%	9,986,857
Colorado	26.2%	42.5%	5,758,736
Delaware	26.1%	41.9%	973,764
Illinois	25.6%	42.2%	12,671,821
California	25.4%	43.7%	39,512,223
Oregon	25.3%	39.3%	4,217,737
North Carolina	25.0%	36.6%	10,488,084
Arizona	24.8%	37.7%	7,278,717
Nevada	24.4%	36.8%	3,080,156
Florida	24.3%	38.2%	21,477,737
Wyoming	24.2%	32.2%	578,759
South Carolina	23.6%	34.6%	5,148,714
Louisiana	23.6%	31.0%	4,648,794
Idaho	23.4%	32.2%	1,787,065
Missouri	23.3%	34.5%	6,137,428
Indiana	23.0%	33.4%	6,732,219
Texas	22.6%	35.3%	28,995,881
Arkansas	21.7%	33.6%	3,017,804
Mississippi	21.3%	29.4%	2,976,149
Tennessee	20.6%	32.1%	6,829,174
Utah	20.1%	36.3%	3,205,958
Georgia	19.5%	32.7%	10,617,423
Alabama	19.3%	30.3%	4,903,185



	Today	Change
Active Cases	21,521	+0.01%
Confirmed	211 new	+0.4%
Deaths	4 new	+0.4%
Recovered	204 new	+0.7%

	Today	Change
Active Cases	21,521	+0.01%
Confirmed	211 new	+0.4%
Deaths	4 new	+0.4%
Recovered	204 new	+0.7%

Turkey	672
Bahrain	643
Sweden	615
Cyprus	521
France	507
Croatia	488
Hungary	468
Poland	466
Netherlands	442

Over Last 14 Days
Avg New Cases
(Deaths)
Per 1M

0 400

N/As due to countries revising and updating case counts

N/As due to countries revising and updating case counts



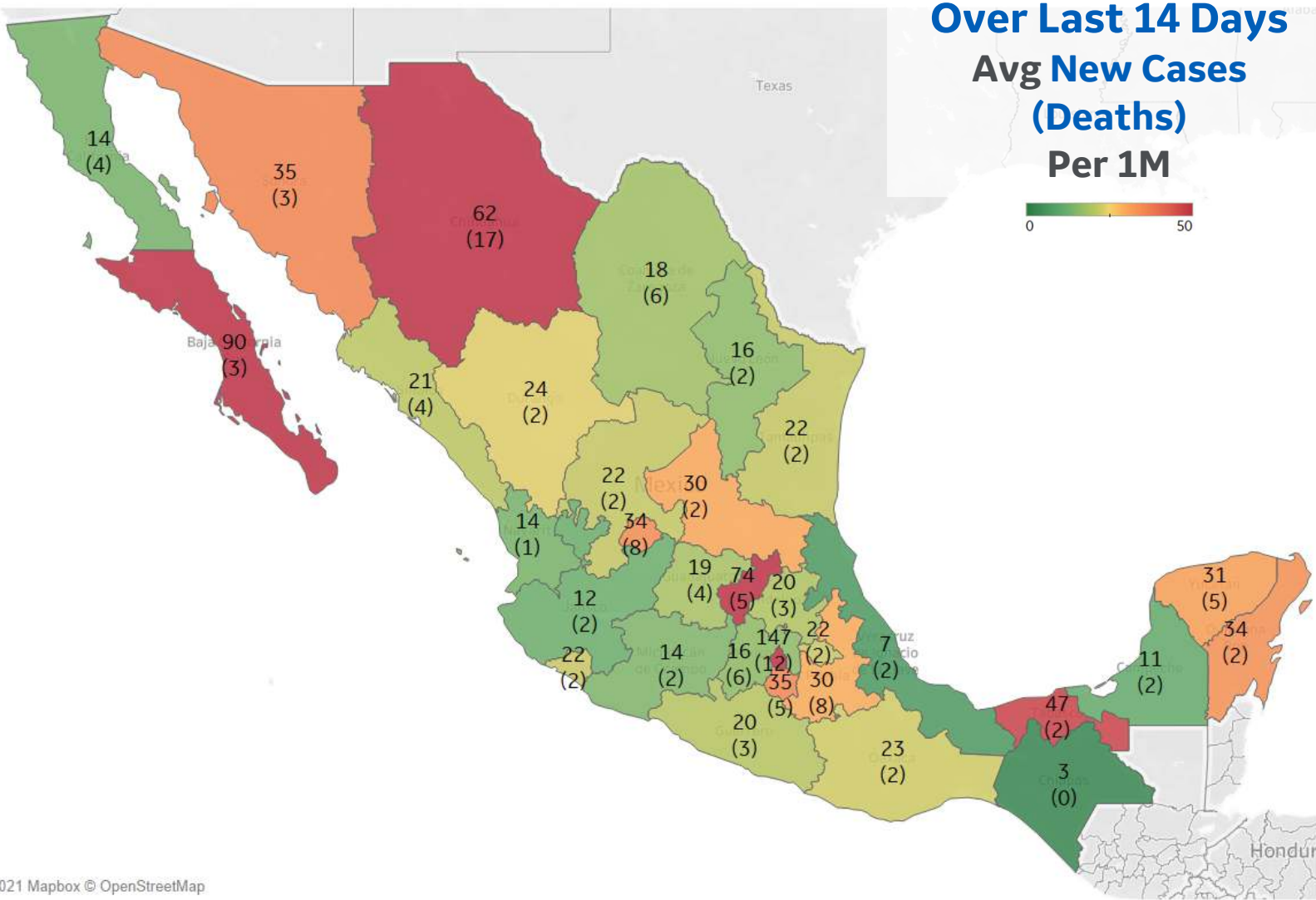
Mexico

Per 1M in Region

	Today	Change
Active Cases	2,553	+0.4%
Confirmed	10 new	+0.1%
Deaths	1 new	+0.1%
Recovered	0 new	+0.0%

Most Daily New Cases / 1M

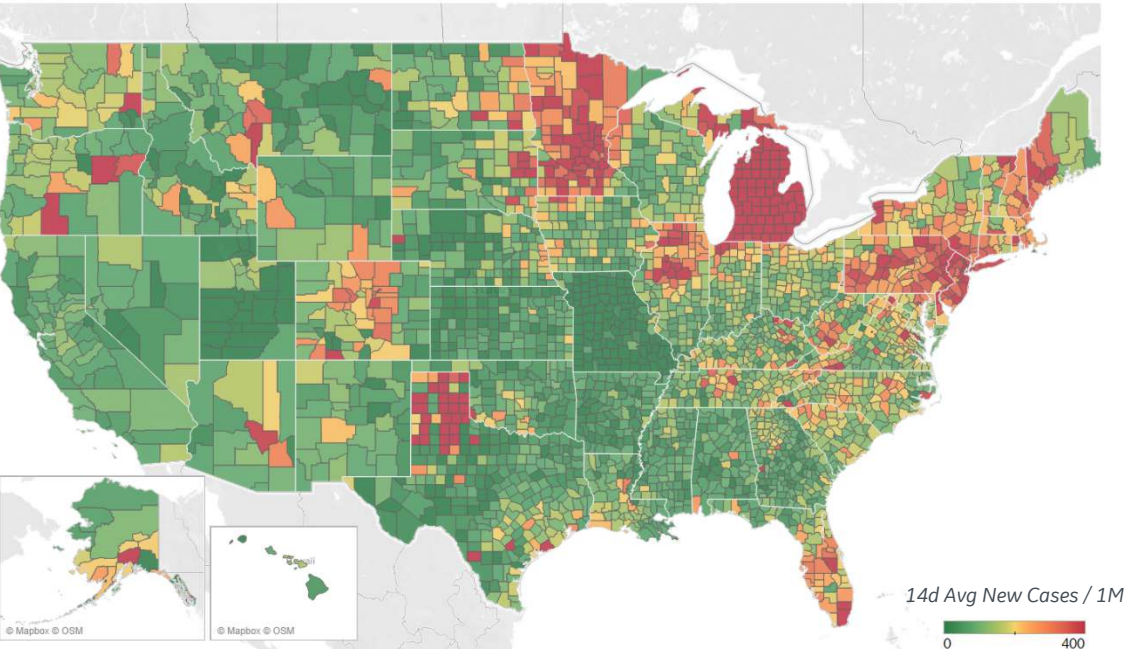
Distrito Federal	147
Baja California Sur	90
Querétaro	74
Chihuahua	62
Tabasco	47
Sonora	35
Morelos	35
Aguascalientes	34
Quintana Roo	34
Yucatán	31





US Counties: Recent Cases and Deaths

Average New Cases per 1M Over Last 14 Days

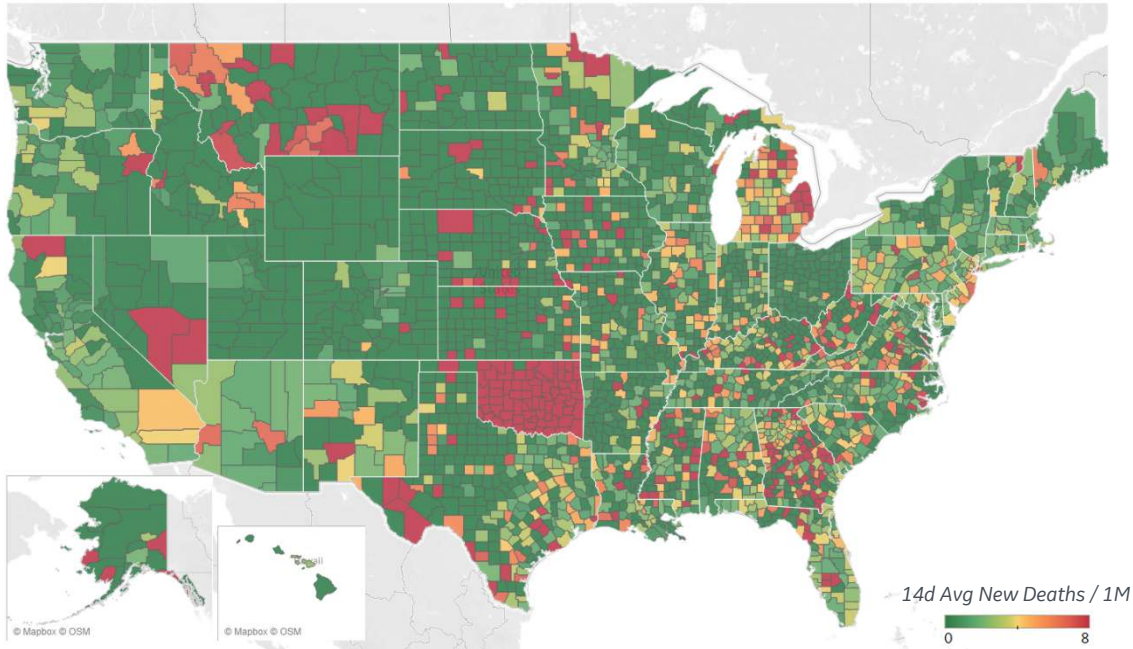


Top 10 by New Confirmed

Avg New Confirmed Cases / 1M

Macomb County, MI	954
Genesee County, MI	892
Wayne County, MI	799
Ottawa County, MI	766
Oakland County, MI	704
Kent County, MI	672
Kalamazoo County, MI	571
Ingham County, MI	552
Passaic County, NJ	551
Washtenaw County, MI	526

Average New Deaths per 1M Over Last 14 Days



Top 10 by New Deaths

Avg New Deaths/ 1M

Oklahoma County, OK	30
Tulsa County, OK	25
Cleveland County, OK	21
Genesee County, MI	7
Ocean County, NJ	7
Hudson County, NJ	6
Wayne County, MI	6
Macomb County, MI	6
New York City*	6
Passaic County, NJ	6

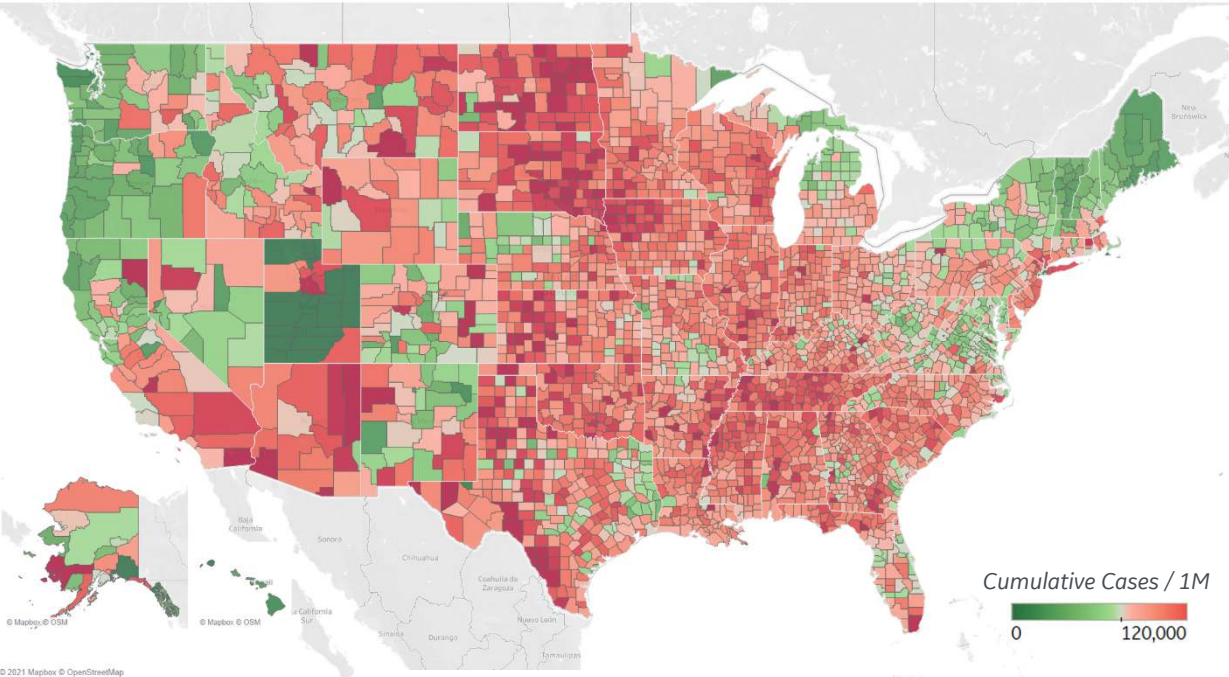
Note: Lists includes counties
≥ 250K population



US Counties: Cumulative Cases and Deaths

Updated 20 Apr 2021, 3:30 GMT 16

Confirmed **Cases** per 1M to date

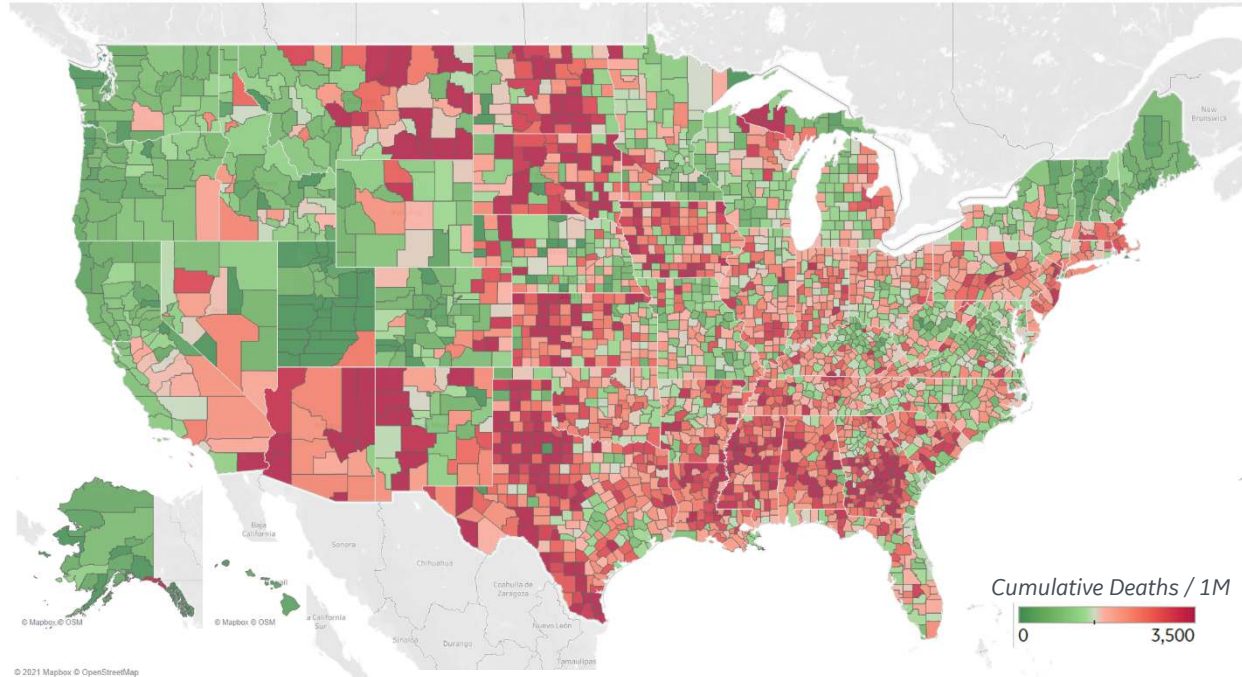


Top 10 Counties

Total Confirmed Cases / 1M

Miami-Dade County, FL	173,576
El Paso County, TX	157,819
Lubbock County, TX	156,941
Webb County, TX	156,789
Utah County, UT	148,252
Providence County, RI	144,754
Rockland County, NY	140,395
Passaic County, NJ	138,809
Greenville County, SC	138,400
San Bernardino County, CA	135,262

Reported **Deaths** per 1M to date



Top 10 Counties

Total Reported Deaths / 1M

New York City*	5,988
Cameron County, TX	3,779
Passaic County, NJ	3,667
Essex County, NJ	3,567
Union County, NJ	3,412
Ocean County, NJ	3,406
Hudson County, NJ	3,253
Hidalgo County, TX	3,228
Hampden County, MA	3,176
El Paso County, TX	3,124

Note: Lists includes counties $\geq 250K$ population

* New York City counties aggregated into one reporting area



Per 1M in Region

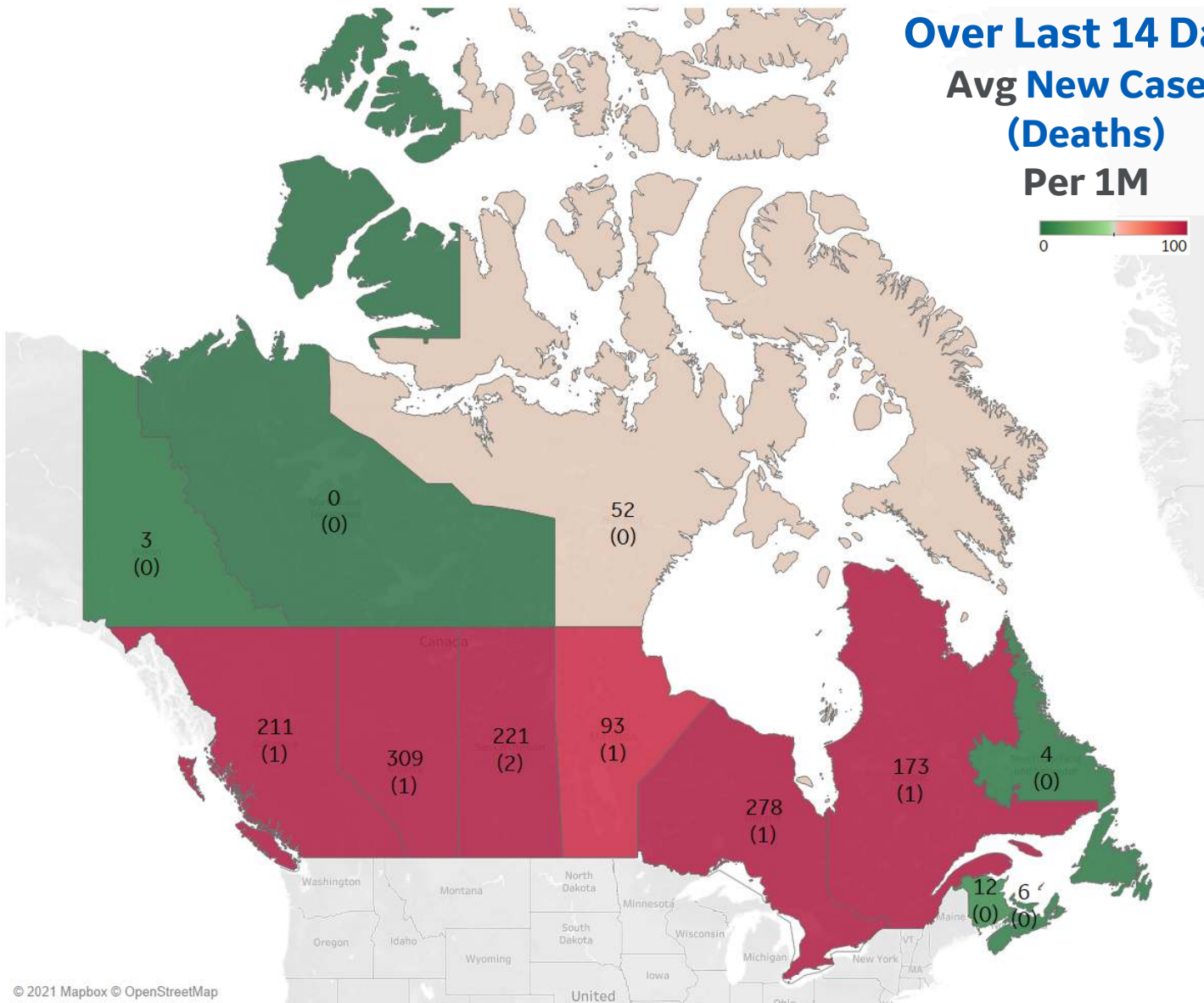
	Today	Change
Active Cases	2,271	+0.03%
Confirmed	271 new	+0.9%
Deaths	1 new	+0.2%
Recovered	269 new	+1.0%

Most Daily New Cases / 1M

Alberta	309
Ontario	278
Saskatchewan	221
British Columbia	211
Quebec	173
Manitoba	93

* Excludes regions with population < 1M

Over Last 14 Days Avg New Cases (Deaths) Per 1M





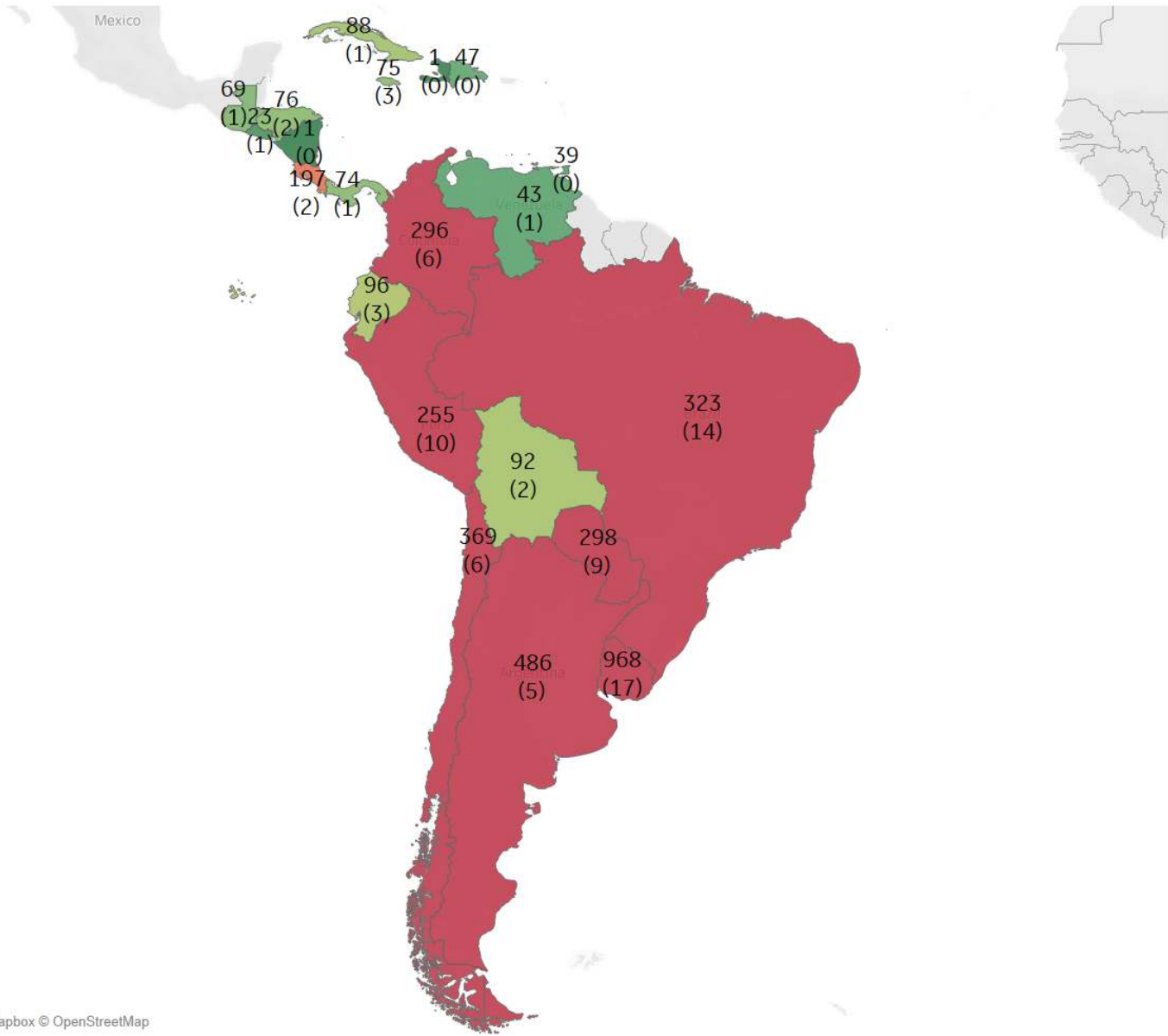
Per 1M in Region

	Today	Change
Active Cases	4,018	-1.2%
Confirmed	182 new	+0.4%
Deaths	6 new	+0.5%
Recovered	223 new	+0.5%

Most Daily New Cases / 1M

Uruguay	968
Argentina	486
Chile	369
Brazil	323
Paraguay	298
Colombia	296
Peru	255
Costa Rica	197
Ecuador	96
Bolivia	92

* Excludes regions with population < 1M





Brazil



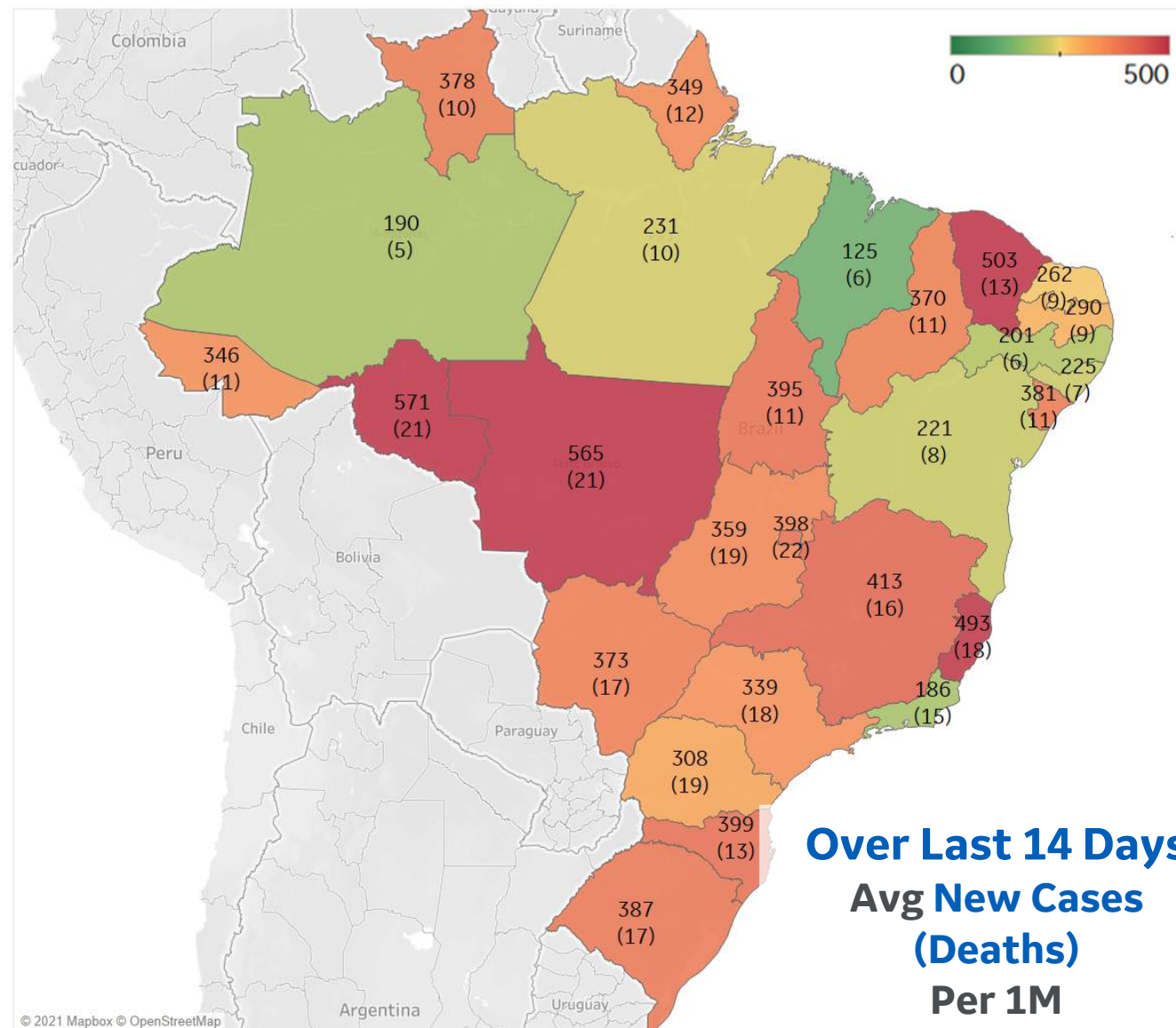
Per 1M in Region

	Today	Change
Active Cases	5,891	-1.1%
Confirmed	144 new	+0.2%
Deaths	6 new	+0.4%
Recovered	203 new	+0.4%

Most Daily New Cases / 1M

Rondônia	571
MatoGrosso	565
Ceará	503
Espírito Santo	493
Minas Gerais	413
Santa Catarina	399
Distrito Federal	398
Tocantins	395
Rio Grande do ..	387
Sergipe	381

* Excludes regions with population < 1M





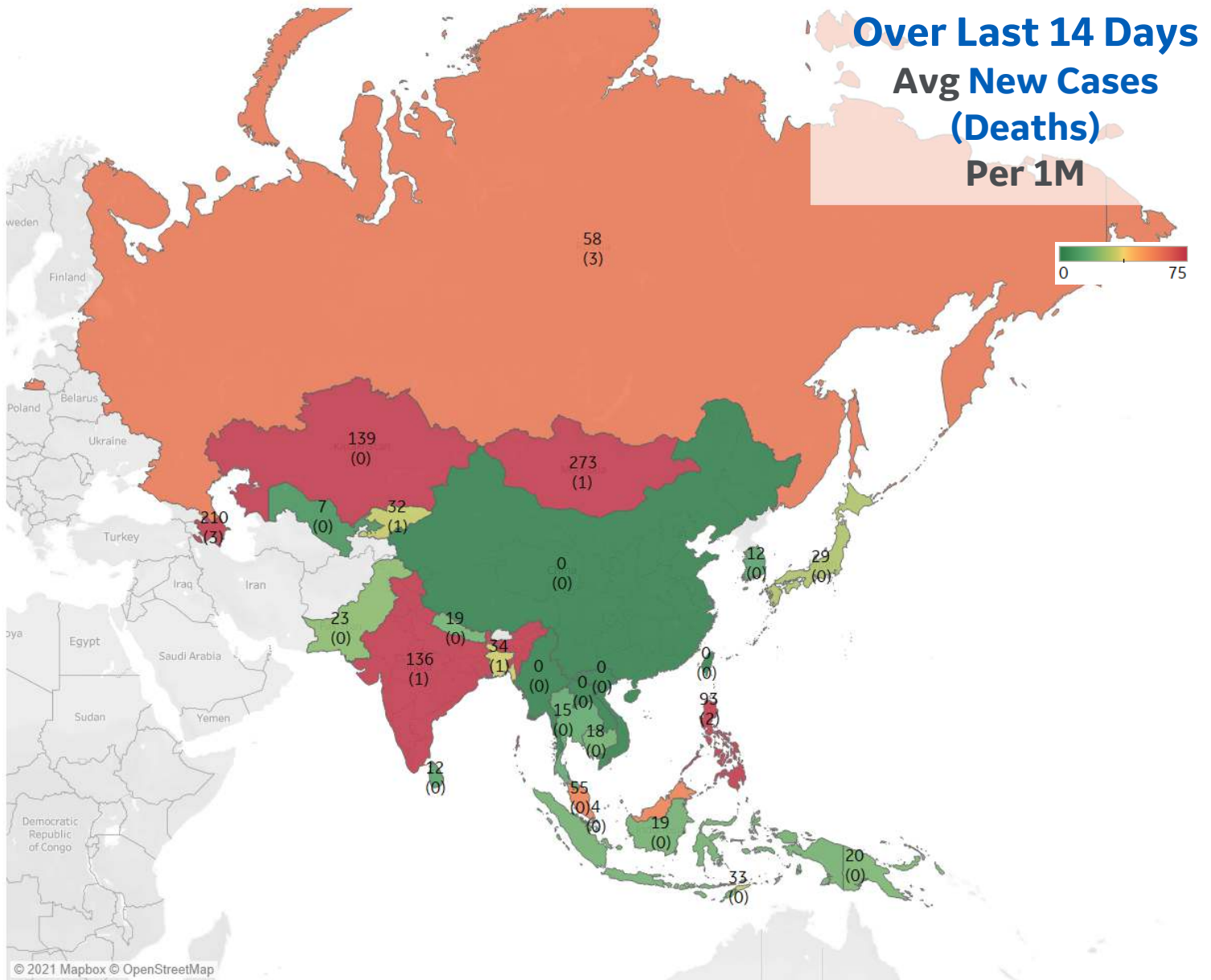
Per 1M in Region

	Today	Change
Active Cases	674	+3.8%
Confirmed	1 new	+1.2%
Deaths	1.0 new	+0.7%
Recovered	45 new	+0.8%

Most Daily New Cases / 1M

Mongolia	273
Azerbaijan	210
Kazakhstan	139
India	136
Philippines	93
Russia	58
Malaysia	55
Bangladesh	34
Timor-Leste	33
Kyrgyzstan	32

* Excludes regions with population < 1M



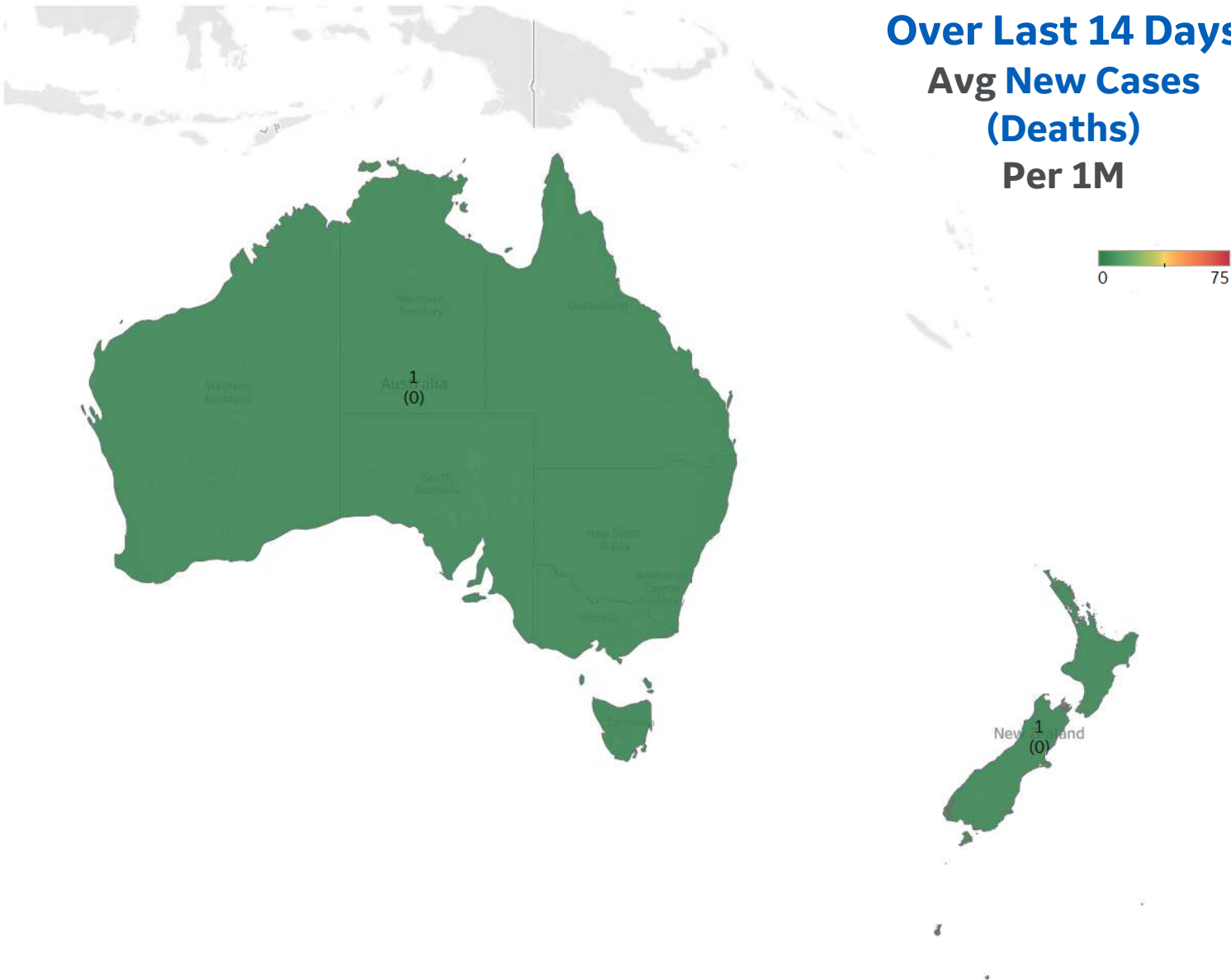


Per 1M in Region

	Today	Change
Active Cases	178	+0.0%
Confirmed	1 new	+0.1%
Deaths	0 new	+0.0%
Recovered	1 new	+0.1%

Most Daily New Cases / 1M

New Zealand	1
Australia	1





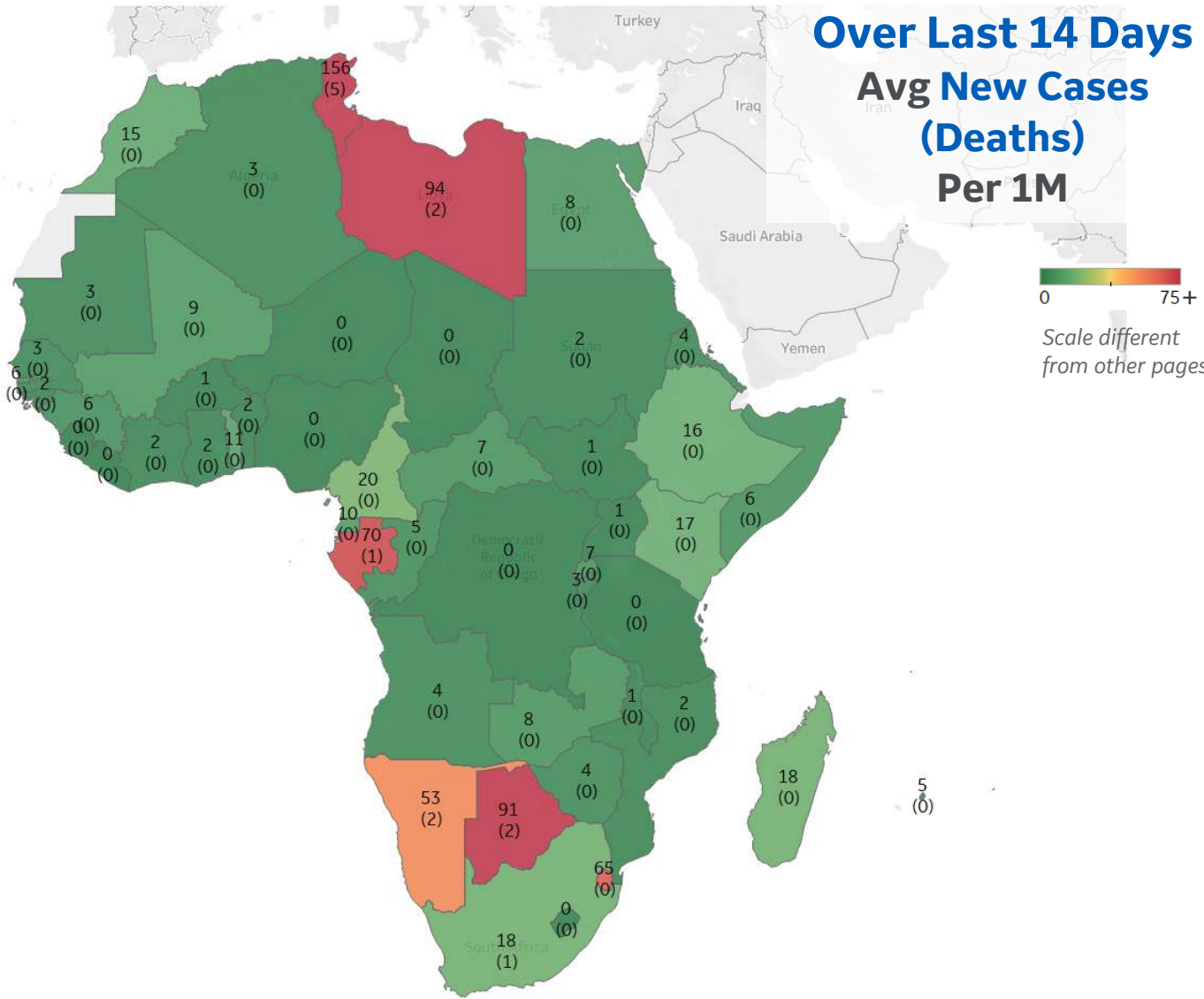
Per 1M in Region

	Today	Change
Active Cases	275	-0.6%
Confirmed	7 new	+0.2%
Deaths	0.2 new	+0.3%
Recovered	8 new	+0.3%

Most Daily New Cases / 1M

Tunisia	156
Libya	94
Botswana	91
Gabon	70
Eswatini	65
Namibia	53
Cameroon	20
Madagascar	18
South Africa	18
Kenya	17

* Excludes regions with population < 1M





Sources



** Per 1M = Per 1 Million Population unless otherwise noted

Worldwide Survival Rate, last 30d calculation =
[(Total Confirmed – Total Confirmed 30d ago) – (Total Deaths-Total Deaths 30d ago)] / (Total Confirmed – Total Confirmed 30d ago)

Johns Hopkins Coronavirus Resource Center:

<https://coronavirus.jhu.edu/map.html>

Worldometer Coronavirus Reporting:

<https://www.worldometers.info/coronavirus/>

Public Health England:

<https://www.gov.uk/government/publications/covid-19-track-coronavirus-cases>

US Department of Homeland Security, Homeland Infrastructure Foundation-Level Data:

<https://hifld-geoplatform.opendata.arcgis.com/datasets/hospitals>

National Health Commission of the PRC:

<http://www.nhc.gov.cn/xcs/yqtb/202003/bf66696029ba420098164607240074f8.shtml>

CDC, Severe Outcomes Among Patients with Coronavirus Disease 2019 (COVID-19):

<https://www.cdc.gov/mmwr/volumes/69/wr/mm6912e2.htm>

Italian Department of Civil Protection, COVID Monitoring:

<http://opendatadpc.maps.arcgis.com/apps/opsdashboard/index.html#/b0c68bce2cce478eaac82fe38d4138b1>

The COVID Tracking Project:

<https://covidtracking.com/data/>

UK Office for National Statistics:

<https://www.ons.gov.uk/peoplepopulationandcommunity/birthsdeathsandmarriages/deaths/bulletins/deathsregisteredweeklyinenglandandwalesprovisional/weekending24april2020>

European Centre for Disease Prevention and Control:

<https://www.ecdc.europa.eu/en/publications-data/download-data-hospital-and-icu-admission-rates-and-current-occupancy-covid-19>

Secretary of Health, Mexico:

<https://www.gob.mx/salud/en>

Canada Regional Data:

<https://health-infobase.canada.ca/covid-19/epidemiological-summary-covid-19-cases.html#fn1>

Canada Regional Populations (Q4 2019):

<https://www150.statcan.gc.ca/t1/tbl1/en/tv.action?pid=1710000901>

CDC COVID Data Tracker:

<https://covid.cdc.gov/covid-data-tracker/#vaccinations>

Oxford COVID-19 Government Response Tracker:

<https://www.bing.com/search?q=oxford+stringency+index+countries&PC=U316&FORM=CHROMN>