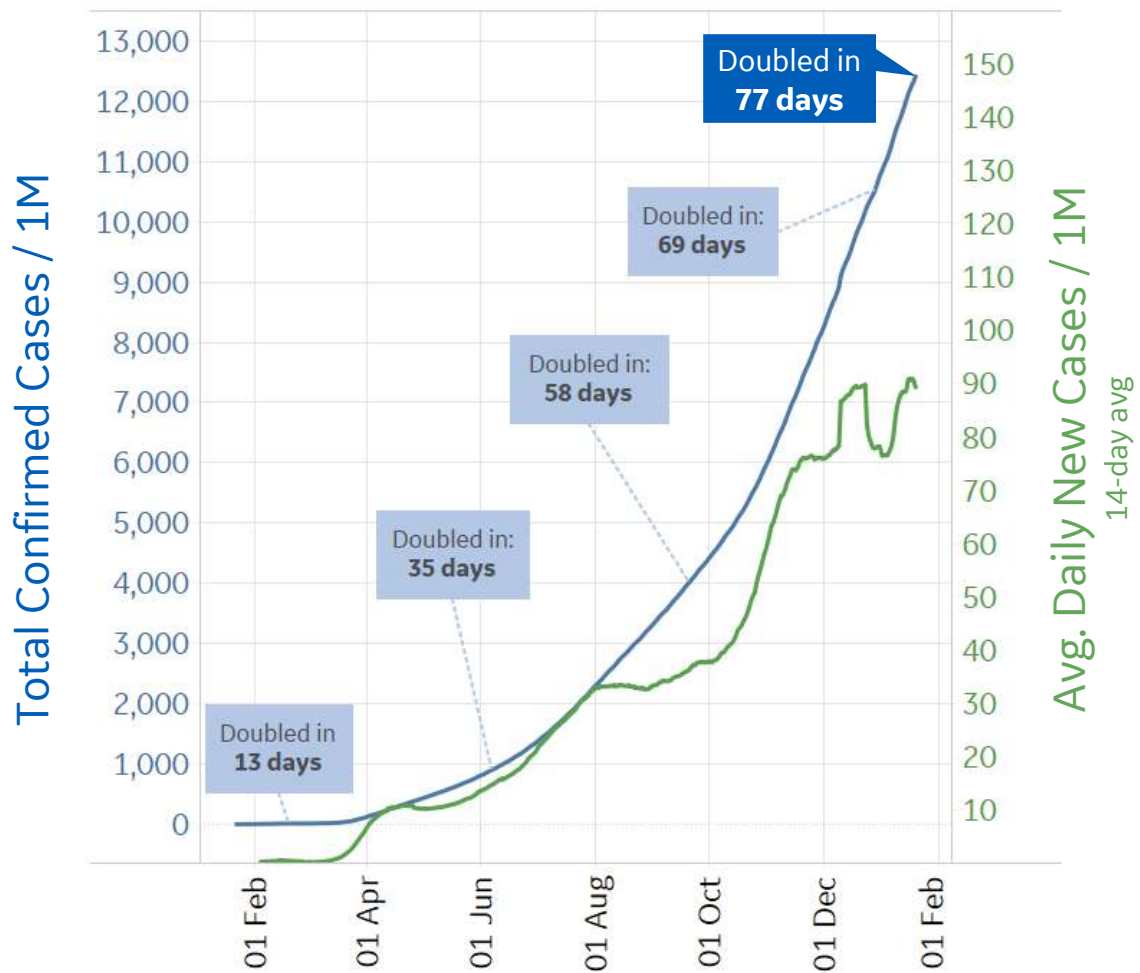




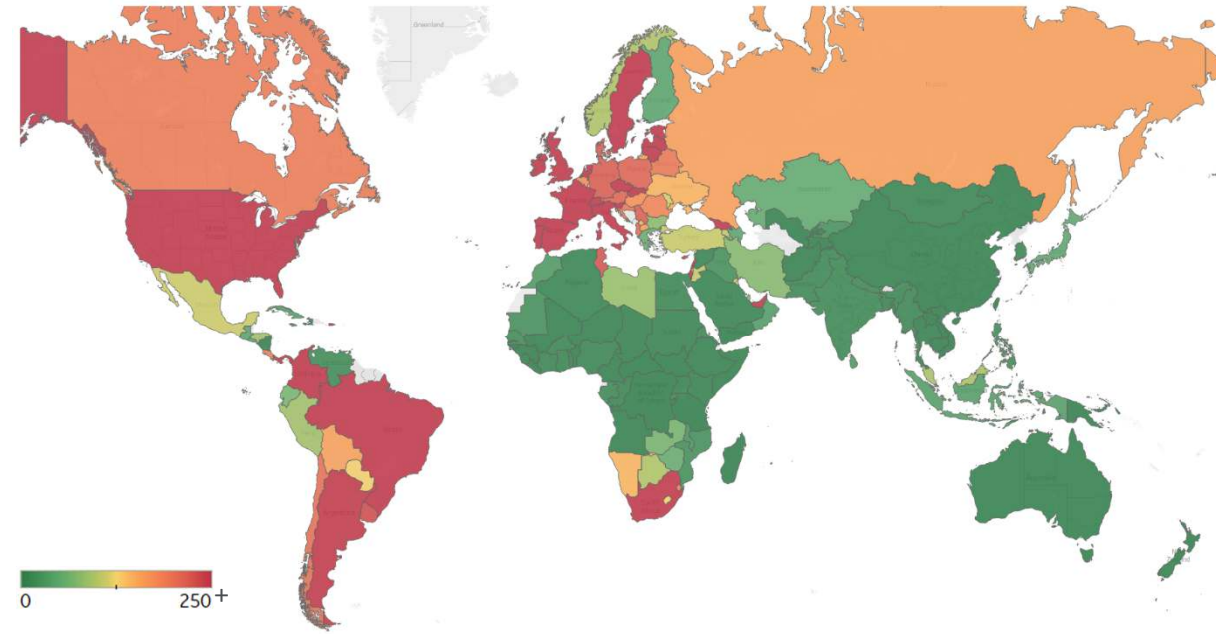
# Global Confirmed & Active Cases

Trend since 22 Jan 2020



Avg. Daily New Cases / 1M

Over the last 14 days



Per 1M:	New Today	Change from 30 days ago
Active	23	+29%
Confirmed	77	+25%
Deaths	2	+21%
Recovered	51	+22%
	To Date	Last 30 Days
Worldwide Survival Rate	97.9%	98.1%

Worldwide Survival Rate = (Confirmed - Deaths) / (Confirmed) in a given time period



# New Confirmed Cases & New Deaths

Updated 20 Jan 2021, 3:30 GMT

2

Key

World

North America

Europe

Middle East

Cent & South America

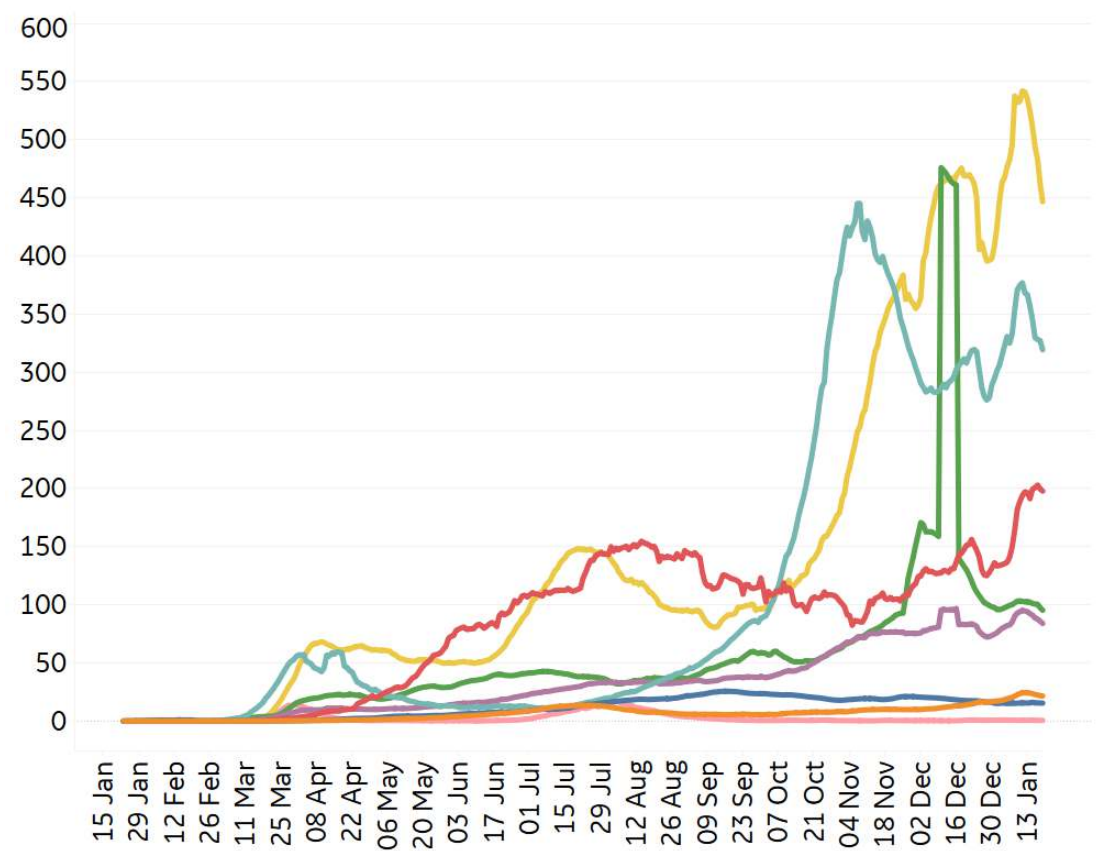
Asia

Africa

Oceania

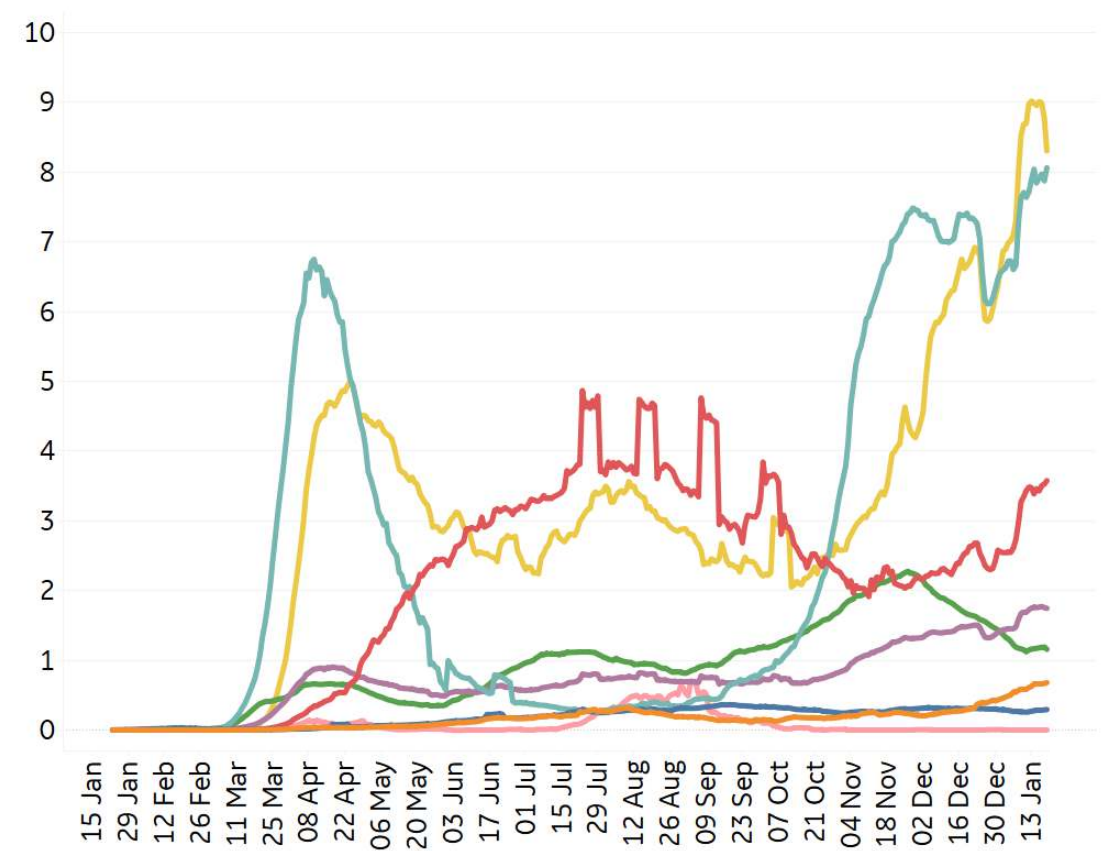
## New Confirmed Cases / 1M

7-day rolling average



## New Deaths / 1M

7-day rolling average



*\*Large jump in Middle East confirmed cases due to batched reporting of 823,225 new cases in **Turkey** on 10 Dec*



# Top 50 Countries: Per 1M



## 1 - 25

	Average over last 7 days		Total Since 22 Jan			Change from 14d Ago in 14 day avg of daily new	
	New Confirmed	New Deaths	Total Confirmed	Total Recovered	Total Deaths	Confirmed	Deaths
Belgium	172	4	58,781	N/A**	1,773	21%	-28%
Slovenia	656	12	72,699	60,278	1,554	11%	-19%
Italy	230	8	39,704	29,472	1,375	7%	5%
Bos. and Herz.	95	6	36,083	26,844	1,374	-22%	-29%
Czechia	730	15	83,995	70,070	1,368	13%	41%
UK	639	17	51,215	N/A**	1,350	4%	90%
North Macedo..	156	5	42,907	35,511	1,308	-15%	-24%
Bulgaria	63	7	30,644	24,538	1,240	-32%	-30%
US	603	9	73,253	N/A**	1,213	11%	29%
Hungary	132	10	36,570	24,007	1,193	1%	-11%
Peru	101	2	32,166	29,866	1,176	96%	43%
Spain	714	5	50,706	3,216	1,159	154%	44%
Croatia	162	8	54,965	53,073	1,141	-34%	-41%
Panama	544	10	69,884	56,355	1,127	-2%	3%
France	290	6	45,911	3,336	1,095	36%	10%
Sweden	373	13	52,802	N/A**	1,049	-21%	96%
Switzerland	245	6	58,026	36,697	1,024	-24%	-23%
Argentina	237	4	40,260	35,498	1,019	46%	49%
Armenia	109	3	55,653	51,801	1,015	-26%	-37%
Brazil	254	5	40,336	35,840	995	55%	45%
Colombia	345	7	38,109	34,784	971	37%	42%
EU	304	8	40,603	19,693	969	22%	15%
Chile	209	3	35,423	33,216	919	59%	37%
Lithuania	386	12	61,973	38,312	916	-42%	-45%
Portugal	986	16	55,602	41,373	907	125%	90%

## 26 - 50

	Average over last 7 days		Total Since 22 Jan			Change from 14d Ago in 14 day avg of daily new	
	New Confirmed	New Deaths	Total Confirmed	Total Recovered	Total Deaths	Confirmed	Deaths
Romania	155	4	36,278	32,760	903	0%	-23%
Poland	181	8	38,149	31,629	890	-2%	13%
Moldova	119	4	38,053	35,639	814	-34%	-21%
Austria	200	6	44,016	41,425	799	-3%	-19%
Netherlands	325	5	54,538	703	774	-29%	12%
Kosovo	144	2	30,411	26,789	765	20%	-40%
Georgia	280	5	62,536	58,942	745	-11%	-30%
Slovakia	388	14	41,449	31,826	666	-2%	5%
Ireland	615	9	35,813	4,732	548	98%	284%
Latvia	450	10	30,071	22,493	537	10%	10%
Ukraine	150	4	27,579	20,987	504	-19%	-12%
Costa Rica	162	3	36,685	28,274	486	4%	16%
Israel	917	5	65,349	55,302	471	49%	62%
Serbia	194	2	43,011	N/A**	434	-36%	-38%
Jordan	92	1	31,013	29,588	409	-29%	-27%
West Bank an..	129	3	33,506	30,841	381	-44%	-23%
Denmark	168	5	33,027	29,890	317	-45%	19%
Lebanon	698	7	38,139	22,868	296	86%	125%
Turkey	91	2	28,454	27,010	288	-37%	-25%
Estonia	410	6	28,602	20,667	259	9%	21%
Kuwait	117	0	37,190	35,577	222	93%	-20%
Bahrain	173	1	57,746	55,794	213	27%	400%
Qatar	72	0	51,276	50,057	86	13%	50%
UAE	347	1	26,311	23,424	76	109%	65%
Total World	84	2	12,413	6,846	266	15%	24%

\*Change from 14d ago:  
Compares 14d-avgs. of Daily New Cases/Deaths today with 14d-avgs. from 14d ago

In the past 14 days, confirmed cases in the **EU** increased 14% (+4,891 cases per 1M)

Top 50 countries selected by Cases / 1M  
Sorted by Total Deaths / 1M  
Excluded countries with population < 1M

N/A\*\* due to inconsistent reporting of Recovered Cases





# Top 50 Countries: Raw Volume

Updated 20 Jan 2021, 3:30 GMT

4

## 1 - 25

	Average over last 7 days		Total Since 22 Jan			Change from 14d Ago in 14 day avg of daily new	
	New Confirmed	New Deaths	Total Confirmed	Total Recovered	Total Deaths	Confirmed	Deaths
EU	135,316	3,400	18,078,529	8,768,134	431,575	22%	15%
US	199,719	2,964	24,246,830	N/A**	401,553	11%	29%
Brazil	54,032	972	8,573,864	7,618,080	211,491	55%	45%
India	14,356	170	10,595,639	10,245,741	152,718	-20%	-29%
Mexico	16,053	1,021	1,668,396	1,251,782	142,832	58%	50%
UK	43,359	1,186	3,476,804	N/A**	91,643	4%	90%
Italy	13,905	477	2,400,598	1,781,917	83,157	7%	5%
France	18,918	363	2,996,784	217,745	71,482	36%	10%
Russia	23,134	532	3,574,330	2,970,450	65,632	-13%	-7%
Iran	6,159	88	1,342,134	1,131,883	56,973	2%	-30%
Spain	33,360	213	2,370,742	150,376	54,173	154%	44%
Colombia	17,570	374	1,939,071	1,769,935	49,402	37%	42%
Germany	14,756	873	2,071,615	1,757,713	48,997	5%	41%
Argentina	10,695	174	1,819,569	1,604,373	46,066	46%	49%
Peru	3,317	62	1,060,567	984,726	38,770	96%	43%
South Africa	13,853	565	1,356,716	1,144,857	38,288	22%	47%
Poland	6,861	301	1,443,804	1,197,034	33,698	-2%	13%
Indonesia	11,516	278	927,380	753,948	26,590	46%	22%
Turkey	7,642	168	2,399,781	2,277,987	24,328	-37%	-25%
Ukraine	6,555	160	1,206,125	917,824	22,037	-19%	-12%
Belgium	1,990	51	681,250	N/A**	20,554	21%	-28%
Canada	6,508	148	724,629	637,132	18,289	4%	13%
Chile	4,002	56	677,151	634,960	17,573	59%	37%
Romania	2,990	70	697,898	630,236	17,369	0%	-23%
Czechia	7,815	166	899,503	750,376	14,646	13%	41%

## 26 - 50

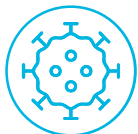
	Average over last 7 days		Total Since 22 Jan			Change from 14d Ago in 14 day avg of daily new	
	New Confirmed	New Deaths	Total Confirmed	Total Recovered	Total Deaths	Confirmed	Deaths
Ecuador	1,429	27	232,568	199,332	14,382	70%	81%
Netherlands	5,566	86	934,503	12,038	13,264	-29%	12%
Iraq	758	7	609,852	573,011	12,962	-15%	-19%
Hungary	1,275	95	353,276	231,915	11,520	1%	-11%
Pakistan	2,280	47	524,783	478,517	11,103	8%	-29%
Sweden	3,771	132	533,265	N/A**	10,591	-21%	96%
Philippines	1,832	61	504,084	466,249	9,978	45%	119%
Portugal	10,058	167	566,958	421,871	9,246	125%	90%
Switzerland	2,119	56	502,191	317,600	8,859	-24%	-23%
Morocco	1,086	32	461,390	436,626	8,011	-36%	-22%
Bangladesh	716	18	529,031	473,855	7,942	-23%	-20%
Austria	1,799	54	396,425	373,090	7,199	-3%	-19%
Saudi Arabia	176	5	365,325	357,004	6,335	9%	-44%
Panama	2,349	43	301,534	243,157	4,864	-2%	3%
Japan	6,095	103	340,989	257,563	4,680	75%	69%
Jordan	940	13	316,427	301,893	4,170	-29%	-27%
Israel	7,938	44	565,629	478,665	4,080	49%	62%
Serbia	1,696	22	375,799	N/A**	3,791	-36%	-38%
Azerbaijan	336	13	227,696	216,720	3,032	-59%	-52%
Georgia	1,118	22	249,465	235,130	2,973	-11%	-30%
Lebanon	4,767	45	260,315	156,084	2,020	86%	125%
Nepal	328	5	267,992	262,259	1,969	-31%	-20%
Belarus	1,856	9	228,716	212,074	1,601	-1%	0%
UAE	3,428	6	260,223	231,675	756	109%	65%
Total World	650,524	13,519	96,158,735	53,035,240	2,056,996	15%	24%

\*Change from 14d ago:  
Compares 14d-avgs. of Daily New Cases/Deaths today with 14d-avgs. from 14d ago

In the past 7 days, confirmed cases **Globally** increased 5% (+4,553,668 cases)

Top 50 countries selected by Total Cases  
Sorted by Raw Total Deaths  
Excluded countries with population < 1M

N/A\*\* due to inconsistent reporting of Recovered Cases



# United States: Per 1M



## 1 - 25

	Average over last 7 days		Total Since 22 Jan			Change from 14d Ago* in 14 day avg of daily new	
	New Confirmed	New Deaths	Total Confirmed	Total Recovered	Total Deaths	Confirmed	Deaths
New Jersey	659	8	71,570	7,113	2,309	19%	7%
New York	765	10	65,216	6,017	2,127	28%	30%
Massachusetts	705	10	69,137	47,037	1,995	20%	9%
Rhode Island	765	10	101,067	6,084	1,930	4%	-9%
South Dakota	330	13	119,578	112,910	1,884	-15%	17%
Connecticut	608	9	65,133	2,749	1,874	26%	0%
Mississippi	632	14	85,723	69,811	1,873	7%	24%
North Dakota	207	8	126,067	122,629	1,848	-15%	-27%
Louisiana	588	11	80,040	64,235	1,791	27%	44%
Illinois	410	7	84,955	N/A	1,590	5%	-16%
Arizona	973	15	94,206	12,817	1,548	18%	64%
Pennsylvania	490	15	61,080	46,745	1,517	1%	23%
Michigan	236	6	58,745	44,299	1,472	-5%	-14%
Arkansas	665	13	90,660	82,258	1,453	3%	10%
New Mexico	476	12	78,668	42,436	1,419	0%	-3%
Indiana	530	8	88,446	56,787	1,406	2%	-26%
Iowa	364	5	97,399	85,238	1,373	6%	-4%
Alabama	545	16	86,993	45,269	1,249	-6%	186%
Tennessee	611	10	101,047	91,417	1,240	-13%	21%
Nevada	516	11	85,701	N/A	1,231	0%	35%
DC	372	7	48,543	33,485	1,220	25%	5%
S. Carolina	970	11	76,586	34,521	1,216	32%	46%
Kansas	598	13	89,933	1,790	1,205	8%	-2%
Georgia	739	12	78,040	N/A	1,184	16%	146%
Texas	704	11	74,406	59,009	1,139	25%	70%

## 26 - 51

	Average over last 7 days		Total Since 22 Jan			Change from 14d Ago* in 14 day avg of daily new	
	New Confirmed	New Deaths	Total Confirmed	Total Recovered	Total Deaths	Confirmed	Deaths
Florida	569	8	73,988	N/A	1,138	16%	57%
Maryland	421	7	54,615	1,564	1,100	18%	1%
Minnesota	238	6	79,485	76,440	1,066	-5%	-13%
Missouri	310	3	73,644	N/A	1,055	-4%	-19%
Delaware	714	4	73,232	19,359	1,049	8%	-1%
Wisconsin	393	8	98,115	84,849	1,026	14%	25%
Montana	373	3	84,081	78,431	1,023	19%	-20%
West Virginia	607	14	61,836	45,939	1,013	-4%	38%
Nebraska	333	4	94,177	65,767	952	-12%	-12%
Wyoming	457	7	86,257	82,216	950	36%	-5%
Colorado	335	4	65,614	3,488	936	-7%	-36%
Idaho	440	6	87,729	39,939	916	-3%	5%
Ohio	527	6	71,524	59,449	883	3%	8%
California	884	11	77,167	N/A	867	2%	60%
N. Carolina	661	7	65,264	55,260	776	26%	62%
Oklahoma	755	8	90,568	80,668	768	17%	41%
Kentucky	709	8	74,067	9,179	715	50%	27%
New Hampshire	584	6	43,178	37,982	690	7%	7%
Virginia	722	5	52,847	4,189	679	38%	25%
Washington	214	2	38,075	N/A	513	1%	-12%
Utah	739	4	101,755	84,058	470	10%	40%
Oregon	206	5	31,735	N/A	427	0%	51%
Maine	418	7	25,489	8,980	386	13%	127%
Alaska	332	1	71,386	9,794	314	-11%	-50%
Vermont	246	1	16,540	11,098	261	60%	-62%
Hawaii	92	2	17,494	N/A	228	33%	386%

\*Change from 14d ago:  
Compares 14d-avgs. of Daily New Cases/Deaths  
today with 14d-avgs. from 14d ago

10% of the population of **Rhode Island** (107,066 cases  
out of 1,059,361 persons) have tested positive for COVID to date

Sorted by Total Deaths / 1M

N/As due to states revising and updating case counts





# United States: Raw Volume



## 1 - 25

	Average over last 7 days		Total Since 22 Jan			Change from 14d Ago* in 14 day avg of daily new	
	New Confirmed	New Deaths	Total Confirmed	Total Recovered	Total Deaths	Confirmed	Deaths
New York	14,876	193	1,268,692	117,052	41,368	28%	30%
California	34,911	444	3,049,037	N/A	34,264	2%	60%
Texas	20,402	305	2,157,459	1,711,009	33,032	25%	70%
Florida	12,231	173	1,589,097	N/A	24,436	16%	57%
New Jersey	5,850	68	635,702	63,180	20,512	19%	7%
Illinois	5,195	94	1,076,532	N/A	20,153	5%	-16%
Pennsylvania	6,279	197	781,947	598,433	19,423	1%	23%
Michigan	2,360	58	586,673	442,408	14,702	-5%	-14%
Massachusetts	4,857	68	476,526	324,203	13,749	20%	9%
Georgia	7,841	130	828,581	N/A	12,572	16%	146%
Arizona	7,086	112	685,699	93,289	11,266	18%	64%
Ohio	6,159	74	836,049	694,905	10,323	3%	8%
Indiana	3,566	52	595,436	382,304	9,466	2%	-26%
Tennessee	4,170	66	690,065	624,306	8,471	-13%	21%
Louisiana	2,736	50	372,089	298,614	8,324	27%	44%
N. Carolina	6,932	72	684,497	579,573	8,139	26%	62%
Connecticut	2,167	33	232,219	9,800	6,682	26%	0%
Maryland	2,548	40	330,186	9,456	6,650	18%	1%
Missouri	1,903	21	451,986	N/A	6,478	-4%	-19%
S. Carolina	4,994	57	394,318	177,738	6,259	32%	46%
Alabama	2,671	79	426,543	221,961	6,126	-6%	186%
Minnesota	1,343	32	448,268	431,096	6,013	-5%	-13%
Wisconsin	2,288	49	571,268	494,029	5,973	14%	25%
Virginia	6,161	46	451,076	35,752	5,798	38%	25%
Mississippi	1,881	41	255,125	207,769	5,574	7%	24%

## 26 - 51

	Average over last 7 days		Total Since 22 Jan			Change from 14d Ago* in 14 day avg of daily new	
	New Confirmed	New Deaths	Total Confirmed	Total Recovered	Total Deaths	Confirmed	Deaths
Colorado	1,931	21	377,856	20,089	5,388	-7%	-36%
Arkansas	2,006	38	273,594	248,238	4,386	3%	10%
Iowa	1,150	16	307,302	268,931	4,332	6%	-4%
Washington	1,628	16	289,939	N/A	3,903	1%	-12%
Nevada	1,590	35	263,972	N/A	3,792	0%	35%
Kansas	1,743	38	262,003	5,215	3,511	8%	-2%
Kentucky	3,168	36	330,906	41,009	3,194	50%	27%
Oklahoma	2,988	33	358,374	319,201	3,037	17%	41%
New Mexico	997	26	164,954	88,982	2,975	0%	-3%
Rhode Island	810	11	107,066	6,445	2,045	4%	-9%
Nebraska	644	7	182,176	127,221	1,842	-12%	-12%
West Virginia	1,088	26	110,820	82,330	1,815	-4%	38%
Oregon	867	19	133,851	N/A	1,803	0%	51%
South Dakota	292	12	105,786	99,887	1,667	-15%	17%
Idaho	786	12	156,778	71,374	1,637	-3%	5%
Utah	2,370	12	326,221	269,487	1,507	10%	40%
North Dakota	158	6	96,071	93,451	1,408	-15%	-27%
Montana	398	4	89,864	83,825	1,093	19%	-20%
Delaware	695	4	71,311	18,851	1,021	8%	-1%
New Hampshire	794	9	58,709	51,645	938	7%	7%
DC	262	5	34,259	23,632	861	25%	5%
Wyoming	264	4	49,922	47,583	550	36%	-5%
Maine	562	10	34,262	12,071	519	13%	127%
Hawaii	130	2	24,769	N/A	323	33%	386%
Alaska	243	1	52,222	7,165	230	-11%	-50%
Vermont	153	1	10,321	6,925	163	60%	-62%

\*Change from 14d ago:  
Compares 14d-avgs. of Daily New Cases/Deaths  
today with 14d-avgs. from 14d ago

New deaths in **California** (+518 deaths) account for  
20% of new reported deaths in the US today

Sorted by Raw Total Deaths

N/As due to states revising and updating case counts



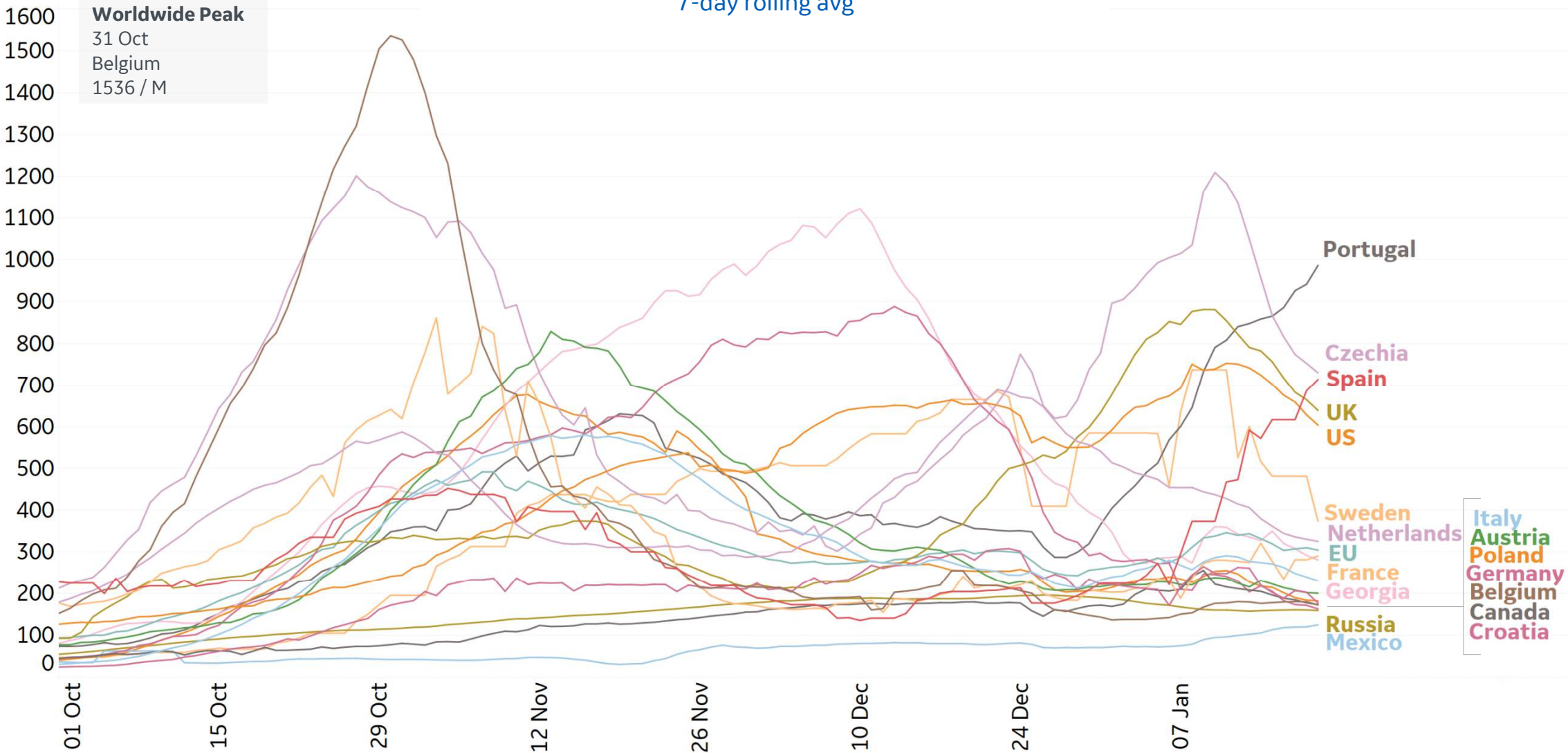
# New Confirmed Cases in Select Countries

Updated 20 Jan 2021, 3:30 GMT

7

## Daily New Confirmed Cases / 1M

7-day rolling avg

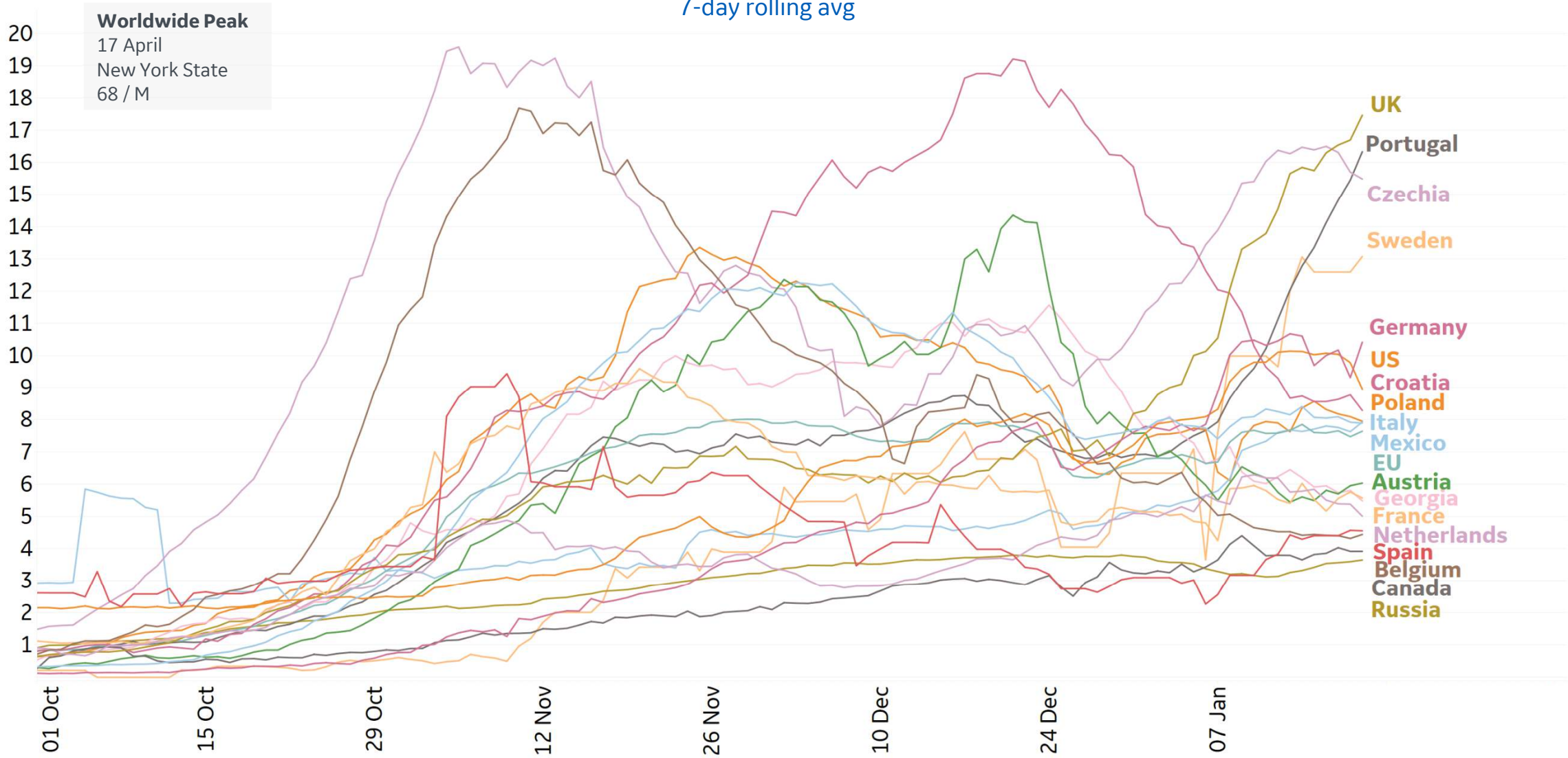






# New Deaths in Select Countries

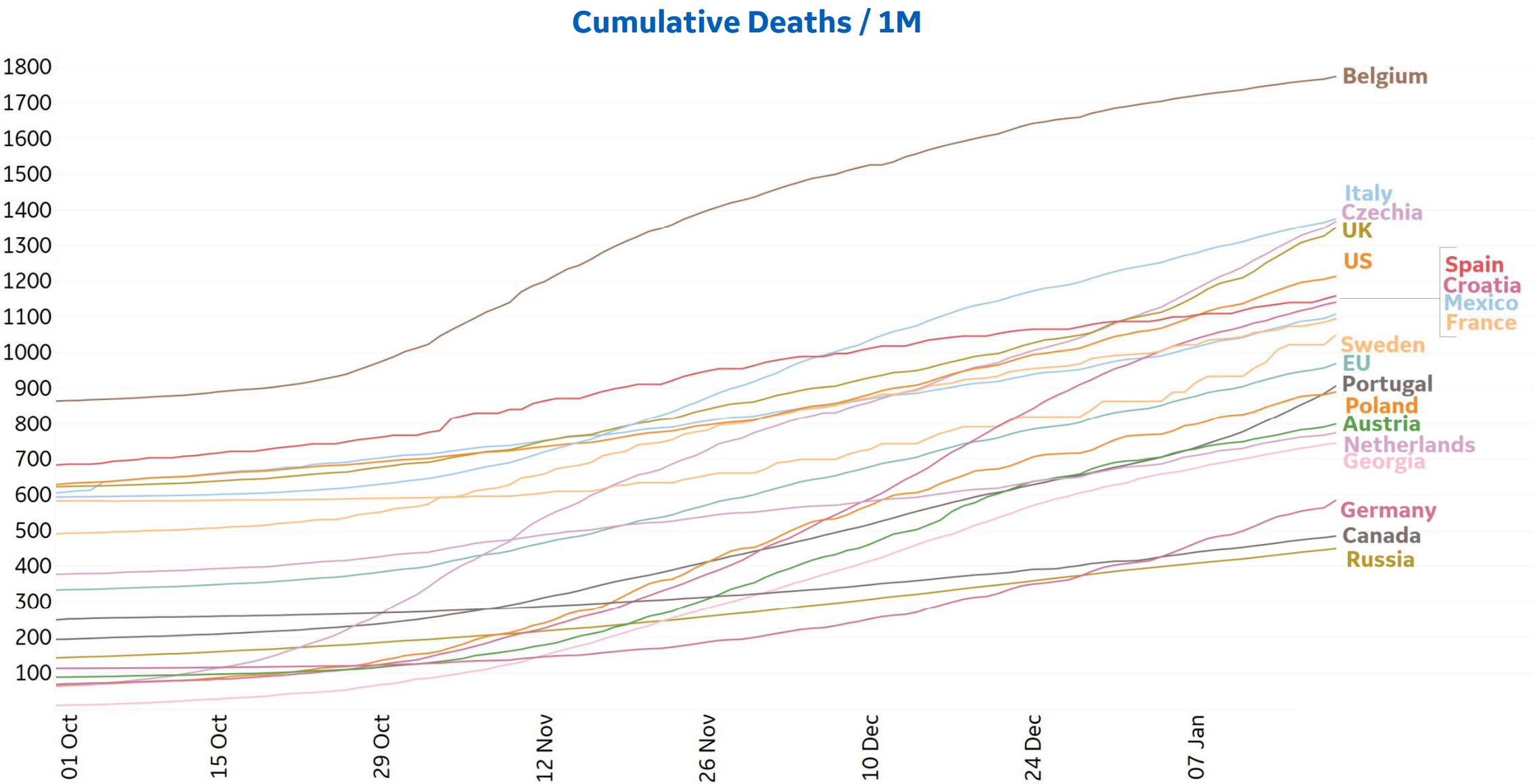
Daily New Deaths / 1M  
7-day rolling avg







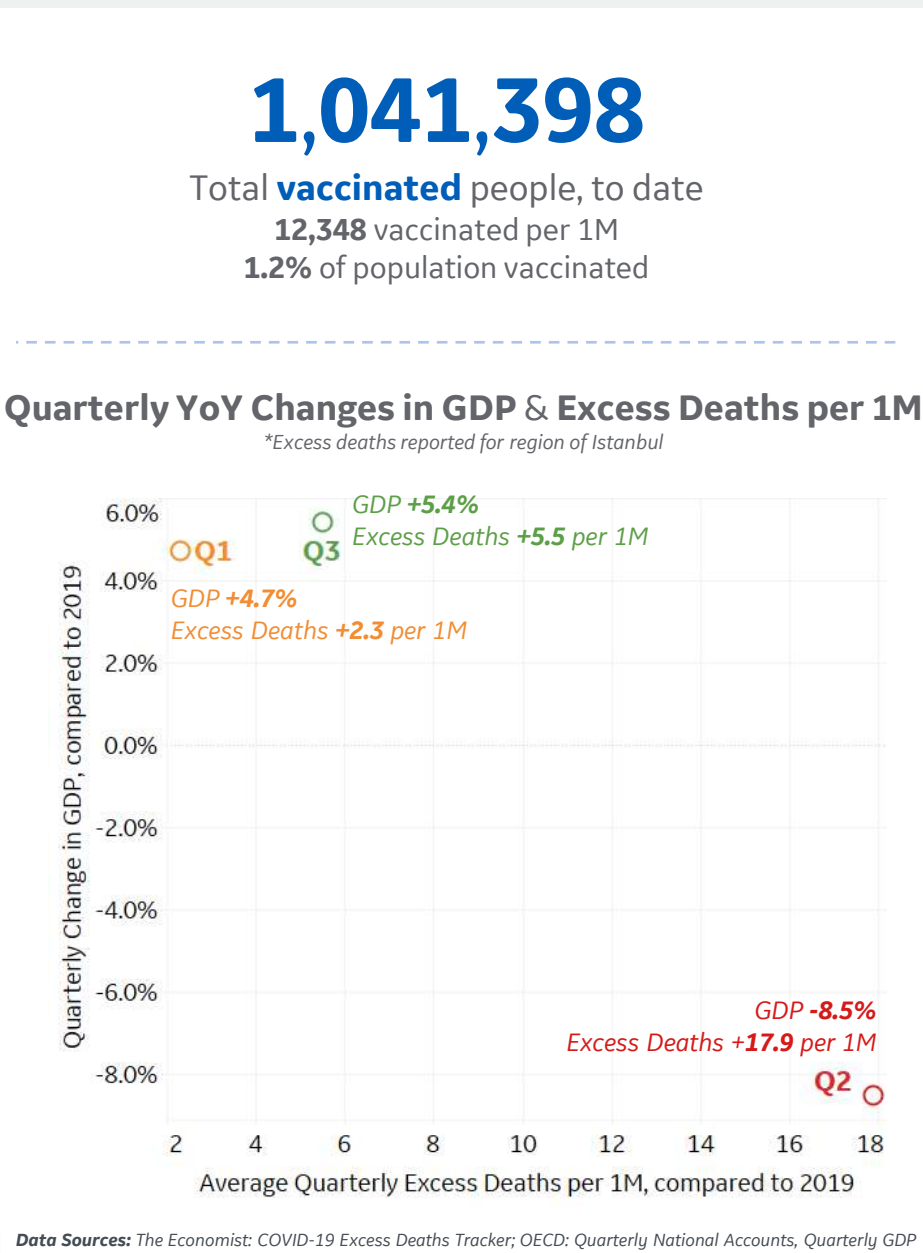
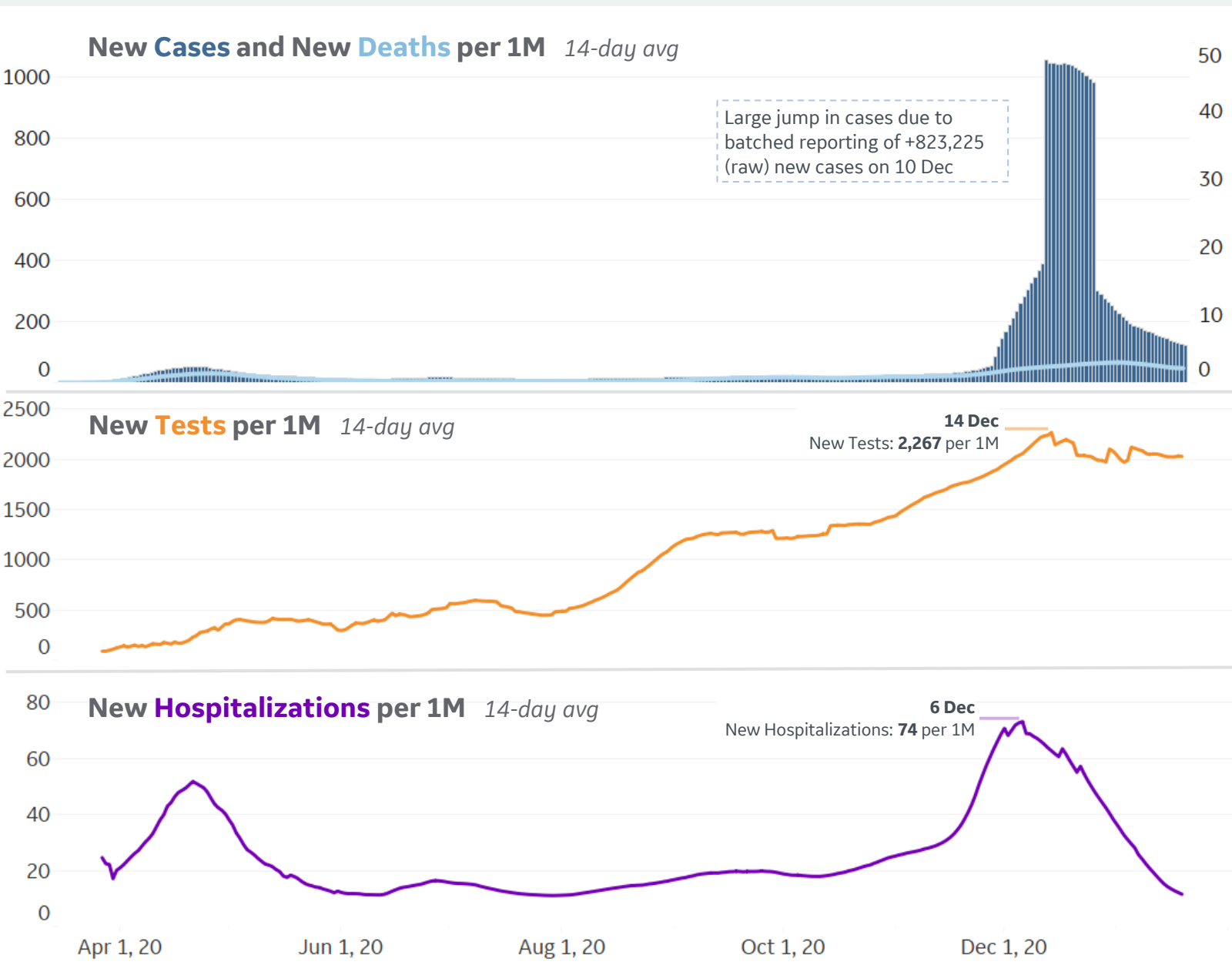
# Cumulative Deaths in Select Countries







# Feature: Turkey







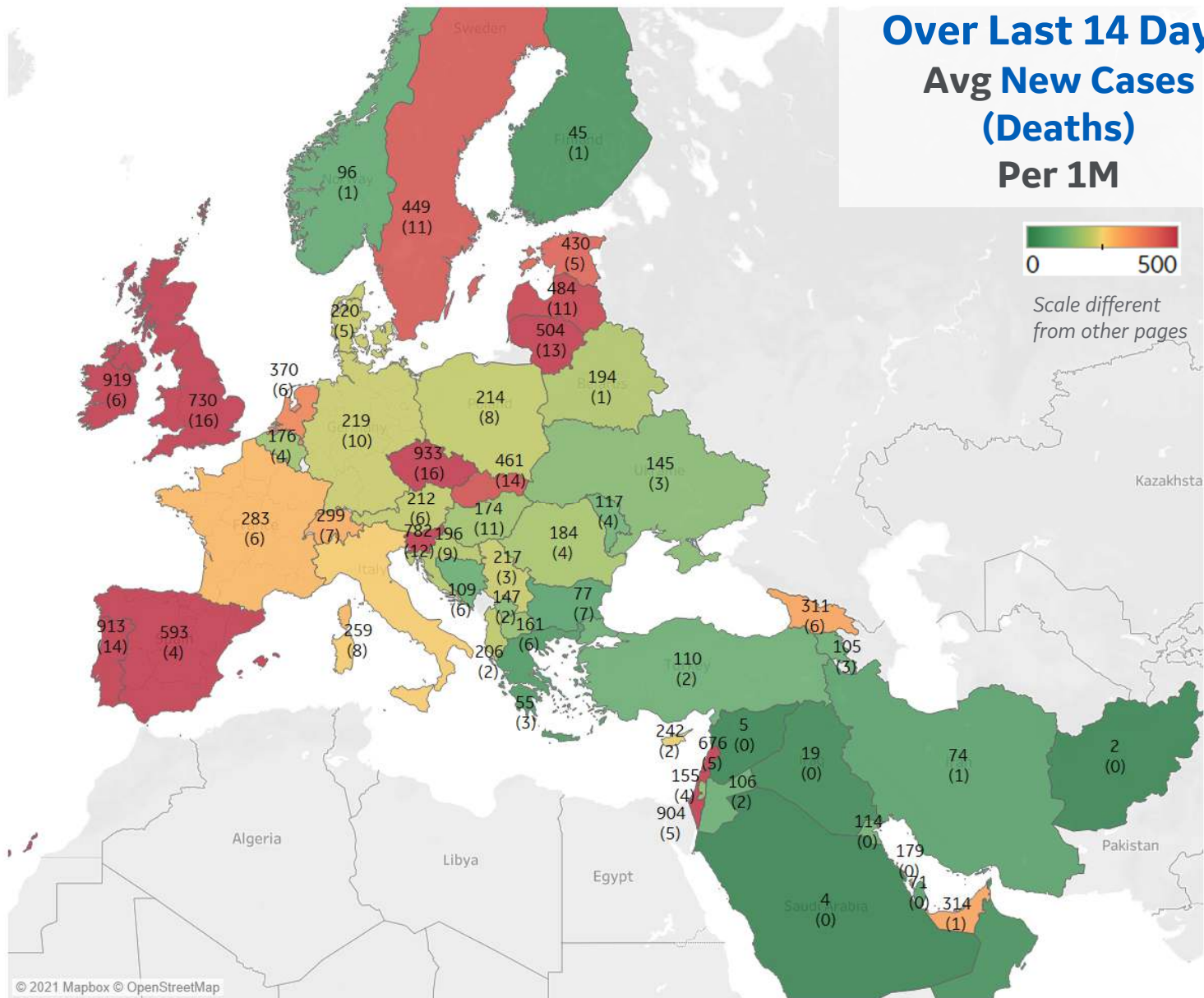
## Per 1M in Region

	Today	Change
Active Cases	14,267	+0.2%
Confirmed	222 new	+0.7%
Deaths	8 new	+1.1%
Recovered	187 new	+1.1%

## Most Daily New Cases / 1M

Czechia	933
Ireland	919
Portugal	913
Israel	904
Slovenia	782
UK	730
Lebanon	676
Spain	593
Lithuania	504
Latvia	484

\* Excludes regions with population < 1M



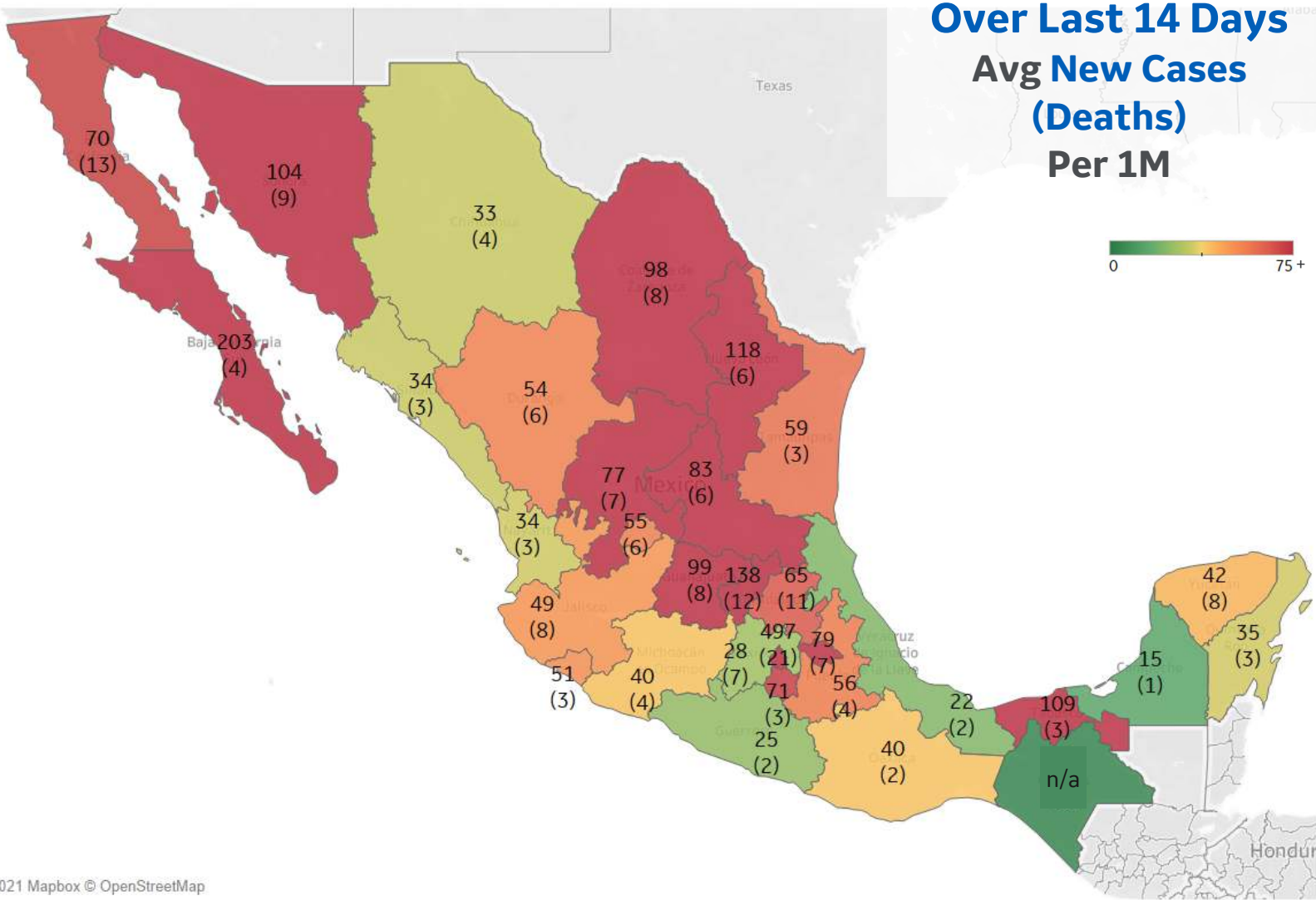


## Per 1M in Region

	Today	Change
Active Cases	2,123	+1.1%
Confirmed	147 new	+1.1%
Deaths	12 new	+1.1%
Recovered	112 new	+1.2%

## Most Daily New Cases / 1M

Distrito Federal	497
Baja California Sur	203
Querétaro	138
Nuevo León	118
Tabasco	109
Sonora	104
Guanajuato	99
Coahuila	98
Nacional	86
San Luis Potosí	83



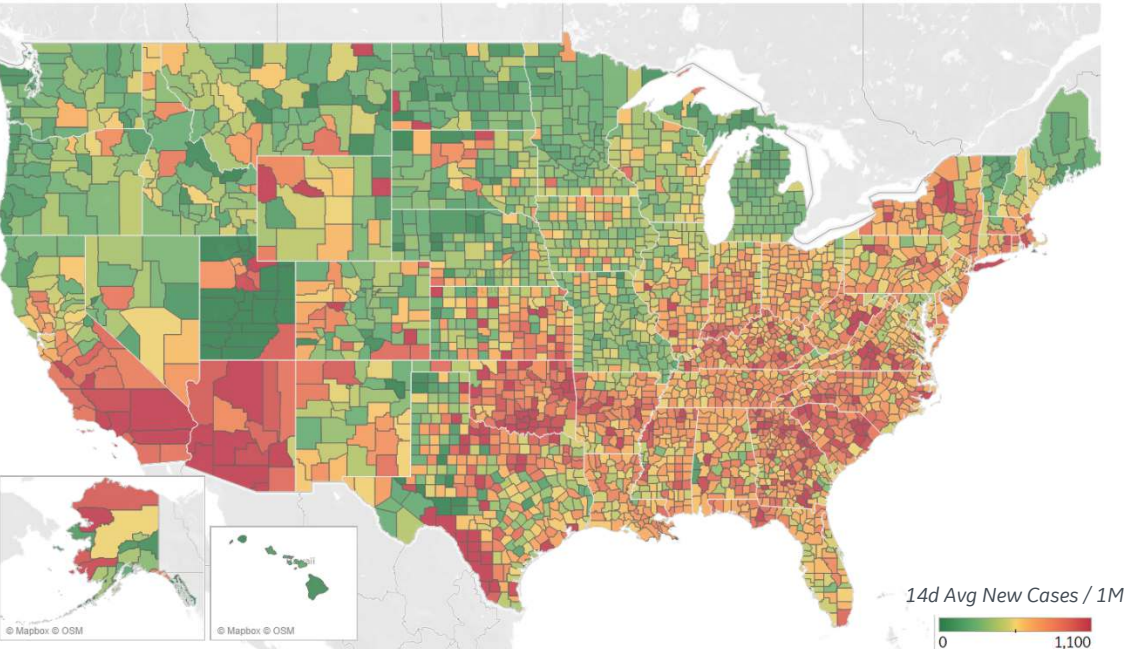




# US Counties: Recent Cases and Deaths

Updated 20 Jan 2021, 3:30 GMT 14

## Average New Cases per 1M Over Last 14 Days

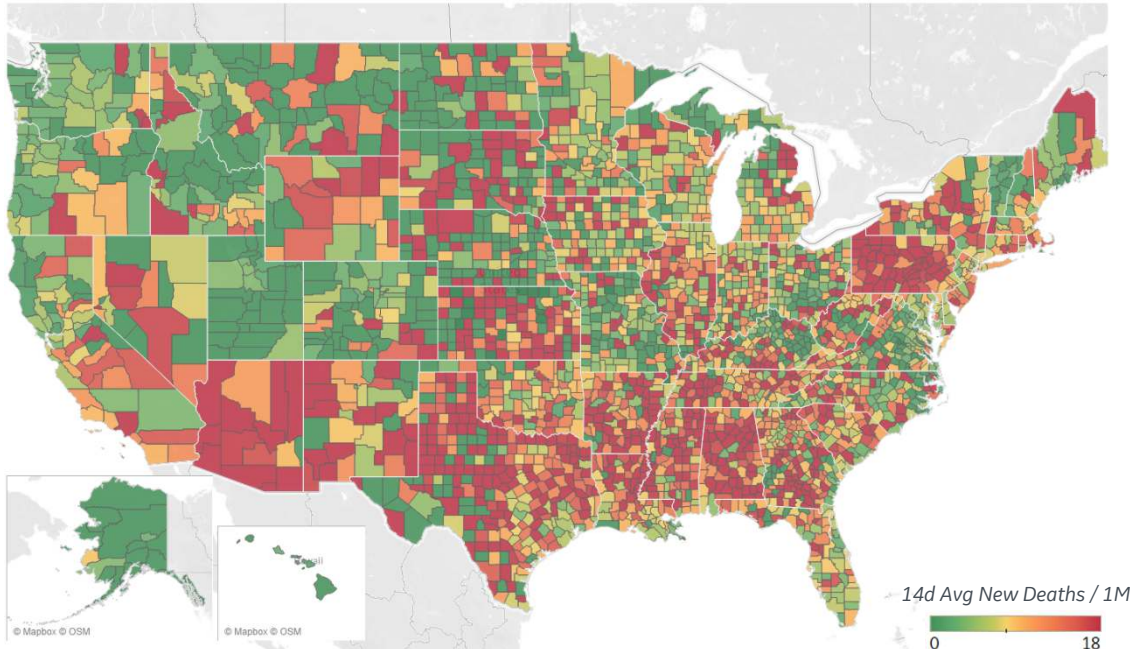


### Top 10 by New Confirmed

Avg New Confirmed Cases / 1M

Webb County, TX	1,988
Riverside County, CA	1,457
Ventura County, CA	1,422
San Bernardino County, CA	1,401
Los Angeles County, CA	1,355
Maricopa County, AZ	1,210
Greenville County, SC	1,207
Suffolk County, NY	1,188
Pima County, AZ	1,102
Tarrant County, TX	1,093

## Average New Deaths per 1M Over Last 14 Days



### Top 10 by New Deaths

Avg New Deaths/ 1M

Los Angeles County, CA	22
Jefferson County, AL	21
Westmoreland County, PA	20
Spartanburg County, SC	20
Pima County, AZ	19
El Paso County, TX	19
Berks County, PA	19
Lehigh County, PA	18
Erie County, PA	18
Cumberland County, PA	17

**Note:** Lists includes counties  
≥ 250K population

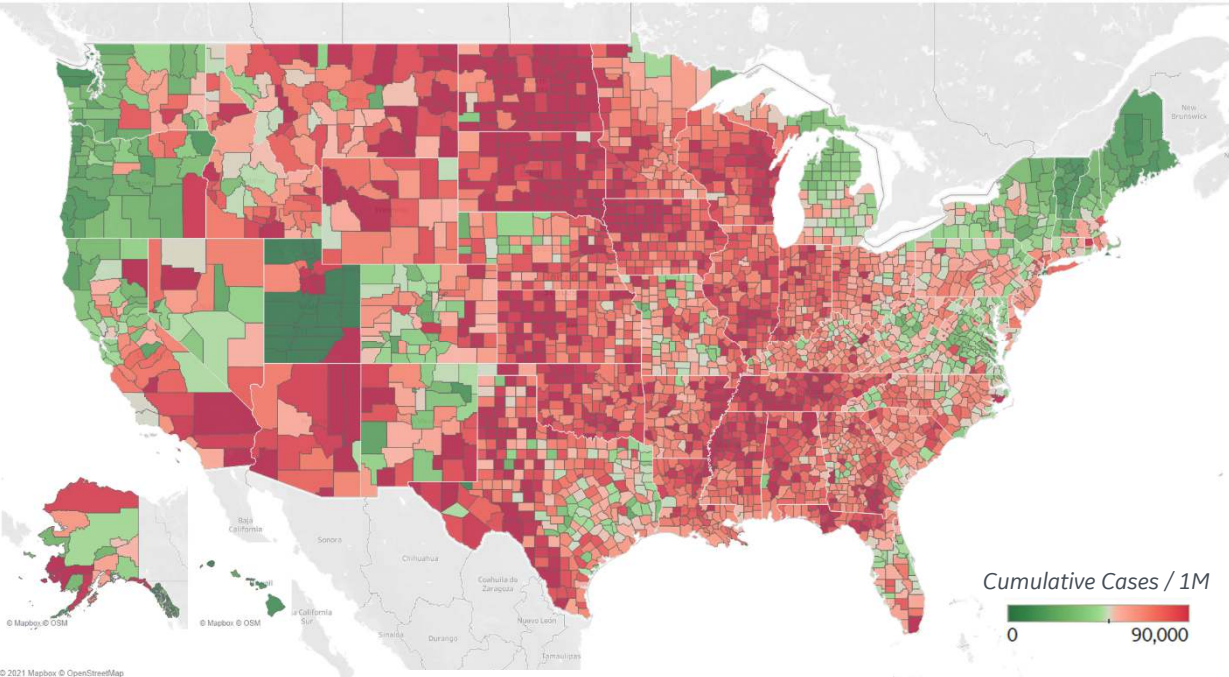




# US Counties: Cumulative Cases and Deaths

Updated 20 Jan 2021, 3:30 GMT 15

## Confirmed **Cases** per 1M to date

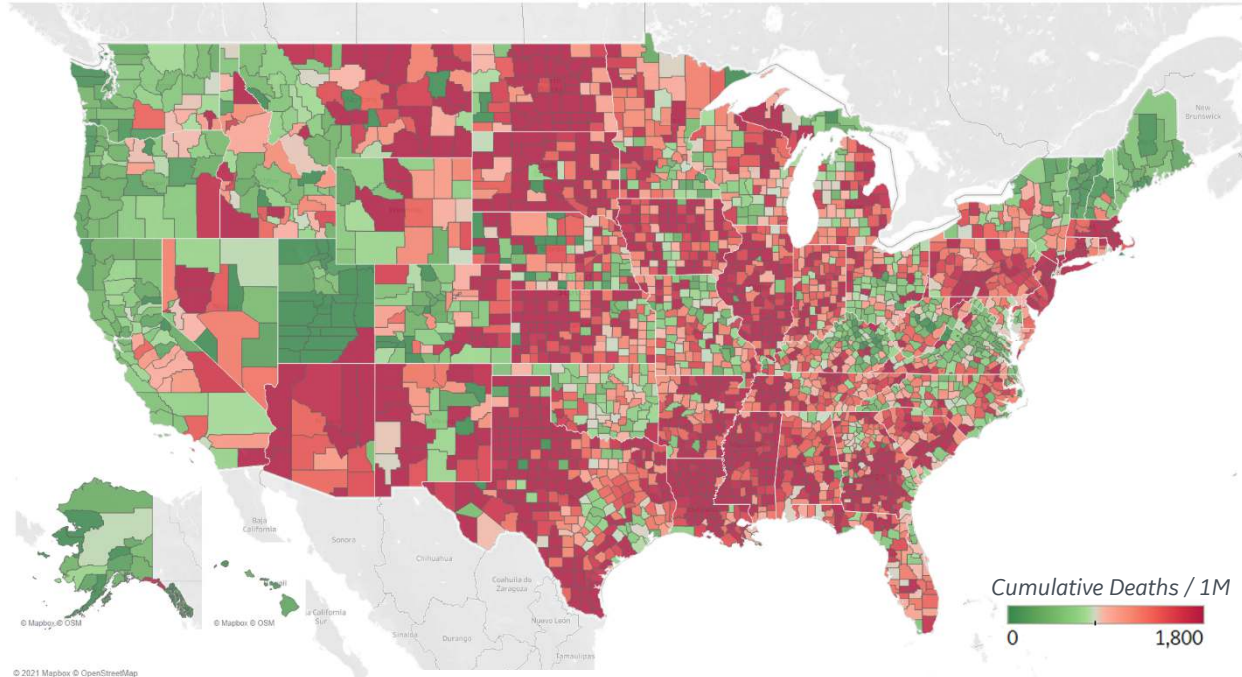


### Top 10 Counties

Total Confirmed Cases / 1M

Lubbock County, TX	146,827
El Paso County, TX	128,154
Miami-Dade County, FL	128,072
Webb County, TX	125,392
Utah County, UT	125,237
San Bernardino County, CA	117,477
Brown County, WI	114,814
Salt Lake County, UT	106,257
Providence County, RI	105,686
Milwaukee County, WI	105,598

## Reported **Deaths** per 1M to date



### Top 10 Counties

Total Reported Deaths / 1M

New York City*	4,829
Essex County, NJ	3,104
Passaic County, NJ	3,085
Union County, NJ	2,914
Cameron County, TX	2,902
Hudson County, NJ	2,665
Hidalgo County, TX	2,653
Bergen County, NJ	2,586
Ocean County, NJ	2,543
Rockland County, NY	2,486

**Note:** Lists includes counties  $\geq 250K$  population

\* New York City counties aggregated into one reporting area



## Per 1M in Region

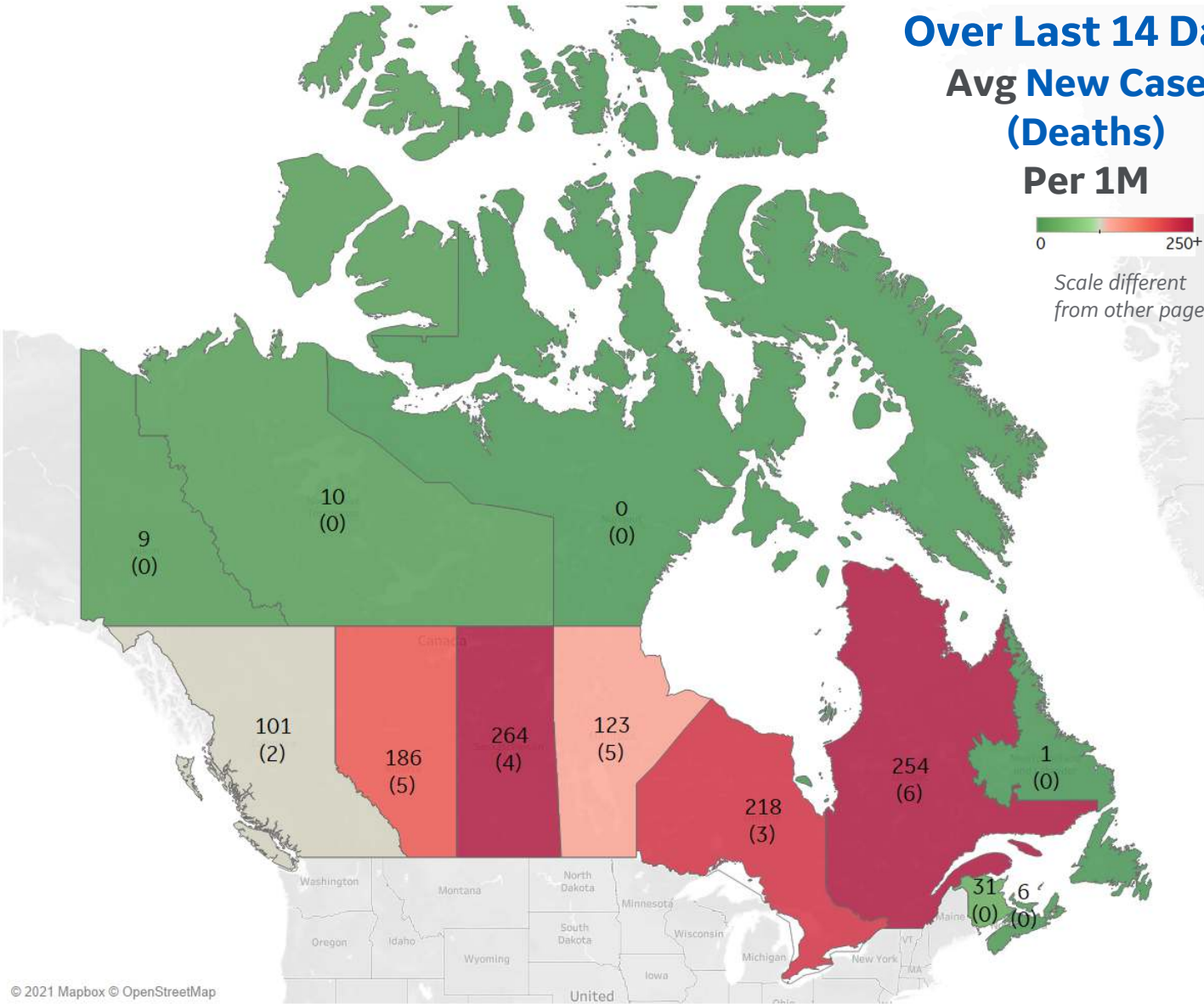
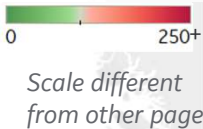
	Today	Change
Active Cases	1,834	-3.8%
Confirmed	133 new	+0.7%
Deaths	4 new	+0.9%
Recovered	201 new	+1.2%

## Most Daily New Cases / 1M

Quebec	254
Ontario	218
Saskatchewan	264
Alberta	186
Manitoba	123
British Columbia	101

\* Excludes regions with population < 1M

## Over Last 14 Days Avg New Cases (Deaths) Per 1M





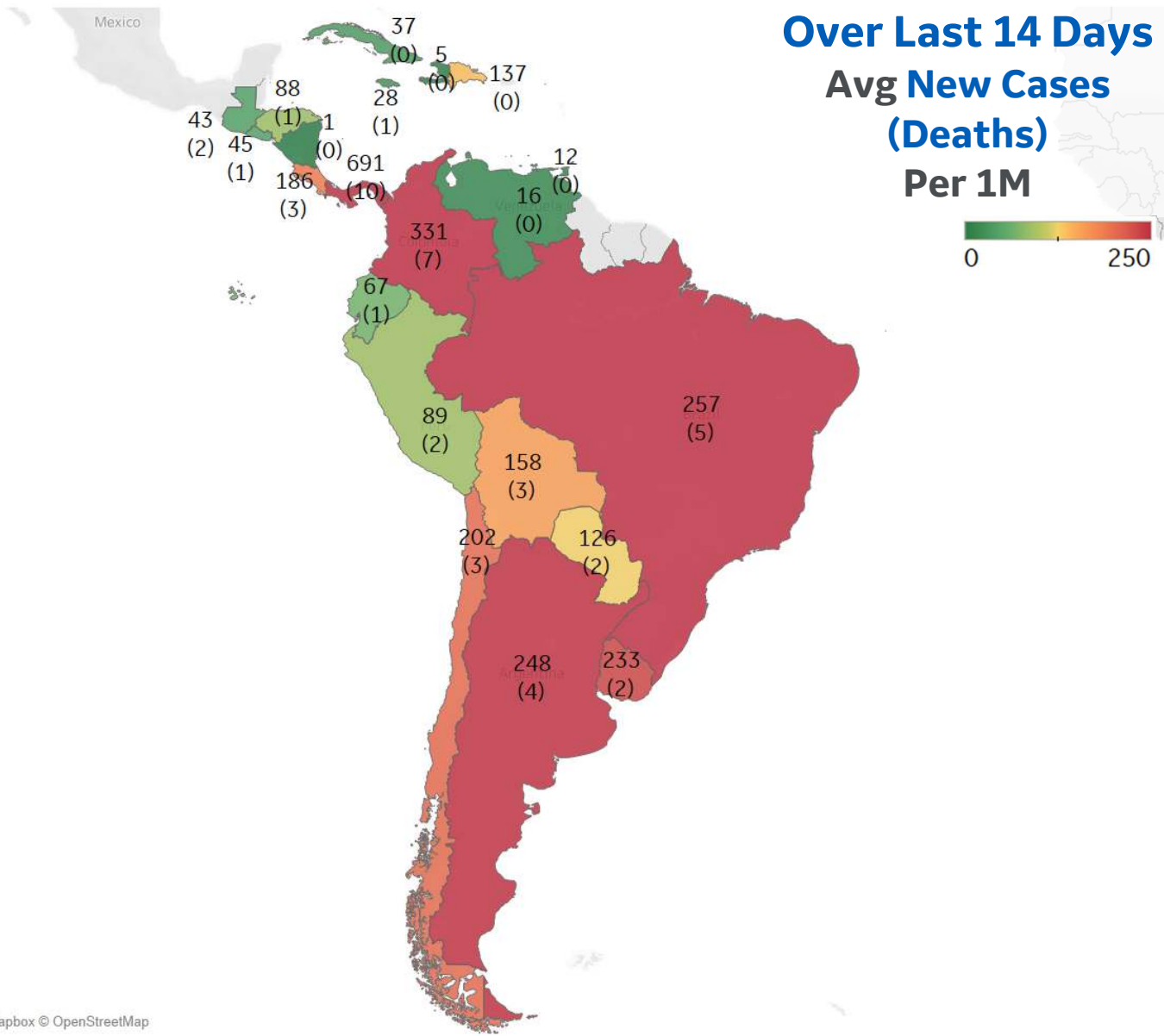
## Per 1M in Region

	Today	Change
Active Cases	2,747	+0.6%
Confirmed	205 new	+0.7%
Deaths	4 new	+0.5%
Recovered	186 new	+0.7%

## Most Daily New Cases / 1M

Panama	691
Colombia	331
Brazil	257
Argentina	248
Uruguay	233
Chile	202
Costa Rica	186
Bolivia	158
Dom. Rep.	137
Paraguay	126

\* Excludes regions with population < 1M







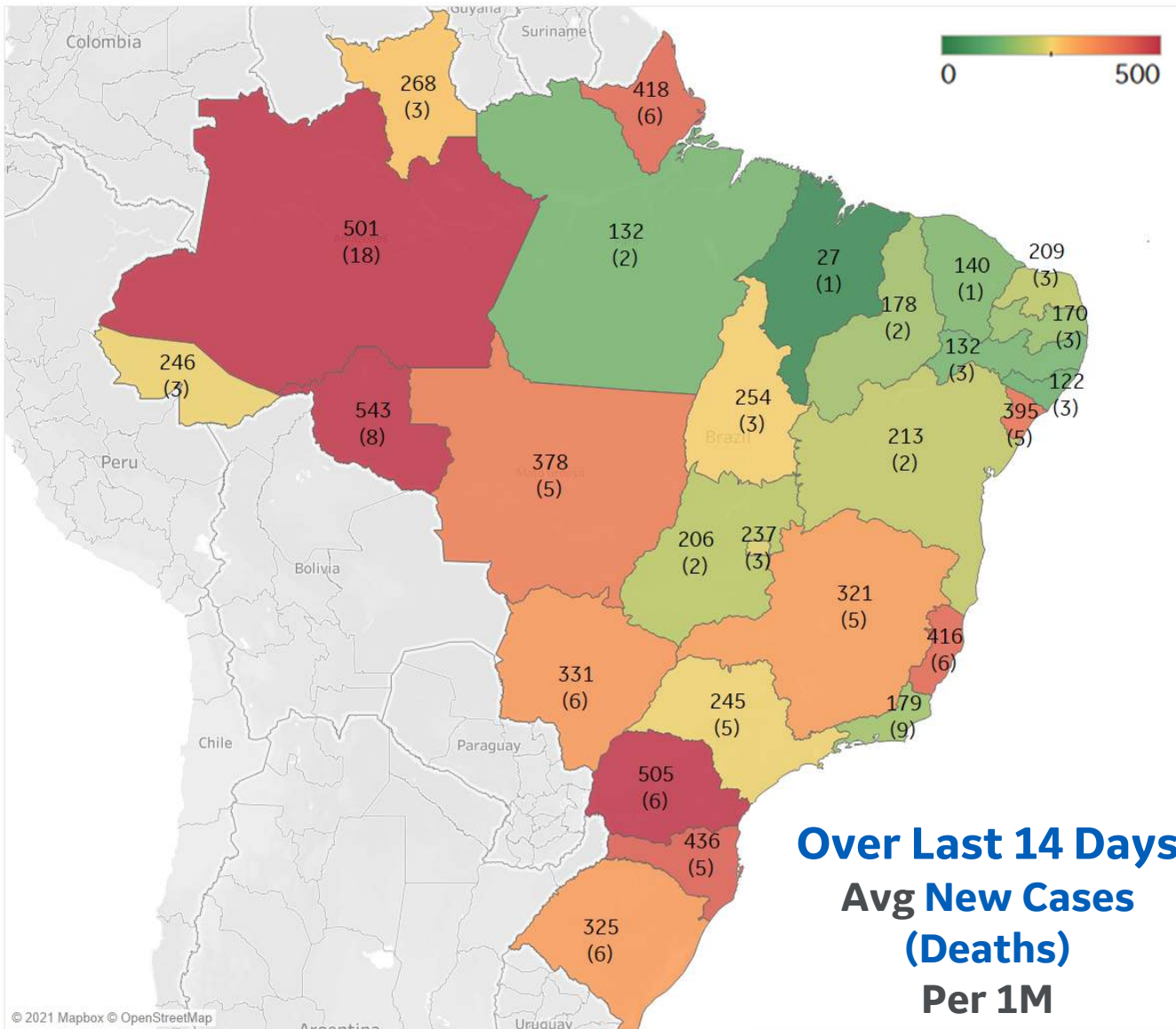
## Per 1M in Region

	Today	Change
Active Cases	3,502	+0.4%
Confirmed	292 new	+0.7%
Deaths	6 new	+0.6%
Recovered	271 new	+0.8%

## Most Daily New Cases / 1M

Rondônia	543
Paraná	505
Amazonas	501
Santa Catarina	436
Espírito Santo	416
Sergipe	395
MatoGrosso	378
MatoGrosso do ..	331
Rio Grande do ..	325
Minas Gerais	321

\* Excludes regions with population < 1M



**Over Last 14 Days**  
**Avg New Cases**  
**(Deaths)**  
**Per 1M**



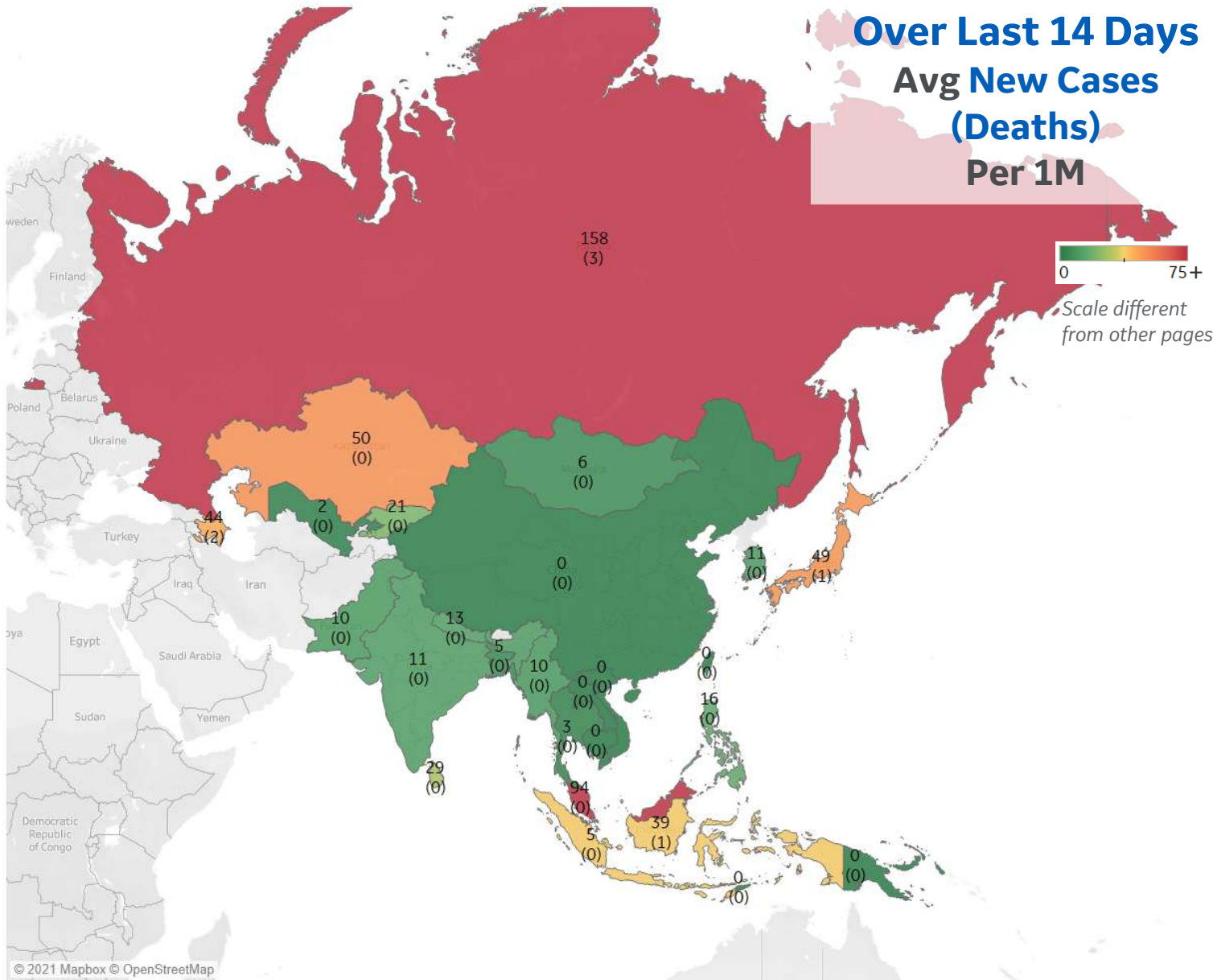
## Per 1M in Region

	Today	Change
Active Cases	274	-0.3%
Confirmed	14 new	+0.3%
Deaths	0.4 new	+0.5%
Recovered	15 new	+0.4%

## Most Daily New Cases / 1M

Russia	158
Malaysia	94
Kazakhstan	50
Japan	49
Azerbaijan	44
Indonesia	39
Sri Lanka	29
Kyrgyzstan	21
Philippines	16
Nepal	13

\* Excludes regions with population < 1M





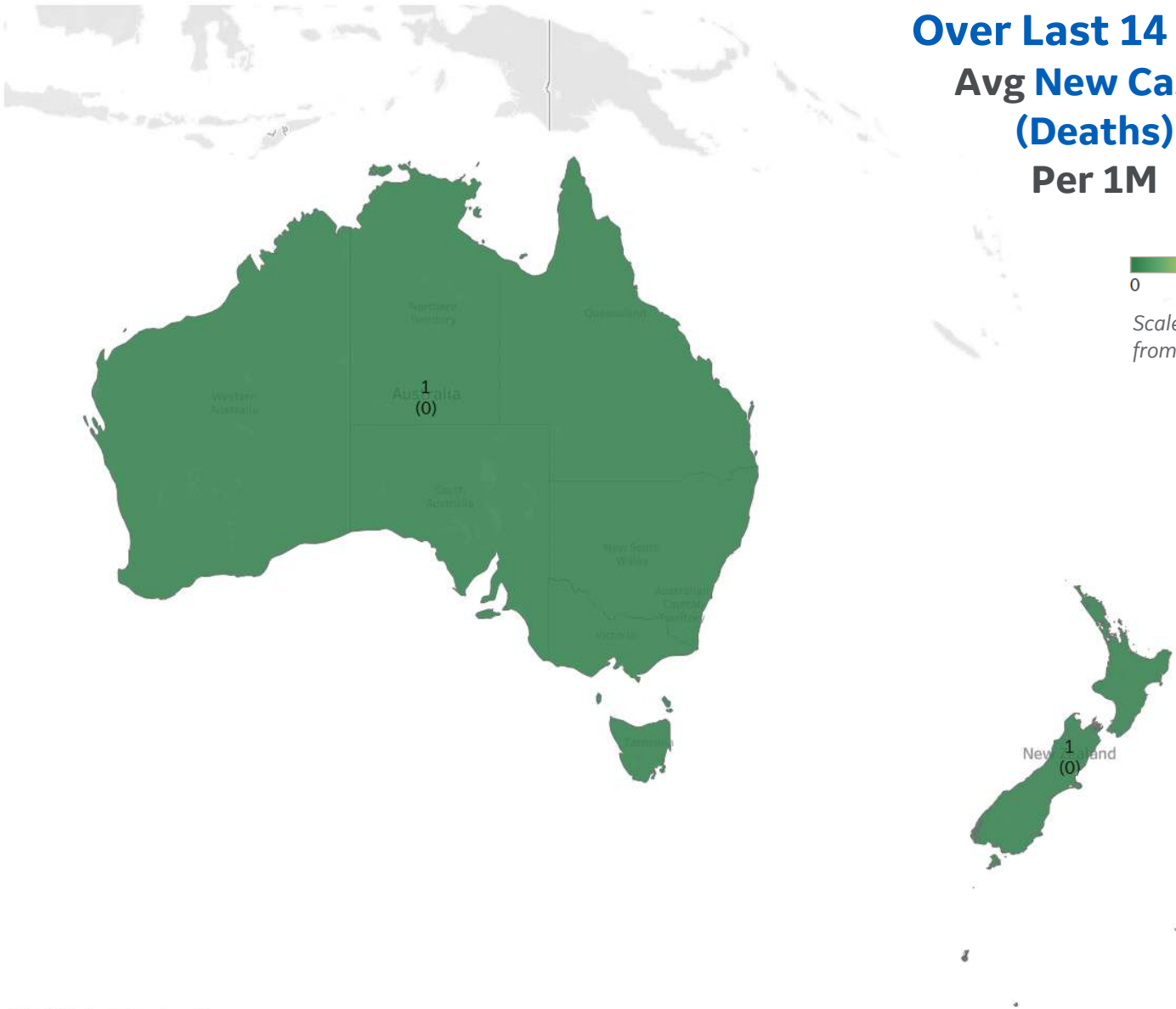
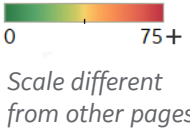
## Per 1M in Region

	Today	Change
Active Cases	63	-0.6%
Confirmed	0 new	+0%
Deaths	0 new	+0%
Recovered	1 new	+0.1%

## Most Daily New Cases / 1M

Australia	1
New Zealand	1

## Over Last 14 Days Avg New Cases (Deaths) Per 1M







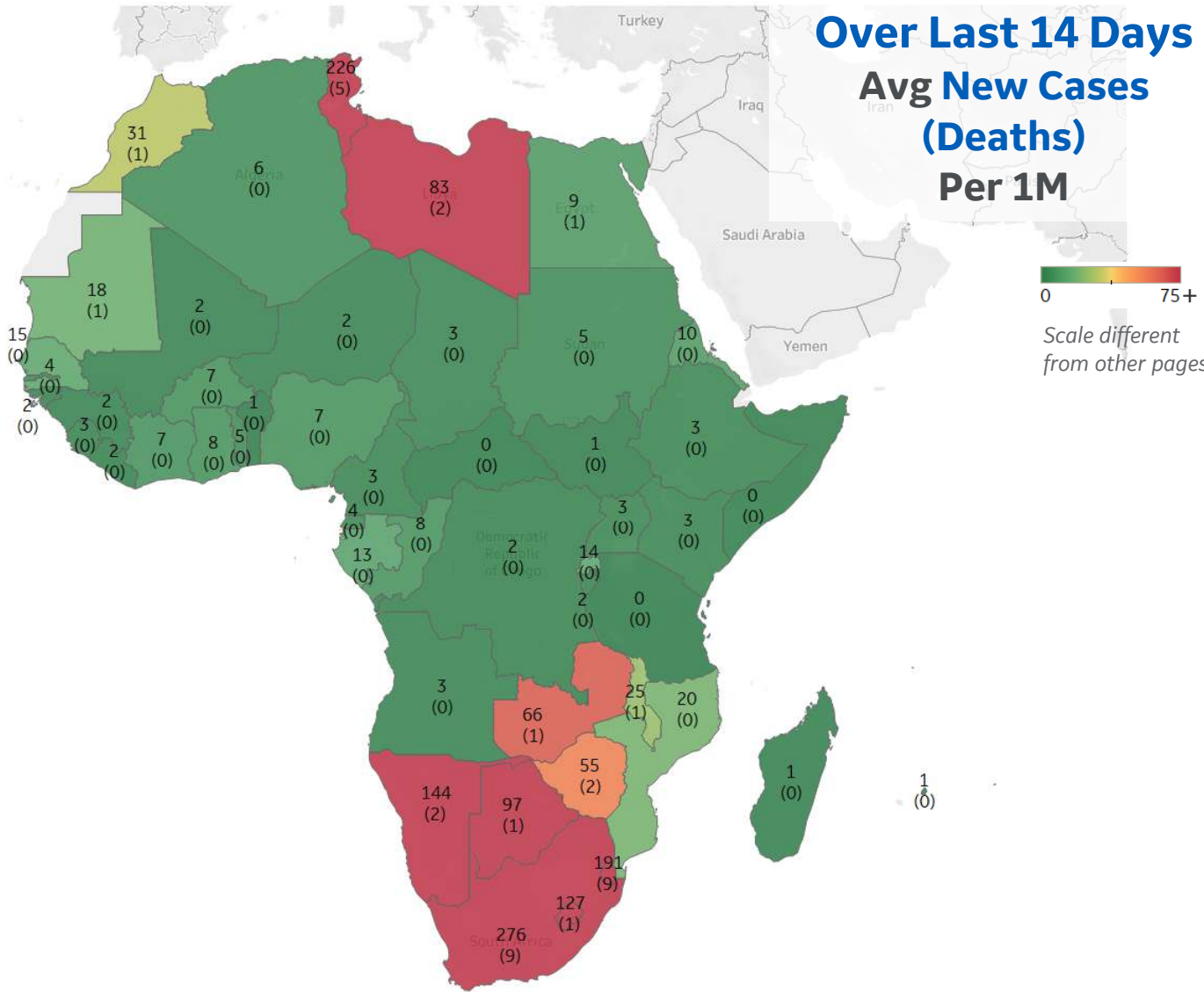
## Per 1M in Region

	Today	Change
Active Cases	362	-3.1%
Confirmed	17 new	+0.7%
Deaths	1.0 new	+1.5%
Recovered	28 new	+1.4%

## Most Daily New Cases / 1M

South Africa	276
Tunisia	226
Eswatini	191
Namibia	144
Lesotho	127
Botswana	97
Libya	83
Zambia	66
Zimbabwe	55
Morocco	31

\* Excludes regions with population < 1M





# Sources



\*\* Per 1M = Per 1 Million Population unless otherwise noted

**Johns Hopkins Coronavirus Resource Center:**

<https://coronavirus.jhu.edu/map.html>

**Worldometer Coronavirus Reporting:**

<https://www.worldometers.info/coronavirus/>

**Public Health England:**

<https://www.gov.uk/government/publications/covid-19-track-coronavirus-cases>

**US Department of Homeland Security, Homeland Infrastructure Foundation-Level Data:**

<https://hifld-geoplatform.opendata.arcgis.com/datasets/hospitals>

**City of New York, NYC Health:**

<https://www1.nyc.gov/site/doh/covid/covid-19-data.page>

**Chicago Coronavirus Latest Data:**

<https://www.chicago.gov/city/en/sites/covid-19/home/latest-data.html>

**National Health Commission of the PRC:**

<http://www.nhc.gov.cn/xcs/yqtb/202003/bf66696029ba420098164607240074f8.shtml>

**Korean Centers for Disease Control and Prevention:**

[http://www.cdc.go.kr/cdc\\_eng/](http://www.cdc.go.kr/cdc_eng/)

**CDC, Severe Outcomes Among Patients with Coronavirus Disease 2019 (COVID-19):**

<https://www.cdc.gov/mmwr/volumes/69/wr/mm6912e2.htm>

**Italian Department of Civil Protection, COVID Monitoring:**

<http://opendatadpc.maps.arcgis.com/apps/opsdashboard/index.html#/b0c68bce2cce478eaac82fe38d4138b1>

**The COVID Tracking Project:**

<https://covidtracking.com/data/>

**UK Office for National Statistics:**

<https://www.ons.gov.uk/peoplepopulationandcommunity/birthsdeathsandmarriages/deaths/bulletins/deathsregisteredweeklyinenglandandwalesprovisional/weekending24april2020>

**COVID-19 Information for Switzerland:**

<https://www.corona-data.ch/>

**The COVID Tracking Project:**

<https://covidtracking.com/data/api>

**European Centre for Disease Prevention and Control:**

<https://www.ecdc.europa.eu/en/publications-data/download-data-hospital-and-icu-admission-rates-and-current-occupancy-covid-19>

Worldwide Survival Rate, last 30d calculation =

$$\frac{[(Total\ Confirmed - Total\ Confirmed\ 30d\ ago) - (Total\ Deaths - Total\ Deaths\ 30d\ ago)]}{(Total\ Confirmed - Total\ Confirmed\ 30d\ ago)}$$

**Provincial Health Services Authority of Canada. BC Center for Disease Control:**

<http://www.bccdc.ca/about/news-stories/stories/2020/information-on-novel-coronavirus>

**Secretary of Health, Mexico:**

<https://www.gob.mx/salud/en>

**OECD Economic Outlooks, Statistics:**

[https://www.oecd-ilibrary.org/economics/data/oecd-economic-outlook-statistics-and-projections\\_eo-data-en](https://www.oecd-ilibrary.org/economics/data/oecd-economic-outlook-statistics-and-projections_eo-data-en)

**Public Health Authority of Sweden:**

<https://www.folkhalsomyndigheten.se/smittskydd-beredskap/utbrott/aktuella-utbrott/covid-19/bekraftade-fall-i-sverige>

**CDC:**

<https://www.cdc.gov/covid-data-tracker/index.html#demographics>

**CDC Provisional COVID19 Deaths Counts**

<https://data.cdc.gov/NCHS/Provisional-COVID-19-Death-Counts-by-Sex-Age-and-S/9bhg-hcku>

**Canada Regional Data:**

<https://health-infobase.canada.ca/covid-19/epidemiological-summary-covid-19-cases.html#fn1>

**Canada Regional Populations (Q4 2019):**

<https://www150.statcan.gc.ca/t1/tbl1/en/tv.action?pid=1710000901>

**CDC COVID Data Tracker:**

<https://covid.cdc.gov/covid-data-tracker/#vaccinations>

**Oxford Government Response Tracker:**

<https://www.bsg.ox.ac.uk/research/research-projects/coronavirus-government-response-tracker>

**Bloomberg COVID Vaccine Tracker:**

<https://www.bloomberg.com/graphics/covid-vaccine-tracker-global-distribution/>

**Vaccinated Persons in Turkey:**

<https://covid19asi.saglik.gov.tr/>

**The Economist: COVID-19 Excess Deaths Tracker:**

<https://github.com/TheEconomist/covid-19-excess-deaths-tracker>

**OECD: Quarterly National Accounts, Quarterly GDP**

<https://stats.oecd.org/Index.aspx?DataSetCode=QNA>