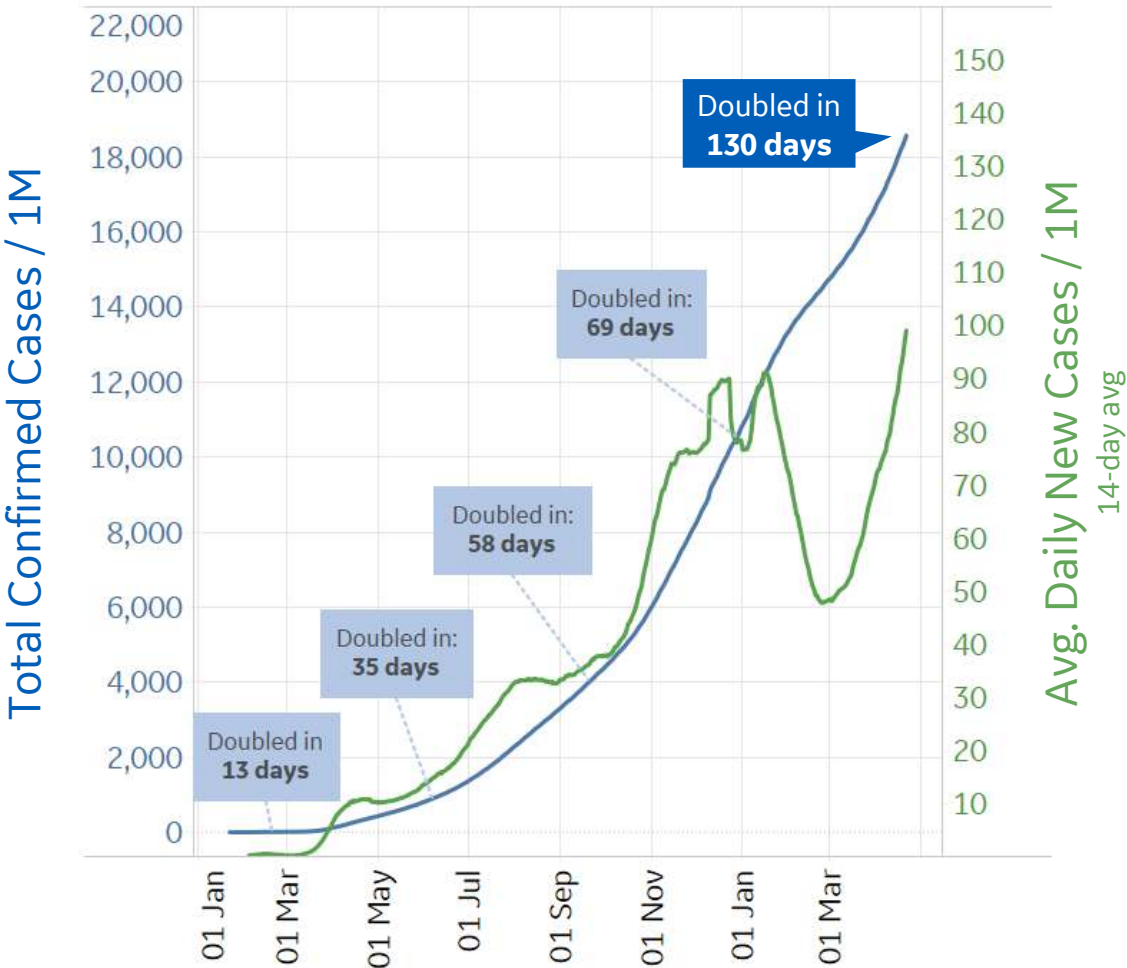




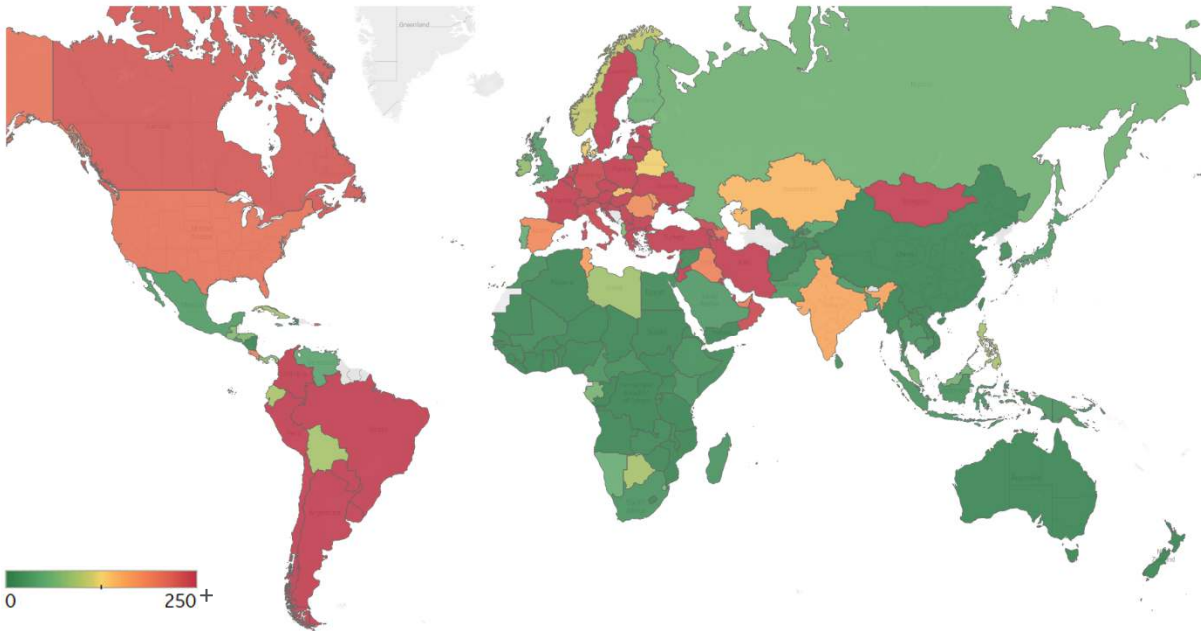
Global Confirmed & Active Cases

Trend since 22 Jan 2020



Avg. Daily New Cases / 1M

Over the last 14 days



Per 1M:	New Today	Change from 30 days ago
Active	47	+15%
Confirmed	115	+16%
Deaths	2	+12%
Recovered	66	+18%
	To Date	Last 30 Days
Worldwide Survival Rate	97.9%	98.3%

Key

World

North America

Europe

Middle East

Cent & South America

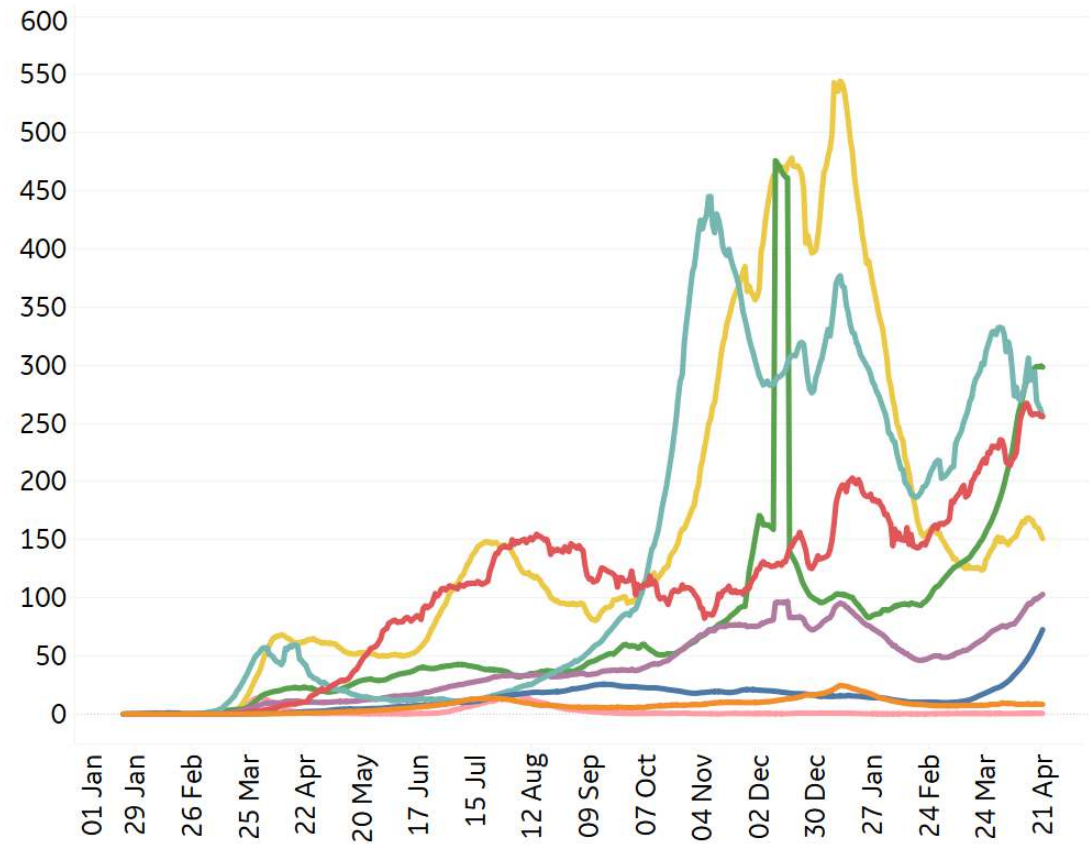
Asia

Africa

Oceania

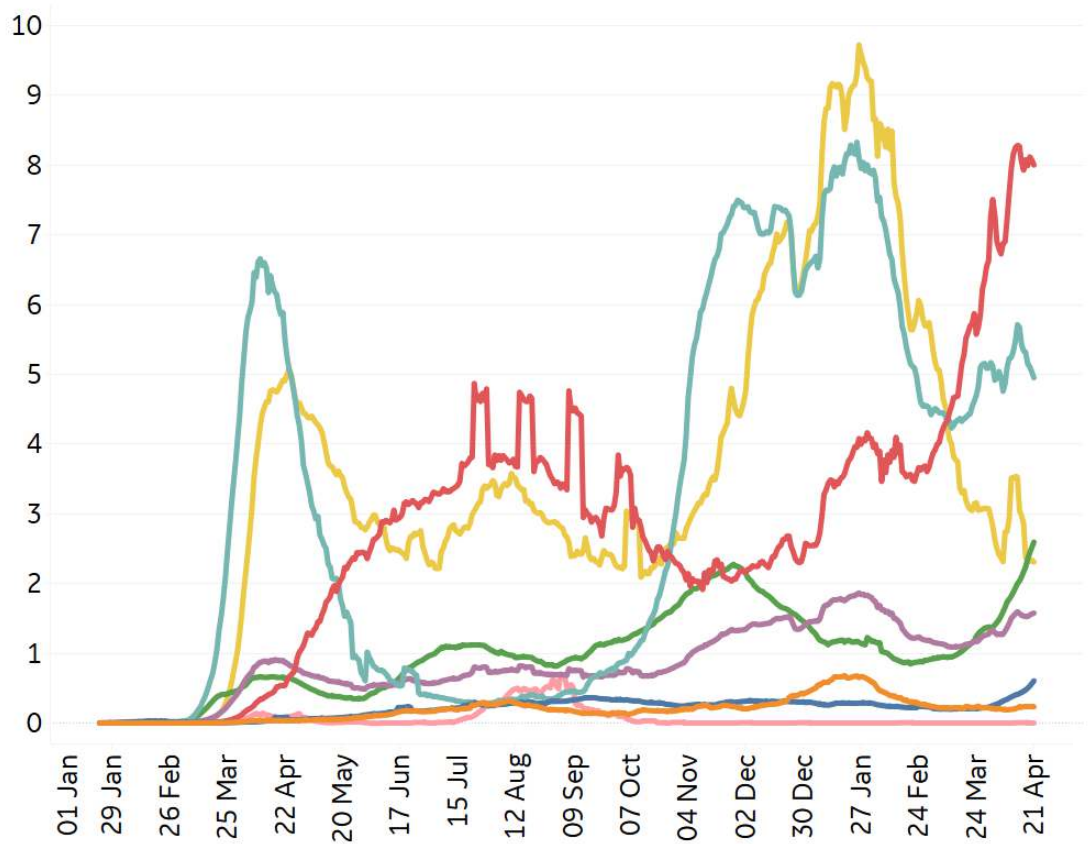
New Confirmed Cases / 1M

7-day rolling average



New Deaths / 1M

7-day rolling average



*Large jump in Middle East confirmed cases due to batched reporting of 823,225 new cases in **Turkey** on 10 Dec



Top 50 Countries: Per 1M



1 - 25

	Average over last 7 days		Total Since 22 Jan			Change from 14d Ago in 14 day avg of daily new	
	New Confirmed	New Deaths	Total Confirmed	Estimated Recovered	Total Deaths	Confirmed	Deaths
Czechia	263	8	150,328	143,064	2,681	-34%	-33%
Hungary	380	23	78,399	69,137	2,669	-36%	-2%
Bos. and Herz.	294	19	58,862	52,172	2,463	-34%	-11%
Bulgaria	254	15	56,547	50,198	2,248	-40%	-2%
North Macedo..	309	16	71,335	63,921	2,187	-30%	-9%
Slovakia	114	13	69,139	65,131	2,070	-26%	8%
Belgium	306	3	82,847	76,305	2,059	-12%	10%
Slovenia	343	3	112,590	104,724	2,009	-8%	-14%
Italy	226	6	64,585	59,251	1,952	-21%	-7%
UK	37	0	64,978	62,668	1,879	-47%	-26%
Brazil	302	13	66,442	60,274	1,795	-4%	2%
Peru	222	9	52,138	46,726	1,758	3%	55%
US	190	2	96,259	91,700	1,720	3%	-25%
Poland	368	13	71,829	63,629	1,677	-30%	45%
Portugal	48	0	81,620	79,249	1,662	16%	-27%
Spain	180	2	73,705	69,498	1,655	29%	-42%
Croatia	538	10	76,347	67,196	1,630	41%	69%
France	493	5	83,284	73,551	1,563	15%	11%
EU	292	5	66,794	60,764	1,503	-5%	7%
Panama	72	1	83,823	81,367	1,436	-15%	-42%
Moldova	143	6	61,327	57,530	1,399	-45%	-38%
Lithuania	382	4	86,888	80,160	1,397	32%	34%
Romania	153	9	53,905	49,997	1,393	-36%	13%
Sweden	551	2	91,525	81,981	1,373	9%	29%
Colombia	324	8	53,089	47,364	1,368	75%	103%

26 - 50

	Average over last 7 days		Total Since 22 Jan			Change from 14d Ago in 14 day avg of daily new	
	New Confirmed	New Deaths	Total Confirmed	Estimated Recovered	Total Deaths	Confirmed	Deaths
Armenia	260	7	71,043	65,791	1,331	-9%	19%
Argentina	523	5	61,279	52,881	1,329	77%	72%
Chile	352	6	59,709	53,236	1,326	3%	12%
Switzerland	234	1	74,195	69,562	1,219	21%	-27%
Kosovo	203	6	55,185	50,350	1,141	-37%	3%
Austria	252	3	66,629	61,735	1,110	-20%	14%
Latvia	295	5	59,900	54,659	1,102	24%	40%
Lebanon	268	5	75,466	70,163	1,030	-22%	-15%
Netherlands	480	1	84,685	77,301	1,004	6%	4%
Georgia	280	3	74,963	70,610	995	91%	11%
Ireland	75	1	49,556	47,485	983	-25%	19%
Ukraine	286	9	46,361	41,014	973	-7%	12%
Estonia	340	6	89,548	83,341	836	-44%	-13%
Jordan	269	6	68,155	62,947	826	-49%	-25%
Israel	15	1	96,758	95,762	733	-56%	-29%
Serbia	309	4	76,774	71,336	698	-34%	-4%
West Bank an..	354	5	62,601	56,037	678	-7%	36%
Uruguay	844	18	49,688	35,957	600	16%	120%
Turkey	713	4	52,723	42,649	438	50%	63%
Bahrain	605	3	98,241	88,932	357	12%	50%
Kuwait	322	2	61,188	56,196	347	8%	-16%
Cyprus	664	2	48,755	40,643	244	56%	61%
UAE	192	0	50,836	47,972	158	-9%	-36%
Qatar	308	3	69,134	64,491	139	19%	90%
Total World	103	2	18,568	16,787	395	30%	19%

Change from 14d ago:
Compares 14d-avgs. of Daily New Cases/Deaths
today with 14d-avgs. from 14d ago

Estimated Recovered: Cases 14d ago - Deaths today

Top 50 countries selected by Cases / 1M
Sorted by Total Deaths / 1M
Excluded countries with population < 1M



Top 50 Countries: Raw Volume

Updated 22 Apr 2021, 3:30 GMT

4

1 - 25

	Average over last 7 days		Total Since 22 Jan			Change from 14d Ago in 14 day avg of daily new	
	New Confirmed	New Deaths	Total Confirmed	Estimated Recovered	Total Deaths	Confirmed	Deaths
EU	129,970	2,397	29,740,141	27,055,246	669,198	-5%	7%
US	62,962	704	31,862,094	30,352,984	569,402	3%	-25%
Brazil	64,184	2,799	14,122,795	12,811,730	381,475	-4%	2%
Mexico	3,509	398	2,315,811	2,048,282	213,597	2%	34%
India	265,173	1,648	15,930,774	12,743,917	184,657	163%	188%
UK	2,534	24	4,411,068	4,254,253	127,577	-47%	-26%
Italy	13,672	349	3,904,899	3,582,396	117,997	-21%	-7%
Russia	8,579	380	4,673,699	4,449,544	104,937	-2%	-1%
France	32,208	301	5,436,229	4,800,939	102,046	15%	11%
Germany	19,678	216	3,222,888	2,859,341	80,938	30%	40%
Spain	8,436	87	3,446,072	3,249,372	77,364	29%	-42%
Colombia	16,502	397	2,701,313	2,410,021	69,596	75%	103%
Iran	24,003	365	2,311,813	1,916,435	67,913	103%	155%
Poland	13,911	506	2,718,493	2,408,144	63,473	-30%	45%
Argentina	23,628	220	2,769,552	2,389,985	60,083	77%	72%
Peru	7,336	306	1,719,088	1,540,639	57,954	3%	55%
South Africa	1,197	63	1,569,935	1,499,669	53,940	20%	12%
Indonesia	5,341	157	1,620,569	1,503,369	44,007	3%	-7%
Ukraine	12,520	374	2,027,544	1,793,695	42,565	-7%	12%
Turkey	60,148	320	4,446,591	3,596,950	36,975	50%	63%
Czechia	2,820	84	1,609,861	1,532,066	28,711	-34%	-33%
Romania	2,937	170	1,037,009	961,831	26,793	-36%	13%
Hungary	3,669	217	757,360	667,889	25,787	-36%	-2%
Chile	6,734	115	1,141,403	1,017,669	25,353	3%	12%
Belgium	3,550	38	960,169	884,345	23,867	-12%	10%

26 - 50

	Average over last 7 days		Total Since 22 Jan			Change from 14d Ago in 14 day avg of daily new	
	New Confirmed	New Deaths	Total Confirmed	Estimated Recovered	Total Deaths	Confirmed	Deaths
Canada	8,593	48	1,155,053	1,011,481	23,761	43%	43%
Ecuador	1,758	58	362,843	321,800	17,804	2%	44%
Netherlands	8,218	22	1,451,071	1,324,540	17,202	6%	4%
Portugal	485	3	832,255	808,079	16,952	16%	-27%
Pakistan	5,489	118	778,238	688,819	16,698	13%	44%
Philippines	9,918	117	962,307	802,899	16,265	6%	116%
Bulgaria	1,762	107	392,913	348,801	15,618	-40%	-2%
Iraq	7,543	37	1,001,854	880,524	15,098	23%	10%
Sweden	5,565	20	924,340	827,944	13,863	9%	29%
Slovakia	624	72	377,473	355,590	11,304	-26%	8%
Bangladesh	4,127	99	732,060	648,595	10,683	-7%	81%
Switzerland	2,023	8	642,131	602,029	10,546	21%	-27%
Austria	2,269	31	600,089	556,011	9,997	-20%	14%
Japan	4,365	38	547,836	483,123	9,737	70%	26%
Morocco	525	7	507,338	490,719	8,969	12%	26%
Jordan	2,745	63	695,390	642,252	8,429	-49%	-25%
Lebanon	1,827	36	515,088	478,891	7,027	-22%	-15%
Saudi Arabia	983	11	408,038	388,094	6,858	51%	46%
Israel	129	5	837,492	828,870	6,346	-56%	-29%
Panama	309	3	361,678	351,081	6,196	-15%	-42%
Serbia	2,700	36	670,801	623,293	6,095	-34%	-4%
Kazakhstan	2,810	3	349,987	309,257	3,301	43%	-12%
UAE	1,899	3	502,791	474,458	1,561	-9%	-36%
Malaysia	2,283	7	381,813	353,068	1,400	55%	66%
Total World	797,568	12,208	143,842,820	130,045,340	3,058,145	30%	19%

*Change from 14d ago:
Compares 14d-avgs. of Daily New Cases/Deaths
today with 14d-avgs. from 14d ago

Estimated Recovered: Cases 14d ago - Deaths today

Top 50 countries selected by Total Cases
Sorted by Raw Total Deaths
Excluded countries with population < 1M

N/A** due to inconsistent reporting of Recovered Cases



United States: Per 1M



1 - 25

	Average over last 7 days		Total Since 22 Jan			Change from 14d Ago in 14 day avg of daily new	
	New Confirmed	New Deaths	Total Confirmed	Estimated Recovered	Total Deaths	Confirmed	Deaths
New Jersey	384	4	111,161	102,757	2,845	-18%	14%
New York	290	3	103,467	96,298	2,659	-19%	-21%
Massachusetts	245	1	98,188	91,850	2,539	-15%	-64%
Rhode Island	323	2	137,486	129,670	2,509	8%	-21%
Mississippi	82	2	104,100	100,616	2,407	7%	-10%
Arizona	89	2	117,576	113,898	2,363	14%	-3%
Connecticut	228	2	93,399	87,157	2,251	-15%	11%
Louisiana	114	2	97,741	94,076	2,219	24%	2%
South Dakota	184	1	137,360	132,278	2,209	-2%	14%
Alabama	105	2	106,944	103,330	2,204	46%	-6%
Pennsylvania	339	4	87,532	80,558	2,017	10%	33%
North Dakota	188	2	139,382	134,703	1,988	-5%	300%
Indiana	183	1	105,553	101,037	1,968	28%	20%
New Mexico	96	2	93,371	90,121	1,917	3%	6%
Illinois	232	2	103,336	97,960	1,895	17%	7%
Arkansas	66	1	110,697	107,958	1,891	10%	-52%
Iowa	137	2	114,553	110,593	1,870	-9%	-57%
Georgia	127	3	102,453	98,741	1,868	4%	-19%
S. Carolina	179	2	110,973	106,680	1,819	-13%	-4%
Michigan	642	6	89,662	77,839	1,815	12%	79%
Tennessee	214	2	122,684	118,227	1,773	22%	-27%
Nevada	121	2	101,212	97,573	1,749	39%	-24%
Texas	116	2	98,784	95,371	1,716	1%	-32%
Oklahoma	63	1	112,703	109,981	1,697	-9%	-97%
Kansas	74	1	105,858	103,115	1,688	9%	-47%

26 - 51

	Average over last 7 days		Total Since 22 Jan			Change from 14d Ago in 14 day avg of daily new	
	New Confirmed	New Deaths	Total Confirmed	Estimated Recovered	Total Deaths	Confirmed	Deaths
Delaware	364	2	104,741	98,010	1,646	17%	13%
Ohio	152	1	90,545	86,562	1,628	5%	-38%
Florida	284	3	101,703	96,012	1,612	17%	-18%
West Virginia	214	4	83,636	78,997	1,562	-1%	-24%
DC	148	2	66,512	62,672	1,554	-7%	-9%
California	59	2	94,277	91,777	1,549	2%	-38%
Missouri	-111	1	95,431	93,989	1,476	-102%	91%
Montana	121	4	100,617	97,278	1,457	8%	17%
Kentucky	128	3	98,245	95,013	1,426	-1%	-48%
Maryland	199	3	72,579	68,135	1,423	2%	23%
Wisconsin	137	1	112,267	108,926	1,276	16%	-20%
Minnesota	338	2	99,377	93,186	1,263	15%	13%
Virginia	157	2	76,106	72,464	1,247	0%	-17%
Wyoming	97	0	99,382	96,750	1,218	1%	-33%
N. Carolina	187	2	90,820	86,987	1,190	18%	-16%
Nebraska	186	0	112,487	108,848	1,152	-18%	156%
Idaho	113	2	103,946	101,005	1,135	-19%	71%
Colorado	265	1	85,873	80,912	1,079	20%	19%
New Hampshire	253	1	67,952	63,000	936	1%	5%
Washington	185	1	51,244	48,162	712	23%	9%
Utah	120	1	122,853	120,478	679	-5%	-33%
Oregon	167	1	41,997	39,277	585	57%	-50%
Maine	328	1	43,494	38,617	571	56%	31%
Alaska	223	4	91,150	87,444	457	-1%	2000%
Vermont	172	1	35,638	32,371	389	-26%	63%
Hawaii	67	0	23,263	21,959	335	-14%	-30%

*Change from 14d ago:
Compares 14d-avgs. of Daily New Cases/Deaths
today with 14d-avgs. from 14d ago

Estimated Recovered: Cases 14d ago - Deaths today

Sorted by Total Deaths / 1M

N/As due to states revising and updating case counts



United States: Raw Volume



1 - 25

	Average over last 7 days		Total Since 22 Jan			Change from 14d Ago in 14 day avg of daily new	
	New Confirmed	New Deaths	Total Confirmed	Estimated Recovered	Total Deaths	Confirmed	Deaths
California	2,339	68	3,725,088	3,626,300	61,193	2%	-38%
New York	5,643	55	2,012,806	1,873,348	51,732	-19%	-21%
Texas	3,350	56	2,864,319	2,765,362	49,748	1%	-32%
Florida	6,095	65	2,184,354	2,062,131	34,616	17%	-18%
Pennsylvania	4,336	45	1,120,581	1,031,307	25,819	10%	33%
New Jersey	3,409	38	987,350	912,708	25,271	-18%	14%
Illinois	2,945	22	1,309,459	1,241,333	24,018	17%	7%
Georgia	1,345	33	1,087,791	1,048,370	19,829	4%	-19%
Ohio	1,779	6	1,058,395	1,011,831	19,033	5%	-38%
Michigan	6,409	62	895,445	777,362	18,130	12%	79%
Massachusetts	1,688	10	676,758	633,075	17,498	-15%	-64%
Arizona	648	13	855,804	829,031	17,199	14%	-3%
Indiana	1,234	9	710,607	680,204	13,248	28%	20%
N. Carolina	1,964	22	952,529	912,330	12,480	18%	-16%
Tennessee	1,465	11	837,833	807,394	12,111	22%	-27%
Alabama	512	11	524,367	506,645	10,807	46%	-6%
Virginia	1,342	19	649,608	618,515	10,640	0%	-17%
Louisiana	529	7	454,377	437,339	10,316	24%	2%
S. Carolina	920	9	571,369	549,266	9,365	-13%	-4%
Missouri	-679	9	585,701	576,850	9,056	-102%	91%
Maryland	1,205	16	438,789	411,921	8,605	2%	23%
Connecticut	814	6	332,995	310,740	8,027	-15%	11%
Wisconsin	797	4	653,670	634,212	7,430	16%	-20%
Mississippi	244	6	309,818	299,448	7,163	7%	-10%
Minnesota	1,907	9	560,450	525,536	7,122	15%	13%

26 - 51

	Average over last 7 days		Total Since 22 Jan			Change from 14d Ago in 14 day avg of daily new	
	New Confirmed	New Deaths	Total Confirmed	Estimated Recovered	Total Deaths	Confirmed	Deaths
Oklahoma	248	3	445,963	435,190	6,716	-9%	-97%
Kentucky	572	13	438,927	424,487	6,373	-1%	-48%
Colorado	1,529	6	494,521	465,953	6,215	20%	19%
Iowa	433	6	361,423	348,930	5,899	-9%	-57%
Arkansas	199	4	334,061	325,797	5,708	10%	-52%
Washington	1,411	9	390,214	366,748	5,422	23%	9%
Nevada	371	5	311,750	300,541	5,388	39%	-24%
Kansas	216	2	308,399	300,406	4,917	9%	-47%
New Mexico	201	3	195,783	188,969	4,020	3%	6%
West Virginia	384	6	149,888	141,574	2,800	-1%	-24%
Rhode Island	342	2	145,647	137,367	2,658	8%	-21%
Oregon	704	3	177,134	165,661	2,467	57%	-50%
Nebraska	360	0	217,596	210,556	2,229	-18%	156%
Utah	384	2	393,862	386,249	2,177	-5%	-33%
Idaho	202	3	185,759	180,503	2,028	-19%	71%
South Dakota	163	1	121,517	117,021	1,954	-2%	14%
Delaware	354	2	101,993	95,439	1,603	17%	13%
Montana	129	4	107,537	103,969	1,557	8%	17%
North Dakota	143	1	106,218	102,652	1,515	-5%	300%
New Hampshire	345	2	92,395	85,662	1,273	1%	5%
DC	105	1	46,941	44,231	1,097	-7%	-9%
Maine	442	2	58,465	51,909	768	56%	31%
Wyoming	56	0	57,518	55,995	705	1%	-33%
Hawaii	95	0	32,938	31,091	474	-14%	-30%
Alaska	163	3	66,680	63,969	334	-1%	2000%
Vermont	107	1	22,238	20,199	243	-26%	63%

*Change from 14d ago:
Compares 14d-avgs. of Daily New Cases/Deaths
today with 14d-avgs. from 14d ago

Estimated Recovered: Cases 14d ago - Deaths today

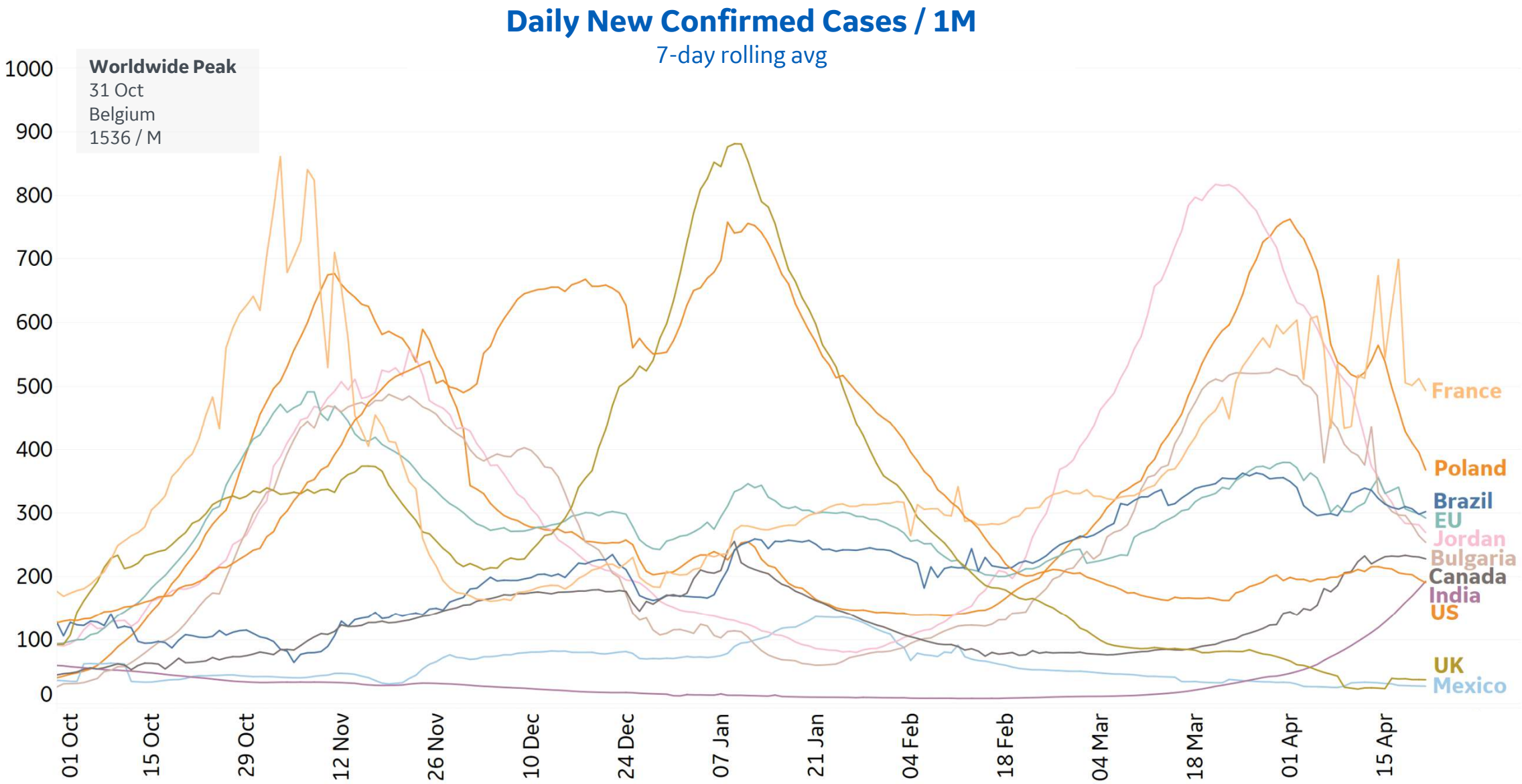
Sorted by Raw Total Deaths

N/As due to states revising and updating case counts



New Confirmed Cases in Select Countries

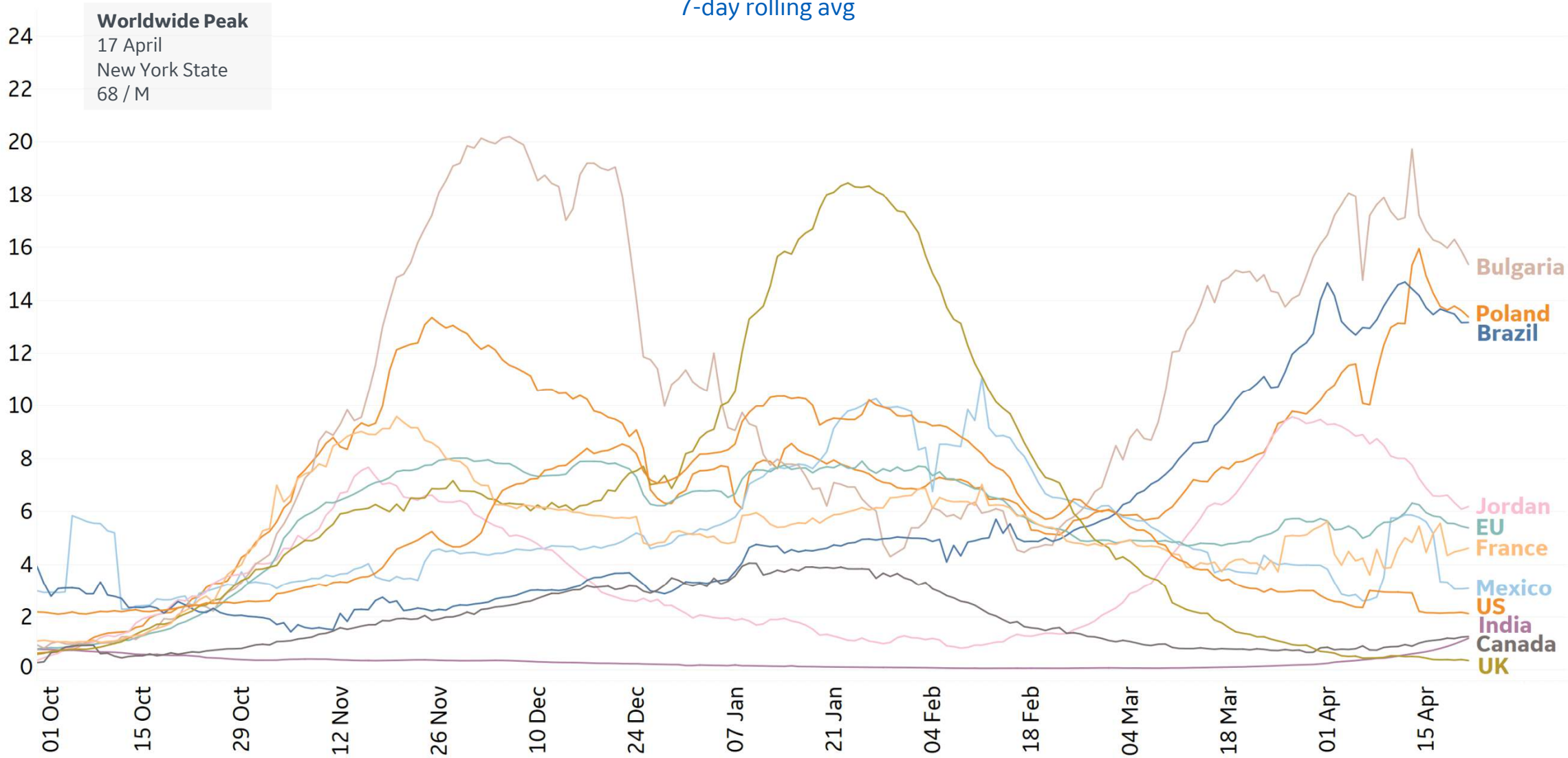
Updated 22 Apr 2021, 3:30 GMT 7





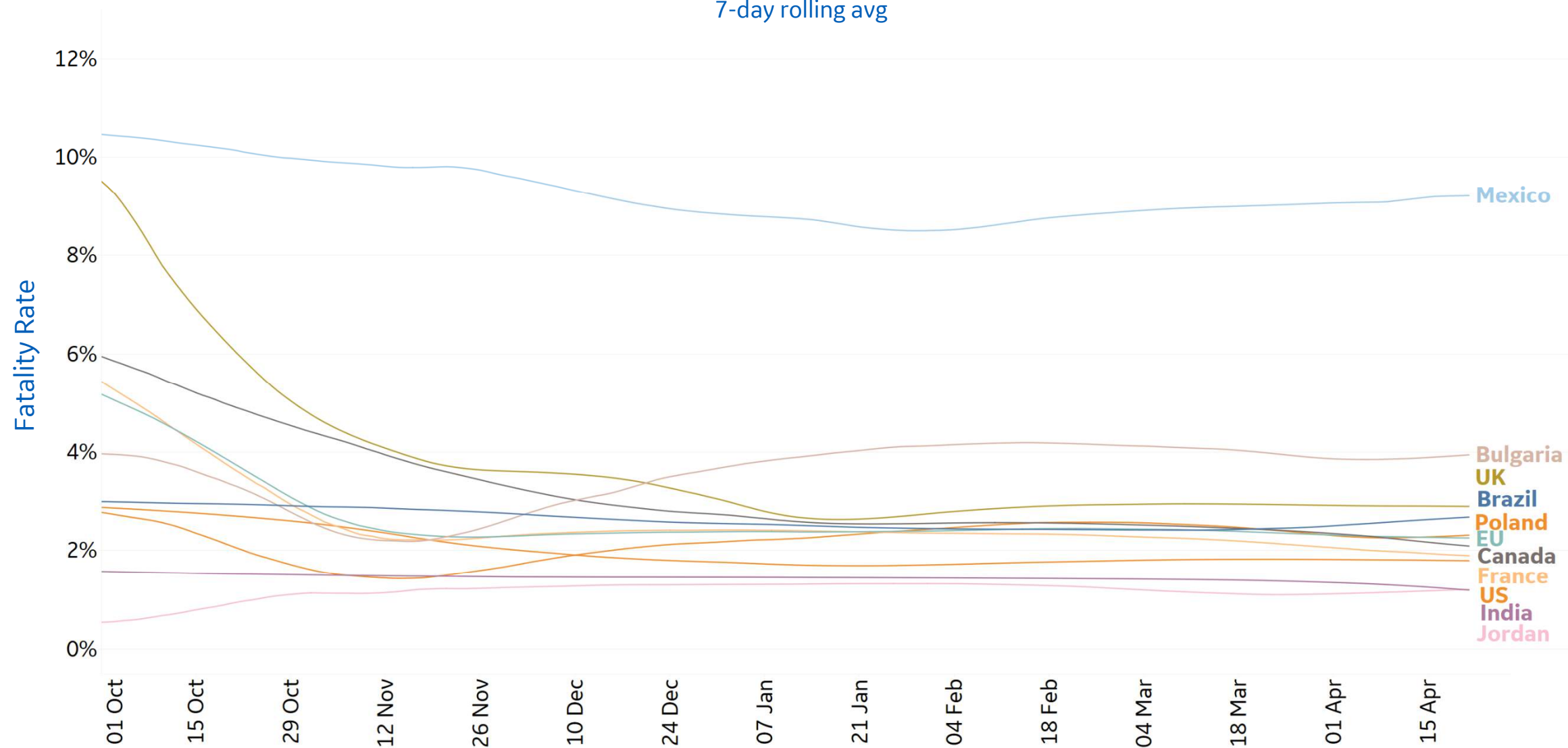
New Deaths in Select Countries

Daily New Deaths / 1M
7-day rolling avg





7-day rolling avg



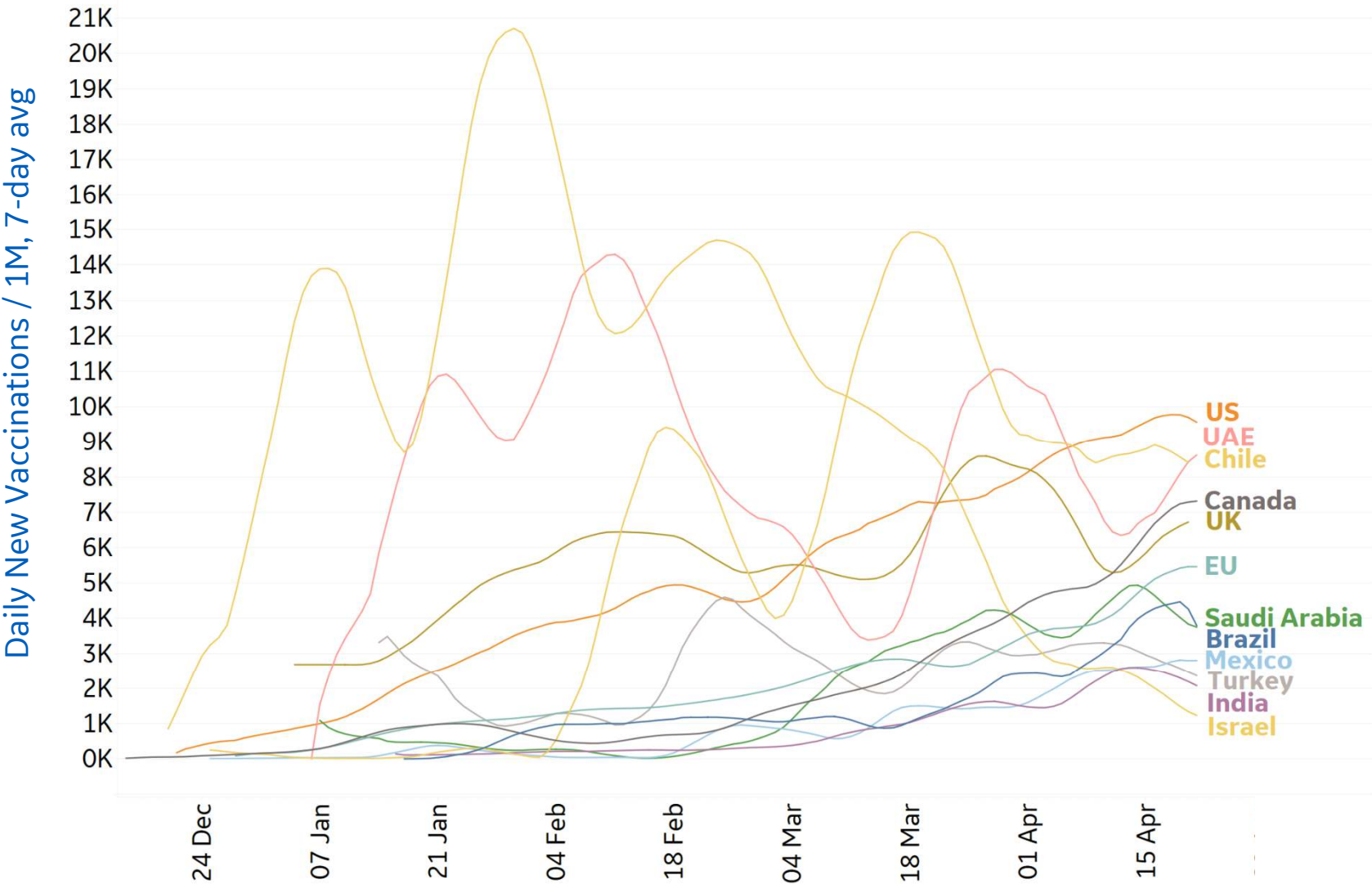


Daily & Total Vaccinations, Select Countries

Updated 22 Apr 2021, 3:30 GMT

11

Select countries with data available



	Total Vax per 1M	% of Population FULLY Vaccinated
Israel	1,197,811	57.7%
UAE	1,000,971	38.8%
Chile	708,493	30.0%
US	652,417	26.5%
UK	646,901	15.9%
Hungary	495,709	14.8%
Spain	288,694	7.7%
Canada	286,103	2.5%
Germany	282,357	6.8%
France	273,751	7.4%
Portugal	272,199	7.0%
EU	271,909	7.3%
Italy	269,116	7.9%
Turkey	242,802	9.4%
Saudi Arabia	218,635	
Brazil	160,231	4.3%
Mexico	116,368	3.5%
India	93,946	1.3%

*Total Vax and % Fully Vaccinated use most current reported data per country



US State Vaccinations to Date



State	% Fully Vaccinated	% Rec'd at Least 1 Dose	Population
Maine	33.9%	50.0%	1,344,212
New Mexico	33.1%	48.4%	2,096,829
Connecticut	33.0%	50.3%	3,565,287
Vermont	32.8%	48.9%	623,989
Alaska	32.8%	40.2%	731,545
Rhode Island	32.6%	46.8%	1,059,361
South Dakota	31.8%	43.3%	884,659
Hawaii	31.5%	47.1%	1,415,872
New Jersey	31.1%	47.4%	8,882,190
Massachusetts	30.7%	50.0%	6,892,503
North Dakota	30.1%	38.1%	762,062
Wisconsin	30.0%	43.0%	5,822,434
New York	29.8%	44.0%	19,453,561
Minnesota	29.7%	43.1%	5,639,632
Maryland	29.2%	44.1%	6,045,680
Iowa	29.2%	41.5%	3,155,070
New Hampshire	29.0%	58.8%	1,359,711
Nebraska	28.6%	41.4%	1,934,408
Montana	28.4%	38.8%	1,068,778
Kentucky	28.3%	39.2%	4,467,673
Washington	28.0%	41.7%	7,614,893
Virginia	27.7%	43.2%	8,535,519
Ohio	27.5%	38.3%	11,689,100
Pennsylvania	27.4%	44.7%	12,801,989
Kansas	27.3%	40.7%	2,913,314

26.0%
Total US population
fully vaccinated
(**259,993** per million)

39.9%
Total US population
having received
at least 1 dose
(**398,608** per million)

Fully vaccinated people are persons who
have received all doses required per vaccine

State	% Fully Vaccinated	% Rec'd at Least 1 Dose	Population
West Virginia	27.2%	34.8%	1,792,147
Colorado	27.1%	43.3%	5,758,736
Michigan	27.1%	39.4%	9,986,857
Delaware	26.9%	42.9%	973,764
Oklahoma	26.9%	37.4%	3,956,971
Illinois	26.2%	42.7%	12,671,821
California	26.1%	44.5%	39,512,223
Oregon	25.9%	40.0%	4,217,737
North Carolina	25.5%	37.0%	10,488,084
Arizona	25.4%	38.2%	7,278,717
Wyoming	25.0%	32.8%	578,759
Florida	24.9%	38.8%	21,477,737
Nevada	24.8%	37.1%	3,080,156
Louisiana	24.1%	31.2%	4,648,794
South Carolina	24.1%	34.9%	5,148,714
Idaho	23.8%	32.5%	1,787,065
Missouri	23.8%	34.9%	6,137,428
Indiana	23.4%	33.8%	6,732,219
Texas	23.2%	35.8%	28,995,881
Arkansas	22.2%	33.9%	3,017,804
Mississippi	21.7%	29.7%	2,976,149
Tennessee	21.1%	32.5%	6,829,174
Utah	20.3%	36.6%	3,205,958
Georgia	20.2%	33.1%	10,617,423
Alabama	20.1%	30.7%	4,903,185



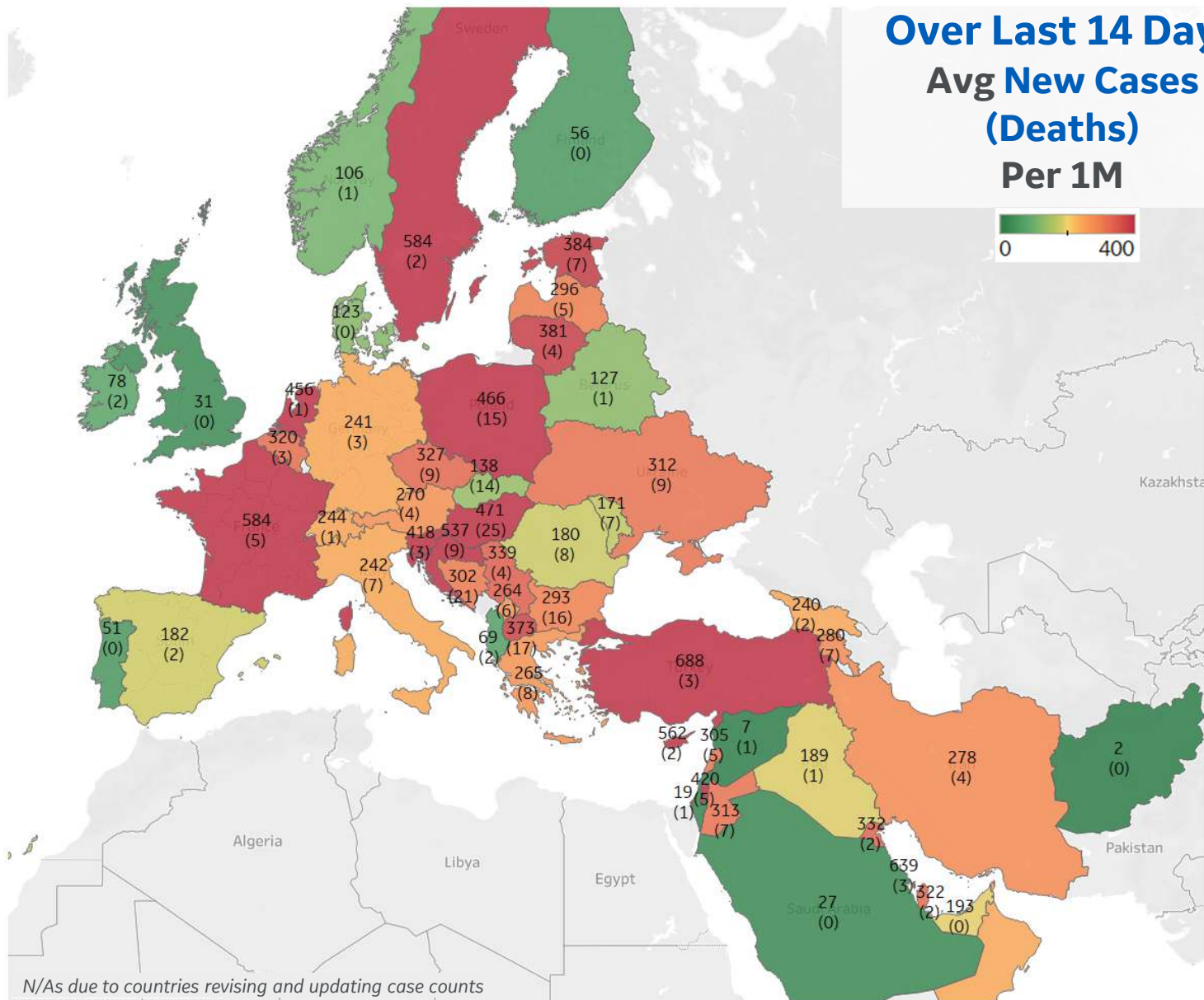
Per 1M in Region

	Today	Change
Active Cases	21,696	+0.47%
Confirmed	302 new	+0.6%
Deaths	5 new	+0.4%
Recovered	196 new	+0.6%

Most Daily New Cases / 1M

Turkey	688
Bahrain	639
Sweden	584
France	584
Cyprus	562
Croatia	537
Hungary	471
Poland	466
Netherlands	456

* Excludes regions with population < 1M





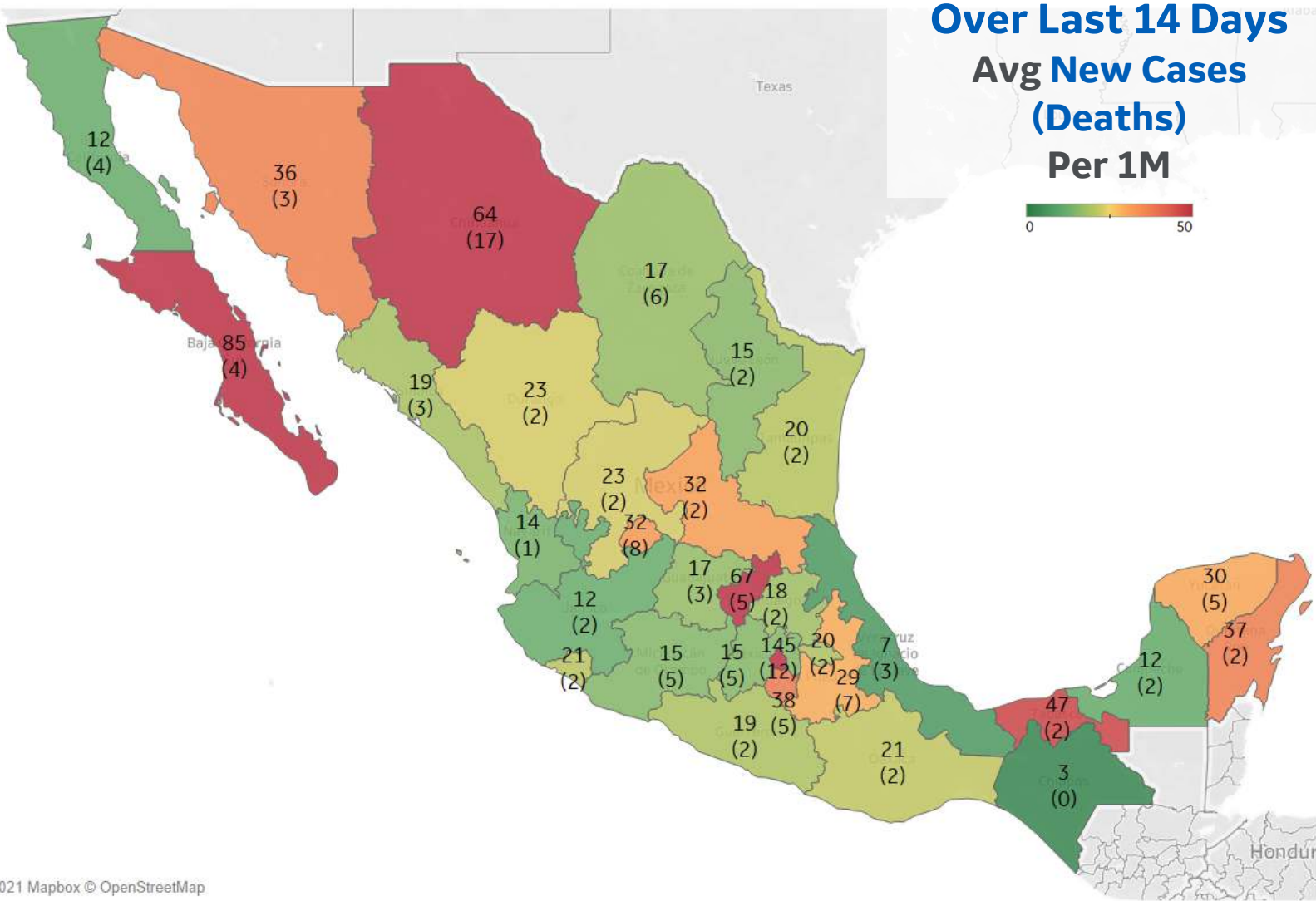
Mexico

Per 1M in Region

	Today	Change
Active Cases	2,614	+1.2%
Confirmed	36 new	+0.2%
Deaths	4 new	+0.3%
Recovered	0 new	+0.0%

Most Daily New Cases / 1M

Distrito Federal	145
Baja California Sur	85
Querétaro	67
Chihuahua	64
Tabasco	47
Morelos	38
Quintana Roo	37
Sonora	36
Aguascalientes	32
San Luis Potosí	32

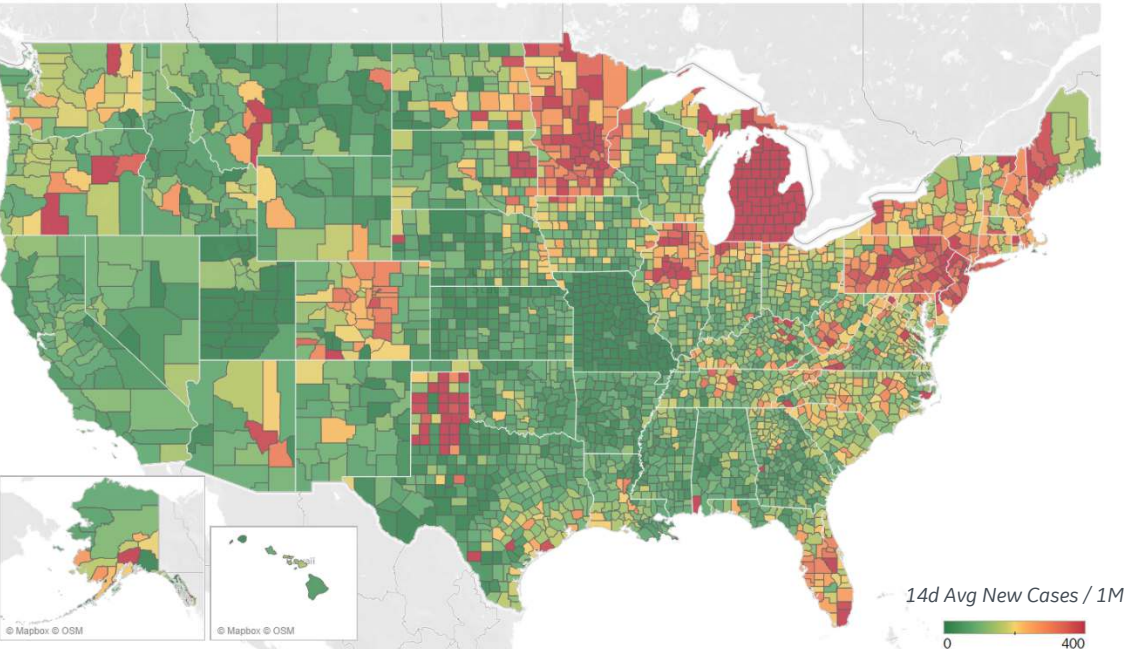




US Counties: Recent Cases and Deaths

Updated 22 Apr 2021, 3:30 GMT 15

Average New Cases per 1M Over Last 14 Days

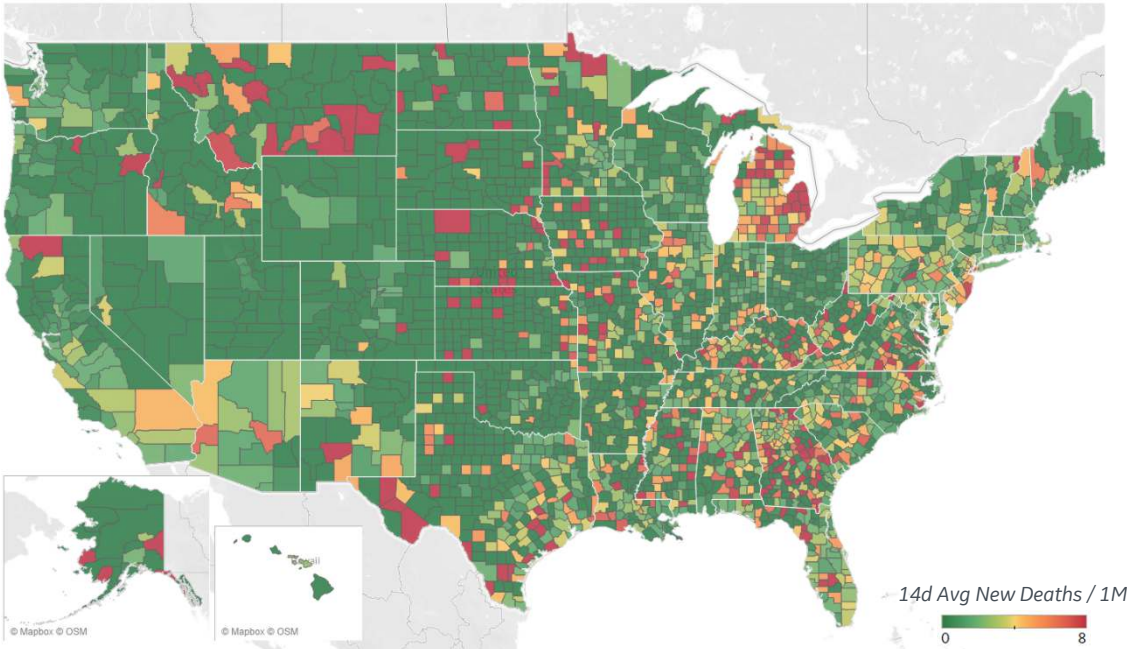


Top 10 by New Confirmed

Avg New Confirmed Cases / 1M

Macomb County, MI	931
Genesee County, MI	892
Wayne County, MI	769
Ottawa County, MI	742
Oakland County, MI	677
Kent County, MI	673
Kalamazoo County, MI	589
Passaic County, NJ	554
Ingham County, MI	536
Miami-Dade County, FL	517

Average New Deaths per 1M Over Last 14 Days



Top 10 by New Deaths

Avg New Deaths/ 1M

Genesee County, MI	8
Ocean County, NJ	8
Wayne County, MI	7
Macomb County, MI	6
Hudson County, NJ	6
Berks County, PA	6
Guilford County, NC	6
Baltimore city, MD	6
Passaic County, NJ	6
New York City*	6

Note: Lists includes counties
≥ 250K population

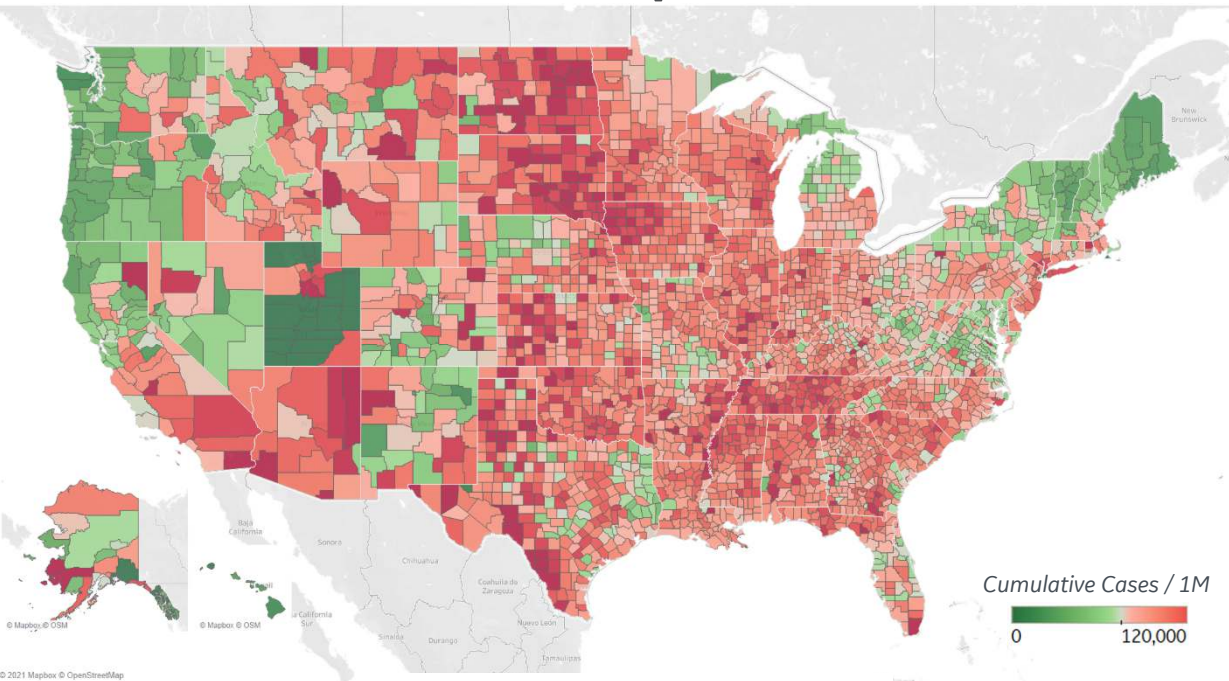


US Counties: Cumulative Cases and Deaths

Updated 22 Apr 2021, 3:30 GMT

16

Confirmed **Cases** per 1M to date

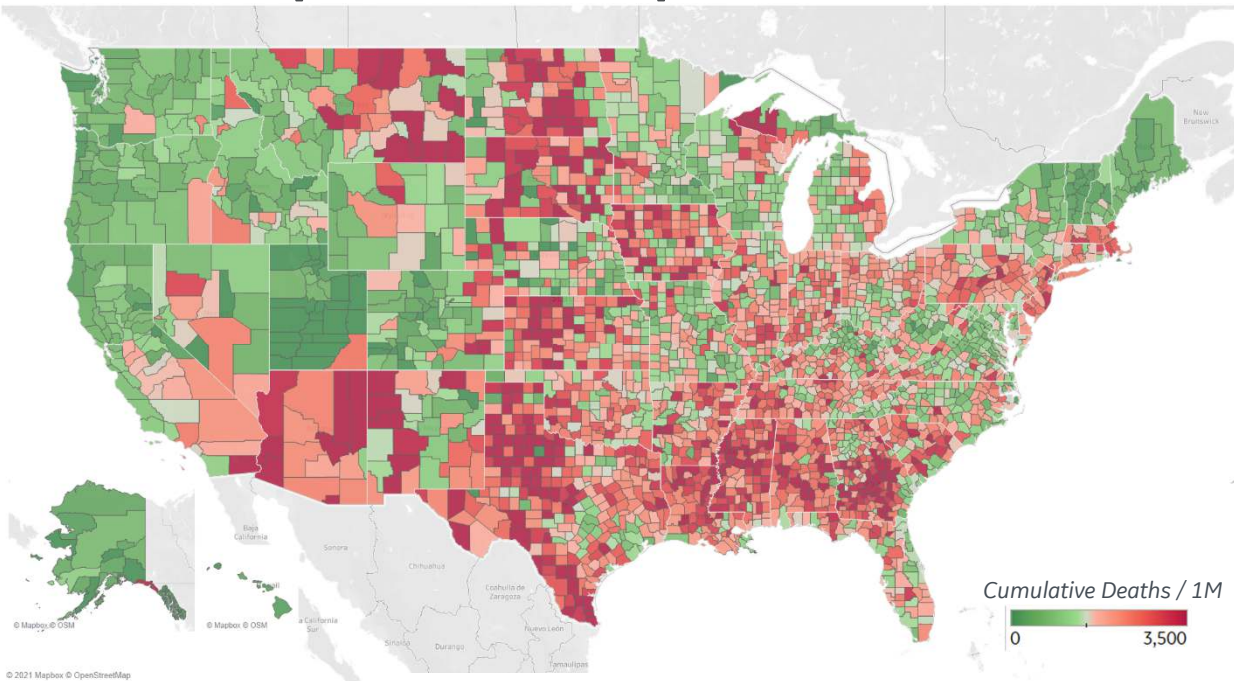


Top 10 Counties

Total Confirmed Cases / 1M

Miami-Dade County, FL	174,486
El Paso County, TX	158,348
Lubbock County, TX	157,018
Webb County, TX	156,789
Utah County, UT	148,547
Providence County, RI	147,471
Rockland County, NY	140,732
Passaic County, NJ	140,045
Greenville County, SC	138,722
San Bernardino County, CA	135,376

Reported **Deaths** per 1M to date



Top 10 Counties

Total Reported Deaths / 1M

New York City*	6,000
Cameron County, TX	3,779
Passaic County, NJ	3,677
Essex County, NJ	3,580
Ocean County, NJ	3,434
Union County, NJ	3,424
Hudson County, NJ	3,270
Hidalgo County, TX	3,234
Hampden County, MA	3,180
El Paso County, TX	3,134

* New York City counties aggregated into one reporting area

Note: Lists includes counties $\geq 250K$ population



Per 1M in Region

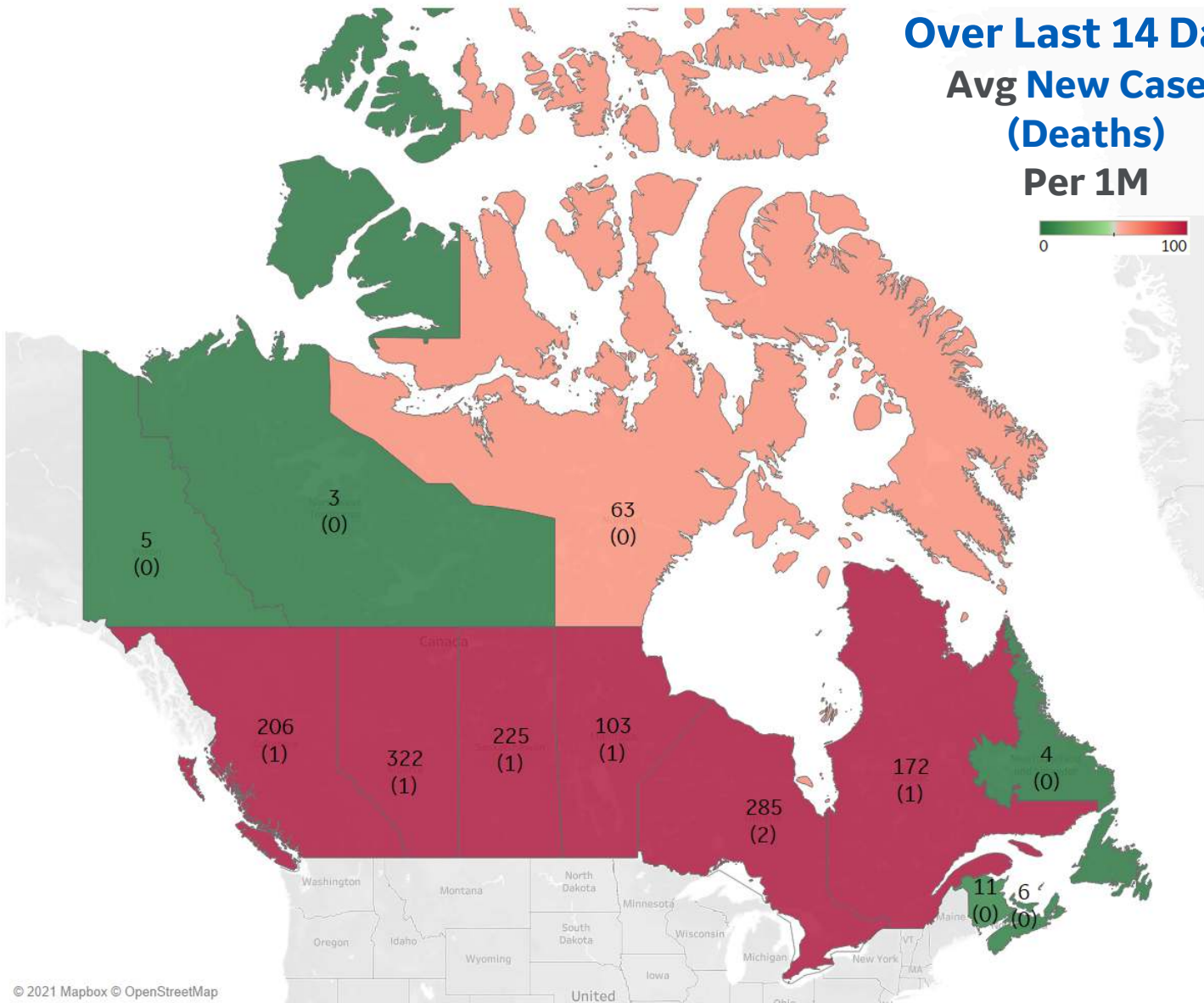
	Today	Change
Active Cases	2,234	-0.7%
Confirmed	218 new	+0.7%
Deaths	2 new	+0.3%
Recovered	233 new	+0.8%

Most Daily New Cases / 1M

Alberta	322
Ontario	285
Saskatchewan	225
British Columbia	206
Quebec	172
Manitoba	103

* Excludes regions with population < 1M

Over Last 14 Days Avg New Cases (Deaths) Per 1M





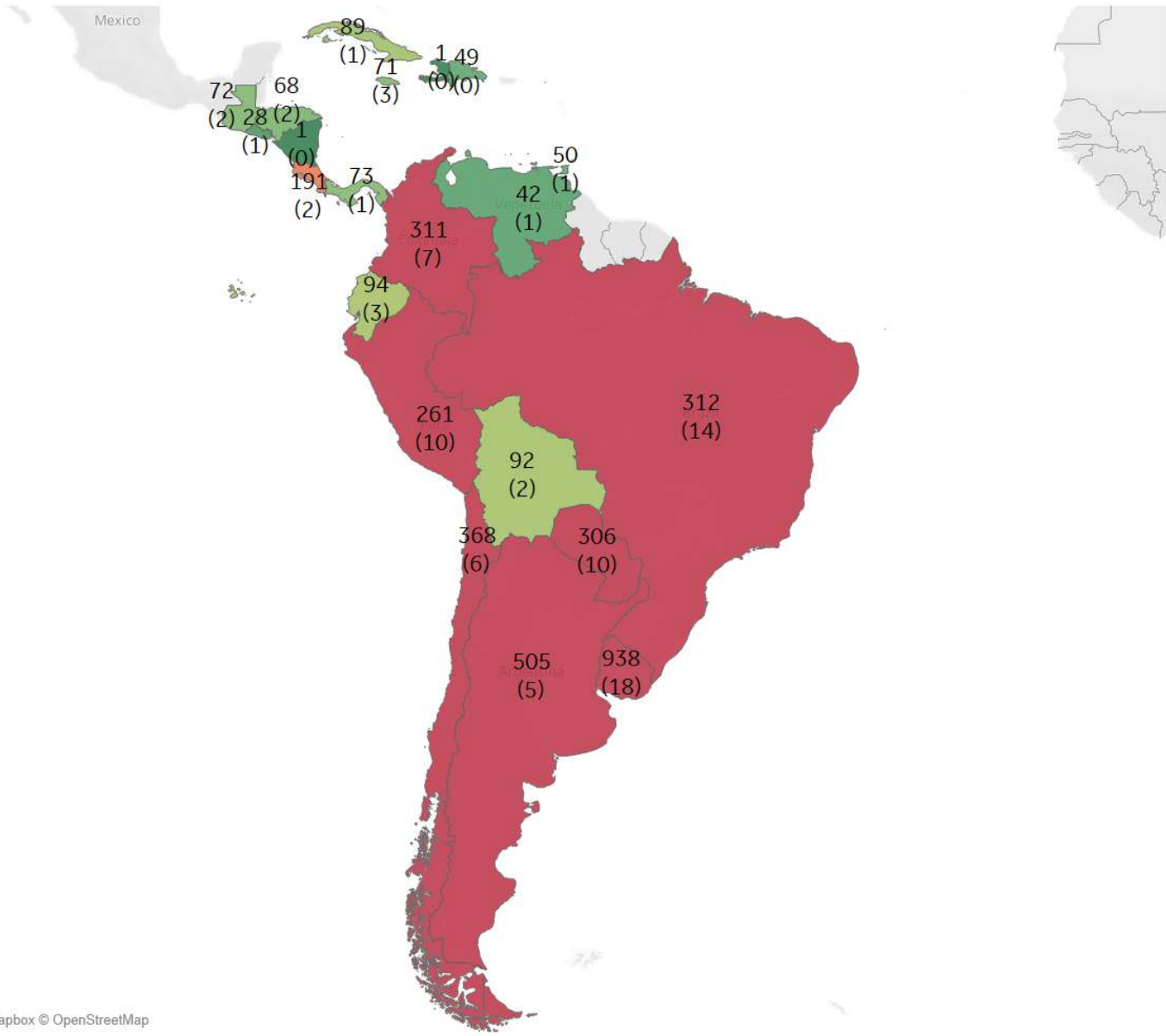
Per 1M in Region

	Today	Change
Active Cases	4,157	+3.7%
Confirmed	276 new	+0.6%
Deaths	9 new	+0.7%
Recovered	118 new	+0.3%

Most Daily New Cases / 1M

Uruguay	938
Argentina	505
Chile	368
Brazil	312
Colombia	311
Paraguay	306
Peru	261
Costa Rica	191
Ecuador	94
Bolivia	92

* Excludes regions with population < 1M





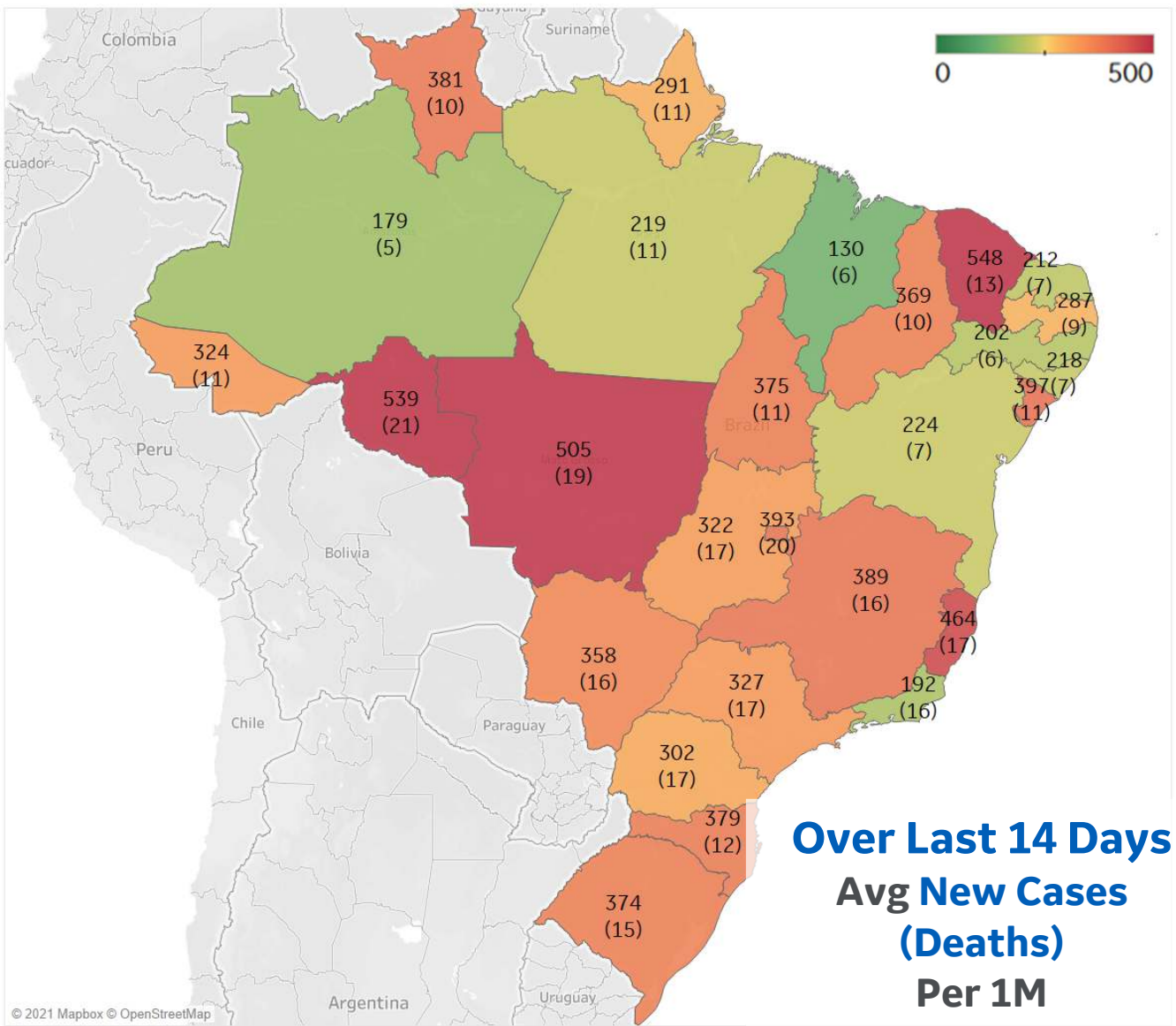
Per 1M in Region

	Today	Change
Active Cases	6,140	+5.3%
Confirmed	375 new	+0.6%
Deaths	16 new	+0.9%
Recovered	49 new	+0.1%

Most Daily New Cases / 1M

Ceará	548
Rondônia	539
MatoGrosso	505
Espírito Santo	464
Sergipe	397
Distrito Federal	393
Minas Gerais	389
Santa Catarina	379
Tocantins	375
Rio Grande do ..	374

* Excludes regions with population < 1M





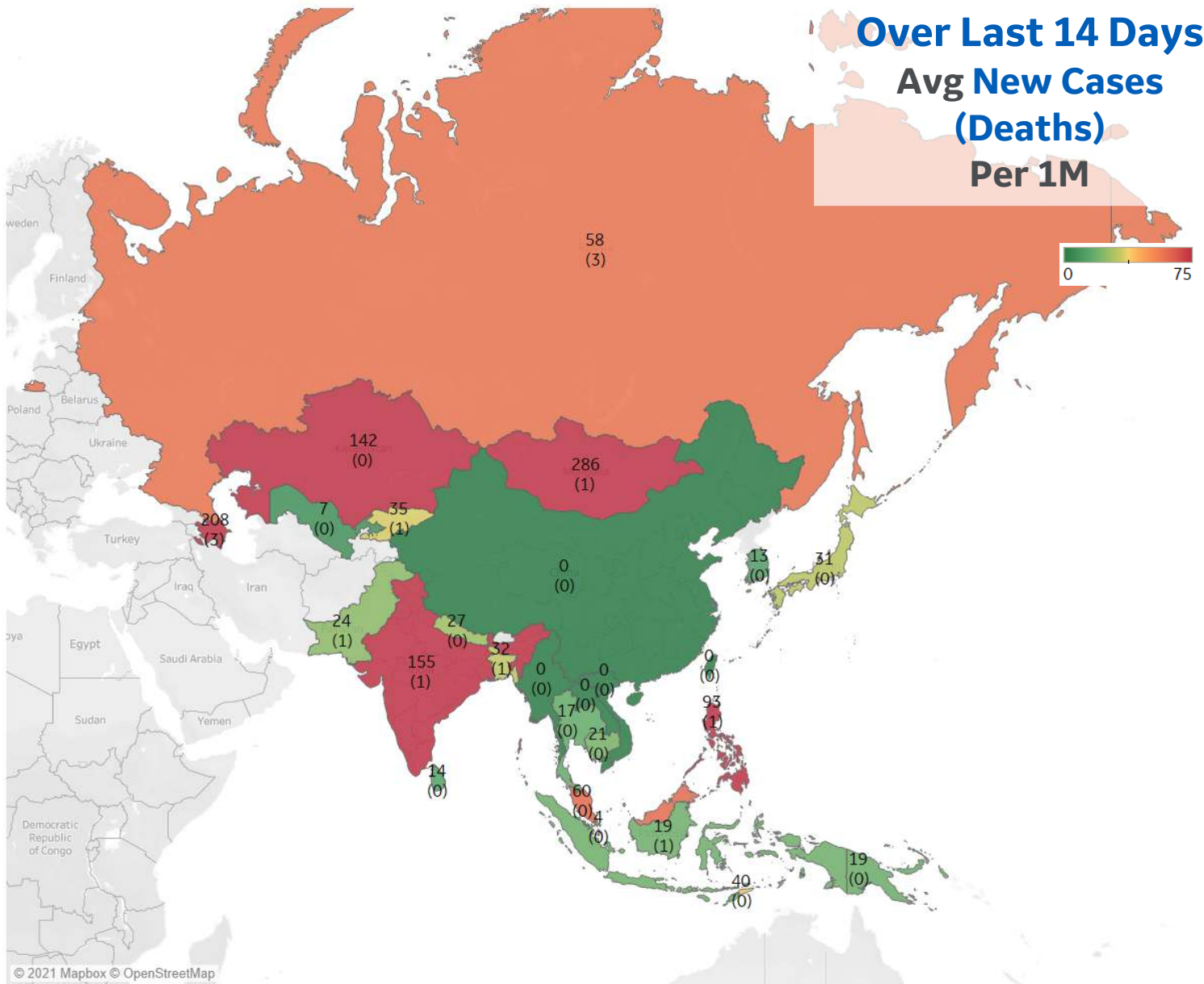
Per 1M in Region

	Today	Change
Active Cases	729	+4.1%
Confirmed	84 new	+1.4%
Deaths	1.0 new	+0.8%
Recovered	54 new	+1.0%

Most Daily New Cases / 1M

Mongolia	286
Azerbaijan	208
India	155
Kazakhstan	142
Philippines	93
Malaysia	60
Russia	58
Timor-Leste	40
Kyrgyzstan	35
Bangladesh	32

* Excludes regions with population < 1M



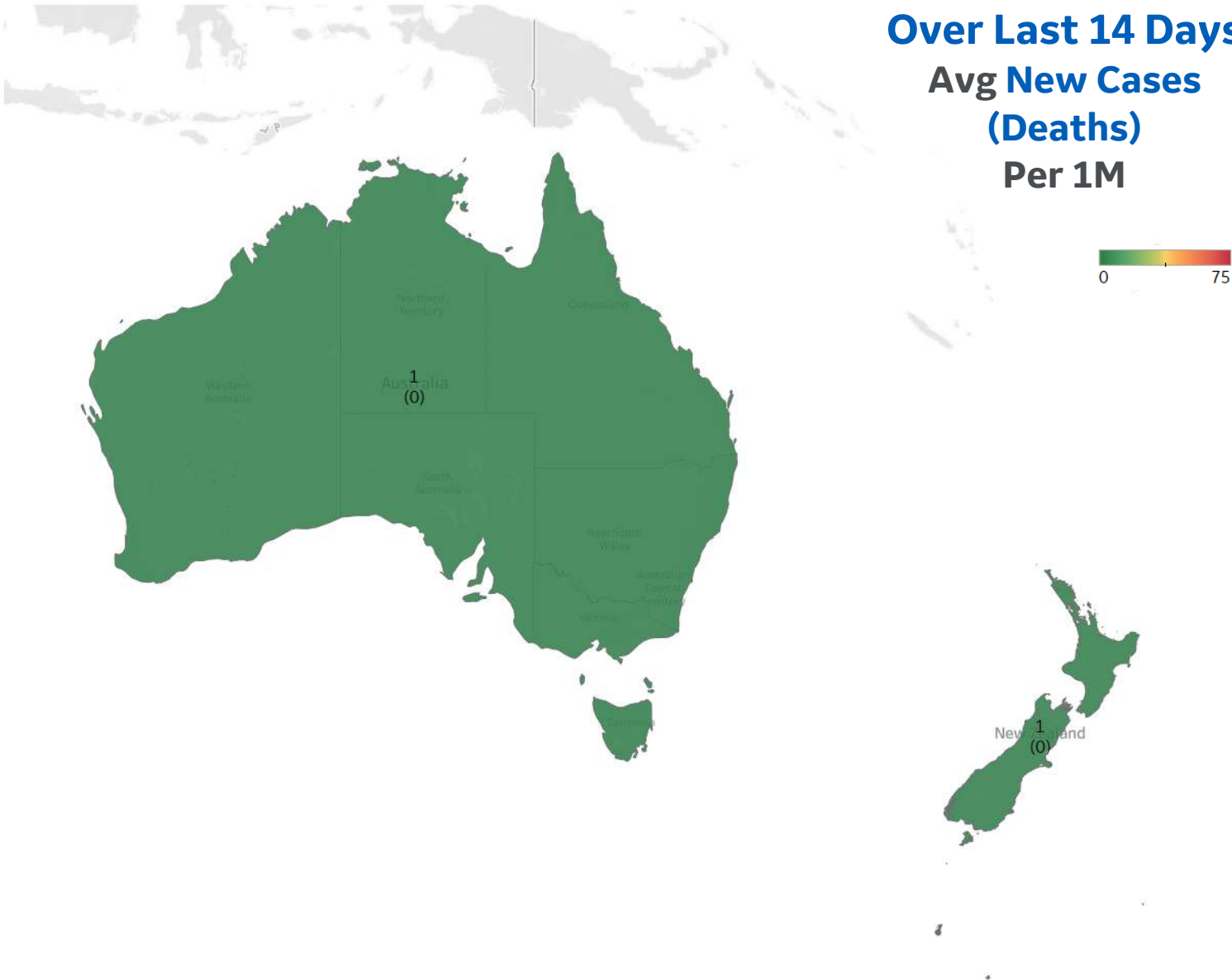


Per 1M in Region

	Today	Change
Active Cases	179	+0.2%
Confirmed	1 new	+0.1%
Deaths	0 new	+0.0%
Recovered	1 new	+0.1%

Most Daily New Cases / 1M

New Zealand	1
Australia	1





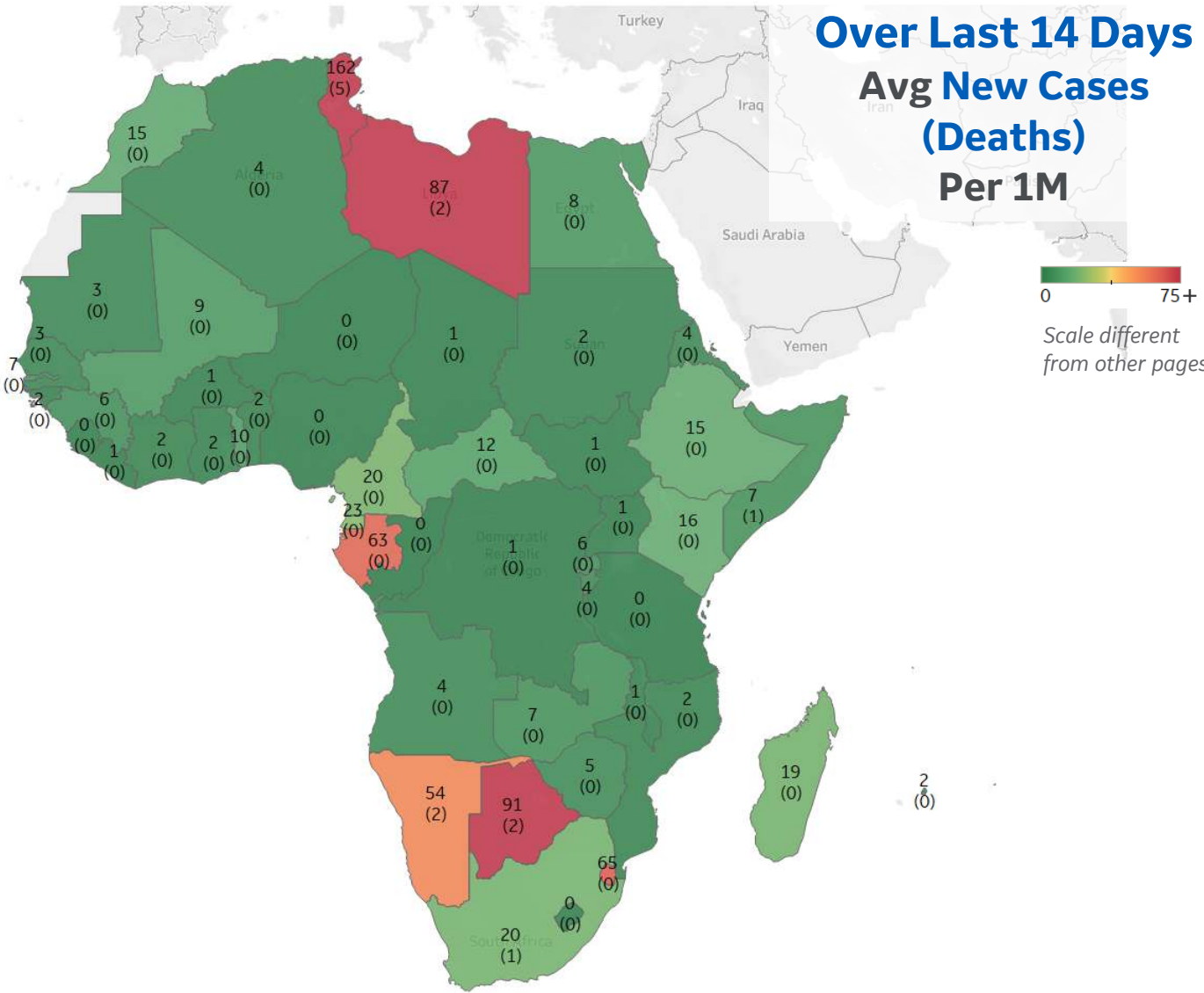
Per 1M in Region

	Today	Change
Active Cases	272	-0.1%
Confirmed	9 new	+0.3%
Deaths	0.2 new	+0.3%
Recovered	9 new	+0.3%

Most Daily New Cases / 1M

Tunisia	162
Botswana	91
Libya	87
Eswatini	65
Gabon	63
Namibia	54
Eq. Guinea	23
Cameroon	20
South Africa	20
Madagascar	19

* Excludes regions with population < 1M





Sources



*** Per 1M = Per 1 Million Population unless otherwise noted*

Worldwide Survival Rate, last 30d calculation =
[(Total Confirmed – Total Confirmed 30d ago) – (Total Deaths-Total Deaths 30d ago)] / (Total Confirmed – Total Confirmed 30d ago)

Johns Hopkins Coronavirus Resource Center:

<https://coronavirus.jhu.edu/map.html>

Worldometer Coronavirus Reporting:

<https://www.worldometers.info/coronavirus/>

Public Health England:

<https://www.gov.uk/government/publications/covid-19-track-coronavirus-cases>

US Department of Homeland Security, Homeland Infrastructure Foundation-Level Data:

<https://hifld-geoplatform.opendata.arcgis.com/datasets/hospitals>

National Health Commission of the PRC:

<http://www.nhc.gov.cn/xcs/yqtb/202003/bf66696029ba420098164607240074f8.shtml>

CDC, Severe Outcomes Among Patients with Coronavirus Disease 2019 (COVID-19):

<https://www.cdc.gov/mmwr/volumes/69/wr/mm6912e2.htm>

Italian Department of Civil Protection, COVID Monitoring:

<http://opendatadpc.maps.arcgis.com/apps/opsdashboard/index.html#/b0c68bce2cce478eaac82fe38d4138b1>

The COVID Tracking Project:

<https://covidtracking.com/data/>

UK Office for National Statistics:

<https://www.ons.gov.uk/peoplepopulationandcommunity/birthsdeathsandmarriages/deaths/bulletins/deathsregisteredweeklyinenglandandwalesprovisional/weekending24april2020>

European Centre for Disease Prevention and Control:

<https://www.ecdc.europa.eu/en/publications-data/download-data-hospital-and-icu-admission-rates-and-current-occupancy-covid-19>

Secretary of Health, Mexico:

<https://www.gob.mx/salud/en>

Canada Regional Data:

<https://health-infobase.canada.ca/covid-19/epidemiological-summary-covid-19-cases.html#fn1>

Canada Regional Populations (Q4 2019):

<https://www150.statcan.gc.ca/t1/tbl1/en/tv.action?pid=1710000901>

CDC COVID Data Tracker:

<https://covid.cdc.gov/covid-data-tracker/#vaccinations>

Oxford COVID-19 Government Response Tracker:

<https://www.bing.com/search?q=oxford+stringency+index+countries&PC=U316&FORM=CHROMN>