



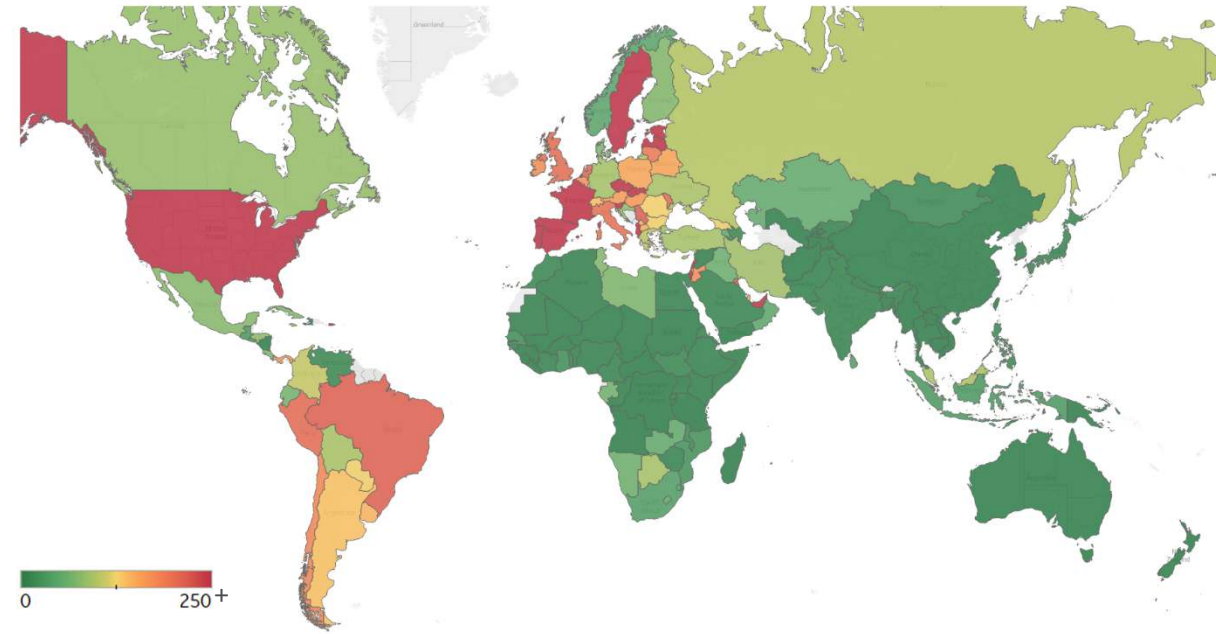
# Global Confirmed & Active Cases

Trend since 22 Jan 2020



Avg. Daily New Cases / 1M

Over the last 14 days



Per 1M:	New Today	Change from 30 days ago
Active	9	+10%
Confirmed	38	+13%
Deaths	1	+17%
Recovered	28	+16%
	To Date	Last 30 Days
Worldwide Survival Rate	97.8%	97.3%

Worldwide Survival Rate = (Confirmed - Deaths) / (Confirmed) in a given time period

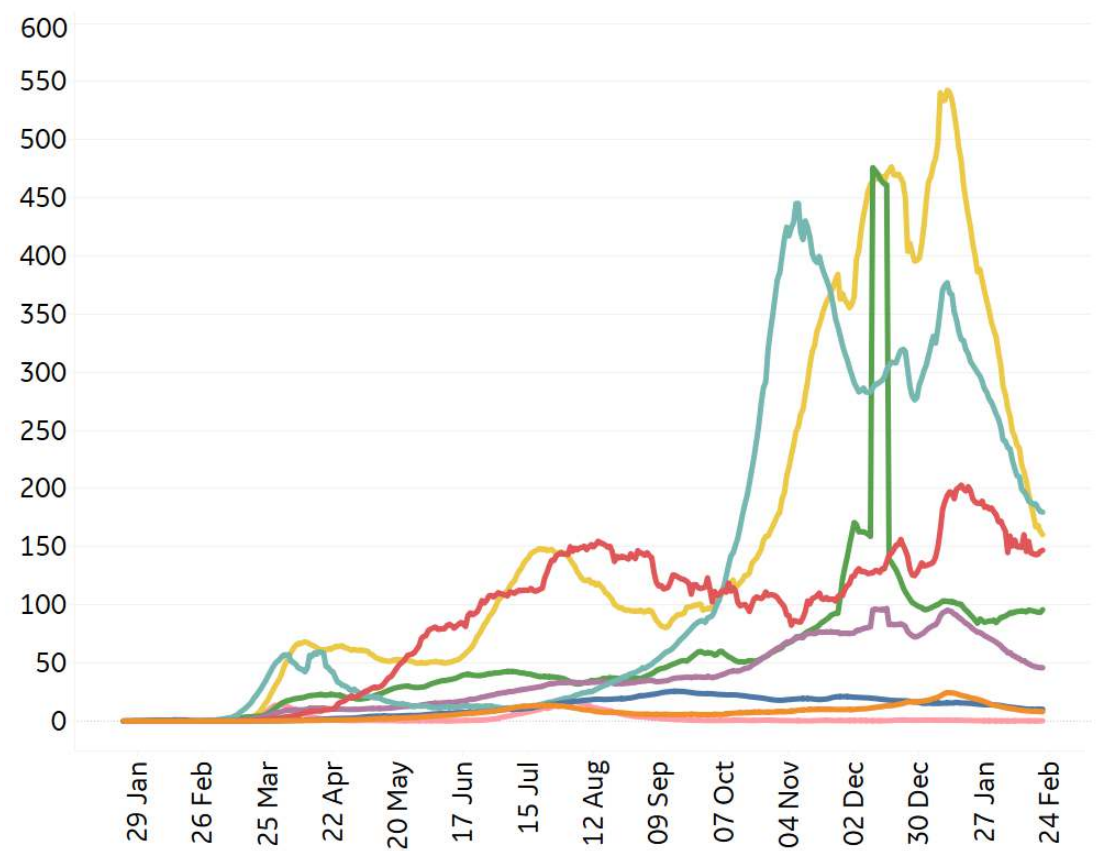


# New Confirmed Cases & New Deaths

Key **World** **North America** **Europe** **Middle East** **Cent & South America** **Asia** **Africa** **Oceania**

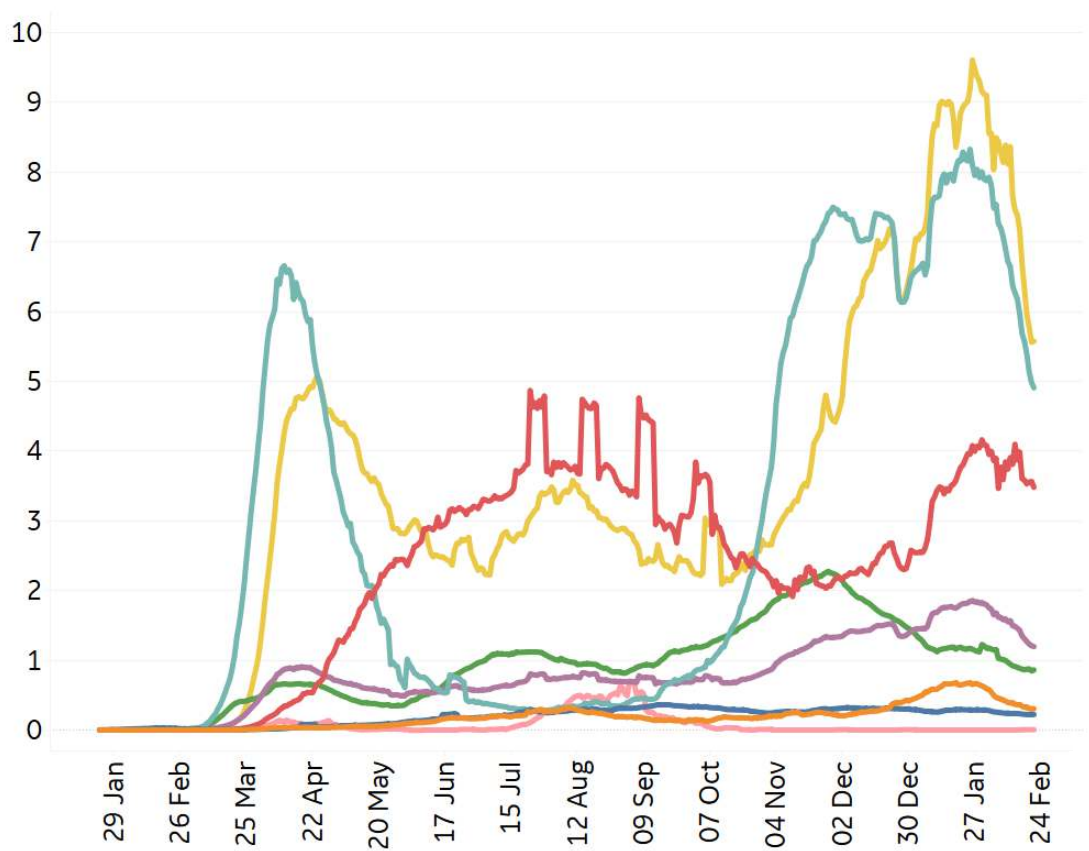
## New Confirmed Cases / 1M

7-day rolling average

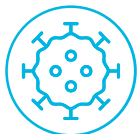


## New Deaths / 1M

7-day rolling average



\*Large jump in Middle East confirmed cases due to batched reporting of 823,225 new cases in **Turkey** on 10 Dec



# Top 50 Countries: Per 1M

Updated 22 Feb 2021, 3:30 GMT

3

## 1 - 25

	Average over last 7 days		Total Since 22 Jan			Change from 14d Ago in 14 day avg of daily new	
	New Confirmed	New Deaths	Total Confirmed	Total Recovered	Total Deaths	Confirmed	Deaths
Belgium	195	3	65,099	N/A**	1,890	-10%	-16%
Slovenia	364	4	88,876	81,722	1,816	-30%	-42%
Czechia	869	14	107,681	94,780	1,794	21%	6%
UK	163	7	60,802	N/A**	1,780	-43%	-44%
Italy	206	5	46,463	38,448	1,583	2%	-24%
Portugal	165	9	78,214	68,573	1,565	-75%	-51%
Bos. and Herz.	93	4	38,874	34,135	1,518	2%	-7%
US	211	6	84,997	N/A**	1,507	-39%	-28%
Hungary	230	9	41,719	31,740	1,480	57%	8%
North Macedo..	153	5	47,656	42,911	1,470	8%	0%
Spain	236	7	67,012	3,216	1,435	-57%	-4%
Bulgaria	144	5	34,060	28,820	1,418	45%	2%
Peru	208	6	38,921	35,886	1,368	4%	3%
Panama	144	4	77,993	74,319	1,331	-40%	-37%
Croatia	80	4	58,448	56,548	1,322	-30%	-24%
France	160	3	55,115	3,881	1,280	-29%	-25%
Sweden	322	3	62,496	N/A**	1,252	5%	-52%
Slovakia	378	16	53,510	46,761	1,191	7%	15%
EU	191	5	48,648	24,864	1,189	-26%	-22%
Lithuania	175	5	71,282	65,940	1,165	-28%	-17%
Brazil	224	5	47,837	42,791	1,160	-5%	3%
Colombia	88	3	43,753	41,671	1,156	-51%	-38%
Switzerland	116	2	63,293	36,697	1,142	-30%	-50%
Argentina	122	3	45,675	41,298	1,133	-26%	-14%
Poland	188	5	43,300	36,421	1,114	18%	-17%

## 26 - 50

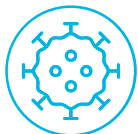
	Average over last 7 days		Total Since 22 Jan			Change from 14d Ago in 14 day avg of daily new	
	New Confirmed	New Deaths	Total Confirmed	Total Recovered	Total Deaths	Confirmed	Deaths
Armenia	60	1	57,505	54,668	1,068	13%	-40%
Chile	174	4	41,821	39,588	1,048	-10%	3%
Romania	132	4	40,530	37,652	1,032	0%	-13%
Moldova	233	5	43,816	40,132	937	46%	30%
Austria	189	3	49,451	46,690	931	13%	-37%
Netherlands	231	3	62,517	N/A**	895	-11%	-5%
Georgia	100	3	67,271	65,587	861	-26%	-33%
Kosovo	207	2	36,027	31,524	852	10%	-26%
Ireland	158	5	43,553	4,732	838	-28%	-37%
Latvia	365	7	43,219	37,108	818	-10%	-11%
Israel	424	3	86,655	81,311	644	-39%	-35%
Lebanon	334	7	52,022	39,275	636	-13%	-44%
Albania	356	6	34,834	22,006	579	14%	42%
Costa Rica	70	1	39,590	33,186	542	-27%	-41%
Serbia	258	2	49,974	N/A**	496	18%	-12%
Jordan	231	1	35,649	32,919	446	94%	13%
West Bank an..	189	1	38,002	35,327	432	54%	6%
Denmark	79	1	35,956	34,552	404	-14%	-48%
Estonia	560	4	43,433	34,099	403	34%	-13%
Turkey	88	1	31,284	29,924	333	5%	-27%
Bahrain	425	2	69,235	64,650	249	40%	231%
Kuwait	214	1	43,107	40,329	244	35%	457%
UAE	313	2	37,453	36,368	114	-9%	58%
Qatar	158	0	55,683	52,141	89	25%	200%
Total World	46	1	14,376	8,111	318	-25%	-22%

\*Change from 14d ago:  
Compares 14d-avgs. of Daily New Cases/Deaths  
today with 14d-avgs. from 14d ago

**Slovakia** reports the highest average new deaths over the last 7 days (16 per 1M)

Top 50 countries selected by Cases / 1M  
Sorted by Total Deaths / 1M  
Excluded countries with population < 1M

N/A\*\* due to inconsistent reporting of Recovered Cases



# Top 50 Countries: Raw Volume

Updated 22 Feb 2021, 3:30 GMT

4

## 1 - 25

	Average over last 7 days		Total Since 22 Jan			Change from 14d Ago in 14 day avg of daily new	
	New Confirmed	New Deaths	Total Confirmed	Total Recovered	Total Deaths	Confirmed	Deaths
EU	84,822	2,260	21,660,335	11,070,713	529,547	-26%	-22%
US	69,986	1,872	28,134,115	N/A**	498,897	-39%	-28%
Brazil	47,666	1,037	10,168,174	9,095,692	246,504	-5%	3%
Mexico	6,941	843	2,041,380	1,595,320	180,107	-35%	-16%
India	12,752	93	11,005,850	10,699,410	156,385	-2%	-19%
UK	11,093	489	4,127,574	N/A**	120,810	-43%	-44%
Italy	12,481	306	2,809,246	2,324,633	95,718	2%	-24%
France	10,441	226	3,597,540	253,337	83,546	-29%	-25%
Russia	13,069	443	4,117,992	3,672,084	81,926	-20%	-8%
Germany	7,539	406	2,394,515	2,204,110	67,946	-29%	-34%
Spain	11,012	336	3,133,122	150,376	67,101	-57%	-4%
Iran	7,964	77	1,574,012	1,344,791	59,483	15%	-7%
Colombia	4,460	176	2,226,262	2,120,366	58,834	-51%	-38%
Argentina	5,505	137	2,064,334	1,866,501	51,198	-26%	-14%
South Africa	1,713	165	1,503,796	1,412,015	49,053	-56%	-49%
Peru	6,859	199	1,283,309	1,183,238	45,097	4%	3%
Poland	7,116	195	1,638,767	1,378,414	42,171	18%	-17%
Indonesia	8,741	187	1,278,653	1,087,076	34,489	-28%	-21%
Turkey	7,463	84	2,638,422	2,523,760	28,060	5%	-27%
Ukraine	4,953	120	1,351,190	1,187,434	26,470	10%	-14%
Belgium	2,263	34	754,473	N/A**	21,903	-10%	-16%
Canada	2,875	59	850,737	798,129	21,675	-27%	-44%
Chile	3,322	72	799,460	756,764	20,042	-10%	3%
Romania	2,533	69	779,695	724,333	19,847	0%	-13%
Czechia	9,307	153	1,153,159	1,014,997	19,214	21%	6%

## 26 - 50

	Average over last 7 days		Total Since 22 Jan			Change from 14d Ago in 14 day avg of daily new	
	New Confirmed	New Deaths	Total Confirmed	Total Recovered	Total Deaths	Confirmed	Deaths
Portugal	1,681	92	797,525	699,222	15,962	-75%	-51%
Ecuador	1,064	31	274,673	238,817	15,536	-4%	35%
Netherlands	3,955	58	1,071,223	N/A**	15,340	-11%	-5%
Hungary	2,223	85	403,023	306,621	14,299	57%	8%
Iraq	3,441	13	667,937	618,509	13,272	166%	20%
Sweden	3,251	32	631,166	N/A**	12,649	5%	-52%
Pakistan	1,180	41	572,334	535,491	12,617	-22%	-17%
Philippines	1,713	82	561,169	522,843	12,088	1%	-3%
Switzerland	1,007	17	547,775	317,600	9,887	-30%	-50%
Morocco	383	11	481,155	464,664	8,554	-36%	-34%
Austria	1,698	25	445,374	420,509	8,386	13%	-37%
Bangladesh	394	11	543,351	491,367	8,349	-16%	-21%
Japan	1,262	74	424,988	398,765	7,485	-52%	-19%
Slovakia	2,066	89	292,143	255,300	6,505	7%	15%
Saudi Arabia	325	4	375,006	366,094	6,461	21%	18%
Panama	620	15	336,521	320,668	5,742	-40%	-37%
Israel	3,666	27	750,043	703,791	5,577	-39%	-35%
Jordan	2,354	14	363,728	335,876	4,554	94%	13%
Lebanon	2,278	50	355,073	268,071	4,340	-13%	-44%
Serbia	2,252	15	436,640	N/A**	4,337	18%	-12%
Nepal	102	1	273,431	269,876	2,061	-39%	-38%
Belarus	1,375	9	278,312	268,530	1,912	-7%	-4%
UAE	3,093	16	370,425	359,697	1,125	-9%	58%
Malaysia	2,757	13	283,569	249,209	1,056	-30%	-5%
Total World	355,494	9,264	111,365,938	62,833,938	2,466,255	-25%	-22%

\*Change from 14d ago:  
Compares 14d-avgs. of Daily New Cases/Deaths  
today with 14d-avgs. from 14d ago

**New Zealand** has not reported a single death since 27 May 2020

Top 50 countries selected by Total Cases  
Sorted by Raw Total Deaths  
Excluded countries with population < 1M

N/A\*\* due to inconsistent reporting of Recovered Cases





# United States: Per 1M



## 1 - 25

	Average over last 7 days		Total Since 22 Jan			Change from 14d Ago in 14 day avg of daily new	
	New Confirmed	New Deaths	Total Confirmed	Total Recovered	Total Deaths	Confirmed	Deaths
New Jersey	328	6	86,286	8,322	2,573	-25%	-16%
New York	380	7	81,819	7,315	2,406	-23%	-22%
Massachusetts	238	7	82,595	69,321	2,296	-42%	-5%
Rhode Island	313	12	116,245	7,273	2,243	-36%	27%
Mississippi	153	4	97,654	88,858	2,202	-49%	-43%
Arizona	210	10	111,004	15,730	2,130	-53%	-20%
Connecticut	231	6	76,600	2,749	2,110	-36%	-22%
South Dakota	160	3	125,816	121,487	2,106	0%	-48%
Louisiana	132	5	91,244	85,363	2,036	-56%	-37%
Alabama	172	10	99,291	56,136	1,956	-54%	-42%
North Dakota	127	1	130,274	127,436	1,926	-16%	-12%
Pennsylvania	208	6	71,523	63,374	1,841	-36%	-39%
Indiana	141	4	97,374	63,549	1,838	-45%	-32%
Arkansas	118	4	104,551	100,888	1,775	-61%	-40%
Illinois	137	4	92,673	N/A	1,773	-37%	-31%
New Mexico	151	6	87,174	63,057	1,728	-37%	-11%
Iowa	1,370	5	113,952	97,998	1,691	205%	-63%
Michigan	105	3	63,711	52,978	1,636	-35%	-27%
Tennessee	161	4	112,039	108,012	1,630	-43%	-59%
S. Carolina	468	9	97,917	44,564	1,617	-21%	-39%
Nevada	122	8	94,467	N/A	1,582	-47%	-29%
Georgia	279	12	92,820	N/A	1,577	-40%	-10%
Kansas	232	12	100,647	2,130	1,570	-38%	2%
Texas	156	4	89,691	79,949	1,454	-57%	-36%
Ohio	176	1	81,595	75,935	1,439	-40%	-59%

## 26 - 51

	Average over last 7 days		Total Since 22 Jan			Change from 14d Ago in 14 day avg of daily new	
	New Confirmed	New Deaths	Total Confirmed	Total Recovered	Total Deaths	Confirmed	Deaths
DC	148	3	56,179	40,191	1,410	-41%	-46%
Delaware	254	1	87,015	N/A	1,404	-31%	-53%
Florida	275	7	87,010	N/A	1,392	-29%	-8%
Missouri	97	7	80,081	N/A	1,313	-47%	-3%
Maryland	127	4	62,252	1,589	1,276	-43%	-24%
West Virginia	162	4	72,324	66,067	1,262	-48%	-44%
Montana	184	2	92,422	89,084	1,256	-28%	-83%
California	166	8	89,386	N/A	1,249	-51%	-26%
Wisconsin	123	3	105,152	93,475	1,180	-41%	-39%
Minnesota	139	1	84,941	82,520	1,153	-17%	-35%
Wyoming	163	4	92,949	90,592	1,144	-32%	-28%
Nebraska	127	3	102,847	73,581	1,058	-21%	-11%
Oklahoma	210	6	105,979	101,041	1,057	-50%	-31%
N. Carolina	283	6	80,342	72,983	1,042	-40%	-27%
Colorado	168	2	73,039	3,875	1,023	-20%	-29%
Idaho	133	2	94,652	51,440	1,022	-31%	-40%
Kentucky	262	5	88,860	10,465	995	-39%	-37%
Virginia	236	5	66,090	5,359	859	-38%	-21%
New Hampshire	249	2	53,992	50,981	849	-21%	-57%
Washington	108	3	43,834	N/A	633	-32%	11%
Utah	242	3	114,392	107,421	578	-33%	-18%
Oregon	86	1	36,232	N/A	511	-36%	-8%
Maine	103	1	32,359	9,493	490	-51%	-75%
Alaska	193	1	78,455	N/A	395	10%	-50%
Vermont	187	2	23,226	18,669	316	-15%	8%
Hawaii	31	1	19,324	N/A	304	-48%	-83%

\*Change from 14d ago:  
Compares 14d-avgs. of Daily New Cases/Deaths  
today with 14d-avgs. from 14d ago

Last week, total new cases in **California** decreased 35% from the prior week's new cases  
(+47,110 new cases last week; +71,987 new cases two weeks ago)

Sorted by Total Deaths / 1M

N/As due to states revising and updating case counts



# United States: Raw Volume



## 1 - 25

	Average over last 7 days		Total Since 22 Jan			Change from 14d Ago in 14 day avg of daily new	
	New Confirmed	New Deaths	Total Confirmed	Total Recovered	Total Deaths	Confirmed	Deaths
California	6,572	327	3,531,846	N/A	49,345	-51%	-26%
New York	7,400	133	1,591,672	142,307	46,812	-23%	-22%
Texas	4,533	127	2,600,660	2,318,193	42,162	-57%	-36%
Florida	5,914	161	1,868,772	N/A	29,906	-29%	-8%
Pennsylvania	2,663	71	915,639	811,315	23,565	-36%	-39%
New Jersey	2,917	58	766,405	73,920	22,858	-25%	-16%
Illinois	1,739	49	1,174,330	N/A	22,466	-37%	-31%
Ohio	2,060	13	953,767	887,612	16,816	-40%	-59%
Georgia	2,967	125	985,505	N/A	16,744	-40%	-10%
Michigan	1,045	32	636,269	529,080	16,342	-35%	-27%
Massachusetts	1,644	49	569,284	477,796	15,826	-42%	-5%
Arizona	1,528	75	807,967	114,497	15,505	-53%	-20%
Indiana	952	28	655,541	427,828	12,372	-45%	-32%
Tennessee	1,103	29	765,137	737,635	11,133	-43%	-59%
N. Carolina	2,963	62	842,637	765,456	10,926	-40%	-27%
Alabama	845	50	486,843	275,245	9,592	-54%	-42%
Louisiana	612	25	424,176	396,834	9,466	-56%	-37%
S. Carolina	2,408	47	504,149	229,445	8,324	-21%	-39%
Missouri	593	41	491,489	N/A	8,059	-47%	-3%
Maryland	767	23	376,355	9,606	7,715	-43%	-24%
Connecticut	823	20	273,101	9,800	7,523	-36%	-22%
Virginia	2,017	46	564,115	45,746	7,331	-38%	-21%
Wisconsin	718	18	612,240	544,250	6,871	-41%	-39%
Mississippi	457	13	290,632	264,456	6,553	-49%	-43%
Minnesota	781	8	479,036	465,382	6,500	-17%	-35%

## 26 - 51

	Average over last 7 days		Total Since 22 Jan			Change from 14d Ago in 14 day avg of daily new	
	New Confirmed	New Deaths	Total Confirmed	Total Recovered	Total Deaths	Confirmed	Deaths
Colorado	968	10	420,614	22,316	5,892	-20%	-29%
Arkansas	355	13	315,514	304,460	5,357	-61%	-40%
Iowa	4,324	14	359,525	309,192	5,336	205%	-63%
Nevada	375	23	290,972	N/A	4,872	-47%	-29%
Washington	821	21	333,794	N/A	4,822	-32%	11%
Kansas	677	35	293,215	6,206	4,573	-38%	2%
Kentucky	1,171	24	396,997	46,753	4,447	-39%	-37%
Oklahoma	830	22	419,354	399,817	4,181	-50%	-31%
New Mexico	317	14	182,789	132,219	3,624	-37%	-11%
Rhode Island	332	12	123,145	7,705	2,376	-36%	27%
West Virginia	290	7	129,616	118,401	2,261	-48%	-44%
Oregon	362	3	152,818	N/A	2,155	-36%	-8%
Nebraska	245	6	198,949	142,336	2,047	-21%	-11%
South Dakota	141	3	111,304	107,475	1,863	0%	-48%
Utah	777	8	366,735	344,387	1,852	-33%	-18%
Idaho	238	3	169,150	91,926	1,826	-31%	-40%
North Dakota	97	1	99,277	97,114	1,468	-16%	-12%
Delaware	247	1	84,732	N/A	1,367	-31%	-53%
Montana	197	2	98,779	95,211	1,342	-28%	-83%
New Hampshire	338	3	73,413	69,319	1,154	-21%	-57%
DC	104	2	39,648	28,365	995	-41%	-46%
Wyoming	94	2	53,795	52,431	662	-32%	-28%
Maine	138	1	43,497	12,761	658	-51%	-75%
Hawaii	43	1	27,361	N/A	430	-48%	-83%
Alaska	141	1	57,393	N/A	289	10%	-50%
Vermont	117	1	14,493	11,649	197	-15%	8%

\*Change from 14d ago:  
Compares 14d-avgs. of Daily New Cases/Deaths today with 14d-avgs. from 14d ago

Cases in **New York** increased 12% since 1 Feb (+171,765 cases)

Sorted by Raw Total Deaths

N/As due to states revising and updating case counts





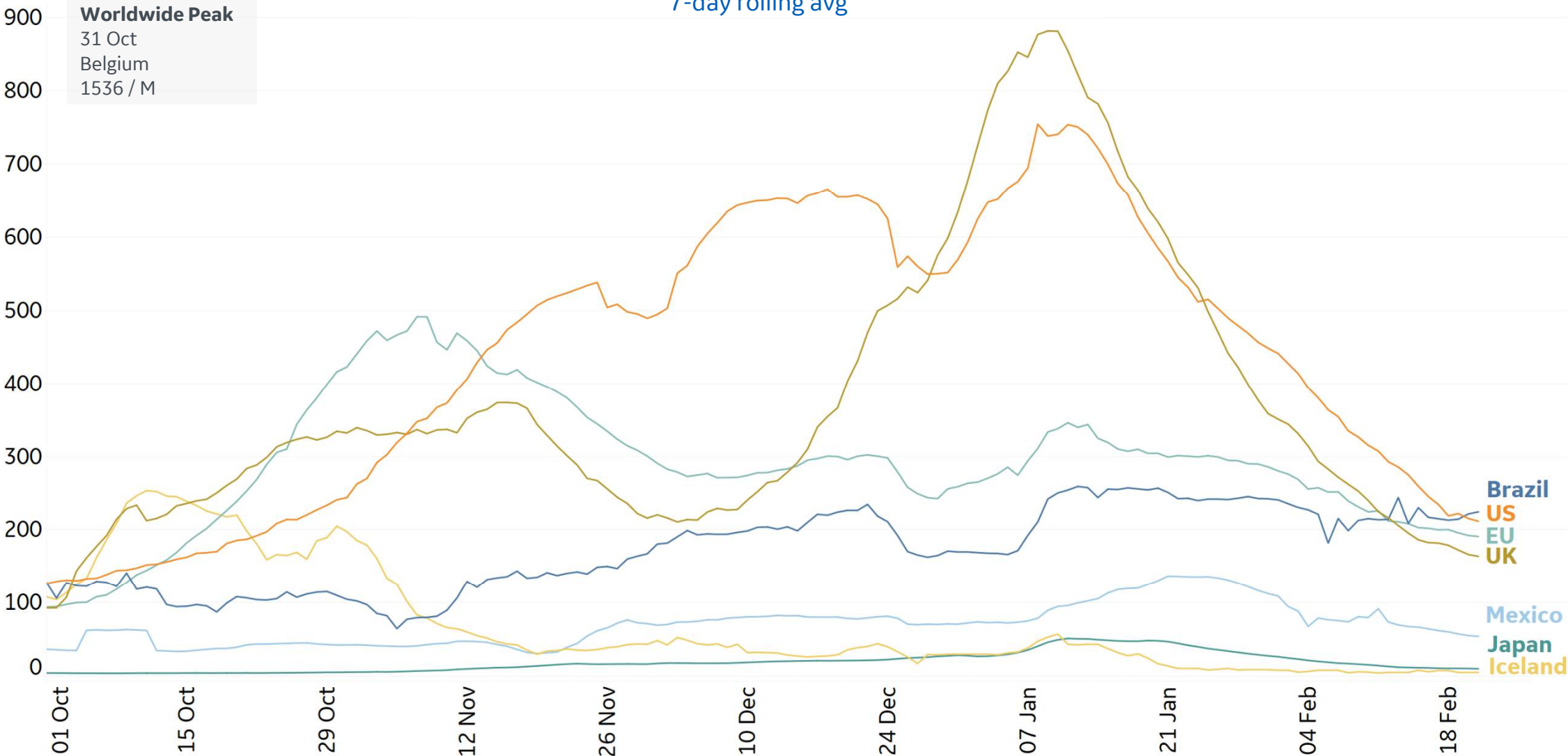
# New Confirmed Cases in Select Countries

Updated 22 Feb 2021, 3:30 GMT

7

## Daily New Confirmed Cases / 1M

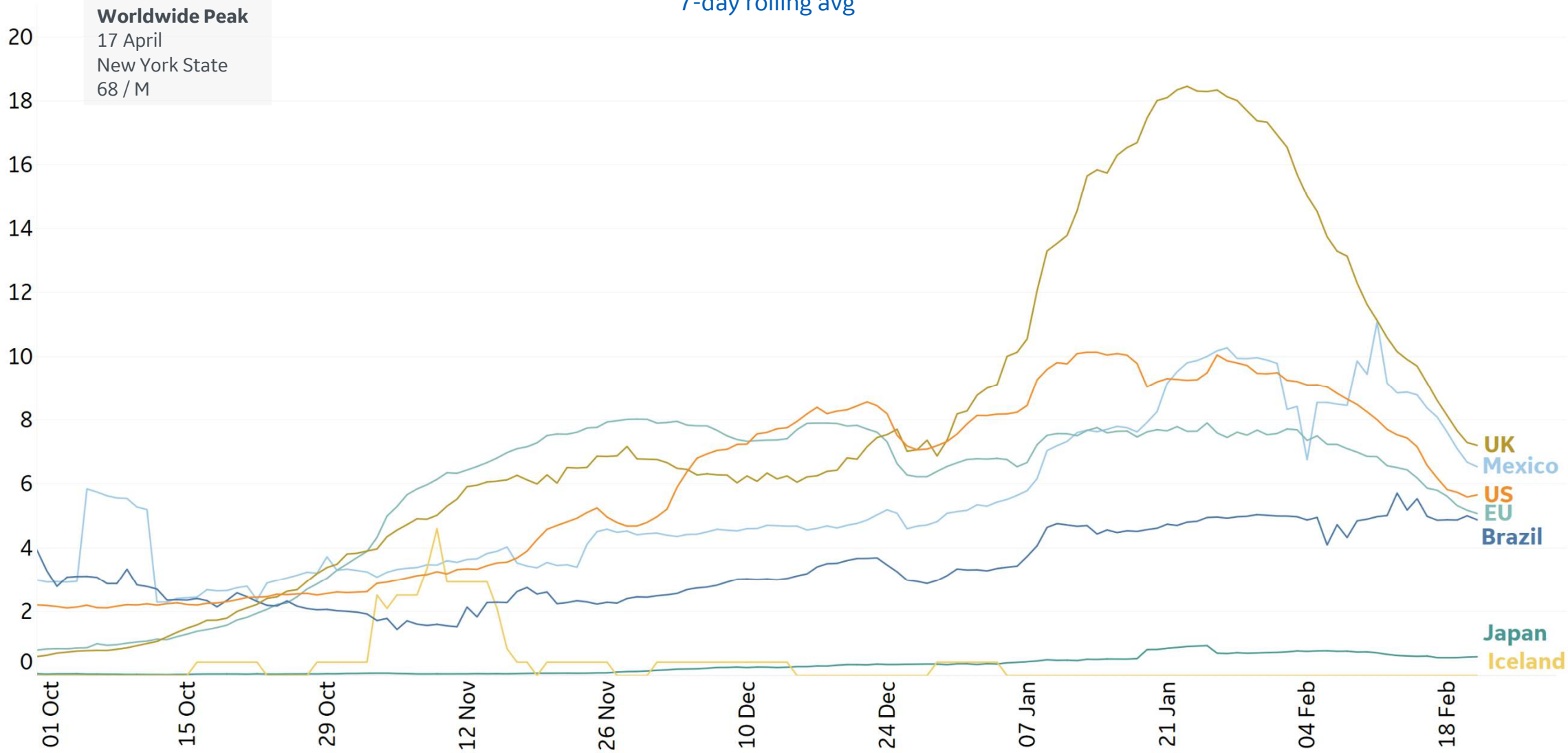
7-day rolling avg





# New Deaths in Select Countries

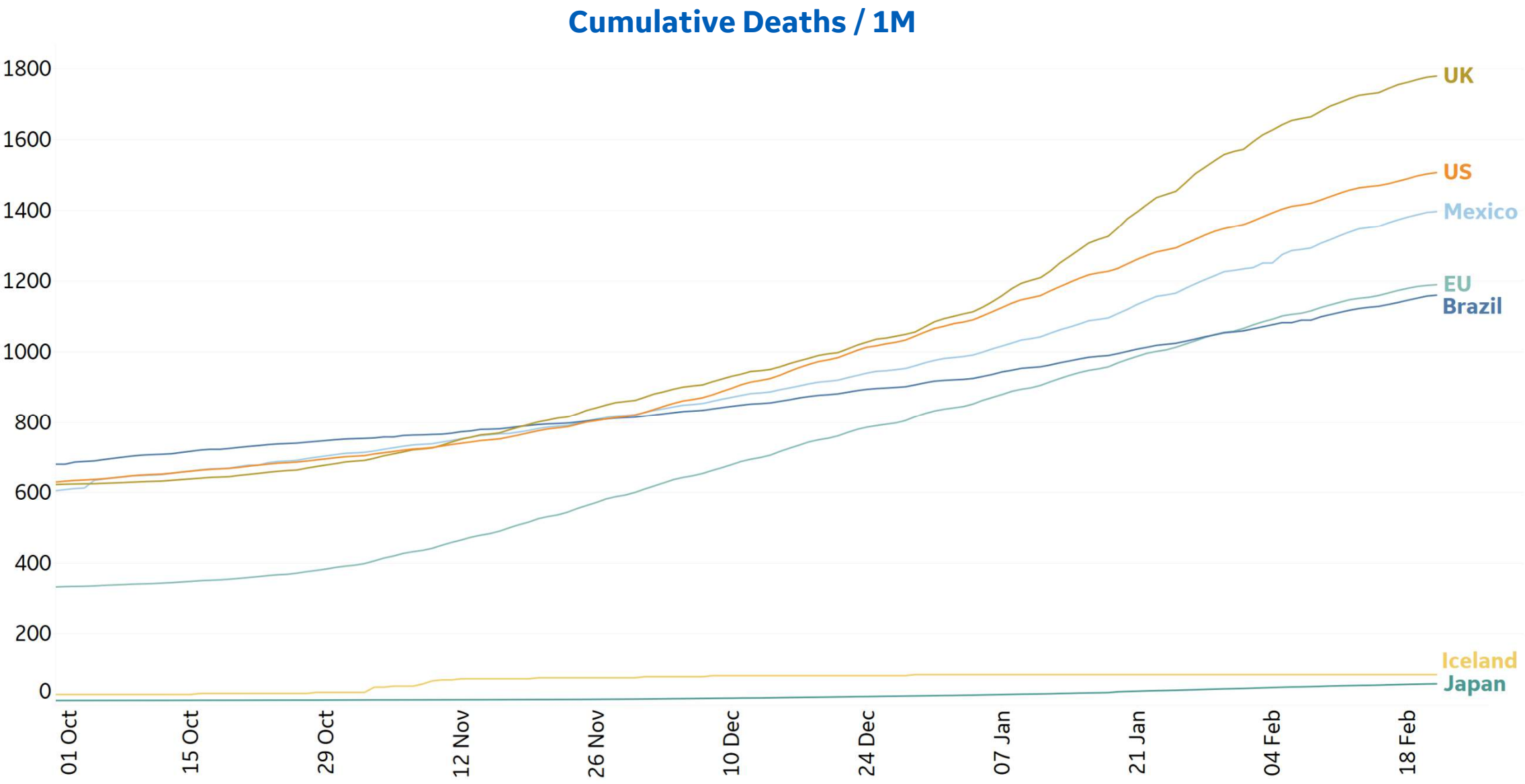
Daily New Deaths / 1M  
7-day rolling avg





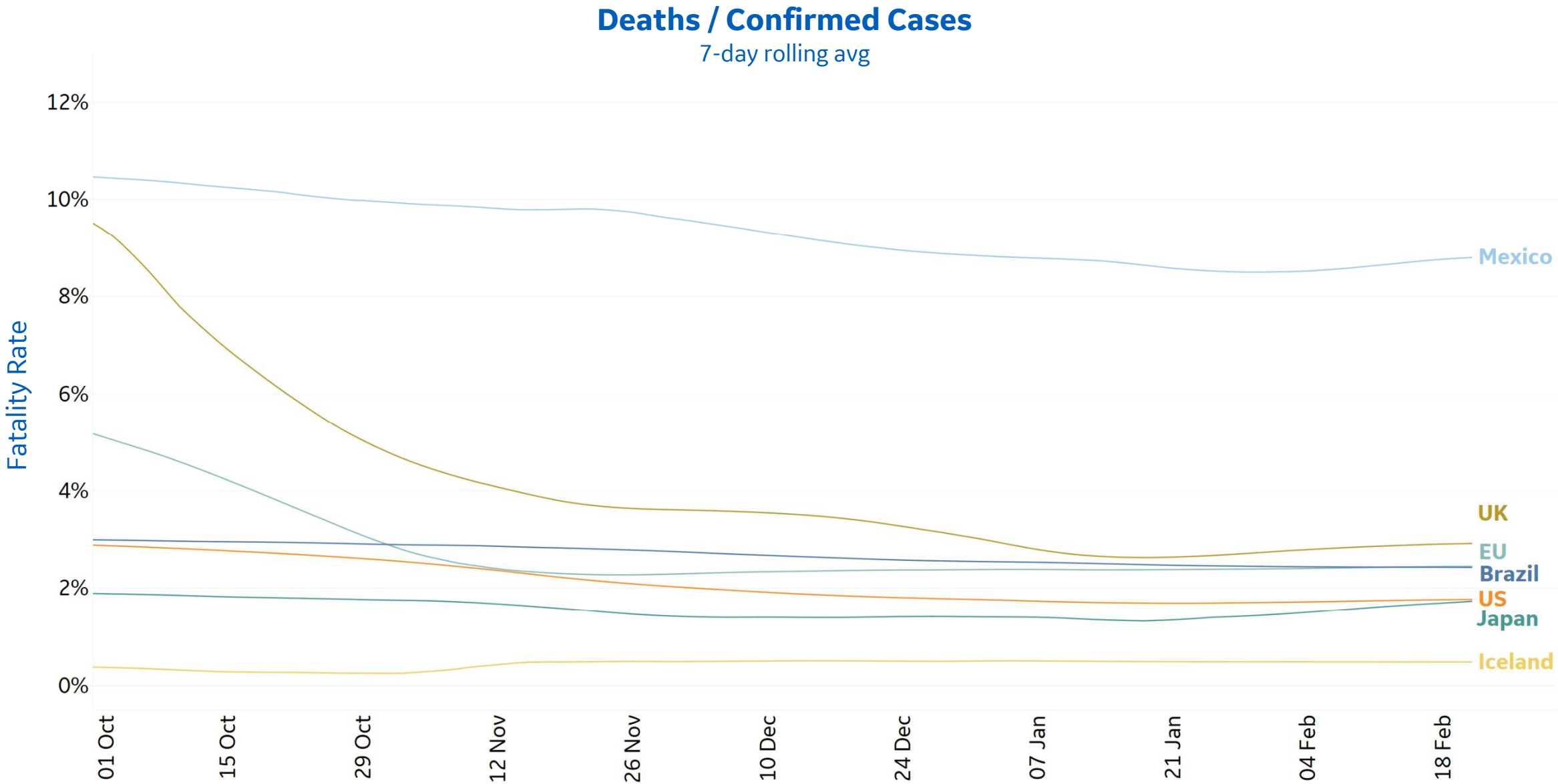


# Cumulative Deaths in Select Countries





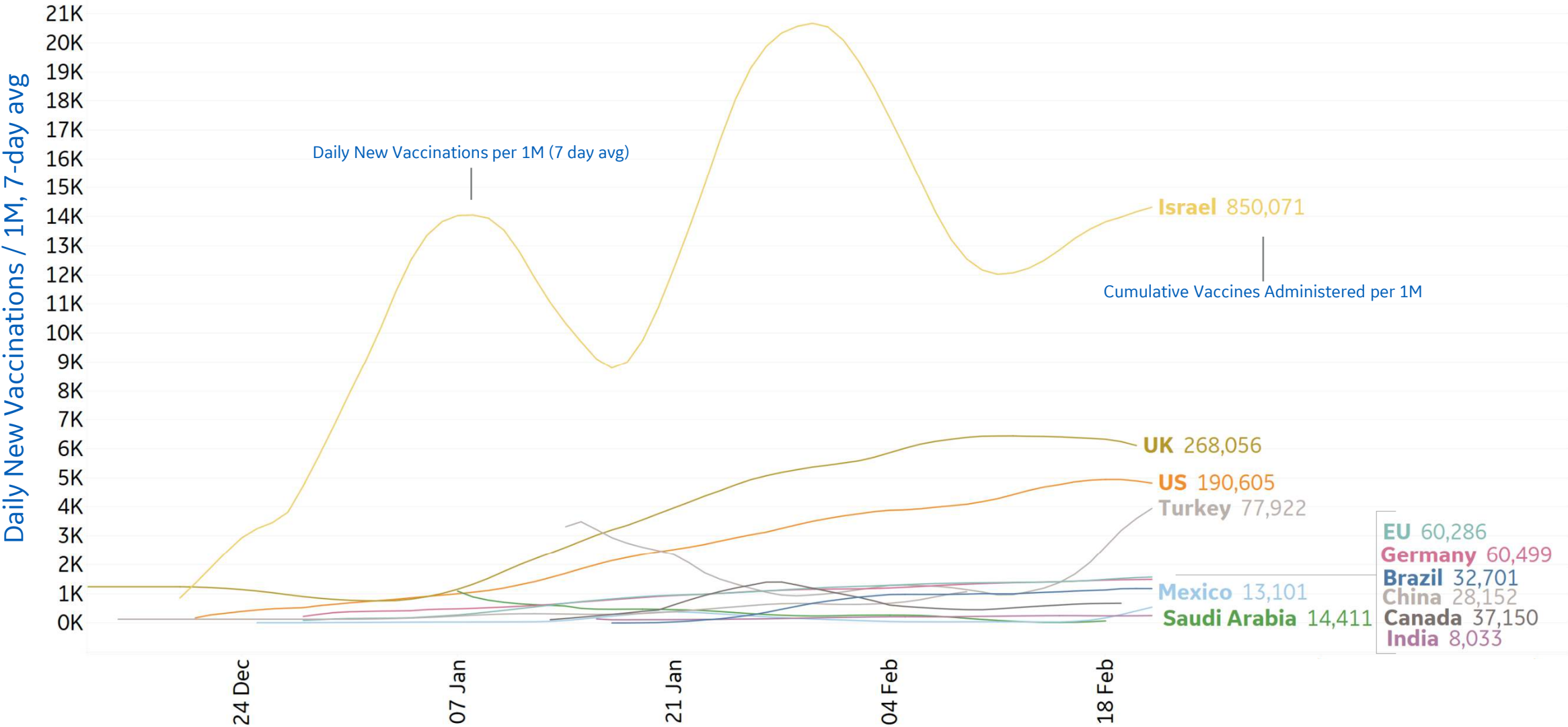
# Fatality Rate in Select Countries



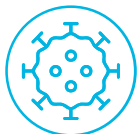


# Daily & Total Vaccinations, Select Countries

Select countries with data available







# US State Vaccinations to Date



State	% Fully Vaccinated	% Rec'd at Least 1 Dose	Population
Alaska	11.2%	20.8%	731,545
West Virginia	9.7%	16.2%	1,792,147
New Mexico	9.3%	18.8%	2,096,829
North Dakota	8.6%	16.7%	762,062
South Dakota	8.6%	17.7%	884,659
Connecticut	7.6%	16.3%	3,565,287
Hawaii	7.3%	15.5%	1,415,872
Vermont	7.2%	14.7%	623,989
Oklahoma	6.9%	14.8%	3,956,971
Florida	6.9%	13.4%	21,477,737
Wyoming	6.8%	15.5%	578,759
Montana	6.6%	15.5%	1,068,778
North Carolina	6.6%	13.1%	10,488,084
Colorado	6.6%	14.2%	5,758,736
Louisiana	6.5%	12.7%	4,648,794
Michigan	6.5%	12.7%	9,986,857
Oregon	6.3%	13.1%	4,217,737
Wisconsin	6.2%	14.7%	5,822,434
Nebraska	6.1%	13.0%	1,934,408
Minnesota	6.1%	14.0%	5,639,632
New York	6.0%	12.2%	19,453,561
New Hampshire	6.0%	13.2%	1,359,711
Virginia	5.9%	13.7%	8,535,519
Indiana	5.8%	13.0%	6,732,219
Rhode Island	5.8%	12.9%	1,059,361

**5.6%**

Total US population  
**fully vaccinated**  
(**56,083** per million)

**13.0%**

Total US population  
having received  
**at least 1 dose**  
(**129,663** per million)

Fully vaccinated people are persons who  
have received all doses required per vaccine

State	% Fully Vaccinated	% Rec'd at Least 1 Dose	Population
New Jersey	5.7%	13.2%	8,882,190
Georgia	5.7%	11.3%	10,617,423
Kentucky	5.7%	12.7%	4,467,673
Maryland	5.7%	12.3%	6,045,680
Maine	5.7%	14.2%	1,344,212
Ohio	5.6%	12.7%	11,689,100
Missouri	5.5%	12.0%	6,137,428
Washington	5.4%	13.4%	7,614,893
Nevada	5.4%	13.0%	3,080,156
Massachusetts	5.3%	15.3%	6,892,503
Arkansas	5.2%	12.2%	3,017,804
Tennessee	5.2%	11.1%	6,829,174
Arizona	5.2%	14.9%	7,278,717
Idaho	5.2%	12.4%	1,787,065
Kansas	5.1%	12.3%	2,913,314
California	5.0%	13.7%	39,512,223
South Carolina	4.9%	12.4%	5,148,714
Pennsylvania	4.9%	13.0%	12,801,989
Texas	4.8%	11.3%	28,995,881
Delaware	4.8%	13.7%	973,764
Mississippi	4.7%	11.8%	2,976,149
Iowa	4.7%	14.1%	3,155,070
Utah	4.6%	11.1%	3,205,958
Alabama	4.5%	11.6%	4,903,185
Illinois	4.4%	13.7%	12,671,821



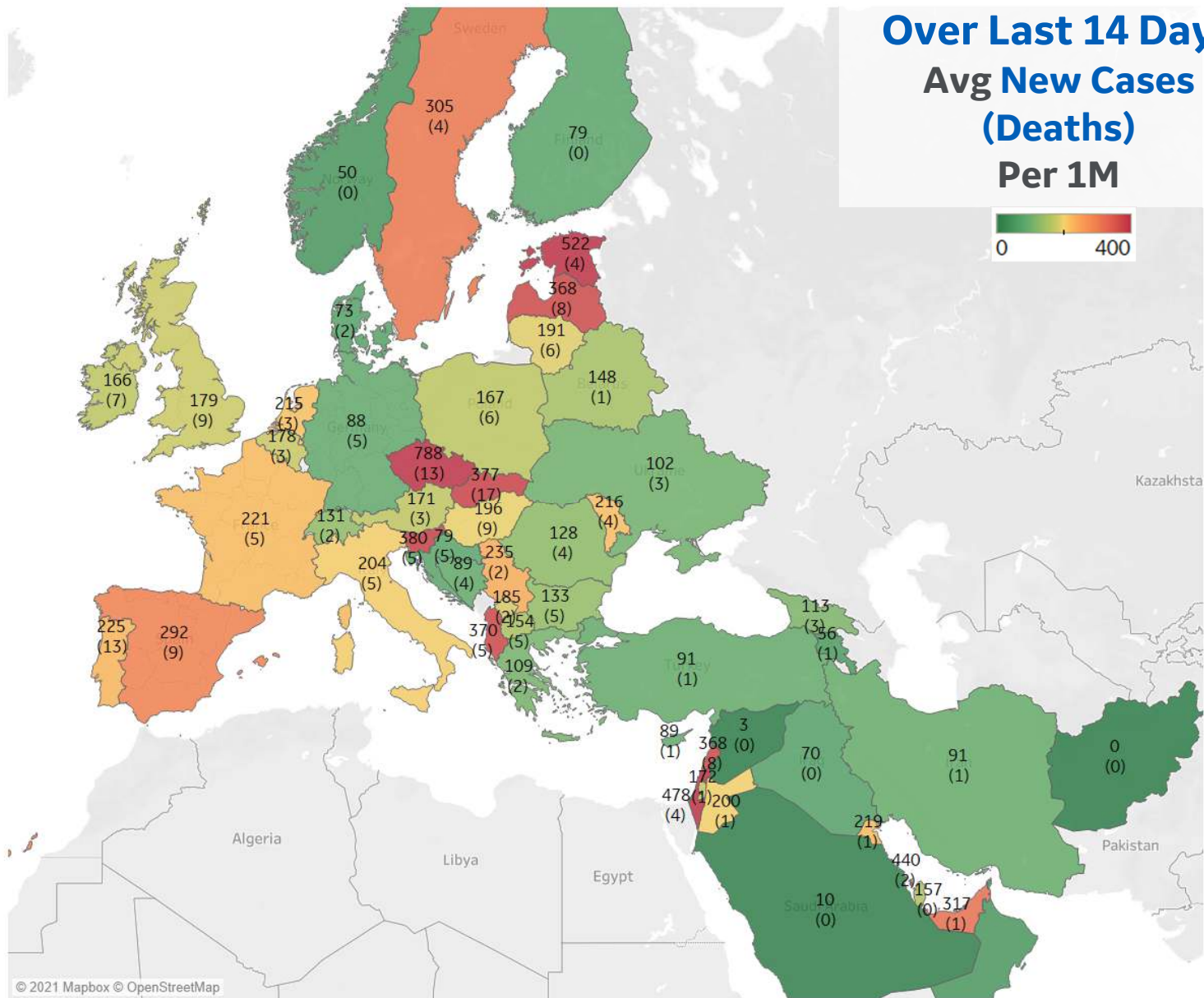
## Per 1M in Region

	Today	Change
Active Cases	16,055	+0.2%
Confirmed	118 new	+0.3%
Deaths	2 new	+0.2%
Recovered	81 new	+0.4%

## Most Daily New Cases / 1M

Czechia	788
Estonia	522
Israel	478
Bahrain	440
Slovenia	380
Slovakia	377
Albania	370
Latvia	368
Lebanon	368
UAE	317

\* Excludes regions with population < 1M



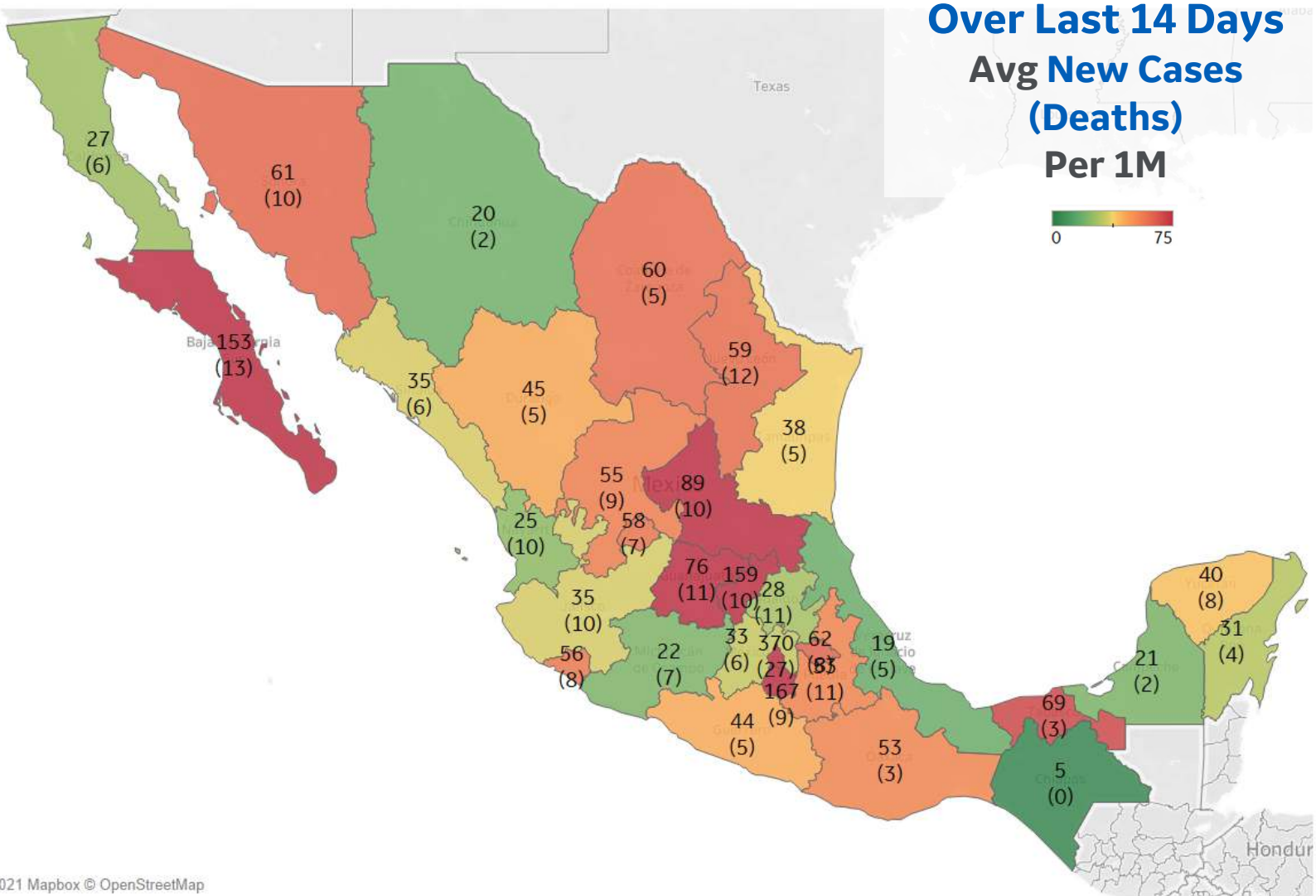


## Per 1M in Region

	Today	Change
Active Cases	2,063	-0.7%
Confirmed	24 new	+0.2%
Deaths	2 new	+0.2%
Recovered	36 new	+0.3%

## Most Daily New Cases / 1M

Distrito Federal	370
Morelos	167
Querétaro	159
Baja California Sur	153
San Luis Potosí	89
Guanajuato	76
Tabasco	69
Nacional	69
Tlaxcala	62
Sonora	61

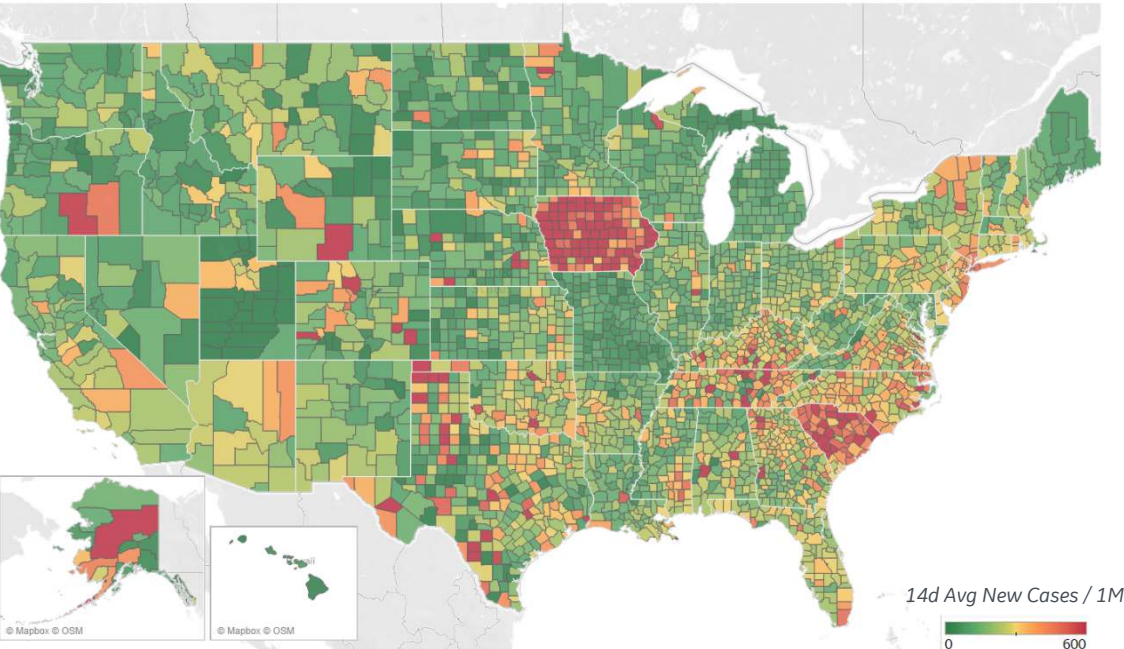






# US Counties: Recent Cases and Deaths

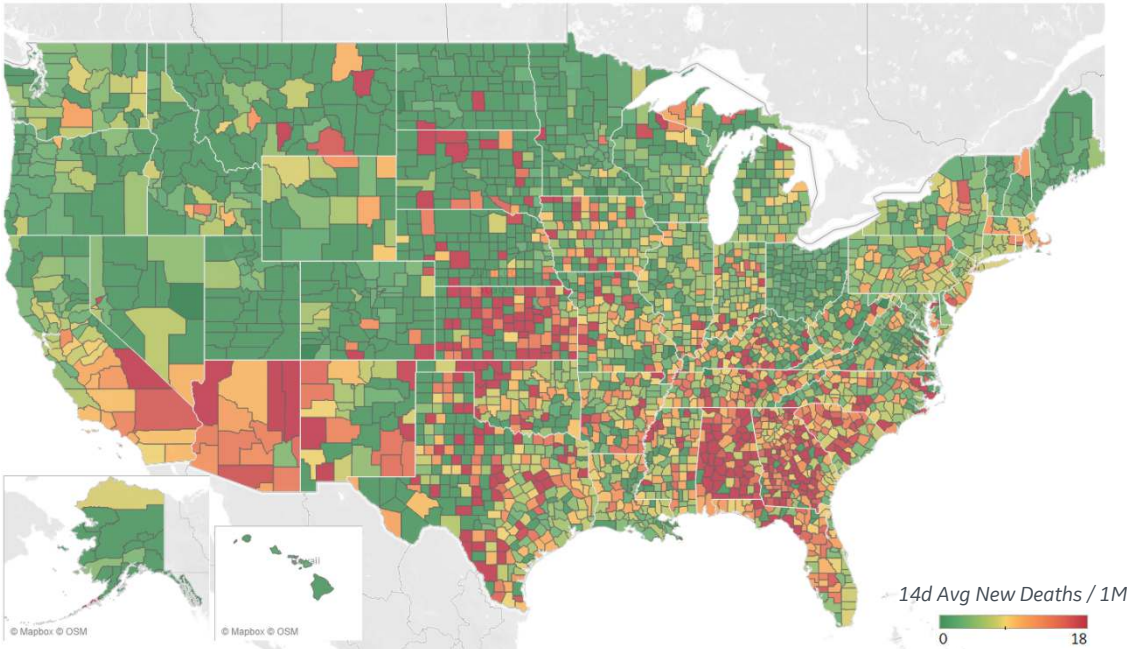
## Average New Cases per 1M Over Last 14 Days



### Top 10 by New Confirmed Avg New Confirmed Cases / 1M

Polk County, IA	1,182
Lexington County, SC	727
Horry County, SC	610
Spartanburg County, SC	595
York County, SC	562
Richland County, SC	525
Chesterfield County, VA	521
Greenville County, SC	514
New York City*	512
Nassau County, NY	494

## Average New Deaths per 1M Over Last 14 Days



### Top 10 by New Deaths Avg New Deaths/ 1M

Webb County, TX	21
Pima County, AZ	17
San Bernardino County, CA	16
Spartanburg County, SC	15
Lake County, FL	14
Maricopa County, AZ	14
Marion County, FL	14
Sedgwick County, KS	13
Madison County, AL	13
Los Angeles County, CA	13

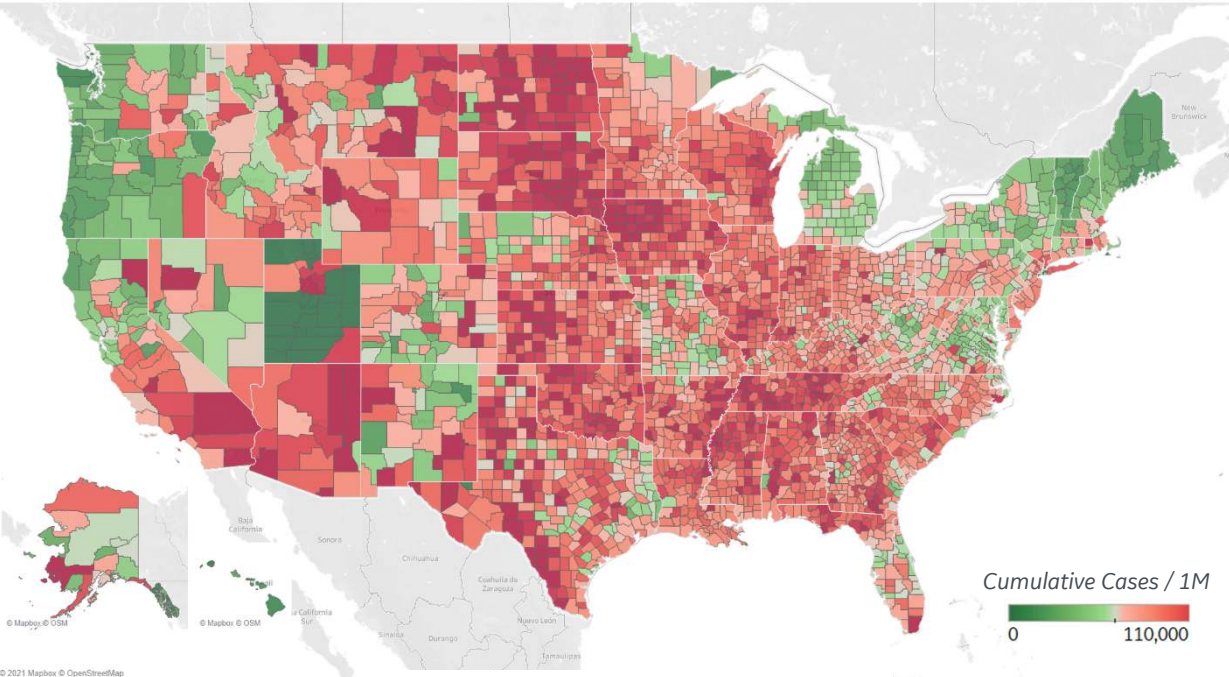
**Note:** Lists includes counties  
≥ 250K population



# US Counties: Cumulative Cases and Deaths

Updated 22 Feb 2021, 3:30 GMT 16

## Confirmed **Cases** per 1M to date

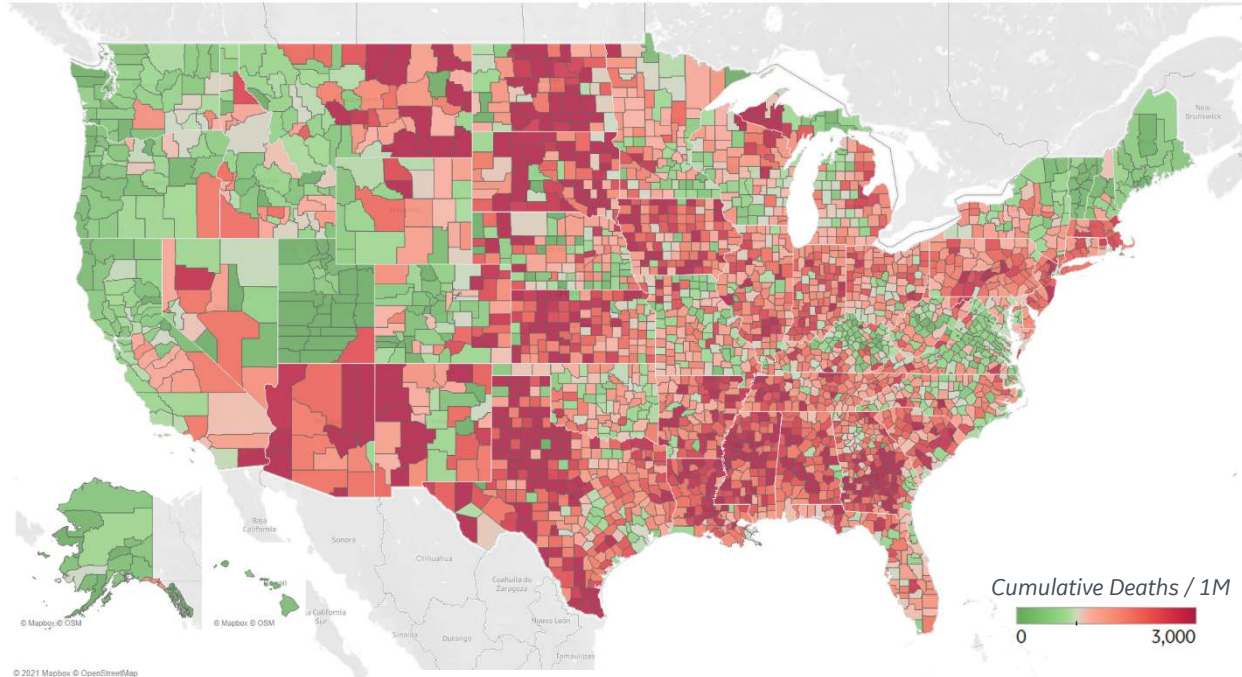


### Top 10 Counties

Total Confirmed Cases / 1M

Lubbock County, TX	154,478
Webb County, TX	153,514
Miami-Dade County, FL	148,058
El Paso County, TX	144,778
Utah County, UT	139,992
San Bernardino County, CA	130,563
Providence County, RI	125,622
Brown County, WI	122,423
Greenville County, SC	119,446
Salt Lake County, UT	118,160

## Reported **Deaths** per 1M to date



### Top 10 Counties

Total Reported Deaths / 1M

New York City*	5,330
Cameron County, TX	3,334
Passaic County, NJ	3,310
Essex County, NJ	3,308
Union County, NJ	3,122
Ocean County, NJ	2,984
Hidalgo County, TX	2,975
Hudson County, NJ	2,933
Hampden County, MA	2,798
Bergen County, NJ	2,778

**Note:** Lists includes counties  $\geq 250K$  population

\* New York City counties aggregated into one reporting area





## Per 1M in Region

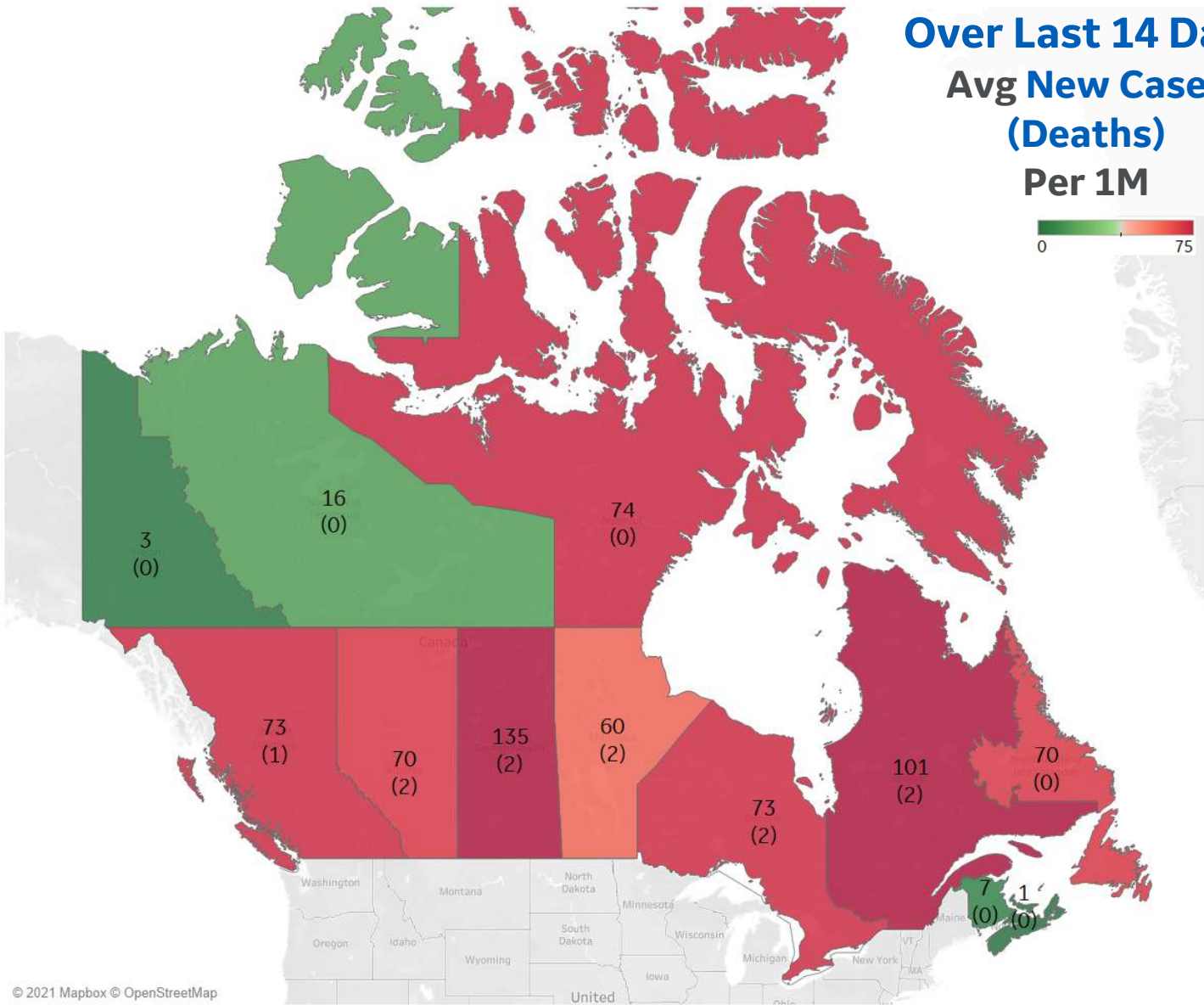
	Today	Change
Active Cases	820	-1.0%
Confirmed	64 new	+0.3%
Deaths	1 new	+0.2%
Recovered	71 new	+0.3%

## Most Daily New Cases / 1M

Saskatchewan	135
Quebec	101
British Columbia	73
Ontario	73
Alberta	70
Manitoba	60

\* Excludes regions with population < 1M

## Over Last 14 Days Avg New Cases (Deaths) Per 1M







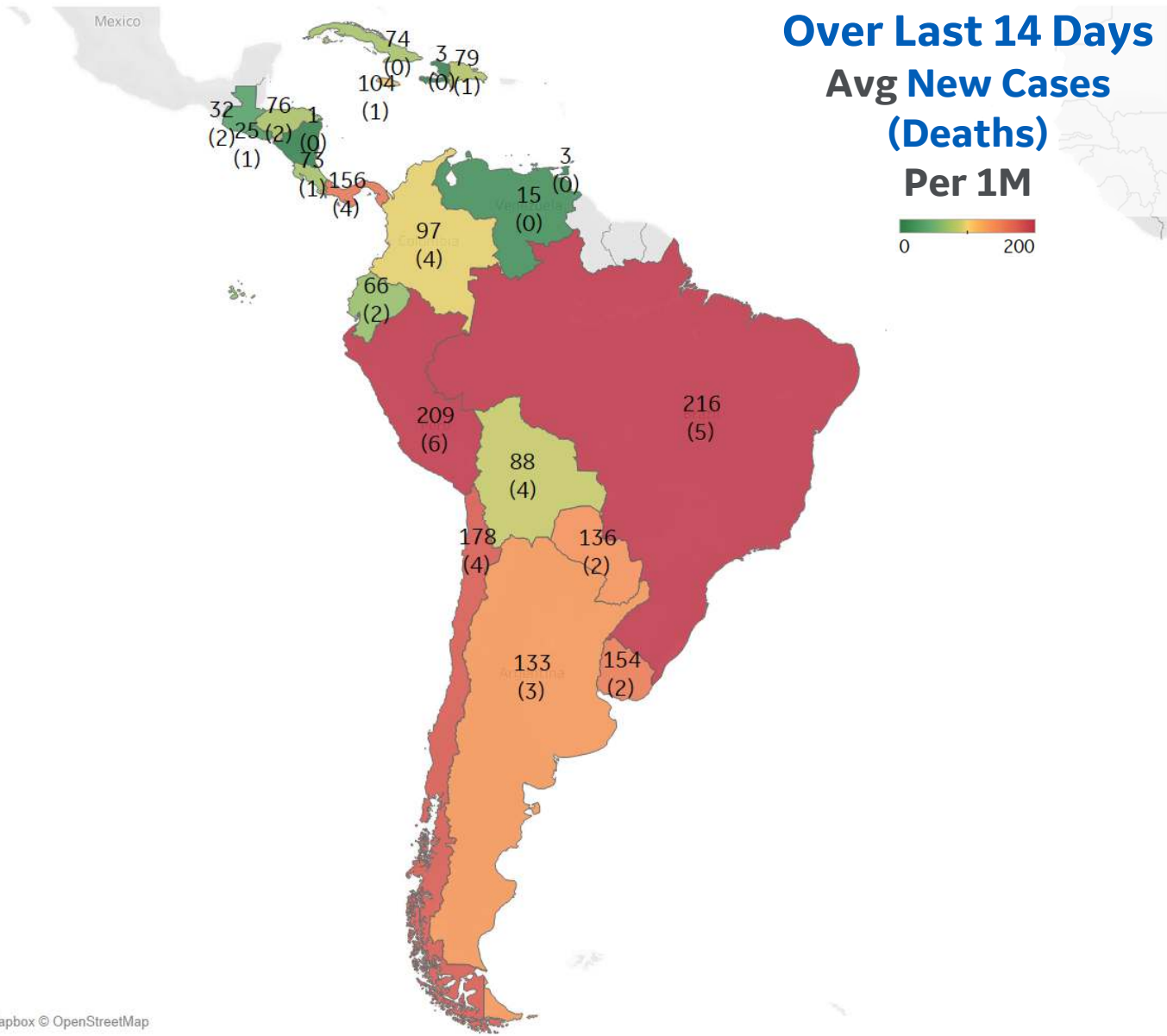
## Per 1M in Region

	Today	Change
Active Cases	2,716	-0.4%
Confirmed	120 new	+0.3%
Deaths	3 new	+0.3%
Recovered	129 new	+0.4%

## Most Daily New Cases / 1M

Brazil	216
Peru	209
Chile	178
Panama	156
Uruguay	154
Paraguay	136
Argentina	133
Jamaica	104
Colombia	97
Bolivia	88

\* Excludes regions with population < 1M





# Brazil



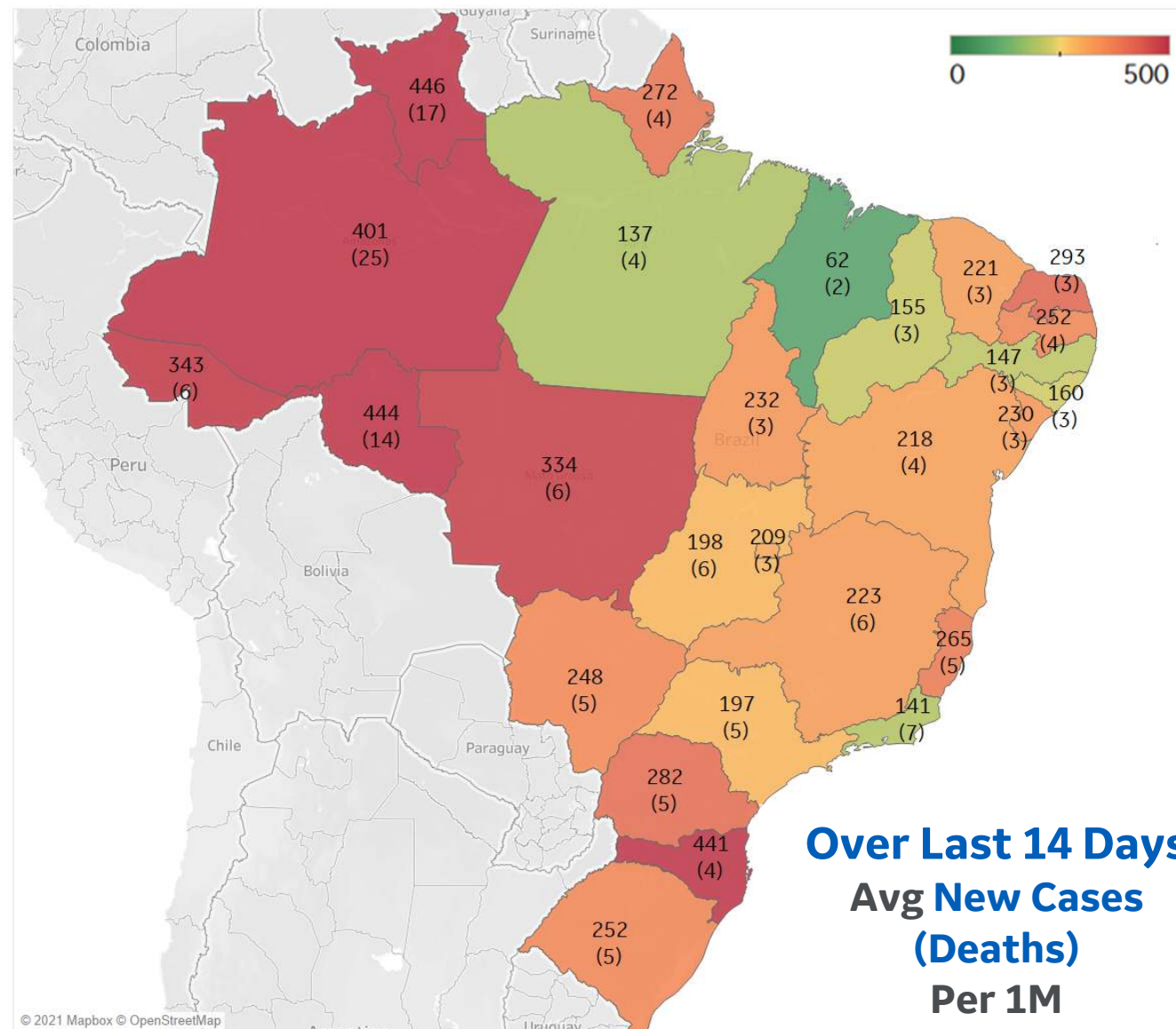
## Per 1M in Region

	Today	Change
Active Cases	3,886	+0.4%
Confirmed	137 new	+0.3%
Deaths	2 new	+0.2%
Recovered	118 new	+0.3%

## Most Daily New Cases / 1M

Rondônia	444
Santa Catarina	441
Amazonas	401
MatoGrosso	334
Rio Grande do ..	293
Paraná	282
Espírito Santo	265
Rio Grande do ..	252
Paraíba	252
MatoGrosso do ..	248

\* Excludes regions with population < 1M





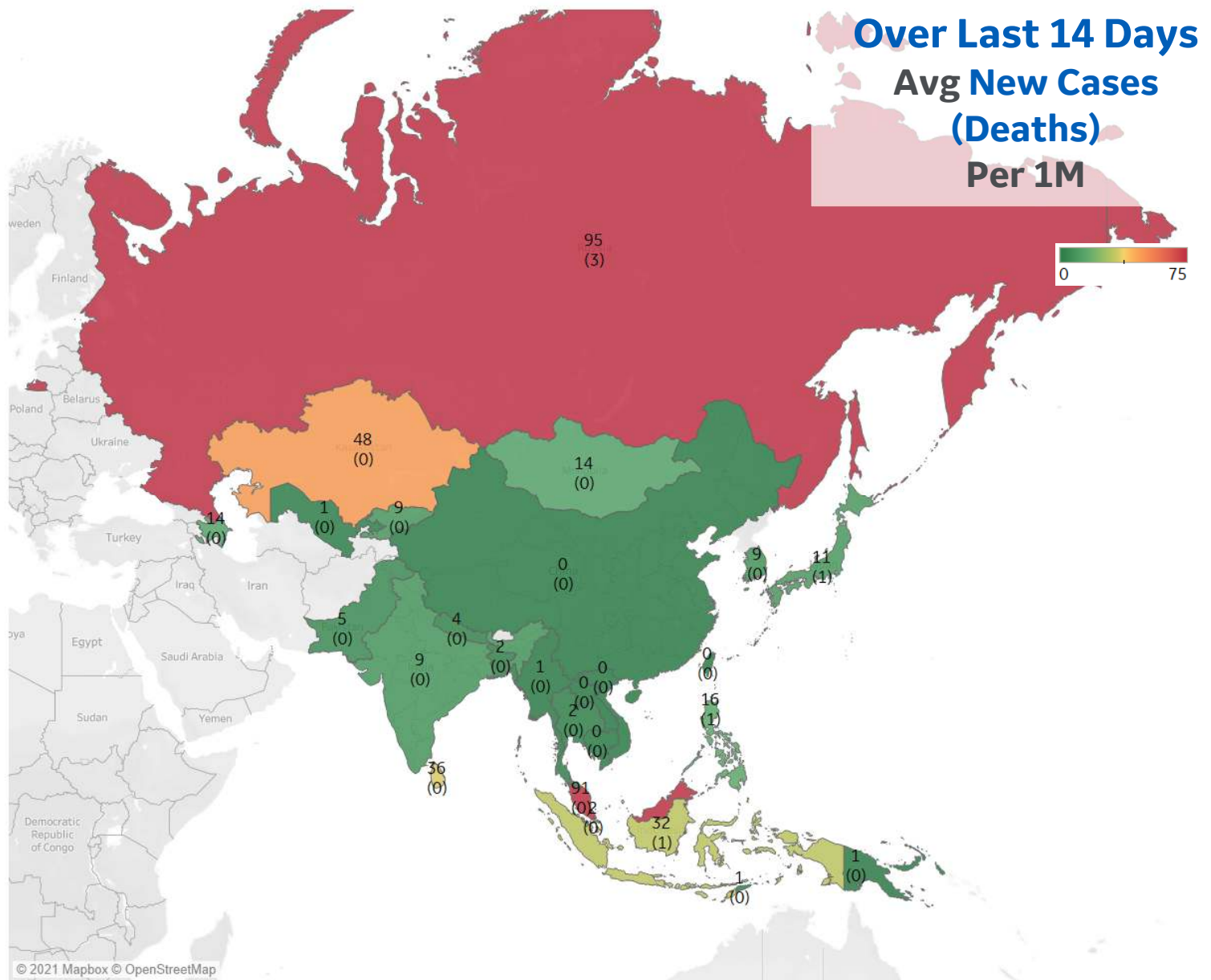
## Per 1M in Region

	Today	Change
Active Cases	200	-1.3%
Confirmed	10 new	+0.2%
Deaths	0.2 new	+0.2%
Recovered	12 new	+0.3%

## Most Daily New Cases / 1M

Russia	95
Malaysia	91
Kazakhstan	48
Sri Lanka	36
Indonesia	32
Philippines	16
Azerbaijan	14
Mongolia	14
Japan	11
Kyrgyzstan	9

\* Excludes regions with population < 1M





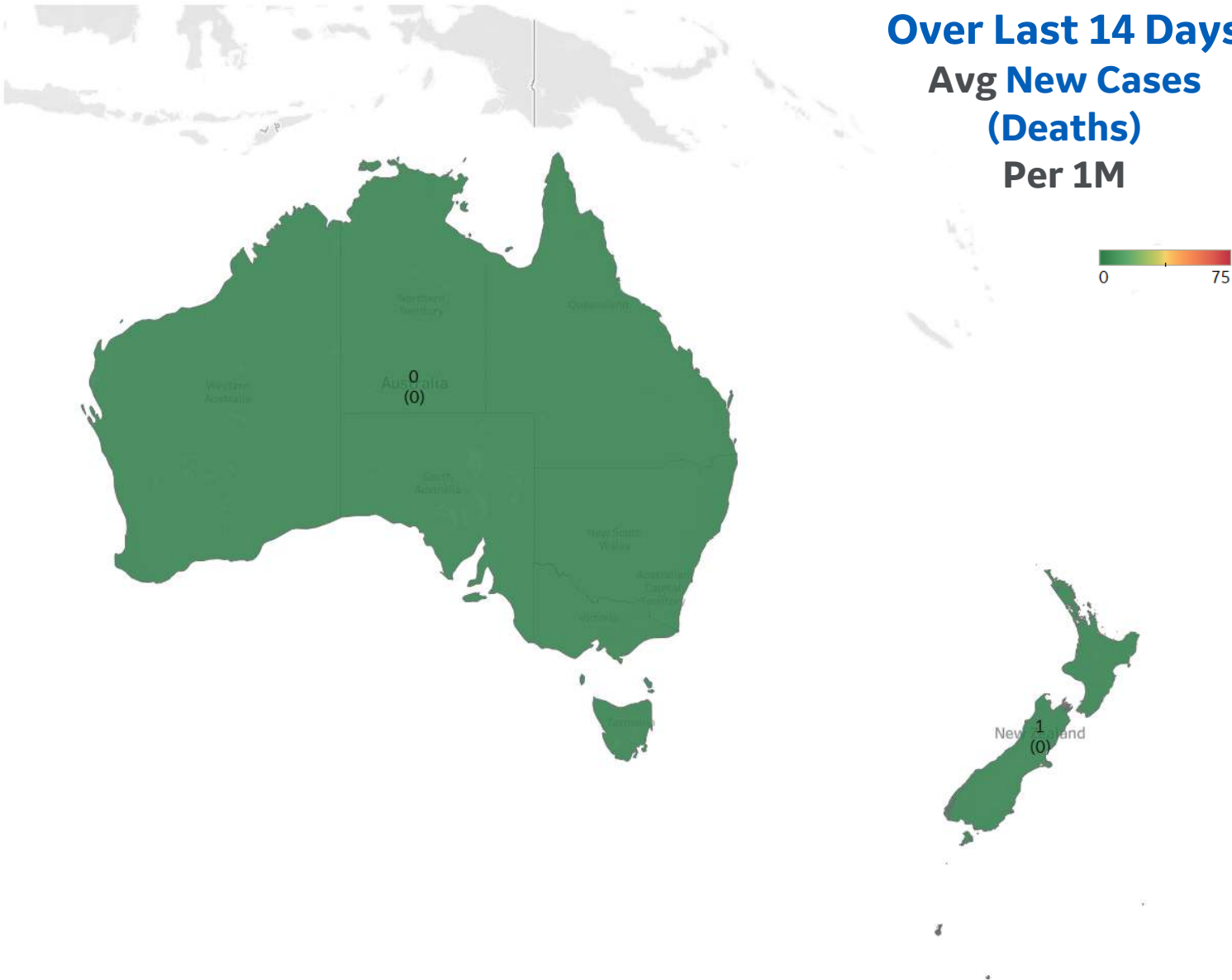


## Per 1M in Region

	Today	Change
Active Cases	166	+0%
Confirmed	0 new	+0%
Deaths	0 new	+0%
Recovered	1 new	+0.1%

## Most Daily New Cases / 1M

New Zealand	1
Australia	0





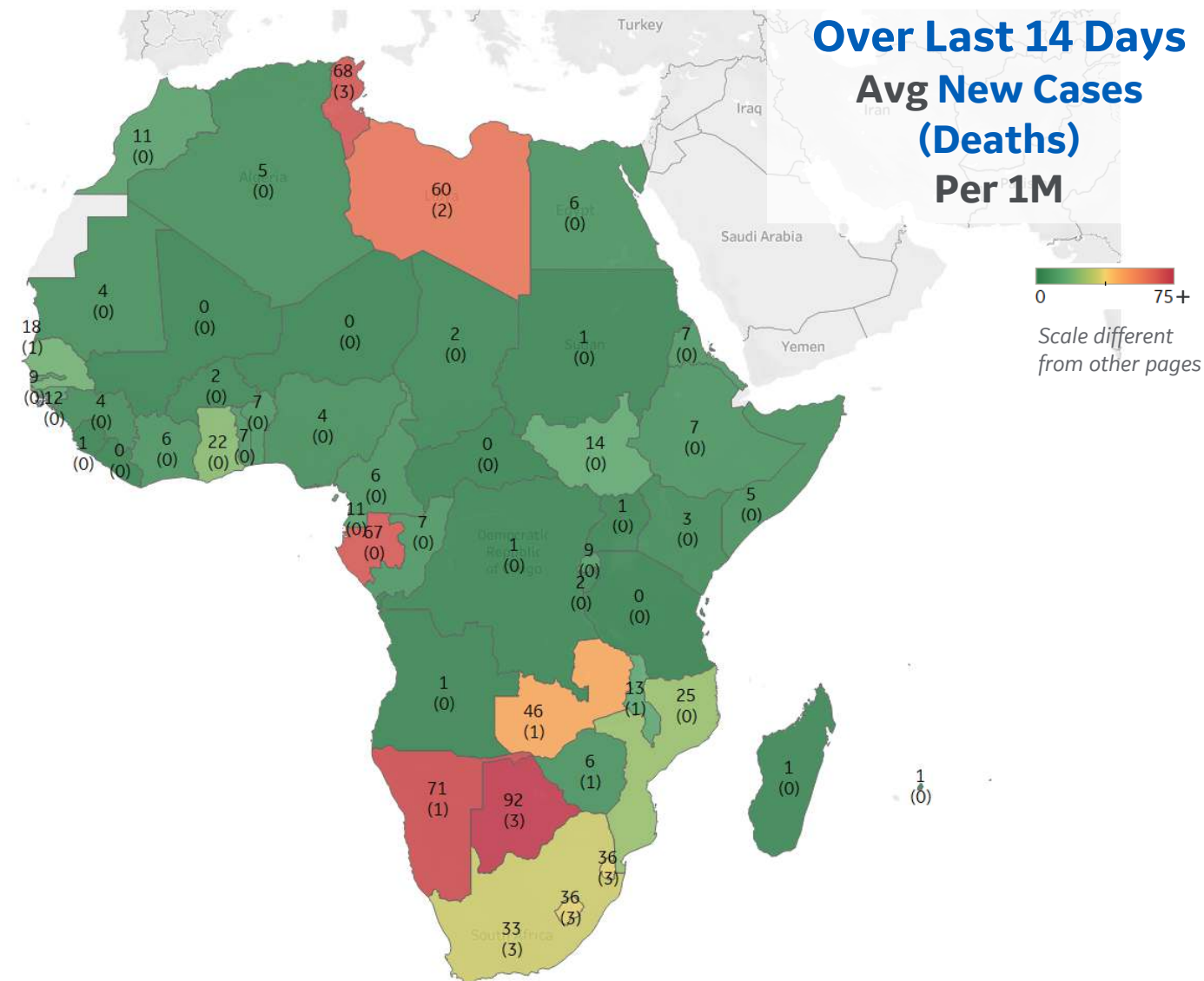
## Der 1M in Region

	Today	Change
Active Cases	259	-0.2%
Confirmed	7 new	+0.2%
Deaths	0.3 new	+0.3%
Recovered	7 new	+0.3%

### Most Daily New Cases / 1M

Botswana	92
Namibia	71
Tunisia	68
Gabon	67
Libya	60
Zambia	46
Lesotho	36
Eswatini	36
South Africa	33
Mozambique	25

\* Excludes regions with population < 1M





# Sources



\*\* Per 1M = Per 1 Million Population unless otherwise noted

**Johns Hopkins Coronavirus Resource Center:**

<https://coronavirus.jhu.edu/map.html>

**Worldometer Coronavirus Reporting:**

<https://www.worldometers.info/coronavirus/>

**Public Health England:**

<https://www.gov.uk/government/publications/covid-19-track-coronavirus-cases>

**US Department of Homeland Security, Homeland Infrastructure Foundation-Level Data:**

<https://hifld-geoplatform.opendata.arcgis.com/datasets/hospitals>

**City of New York, NYC Health:**

<https://www1.nyc.gov/site/doh/covid/covid-19-data.page>

**Chicago Coronavirus Latest Data:**

<https://www.chicago.gov/city/en/sites/covid-19/home/latest-data.html>

**National Health Commission of the PRC:**

<http://www.nhc.gov.cn/xcs/yqtb/202003/bf66696029ba420098164607240074f8.shtml>

**CDC, Severe Outcomes Among Patients with Coronavirus Disease 2019 (COVID-19):**

<https://www.cdc.gov/mmwr/volumes/69/wr/mm6912e2.htm>

**Italian Department of Civil Protection, COVID Monitoring:**

<http://opendatadpc.maps.arcgis.com/apps/opsdashboard/index.html#/b0c68bce2cce478eaac82fe38d4138b1>

**The COVID Tracking Project:**

<https://covidtracking.com/data/>

**UK Office for National Statistics:**

<https://www.ons.gov.uk/peoplepopulationandcommunity/birthsdeathsandmarriages/deaths/bulletins/deathsregisteredweeklyinenglandandwalesprovisional/weekending24april2020>

**COVID-19 Information for Switzerland:**

<https://www.corona-data.ch/>

**European Centre for Disease Prevention and Control:**

<https://www.ecdc.europa.eu/en/publications-data/download-data-hospital-and-icu-admission-rates-and-current-occupancy-covid-19>

Worldwide Survival Rate, last 30d calculation =

$$\frac{[(Total\ Confirmed - Total\ Confirmed\ 30d\ ago) - (Total\ Deaths - Total\ Deaths\ 30d\ ago)]}{(Total\ Confirmed - Total\ Confirmed\ 30d\ ago)}$$

**Secretary of Health, Mexico:**

<https://www.gob.mx/salud/en>

**OECD Economic Outlooks, Statistics:**

[https://www.oecd-ilibrary.org/economics/data/oecd-economic-outlook-statistics-and-projections\\_eo-data-en](https://www.oecd-ilibrary.org/economics/data/oecd-economic-outlook-statistics-and-projections_eo-data-en)

**Public Health Authority of Sweden:**

<https://www.folkhalsomyndigheten.se/smittskydd-beredskap/utbrott/aktuella-utbrott/covid-19/bekraftade-fall-i-sverige>

**CDC Provisional COVID19 Deaths Counts**

<https://data.cdc.gov/NCHS/Provisional-COVID-19-Death-Counts-by-Sex-Age-and-S/9bhg-hcku>

**Canada Regional Data:**

<https://health-infobase.canada.ca/covid-19/epidemiological-summary-covid-19-cases.html#fn1>

**Canada Regional Populations (Q4 2019):**

<https://www150.statcan.gc.ca/t1/tbl1/en/tv.action?pid=1710000901>

**CDC COVID Data Tracker:**

<https://covid.cdc.gov/covid-data-tracker/#vaccinations>