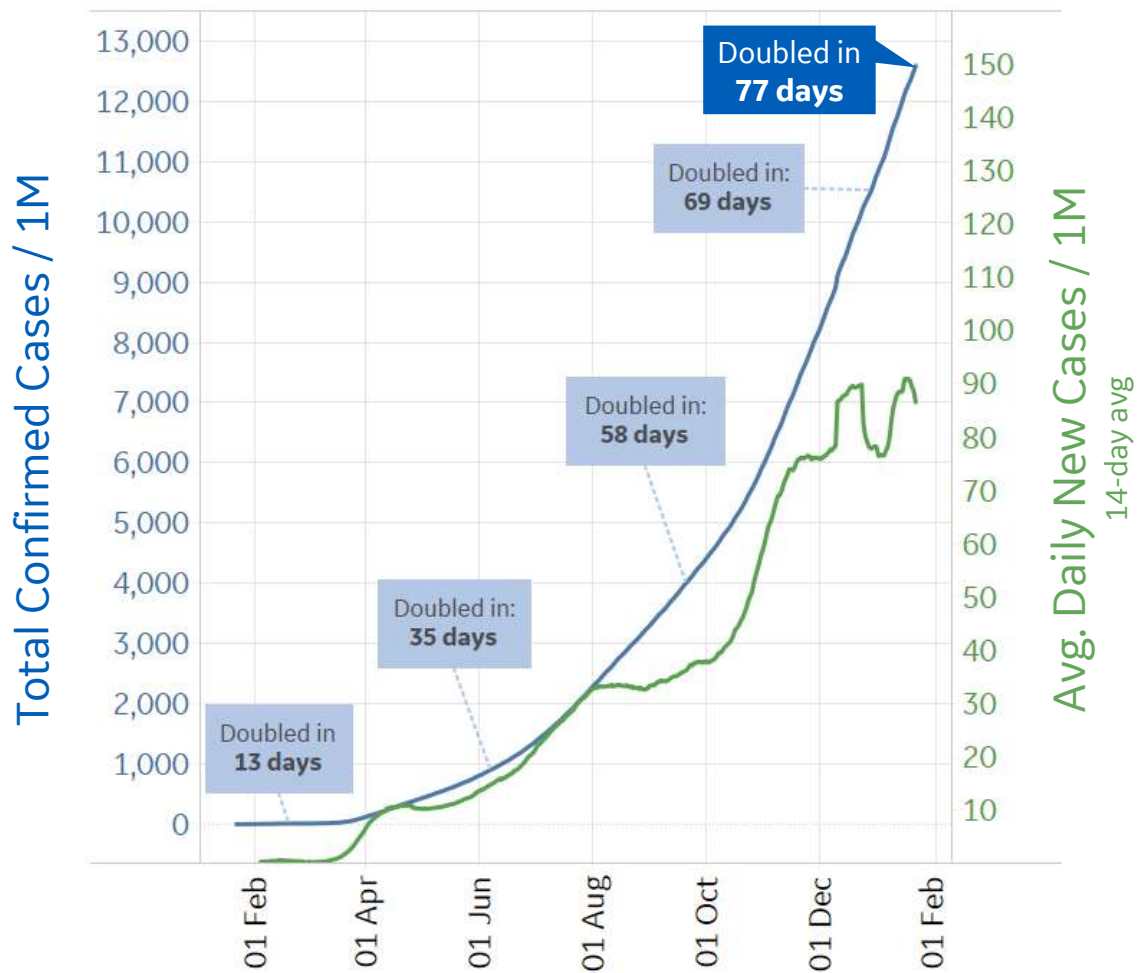




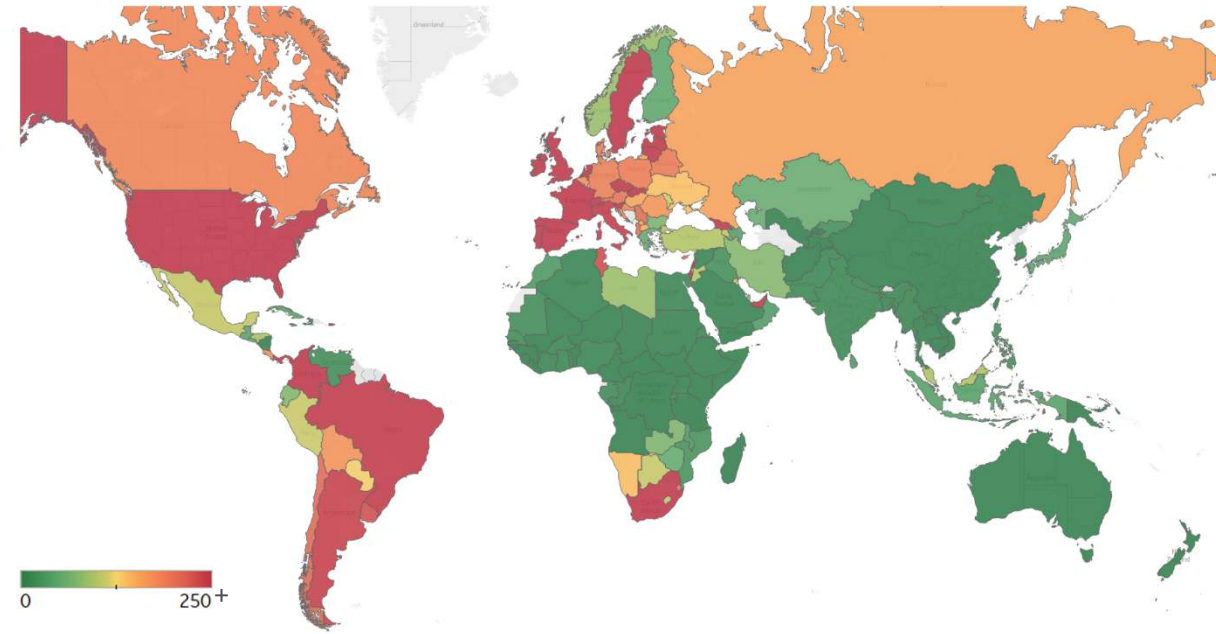
# Global Confirmed & Active Cases

Trend since 22 Jan 2020



Avg. Daily New Cases / 1M

Over the last 14 days



Per 1M:	New Today	Change from 30 days ago
Active	32	+29%
Confirmed	81	+25%
Deaths	2	+22%
Recovered	47	+22%
	To Date	Last 30 Days
Worldwide Survival Rate	97.9%	98.1%

Worldwide Survival Rate = (Confirmed - Deaths) / (Confirmed) in a given time period

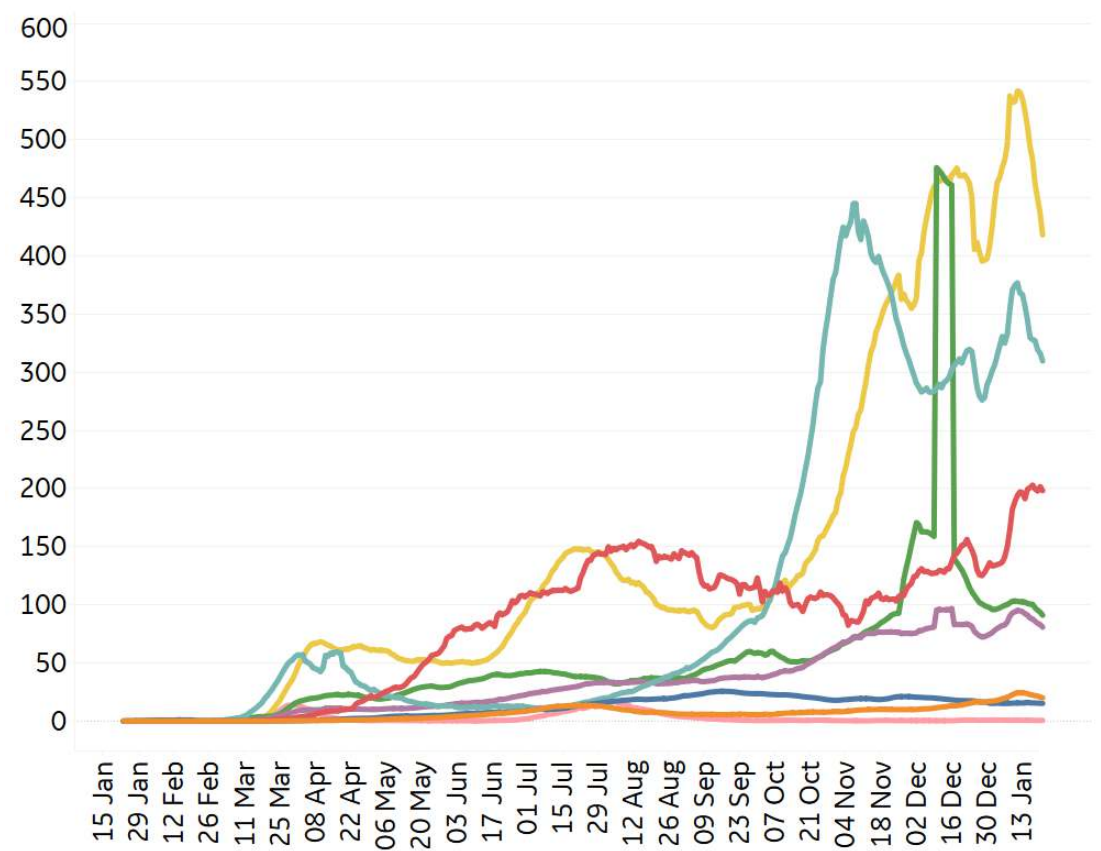


# New Confirmed Cases & New Deaths

Key   **World**   **North America**   **Europe**   **Middle East**   **Cent & South America**   **Asia**   **Africa**   **Oceania**

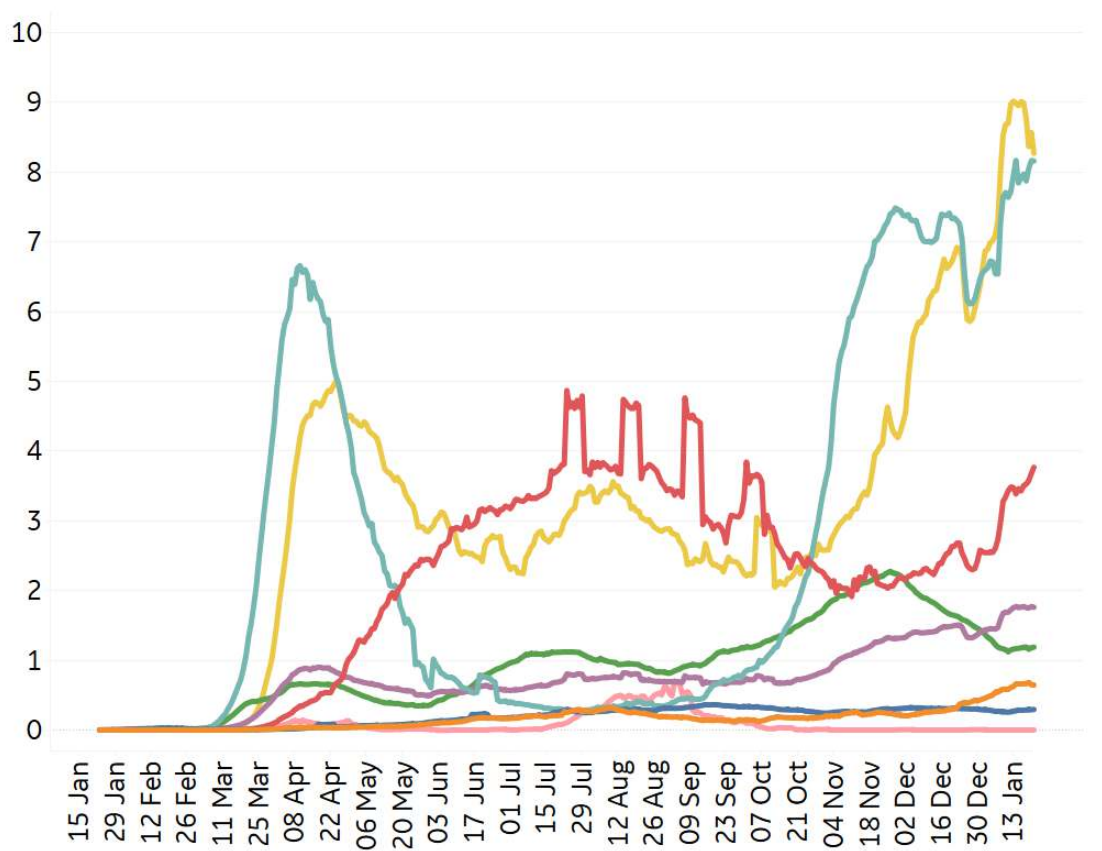
### New Confirmed Cases / 1M

7-day rolling average



### New Deaths / 1M

7-day rolling average



*\*Large jump in Middle East confirmed cases due to batched reporting of 823,225 new cases in **Turkey** on 10 Dec*



# Top 50 Countries: Per 1M



## 1 - 25

	Average over last 7 days		Total Since 22 Jan			Change from 14d Ago in 14 day avg of daily new	
	New Confirmed	New Deaths	Total Confirmed	Total Recovered	Total Deaths	Confirmed	Deaths
Belgium	172	4	59,262	N/A**	1,779	19%	-24%
Slovenia	607	13	74,223	63,194	1,580	-12%	-18%
Czechia	678	15	85,663	73,075	1,398	-9%	27%
UK	598	18	52,349	N/A**	1,396	-7%	81%
Italy	217	8	40,161	30,225	1,393	-2%	8%
Bos. and Herz.	96	5	36,334	27,396	1,383	14%	-2%
North Macedo..	126	6	43,111	36,185	1,322	-15%	-16%
Bulgaria	60	7	30,779	25,524	1,258	-38%	-27%
US	567	9	74,403	N/A**	1,239	2%	25%
Hungary	119	10	36,817	24,355	1,212	-11%	-13%
Peru	143	3	32,549	30,132	1,184	134%	58%
Spain	748	6	52,544	3,216	1,177	154%	82%
Croatia	147	8	55,374	53,366	1,154	-28%	-41%
Panama	479	10	70,862	57,990	1,146	-19%	3%
France	299	6	46,671	3,380	1,105	58%	26%
Sweden	342	10	53,762	N/A**	1,081	-30%	390%
Switzerland	236	6	58,596	36,697	1,037	-31%	-27%
Argentina	229	4	40,780	35,971	1,026	21%	24%
Armenia	94	3	55,860	51,986	1,019	-9%	-36%
Brazil	251	5	40,917	36,099	1,007	37%	30%
EU	300	8	41,339	20,155	987	16%	19%
Colombia	346	8	38,762	35,398	986	32%	42%
Portugal	1,084	18	58,367	42,586	950	101%	109%
Lithuania	494	11	63,850	41,643	938	-37%	-46%
Chile	212	3	35,839	33,584	926	60%	29%

## 26 - 50

	Average over last 7 days		Total Since 22 Jan			Change from 14d Ago in 14 day avg of daily new	
	New Confirmed	New Deaths	Total Confirmed	Total Recovered	Total Deaths	Confirmed	Deaths
Poland	164	8	38,517	32,123	913	-14%	24%
Romania	140	4	36,583	33,335	912	-11%	-24%
Moldova	110	4	38,371	35,986	822	-27%	-19%
Austria	167	6	44,390	41,788	809	-9%	-13%
Netherlands	314	5	55,206	N/A**	784	-30%	-1%
Kosovo	169	3	30,904	27,197	777	17%	-21%
Georgia	231	5	62,938	59,687	752	-16%	-27%
Slovakia	347	14	42,355	33,176	696	-10%	10%
Ireland	546	10	36,843	4,732	571	22%	344%
Latvia	434	10	31,126	22,541	560	3%	-12%
Ukraine	135	4	27,822	21,656	515	-20%	-4%
Costa Rica	147	3	36,999	28,606	492	-10%	10%
Israel	876	6	67,341	57,460	490	37%	82%
Serbia	180	2	43,388	N/A**	438	-33%	-41%
Jordan	86	1	31,185	29,814	411	-31%	-20%
West Bank an..	111	3	33,719	31,258	385	-46%	-25%
Denmark	175	6	33,312	30,502	330	-50%	13%
Lebanon	672	8	39,447	23,269	315	66%	175%
Turkey	81	2	28,605	27,153	292	-40%	-25%
Estonia	387	5	29,560	21,668	267	-4%	27%
Kuwait	114	0	37,427	35,786	223	73%	8%
Bahrain	173	1	58,110	56,180	215	19%	333%
Qatar	78	0	51,460	50,148	86	12%	50%
UAE	351	1	27,022	24,197	77	95%	53%
Total World	81	2	12,585	6,936	270	8%	23%

\*Change from 14d ago:  
Compares 14d-avgs. of Daily New Cases/Deaths today with 14d-avgs. from 14d ago

To date, the case fatality rate in the **EU** stands at 2.4% (*total deaths / total cases*)

Top 50 countries selected by Cases / 1M  
Sorted by Total Deaths / 1M  
Excluded countries with population < 1M

N/A\*\* due to inconsistent reporting of Recovered Cases



# Top 50 Countries: Raw Volume

Updated 22 Jan 2021, 3:30 GMT

4

## 1 - 25

	Average over last 7 days		Total Since 22 Jan			Change from 14d Ago in 14 day avg of daily new	
	New Confirmed	New Deaths	Total Confirmed	Total Recovered	Total Deaths	Confirmed	Deaths
EU	133,480	3,409	18,406,015	8,973,891	439,457	16%	19%
US	187,593	3,058	24,627,675	N/A**	410,102	2%	25%
Brazil	53,296	1,007	8,697,368	7,673,092	214,147	37%	30%
India	13,963	159	10,625,424	10,283,702	153,030	-20%	-29%
Mexico	14,368	922	1,688,944	1,264,780	144,371	49%	35%
UK	40,574	1,229	3,553,773	N/A**	94,765	-7%	81%
Italy	13,135	479	2,428,221	1,827,451	84,202	-2%	8%
France	19,521	384	3,046,371	220,650	72,139	58%	26%
Russia	22,492	542	3,616,680	3,021,861	66,810	-12%	0%
Iran	6,101	87	1,354,520	1,144,549	57,150	1%	-25%
Spain	34,958	280	2,456,675	150,376	55,041	154%	82%
Germany	13,380	810	2,108,895	1,797,648	50,876	-13%	23%
Colombia	17,606	385	1,972,345	1,801,134	50,187	32%	42%
Argentina	10,337	176	1,843,077	1,625,755	46,355	21%	24%
South Africa	12,000	521	1,380,807	1,183,443	39,501	4%	32%
Peru	4,712	92	1,073,214	993,509	39,044	134%	58%
Poland	6,199	301	1,457,755	1,215,732	34,561	-14%	24%
Indonesia	11,722	280	951,651	772,790	27,203	47%	26%
Turkey	6,815	164	2,412,505	2,290,032	24,640	-40%	-25%
Ukraine	5,920	174	1,216,780	947,087	22,521	-20%	-4%
Belgium	1,992	47	686,827	N/A**	20,620	19%	-24%
Canada	6,112	136	736,441	652,246	18,510	-4%	5%
Chile	4,056	58	685,107	642,004	17,702	60%	29%
Romania	2,694	74	703,776	641,288	17,554	-11%	-24%
Czechia	7,262	160	917,359	782,558	14,973	-9%	27%

## 26 - 50

	Average over last 7 days		Total Since 22 Jan			Change from 14d Ago in 14 day avg of daily new	
	New Confirmed	New Deaths	Total Confirmed	Total Recovered	Total Deaths	Confirmed	Deaths
Ecuador	1,455	40	236,189	199,332	14,526	72%	103%
Netherlands	5,377	81	945,948	N/A**	13,439	-30%	-1%
Iraq	746	8	611,407	576,725	12,977	-11%	-14%
Hungary	1,147	92	355,662	235,276	11,713	-11%	-13%
Pakistan	2,079	49	528,891	482,771	11,204	4%	-20%
Sweden	3,453	105	542,952	N/A**	10,921	-30%	390%
Philippines	1,873	54	507,717	467,475	10,116	57%	152%
Portugal	11,049	186	595,149	434,237	9,686	101%	109%
Switzerland	2,042	55	507,123	317,600	8,971	-31%	-27%
Morocco	1,053	32	463,706	439,301	8,076	-34%	-16%
Bangladesh	650	17	530,271	475,074	7,966	-25%	-27%
Austria	1,505	52	399,798	376,360	7,288	-9%	-13%
Saudi Arabia	191	5	365,775	357,337	6,342	30%	-46%
Panama	2,067	42	305,752	250,215	4,944	-19%	3%
Japan	5,914	108	352,129	273,031	4,872	51%	69%
Israel	7,579	54	582,869	497,347	4,245	37%	82%
Jordan	877	13	318,181	304,200	4,198	-31%	-20%
Serbia	1,574	20	379,093	N/A**	3,830	-33%	-41%
Slovakia	1,895	77	231,242	181,129	3,801	-10%	10%
Georgia	923	19	251,071	238,101	2,998	-16%	-27%
Lebanon	4,587	53	269,241	158,822	2,151	66%	175%
Nepal	300	5	268,646	262,868	1,979	-28%	-20%
Belarus	1,805	9	232,298	216,744	1,619	-1%	-1%
UAE	3,470	6	267,258	239,322	766	95%	53%
Total World	625,941	13,629	97,492,072	53,733,204	2,089,455	8%	23%

\*Change from 14d ago:  
Compares 14d-avgs. of Daily New Cases/Deaths  
today with 14d-avgs. from 14d ago

In the last 14 days, cases in the **UK** increased 25% while deaths increased 22%

Top 50 countries selected by Total Cases  
Sorted by Raw Total Deaths  
Excluded countries with population < 1M

N/A\*\* due to inconsistent reporting of Recovered Cases





# United States: Per 1M



## 1 - 25

	Average over last 7 days		Total Since 22 Jan			Change from 14d Ago* in 14 day avg of daily new	
	New Confirmed	New Deaths	Total Confirmed	Total Recovered	Total Deaths	Confirmed	Deaths
New Jersey	587	10	72,751	7,206	2,337	13%	1%
New York	736	10	66,503	6,111	2,148	16%	28%
Massachusetts	659	10	70,538	47,037	2,018	7%	5%
Rhode Island	728	11	102,690	6,186	1,960	-16%	-19%
Mississippi	637	15	87,065	69,811	1,904	21%	43%
Connecticut	571	9	66,137	2,749	1,900	10%	-2%
South Dakota	305	10	120,272	113,759	1,891	-24%	13%
North Dakota	186	9	126,458	123,088	1,866	-31%	-16%
Louisiana	528	11	81,380	68,840	1,816	-3%	57%
Arizona	999	18	96,163	13,083	1,617	11%	40%
Illinois	379	8	85,728	N/A	1,612	-6%	-25%
Pennsylvania	446	15	61,954	48,062	1,567	-7%	17%
Michigan	226	6	59,316	44,299	1,495	-23%	-27%
Arkansas	696	13	92,524	84,192	1,490	-4%	10%
New Mexico	428	14	79,560	43,445	1,452	-10%	-11%
Indiana	497	8	89,411	57,533	1,425	-13%	-30%
Iowa	357	9	98,394	86,212	1,409	-12%	16%
Alabama	523	13	88,215	47,563	1,301	-14%	222%
Tennessee	571	9	102,177	93,634	1,272	-28%	12%
Nevada	472	12	86,471	N/A	1,269	-11%	34%
S. Carolina	924	12	78,562	35,217	1,238	25%	15%
DC	363	4	49,043	34,362	1,224	17%	8%
Kansas	554	11	91,205	1,820	1,224	-1%	5%
Georgia	720	12	79,567	N/A	1,214	15%	156%
Texas	691	11	76,179	60,810	1,171	20%	69%

## 26 - 51

	Average over last 7 days		Total Since 22 Jan			Change from 14d Ago* in 14 day avg of daily new	
	New Confirmed	New Deaths	Total Confirmed	Total Recovered	Total Deaths	Confirmed	Deaths
Florida	550	7	75,142	N/A	1,152	1%	52%
Maryland	395	7	55,332	1,565	1,114	10%	3%
Missouri	286	7	74,280	N/A	1,093	-14%	9%
Minnesota	224	5	79,928	76,906	1,078	-16%	-17%
Delaware	654	5	74,477	N/A	1,055	-4%	28%
Wisconsin	356	9	98,874	85,594	1,046	-4%	34%
West Virginia	590	12	62,839	47,446	1,032	-11%	14%
Montana	339	3	84,816	79,257	1,029	1%	-49%
Nebraska	385	4	95,815	67,001	966	-11%	-1%
Wyoming	425	7	87,124	82,874	950	21%	-47%
Colorado	299	3	66,197	3,524	945	-15%	-39%
Idaho	387	5	88,525	41,138	926	-8%	-18%
Ohio	518	6	72,692	60,985	900	-3%	5%
California	767	12	78,351	N/A	900	-2%	51%
N. Carolina	643	7	66,561	55,260	795	7%	32%
Oklahoma	669	9	91,748	82,673	794	11%	36%
Kentucky	662	8	75,662	9,282	739	13%	21%
New Hampshire	580	7	44,343	39,073	708	7%	-1%
Virginia	699	5	53,846	4,262	696	31%	37%
Washington	231	4	38,883	N/A	534	4%	-4%
Utah	575	4	103,080	86,337	483	-10%	21%
Oregon	194	4	32,238	N/A	437	4%	80%
Maine	391	8	26,512	9,022	399	25%	122%
Alaska	283	5	71,909	N/A	347	-18%	29%
Vermont	231	1	16,955	11,351	269	34%	-63%
Hawaii	84	1	17,621	N/A	231	8%	100%

\*Change from 14d ago:  
Compares 14d-avgs. of Daily New Cases/Deaths  
today with 14d-avgs. from 14d ago

Compared to 14 days ago, average new deaths are  
**trending down** in 16 states and **trending up** in 34 states

Sorted by Total Deaths / 1M

N/As due to states revising and updating case counts



# United States: Raw Volume



## 1 - 25

	Average over last 7 days		Total Since 22 Jan			Change from 14d Ago* in 14 day avg of daily new	
	New Confirmed	New Deaths	Total Confirmed	Total Recovered	Total Deaths	Confirmed	Deaths
New York	14,324	193	1,293,719	118,889	41,787	16%	28%
California	30,302	462	3,095,814	N/A	35,549	-2%	51%
Texas	20,033	321	2,208,871	1,763,247	33,942	20%	69%
Florida	11,813	161	1,613,884	N/A	24,739	1%	52%
New Jersey	5,210	86	646,189	64,006	20,760	13%	1%
Illinois	4,807	100	1,086,333	N/A	20,423	-6%	-25%
Pennsylvania	5,711	193	793,138	615,290	20,063	-7%	17%
Michigan	2,258	60	592,382	442,408	14,933	-23%	-27%
Massachusetts	4,540	68	486,180	324,203	13,906	7%	5%
Georgia	7,639	131	844,799	N/A	12,889	15%	156%
Arizona	7,272	131	699,942	95,230	11,772	11%	40%
Ohio	6,059	75	849,704	712,864	10,518	-3%	5%
Indiana	3,349	56	601,937	387,324	9,593	-13%	-30%
Tennessee	3,900	65	697,783	639,444	8,684	-28%	12%
Louisiana	2,453	52	378,318	320,025	8,442	-3%	57%
N. Carolina	6,739	73	698,099	579,573	8,339	7%	32%
Connecticut	2,036	32	235,796	9,800	6,774	10%	-2%
Maryland	2,386	41	334,519	9,459	6,735	10%	3%
Missouri	1,755	44	455,889	N/A	6,710	-14%	9%
Alabama	2,565	62	432,536	233,211	6,379	-14%	222%
S. Carolina	4,759	63	404,492	181,322	6,373	25%	15%
Wisconsin	2,075	52	575,688	498,368	6,090	-4%	34%
Minnesota	1,261	28	450,762	433,722	6,079	-16%	-17%
Virginia	5,966	45	459,604	36,379	5,940	31%	37%
Mississippi	1,896	45	259,117	207,769	5,668	21%	43%

## 26 - 51

	Average over last 7 days		Total Since 22 Jan			Change from 14d Ago* in 14 day avg of daily new	
	New Confirmed	New Deaths	Total Confirmed	Total Recovered	Total Deaths	Confirmed	Deaths
Colorado	1,719	18	381,210	20,291	5,440	-15%	-39%
Arkansas	2,101	38	279,220	254,076	4,496	-4%	10%
Iowa	1,126	28	310,440	272,004	4,445	-12%	16%
Washington	1,759	27	296,087	N/A	4,065	4%	-4%
Nevada	1,453	36	266,343	N/A	3,910	-11%	34%
Kansas	1,614	31	265,709	5,302	3,565	-1%	5%
Kentucky	2,956	37	338,033	41,469	3,301	13%	21%
Oklahoma	2,649	37	363,046	327,135	3,140	11%	36%
New Mexico	897	30	166,823	91,096	3,044	-10%	-11%
Rhode Island	771	11	108,786	6,553	2,076	-16%	-19%
Nebraska	745	7	185,346	129,608	1,868	-11%	-1%
West Virginia	1,057	21	112,617	85,031	1,849	-11%	14%
Oregon	818	15	135,973	N/A	1,843	4%	80%
South Dakota	270	8	106,400	100,638	1,673	-24%	13%
Idaho	692	9	158,200	73,517	1,654	-8%	-18%
Utah	1,844	12	330,469	276,793	1,547	-10%	21%
North Dakota	142	7	96,369	93,801	1,422	-31%	-16%
Montana	363	3	90,649	84,708	1,100	1%	-49%
Delaware	637	5	72,523	N/A	1,027	-4%	28%
New Hampshire	788	9	60,294	53,128	962	7%	-1%
DC	256	3	34,612	24,251	864	17%	8%
Wyoming	246	4	50,424	47,964	550	21%	-47%
Maine	526	11	35,638	12,128	536	25%	122%
Hawaii	119	1	24,949	N/A	327	8%	100%
Alaska	207	4	52,605	N/A	254	-18%	29%
Vermont	144	1	10,580	7,083	168	34%	-63%

\*Change from 14d ago:  
Compares 14d-avgs. of Daily New Cases/Deaths  
today with 14d-avgs. from 14d ago

In the last 14 days, deaths in **Alabama** increased 28% (+1385 new deaths)

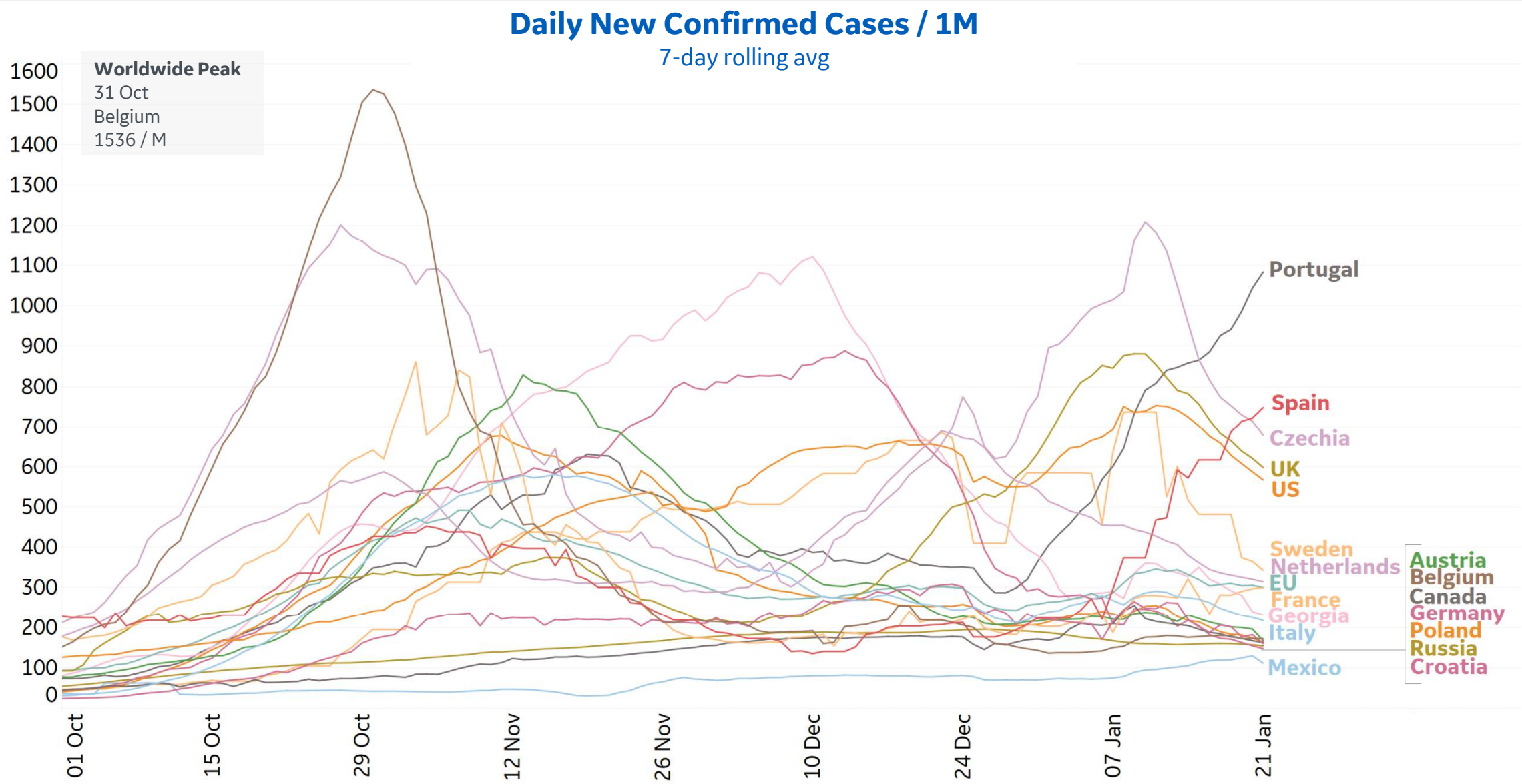
Sorted by Raw Total Deaths

N/As due to states revising and updating case counts





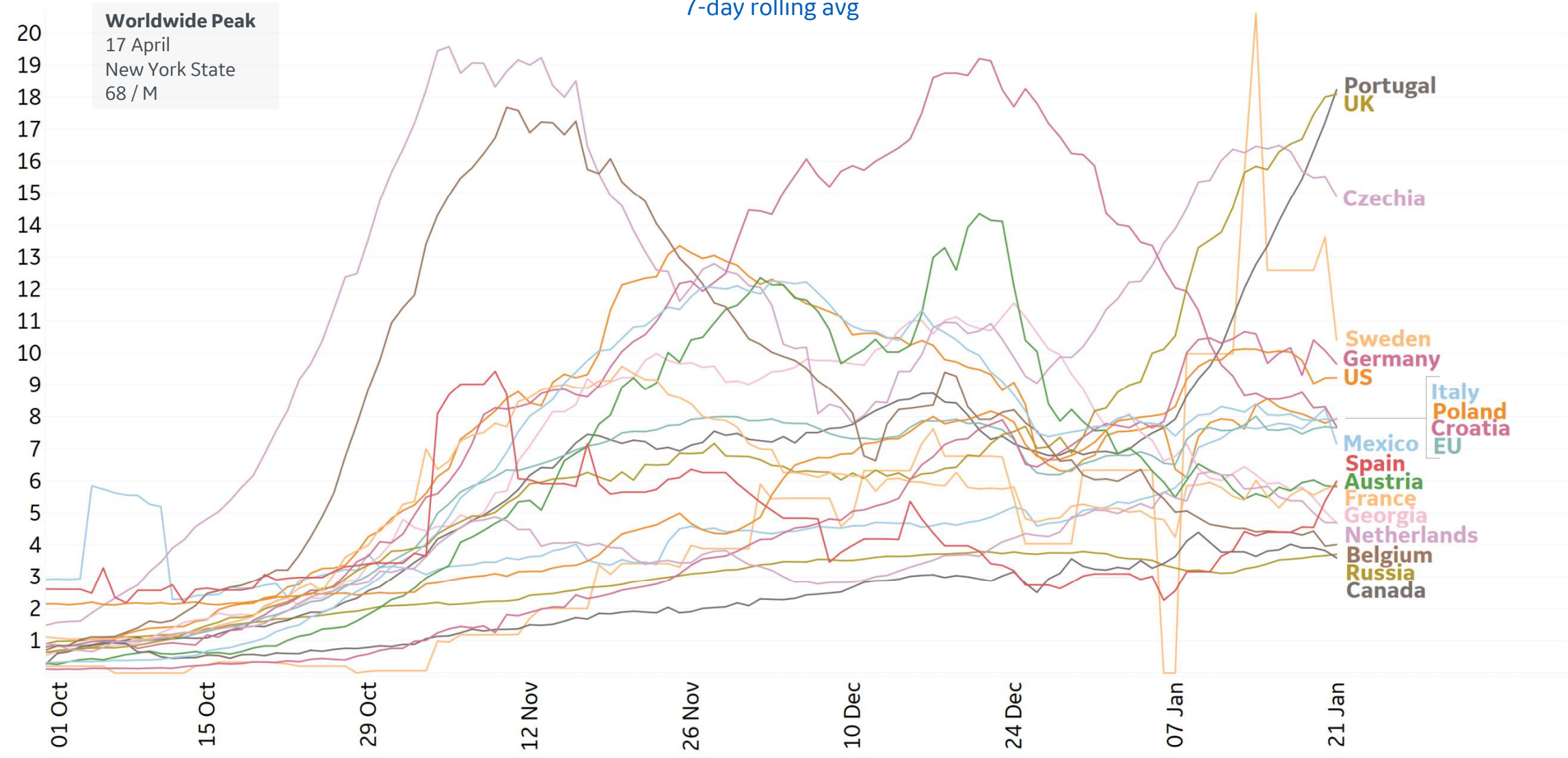
# New Confirmed Cases in Select Countries





# New Deaths in Select Countries

Daily New Deaths / 1M  
7-day rolling avg

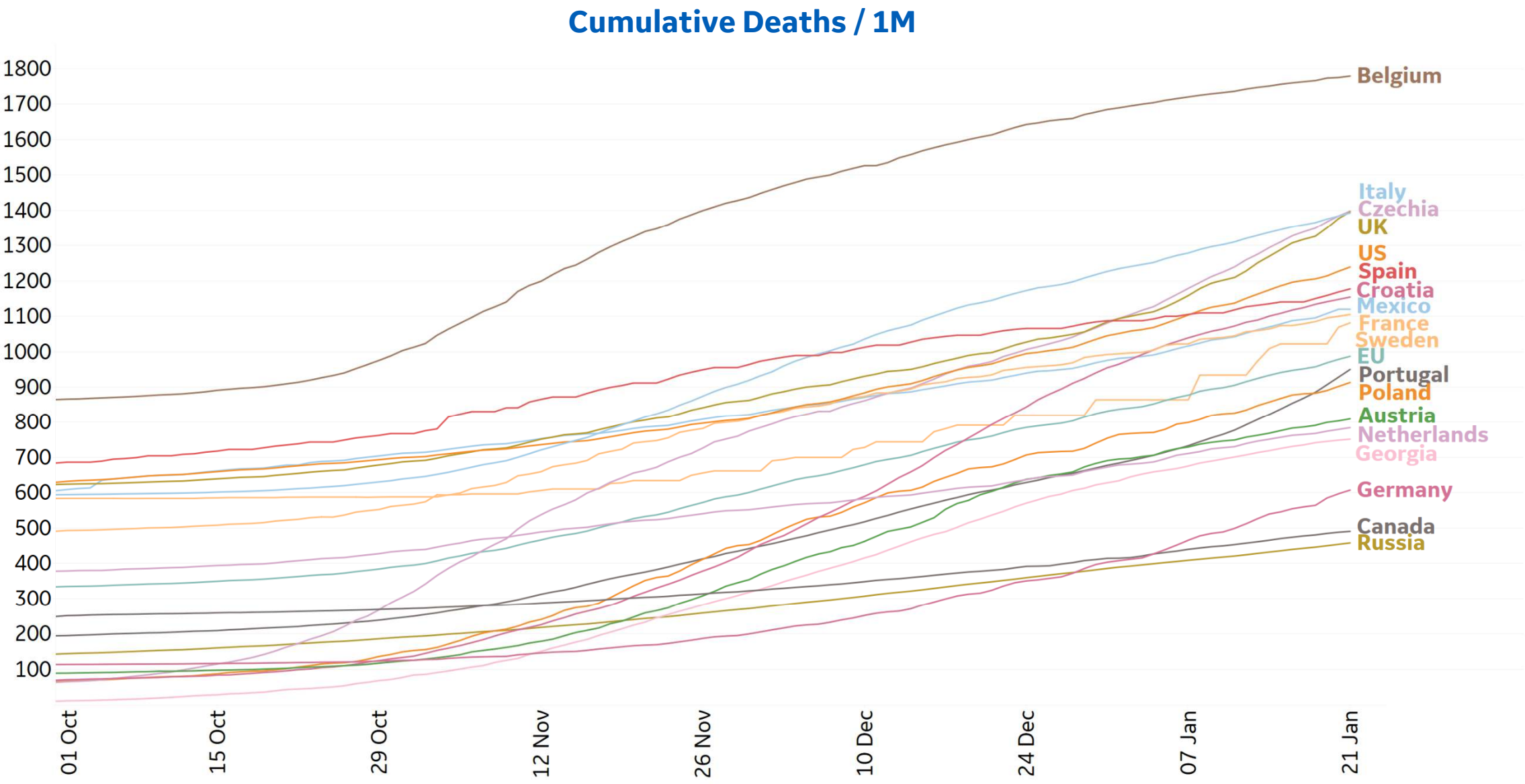


\*Jumps in new deaths / 1M in Sweden due to batched reporting



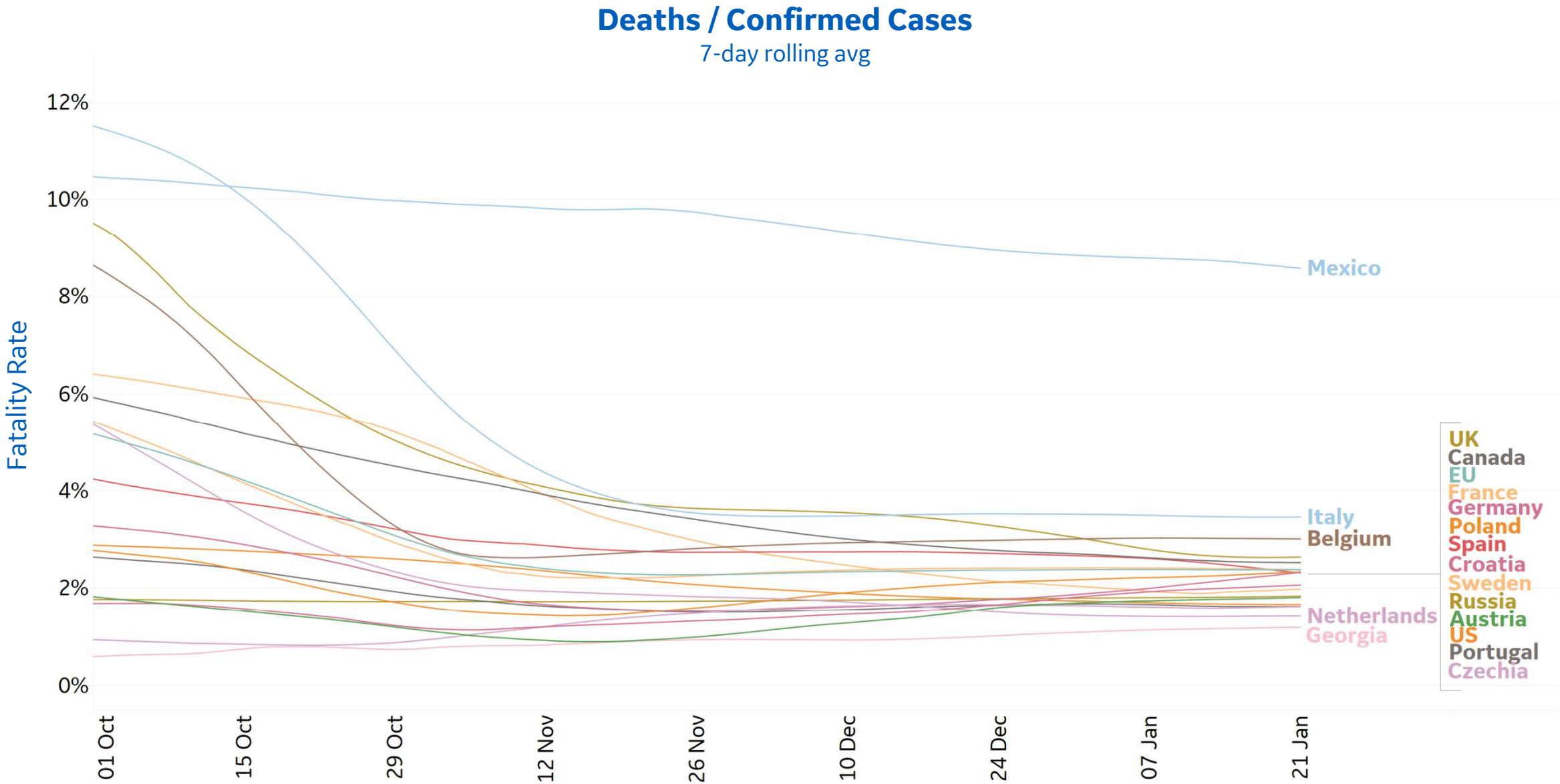


# Cumulative Deaths in Select Countries



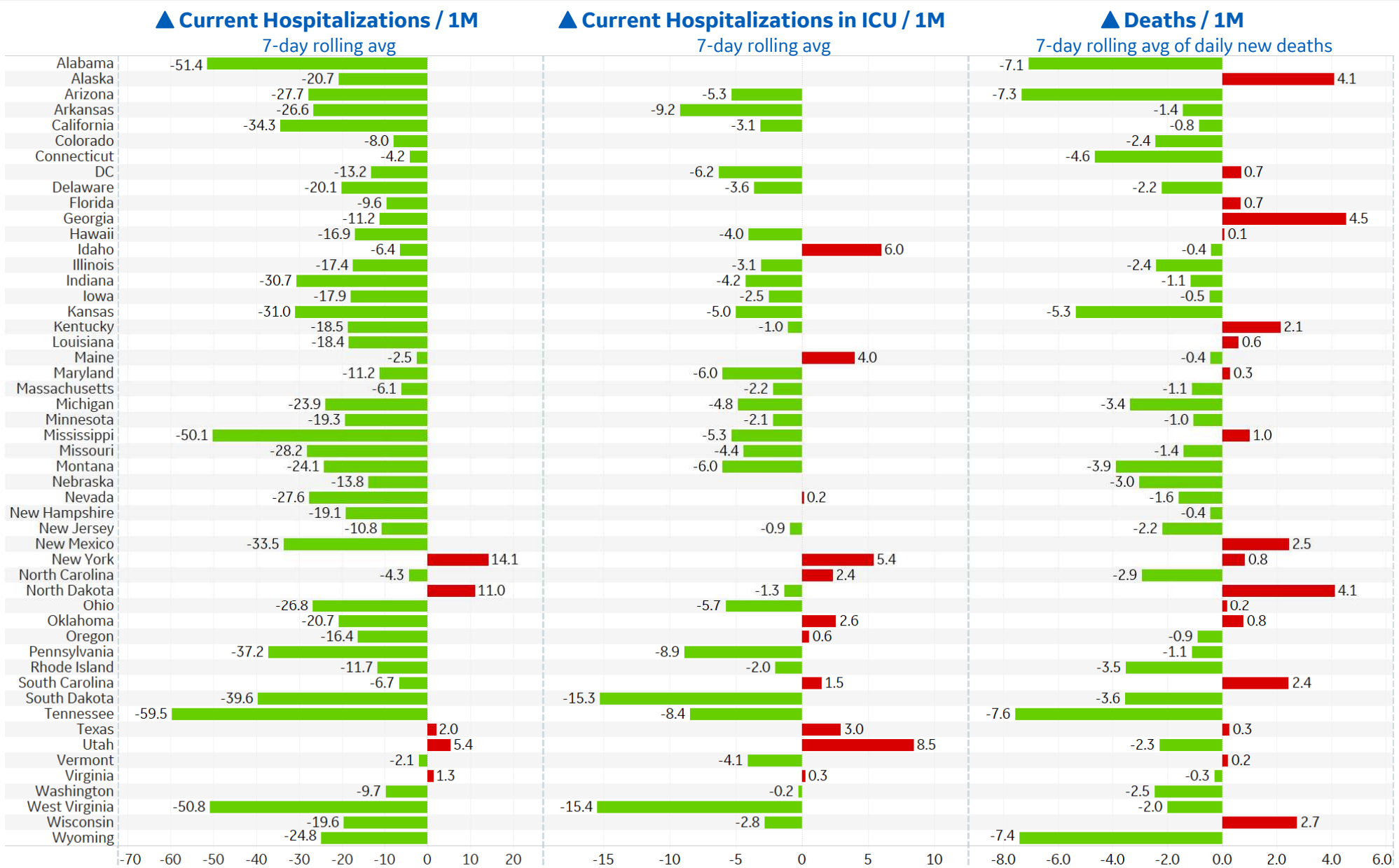


# Fatality Rate in Select Countries





# Feature: US Changes from Previous Week



\*Blank rows indicate insignificant or missing data





# Feature: Trends in CC Ecosystem Cities

Updated 22 Jan 2021, 3:30 GMT 12

Asheville, NC

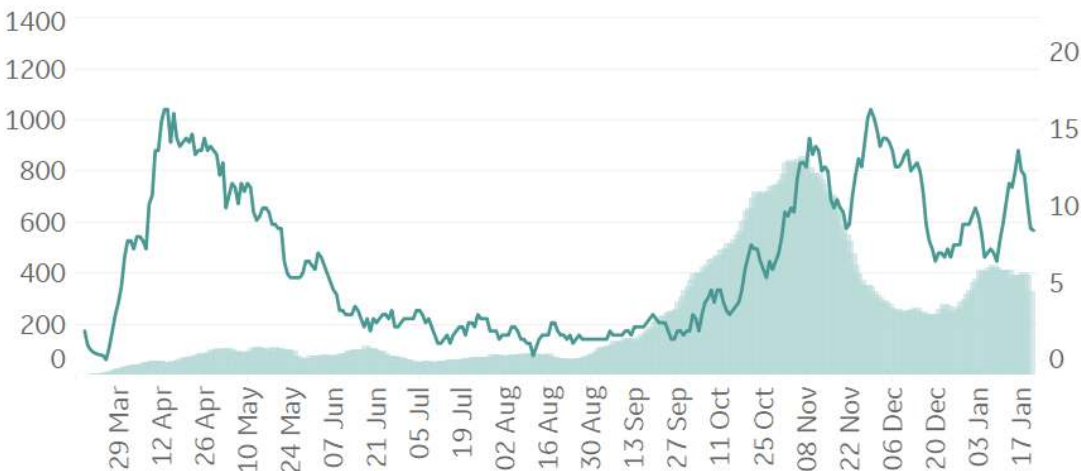
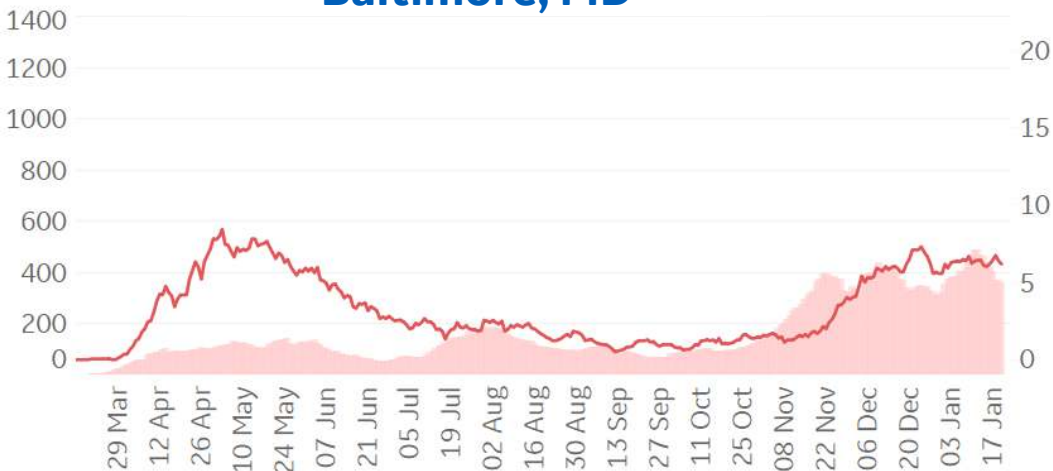
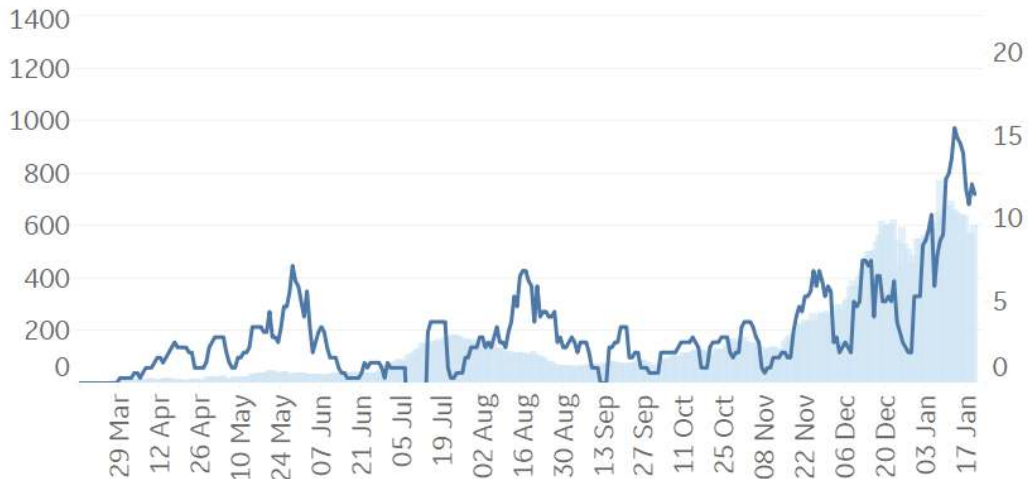
Bakersfield, CA

Baltimore, MD

Bradford, UK

Daily New Confirmed Cases / 1M (Bars)

7-day Rolling Avg



Daily New Deaths / 1M (Lines)  
7-day Rolling Avg



# Feature: Trends in CC Ecosystem Cities

## Durham, NC

## Hanford, CA

## Los Angeles, CA

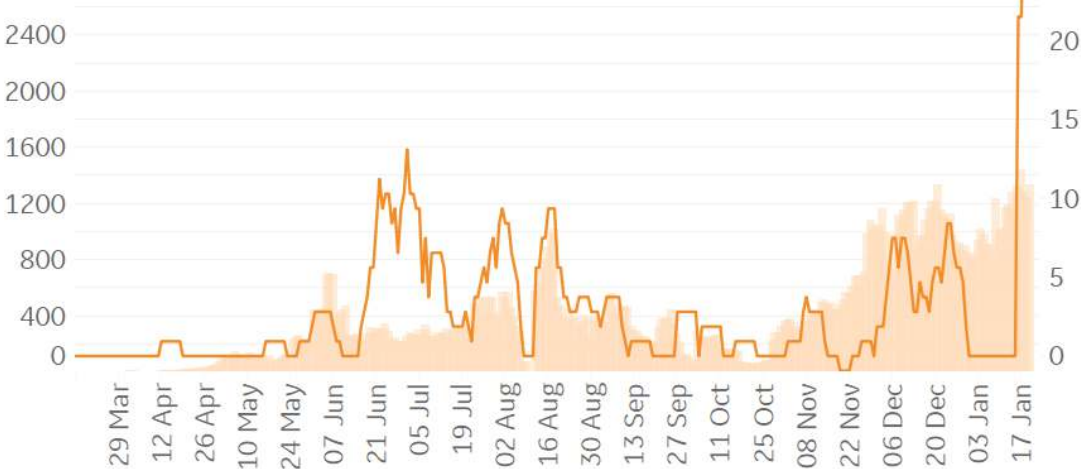
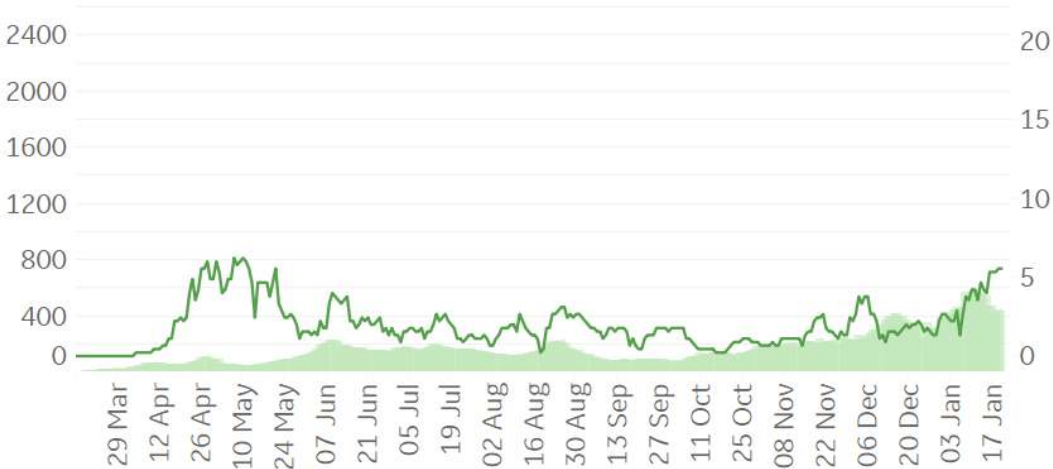
## Cincinnati, OH

Daily New Confirmed Cases / 1M (Bars)

Daily New Deaths / 1M (Lines)

7-day Rolling Avg

7-day Rolling Avg



\*Large jump in deaths in Hanford, CA due to no deaths reported from 24 Dec to 16 Jan

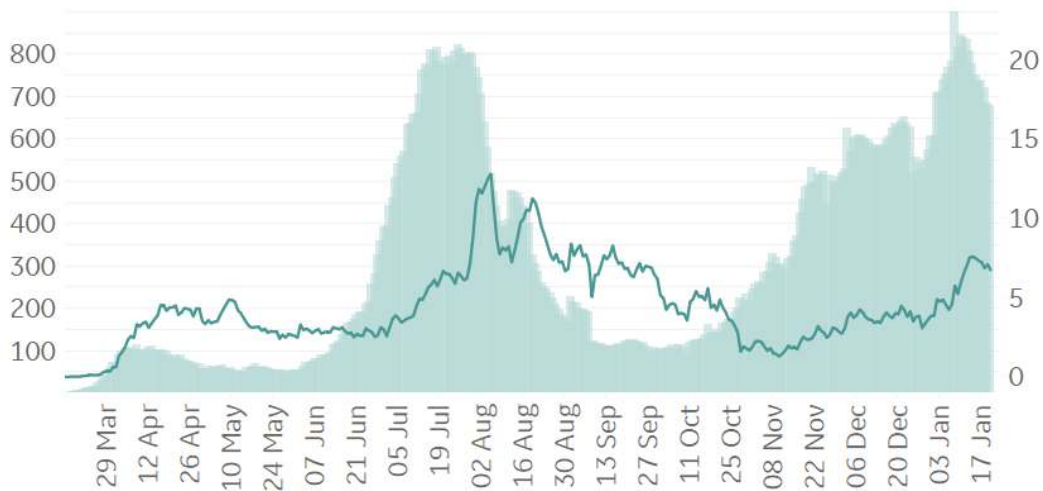


# Feature: Trends in CC Ecosystem Cities

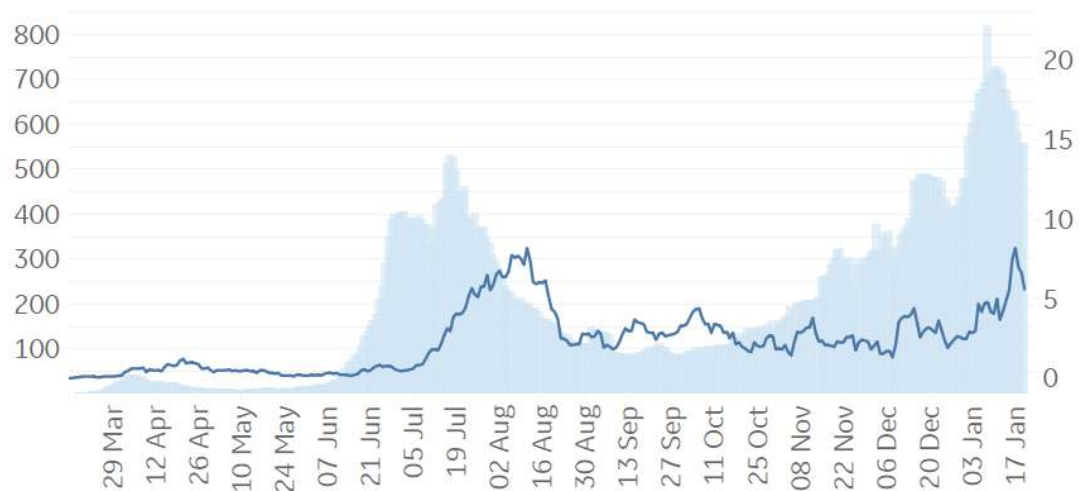
Daily New Confirmed Cases / 1M (Bars)

7-day Rolling Avg

Miami, FL



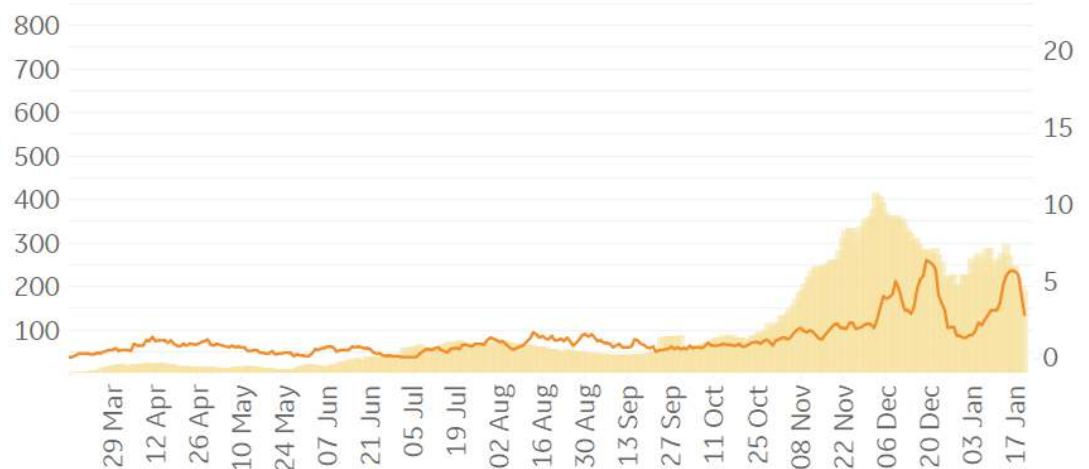
Orlando, FL



Philadelphia, PA



Portland, OR



Daily New Deaths / 1M (Lines)

7-day Rolling Avg



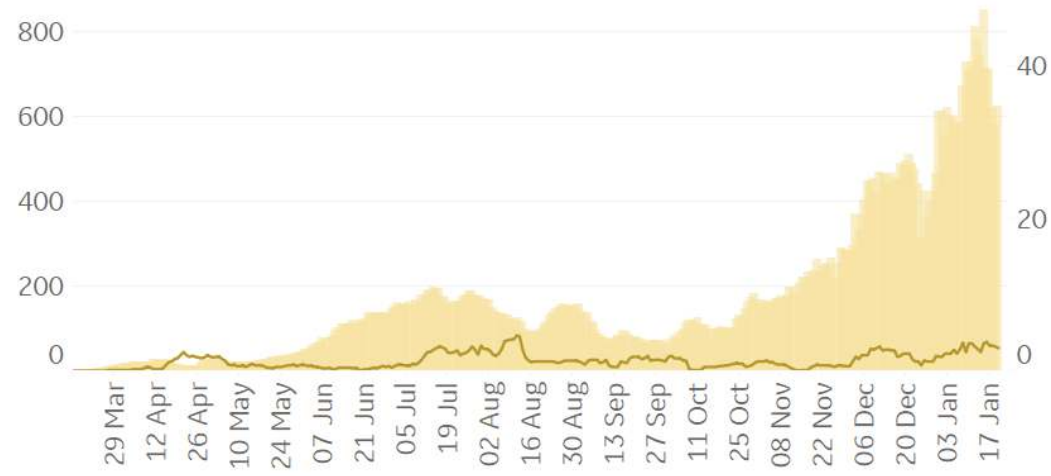


# Feature: Trends in CC Ecosystem Cities

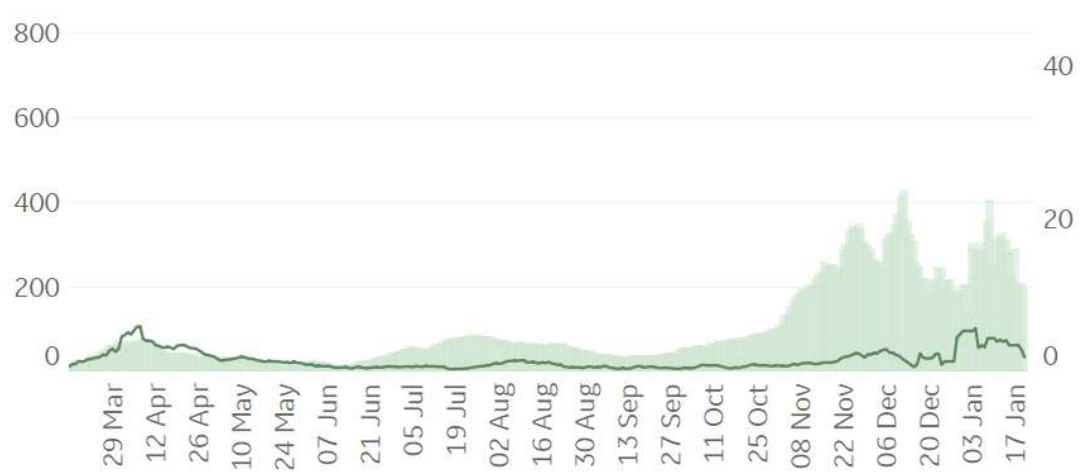
Daily New Confirmed Cases / 1M (Bars)

7-day Rolling Avg

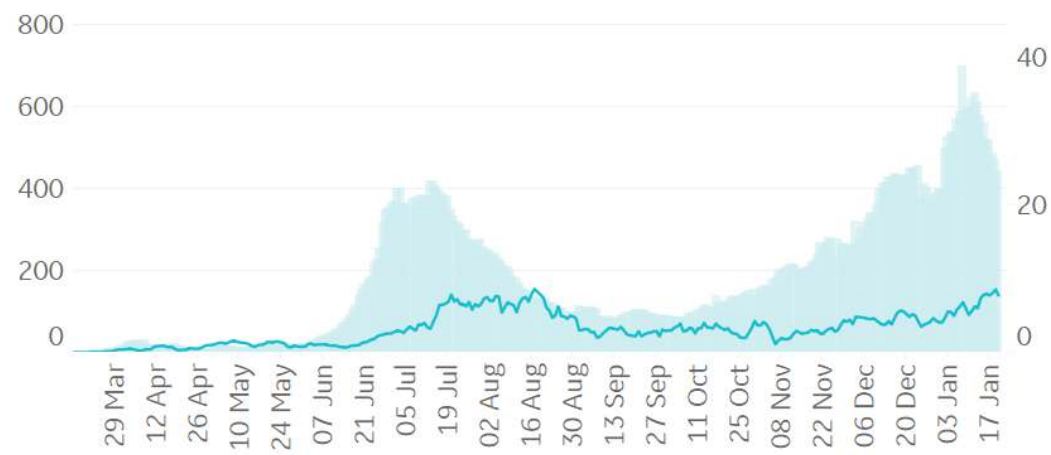
## Raleigh, NC



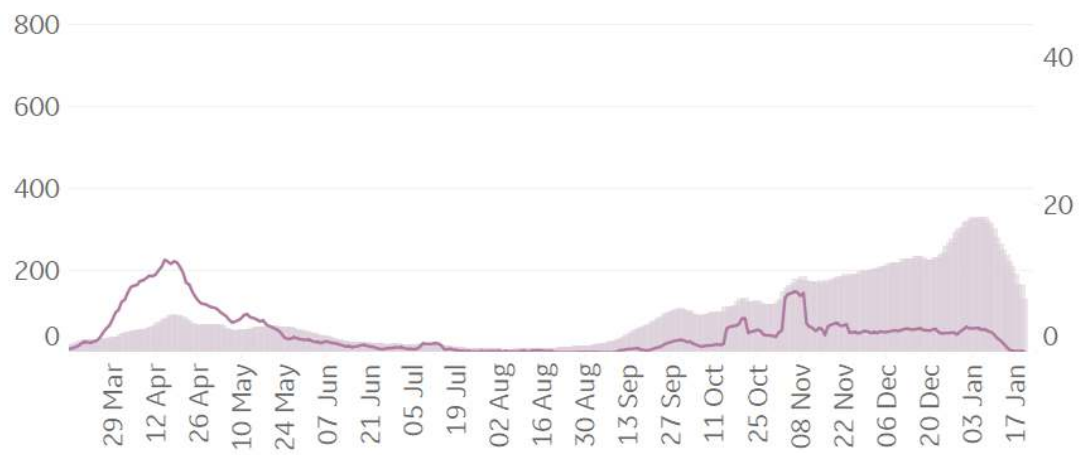
## Seattle, WA



## Tampa, FL



## Toronto, Canada



Daily New Deaths / 1M (Lines)  
7-day Rolling Avg



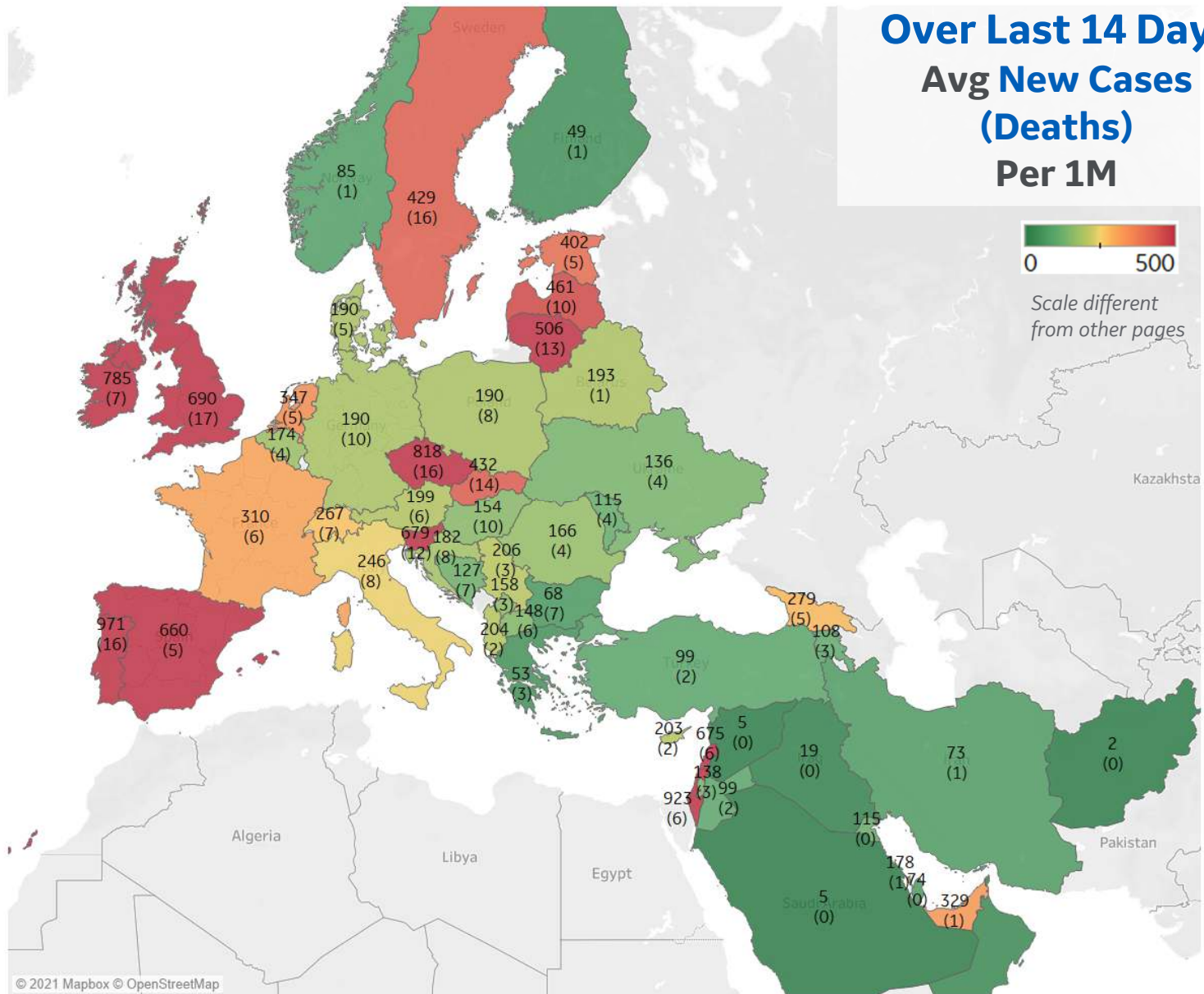
## Per 1M in Region

	Today	Change
Active Cases	14,446	+0.6%
Confirmed	245 new	+0.7%
Deaths	6 new	+0.8%
Recovered	155 new	+0.9%

## Most Daily New Cases / 1M

Portugal	971
Israel	923
Czechia	818
Ireland	785
UK	690
Slovenia	679
Lebanon	675
Spain	660
Lithuania	506
Latvia	461

\* Excludes regions with population < 1M



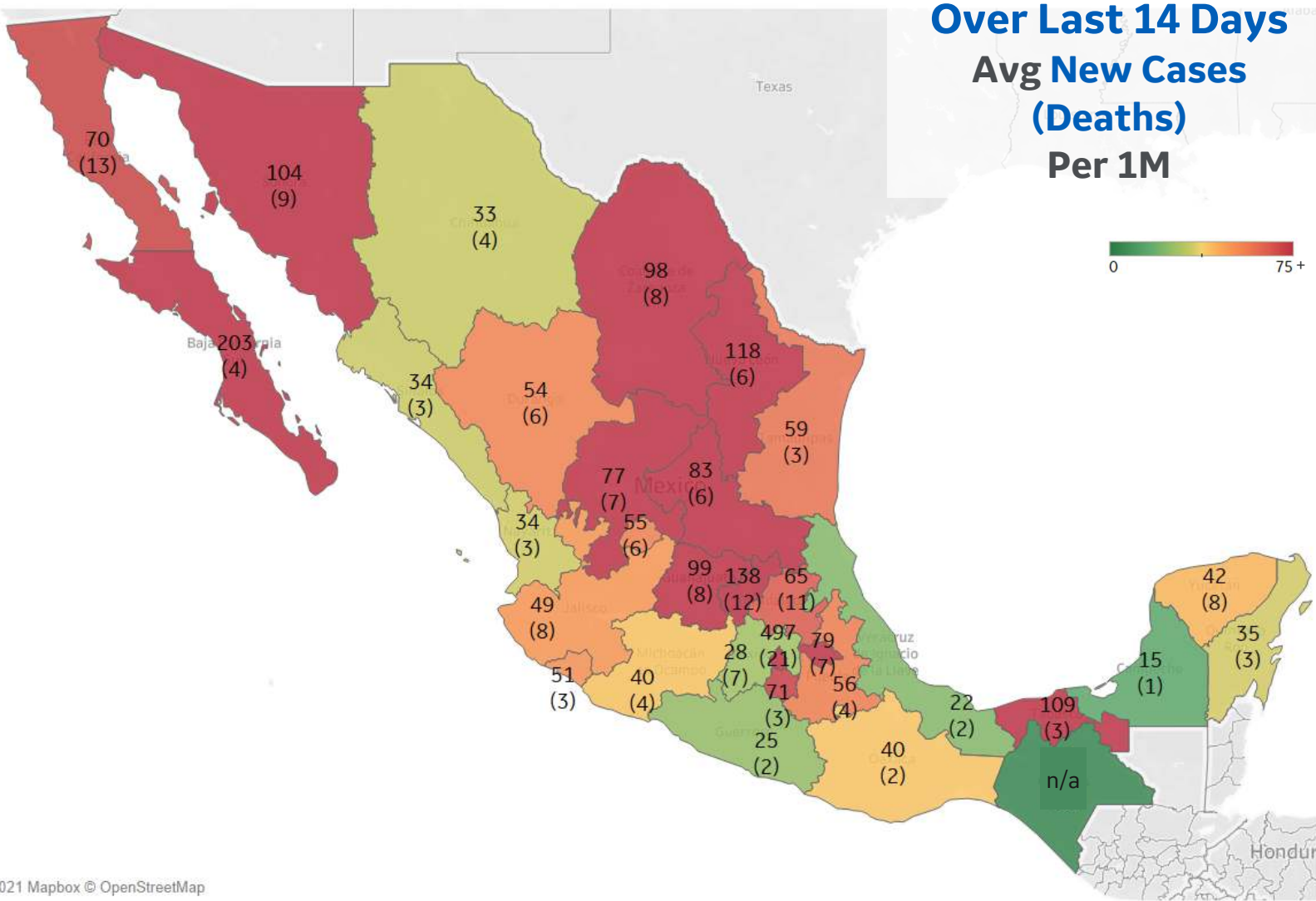


## Per 1M in Region

	Today	Change
Active Cases	2,170	+2.2%
Confirmed	159 new	+1.2%
Deaths	12 new	+1.1%
Recovered	101 new	+1.0%

## Most Daily New Cases / 1M

Distrito Federal	497
Baja California Sur	203
Querétaro	138
Nuevo León	118
Tabasco	109
Sonora	104
Guanajuato	99
Coahuila	98
Nacional	86
San Luis Potosí	83

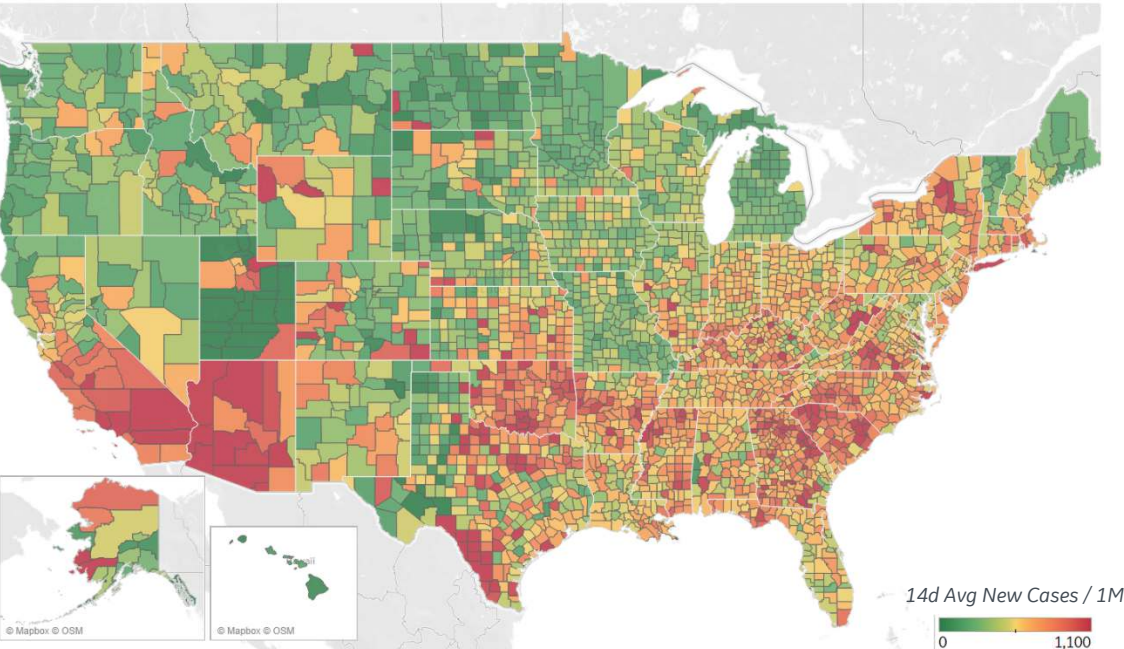






# US Counties: Recent Cases and Deaths

## Average New Cases per 1M Over Last 14 Days

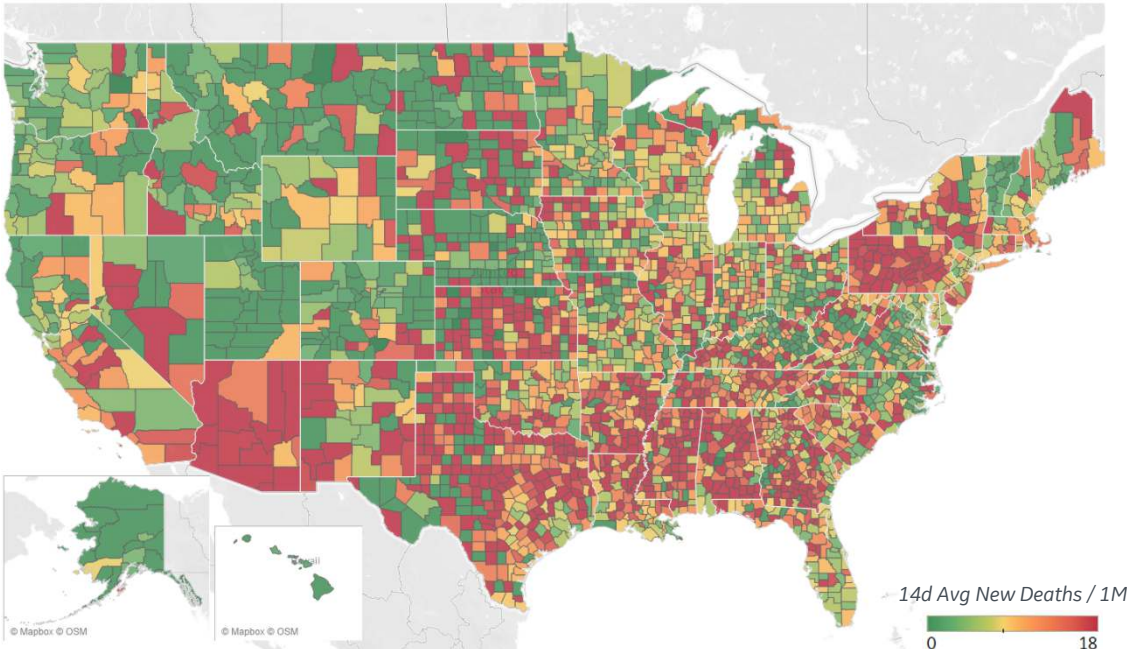


### Top 10 by New Confirmed

Avg New Confirmed Cases / 1M

Webb County, TX	2,299
Riverside County, CA	1,488
San Bernardino County, CA	1,387
Ventura County, CA	1,350
Los Angeles County, CA	1,237
Greenville County, SC	1,221
Maricopa County, AZ	1,173
Spartanburg County, SC	1,144
Tarrant County, TX	1,141
Suffolk County, NY	1,115

## Average New Deaths per 1M Over Last 14 Days



### Top 10 by New Deaths

Avg New Deaths/ 1M

Pima County, AZ	23
Jefferson County, AL	23
Los Angeles County, CA	22
Berks County, PA	20
Lehigh County, PA	20
El Paso County, TX	19
Erie County, PA	19
Westmoreland County, PA	19
Fresno County, CA	18
Cumberland County, PA	18

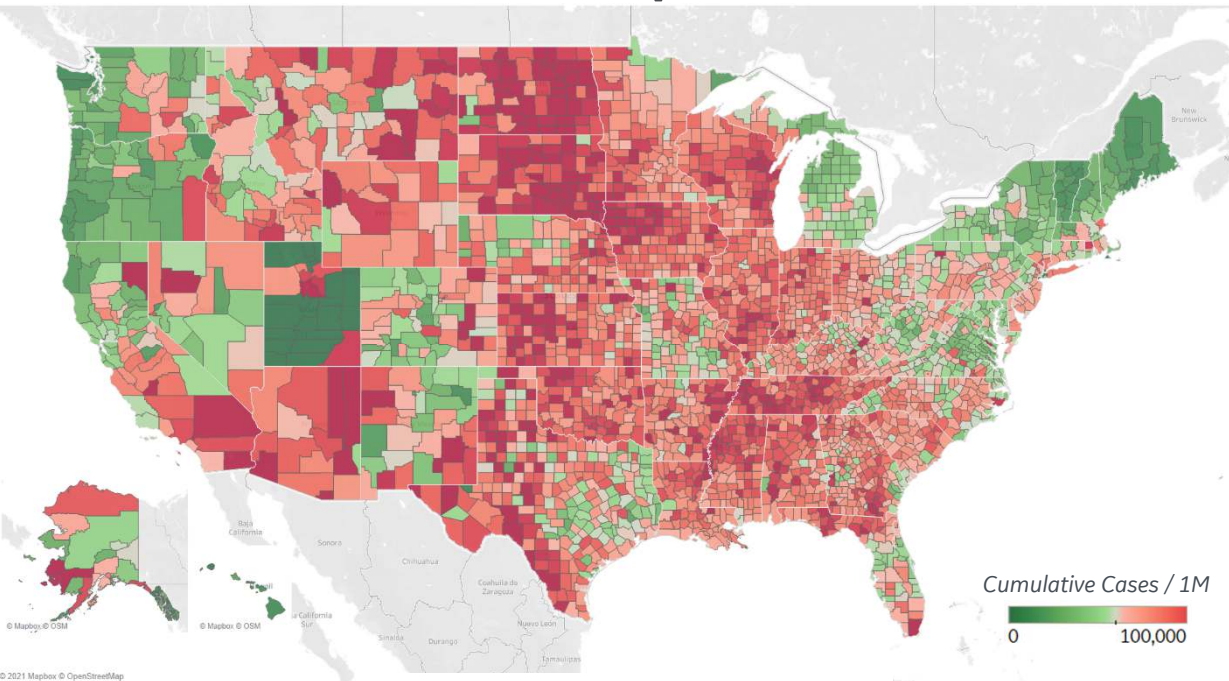
**Note:** Lists includes counties  
≥ 250K population



# US Counties: Cumulative Cases and Deaths



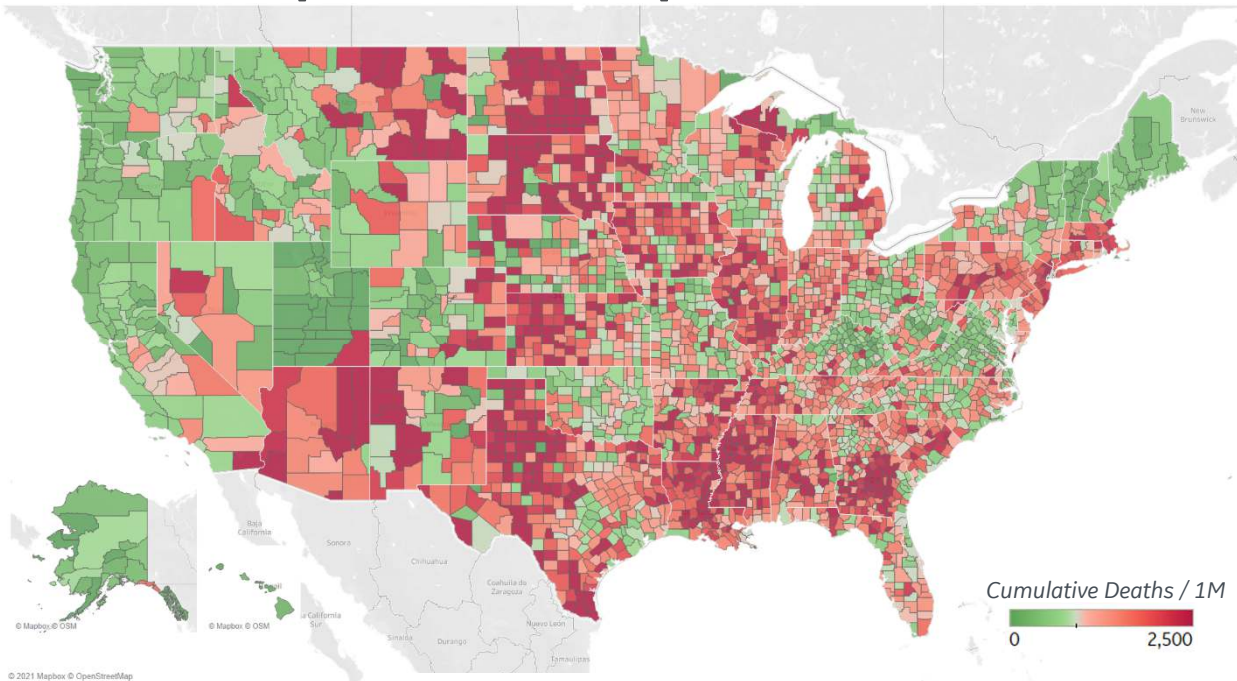
## Confirmed **Cases** per 1M to date



### Top 10 Counties Total Confirmed Cases / 1M

Lubbock County, TX	147,716
Webb County, TX	132,260
Miami-Dade County, FL	129,707
El Paso County, TX	129,357
Utah County, UT	126,603
San Bernardino County, CA	118,684
Brown County, WI	115,532
Providence County, RI	111,392
Salt Lake County, UT	107,449
Milwaukee County, WI	106,458

## Reported **Deaths** per 1M to date



### Top 10 Counties Total Reported Deaths / 1M

New York City*	4,859
Essex County, NJ	3,125
Passaic County, NJ	3,105
Cameron County, TX	2,952
Union County, NJ	2,939
Hudson County, NJ	2,701
Hidalgo County, TX	2,694
Bergen County, NJ	2,604
Ocean County, NJ	2,589
Rockland County, NY	2,514

**Note:** Lists includes counties  
≥ 250K population

\* New York City counties  
aggregated into one reporting area





## Per 1M in Region

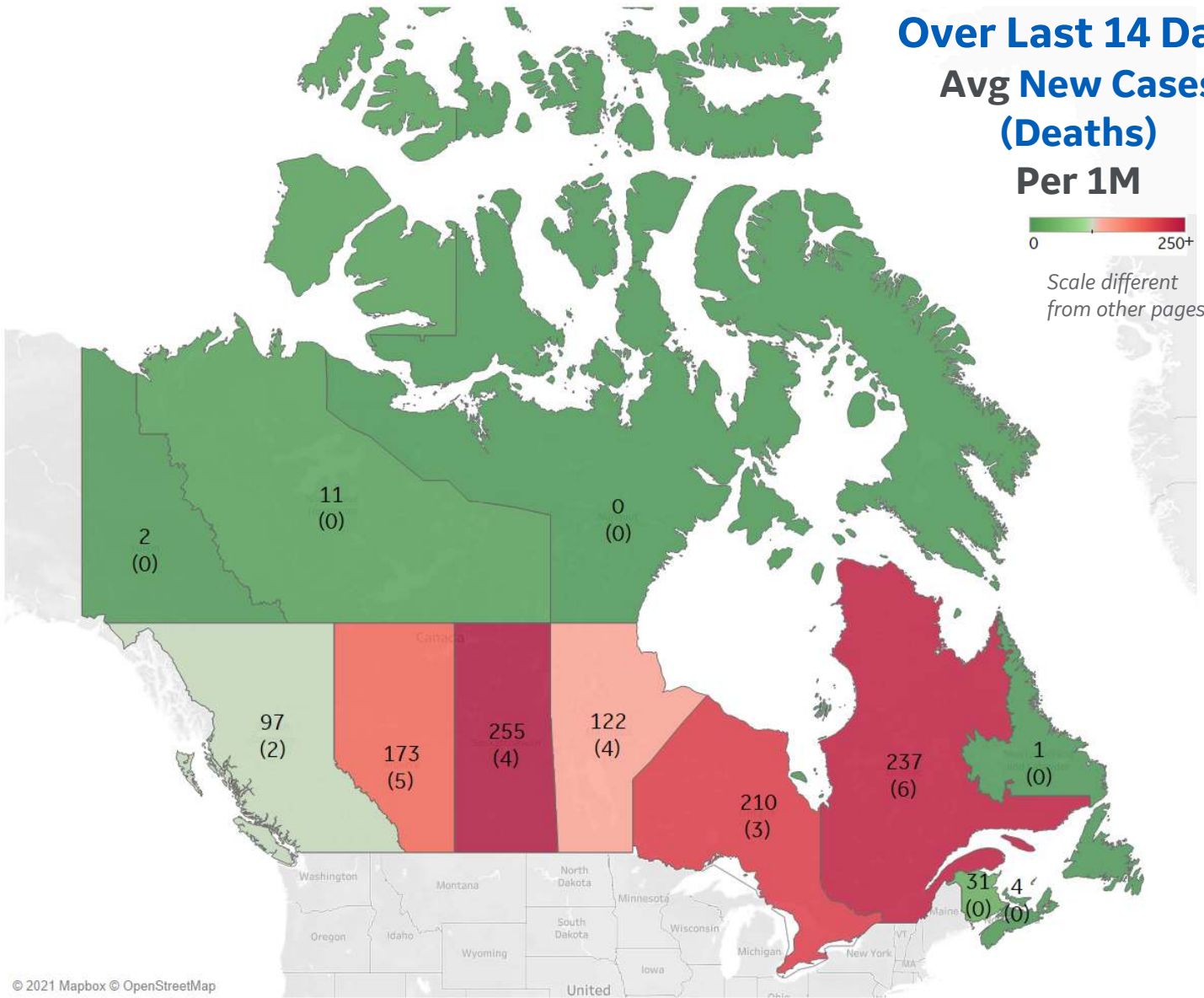
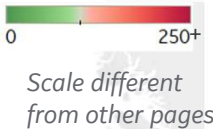
	Today	Change
Active Cases	1,740	-1.9%
Confirmed	162 new	+0.8%
Deaths	2 new	+0.5%
Recovered	193 new	+1.1%

## Most Daily New Cases / 1M

Quebec	237
Ontario	210
Saskatchewan	255
Alberta	173
Manitoba	122
British Columbia	97

\* Excludes regions with population < 1M

## Over Last 14 Days Avg New Cases (Deaths) Per 1M







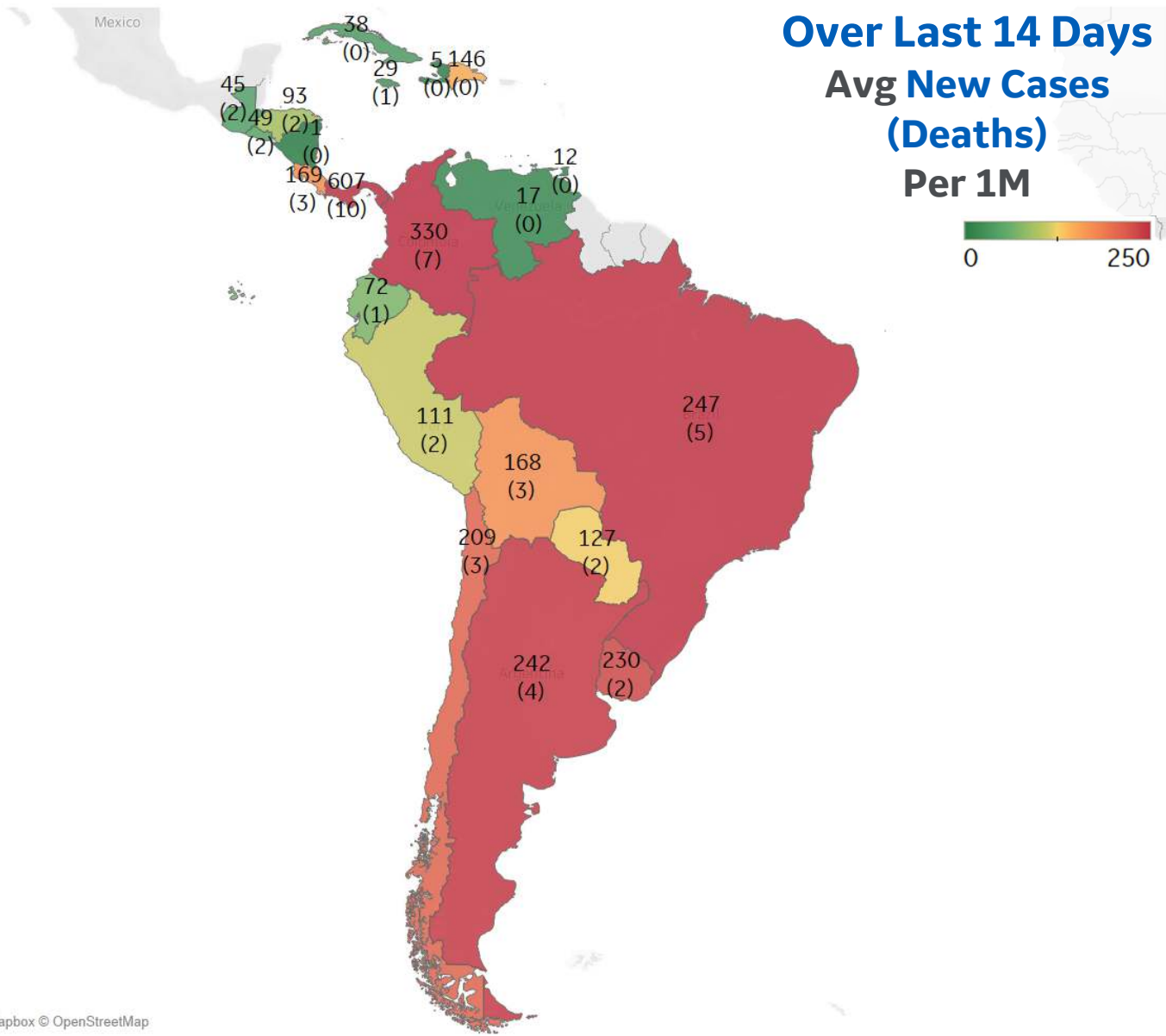
## Per 1M in Region

	Today	Change
Active Cases	2,906	+0.3%
Confirmed	203 new	+0.7%
Deaths	4 new	+0.5%
Recovered	191 new	+0.7%

## Most Daily New Cases / 1M

Panama	607
Colombia	330
Brazil	247
Argentina	242
Uruguay	230
Chile	209
Costa Rica	169
Bolivia	168
Dom. Rep.	146
Paraguay	127

\* Excludes regions with population < 1M





# Brazil

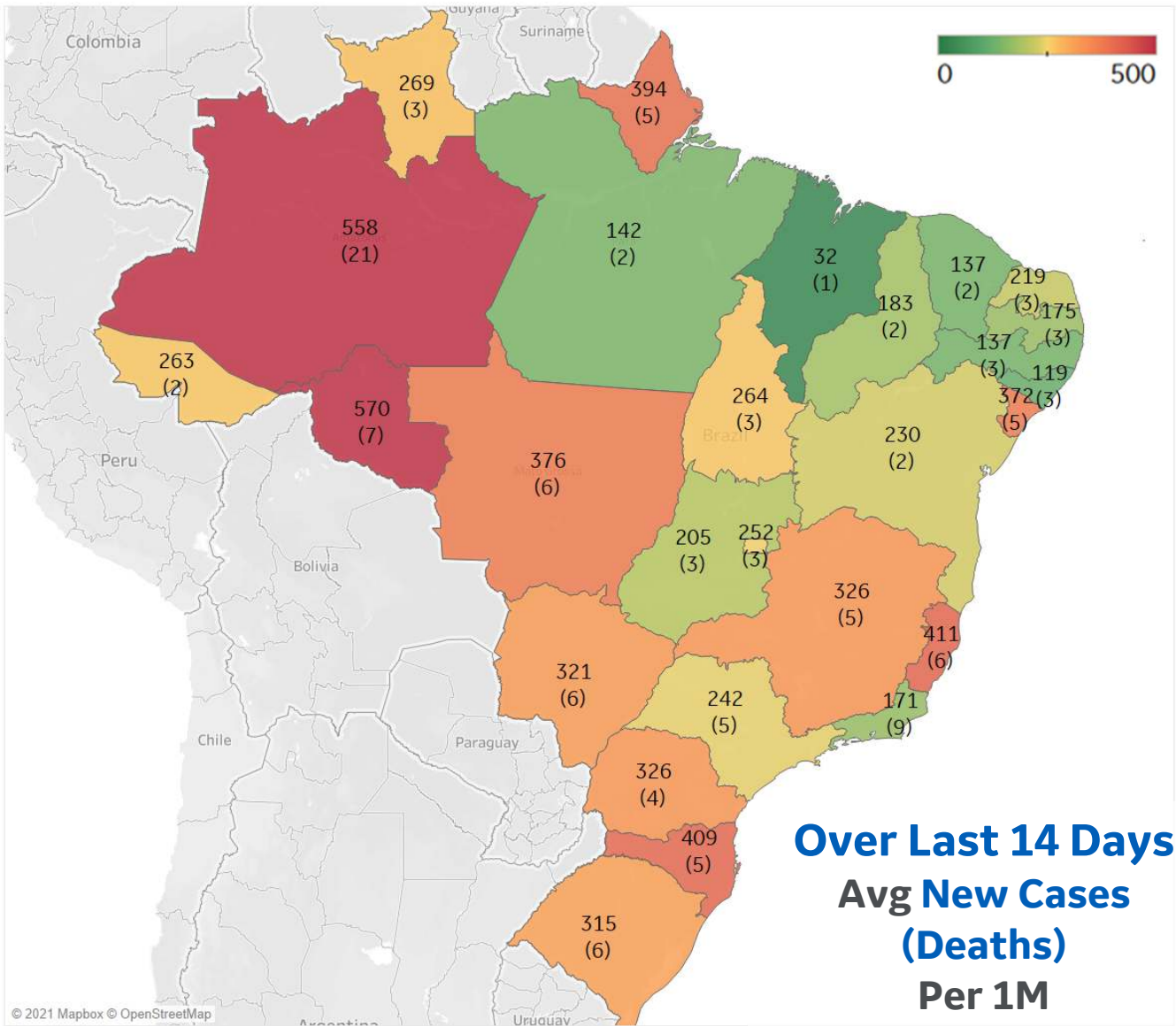
## Per 1M in Region

	Today	Change
Active Cases	3,811	+0.3%
Confirmed	278 new	+0.7%
Deaths	6 new	+0.6%
Recovered	259 new	+0.7%

## Most Daily New Cases / 1M

Rondônia	570
Amazonas	558
Espírito Santo	411
Santa Catarina	409
MatoGrosso	376
Sergipe	372
Paraná	326
Minas Gerais	326
MatoGrosso do ..	321
Rio Grande do ..	315

\* Excludes regions with population < 1M





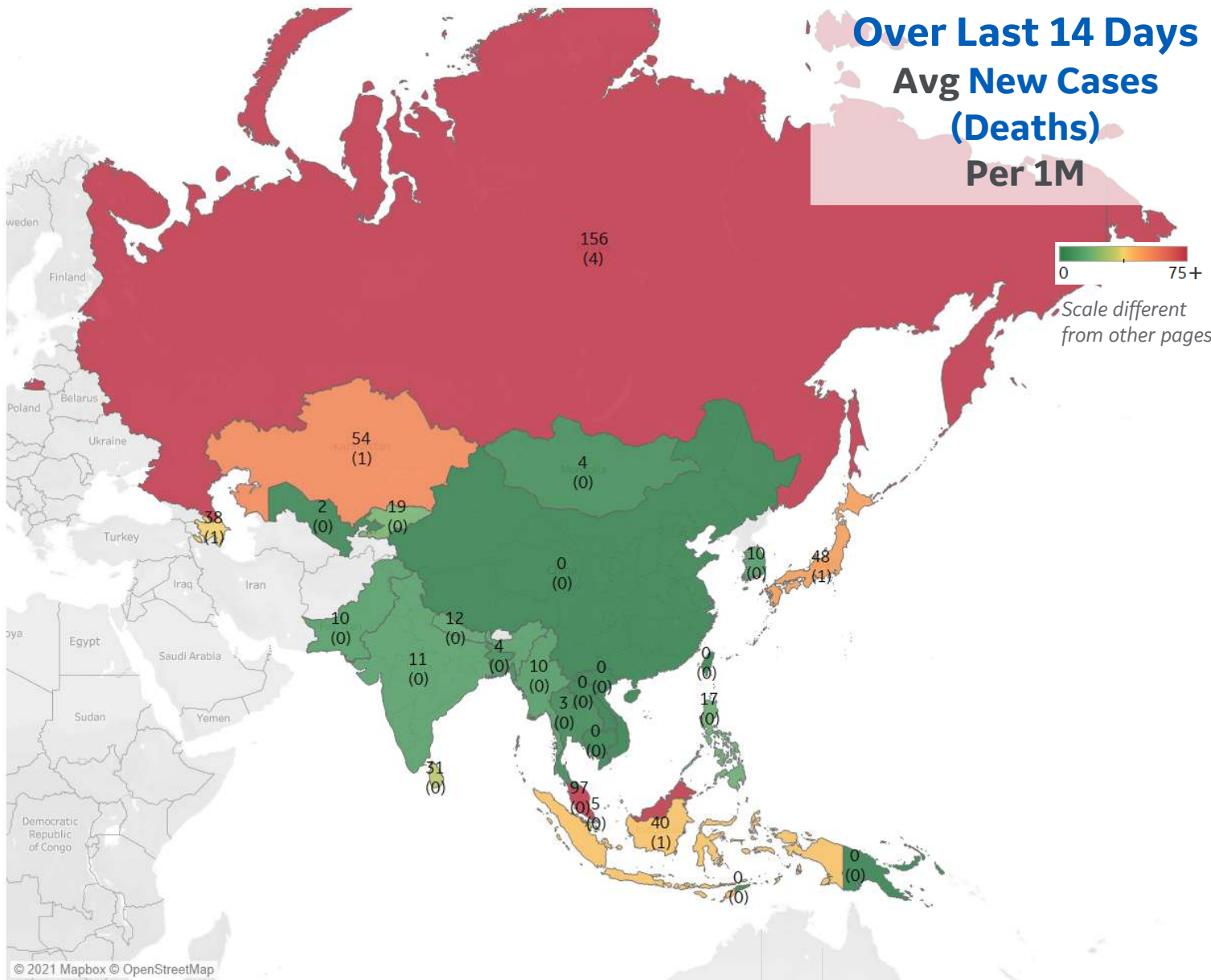
## Per 1M in Region

	Today	Change
Active Cases	270	-0.8%
Confirmed	15 new	+0.3%
Deaths	0.3 new	+0.5%
Recovered	17 new	+0.4%

## Most Daily New Cases / 1M

Russia	156
Malaysia	97
Kazakhstan	54
Japan	48
Indonesia	40
Azerbaijan	38
Sri Lanka	31
Kyrgyzstan	19
Philippines	17
Nepal	12

\* Excludes regions with population < 1M





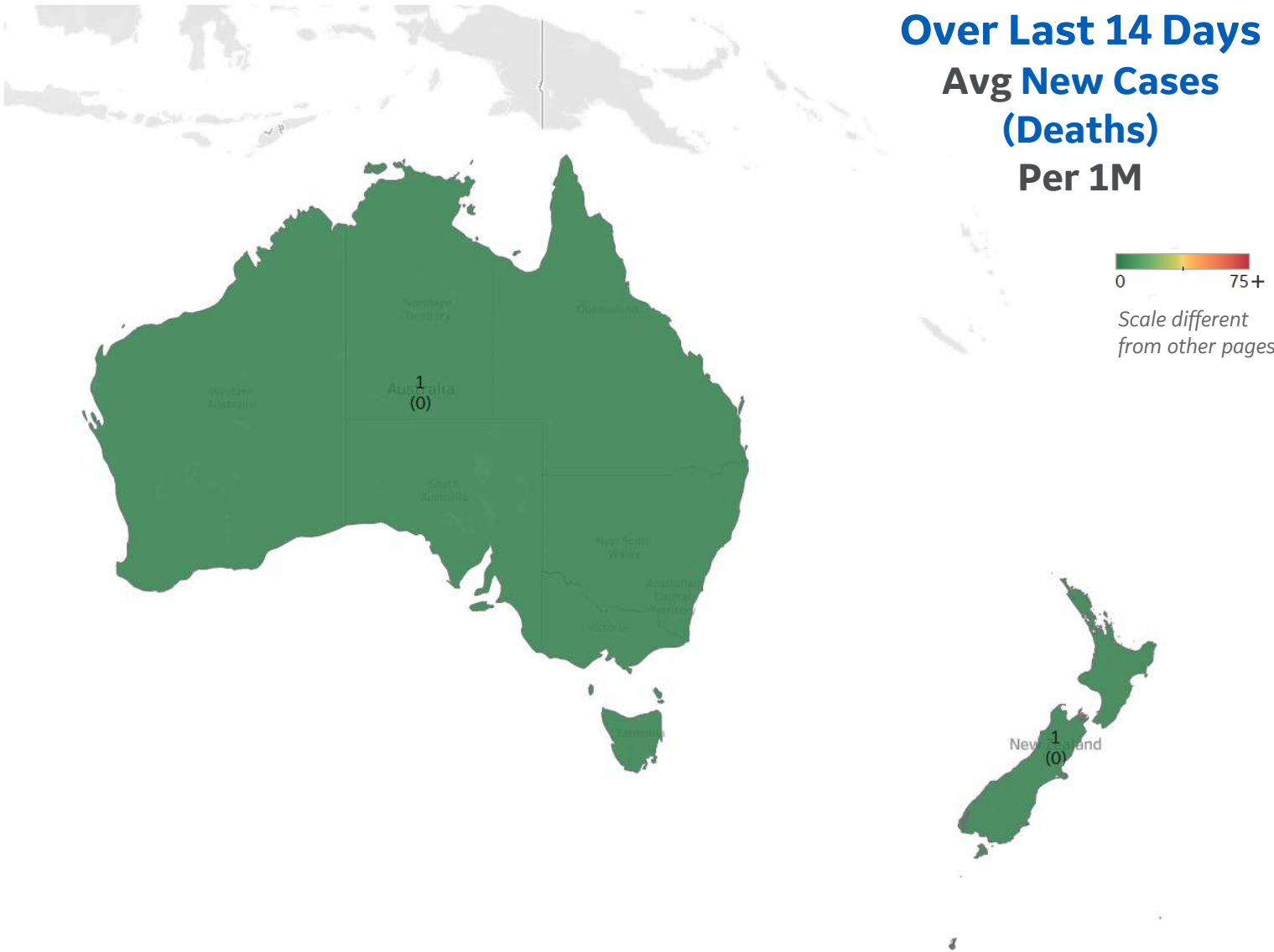


## Per 1M in Region

	Today	Change
Active Cases	63	-0.3%
Confirmed	1 new	+0.0%
Deaths	0 new	+0.0%
Recovered	1 new	+0.1%

## Most Daily New Cases / 1M

Australia	1
New Zealand	1





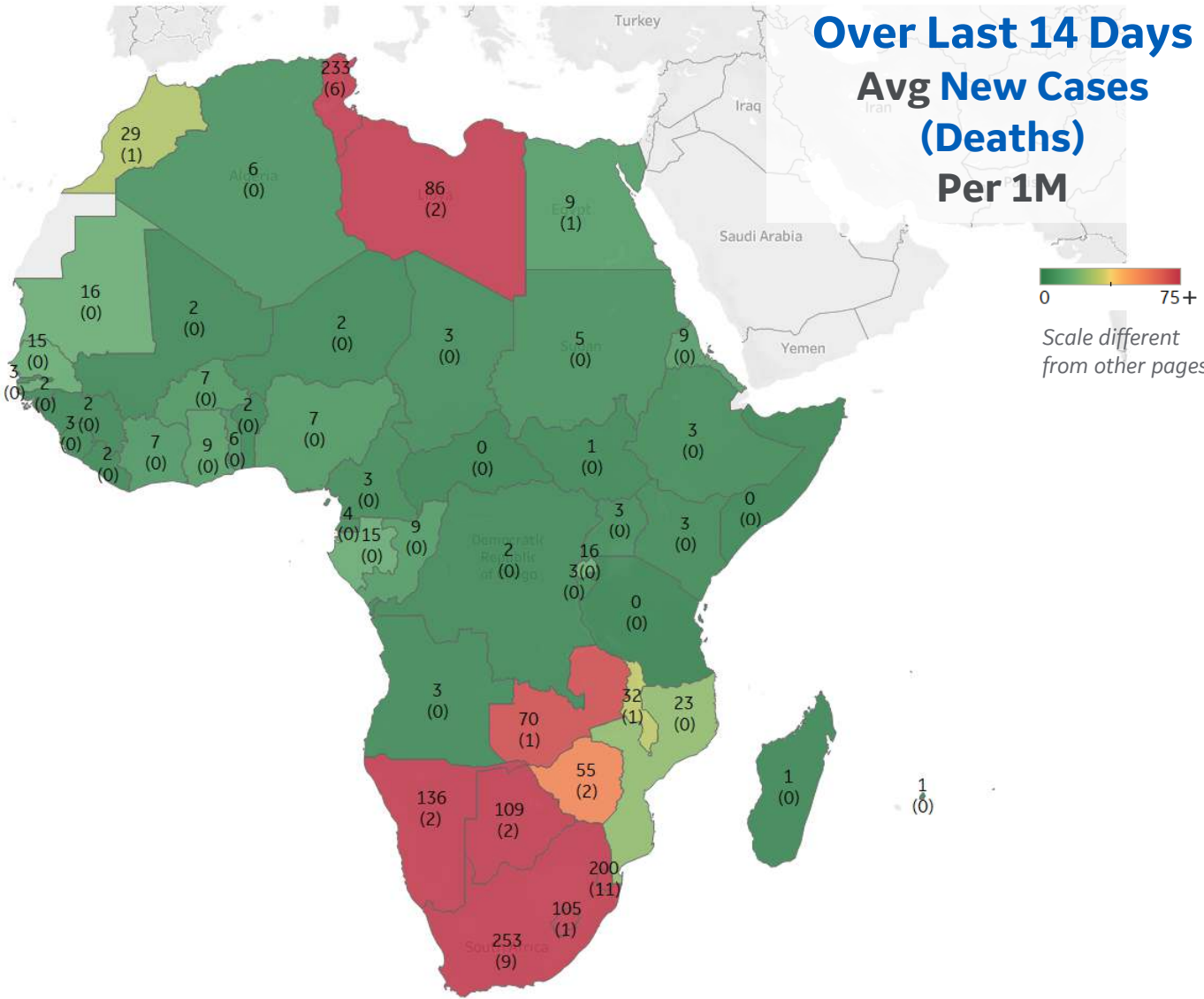
## Per 1M in Region

	Today	Change
Active Cases	353	-2.2%
Confirmed	21 new	+0.8%
Deaths	1.0 new	+1.3%
Recovered	28 new	+1.4%

## Most Daily New Cases / 1M

South Africa	253
Tunisia	233
Eswatini	200
Namibia	136
Botswana	109
Lesotho	105
Libya	86
Zambia	70
Zimbabwe	55
Malawi	32

\* Excludes regions with population < 1M





# Sources



\*\* Per 1M = Per 1 Million Population unless otherwise noted

**Johns Hopkins Coronavirus Resource Center:**

<https://coronavirus.jhu.edu/map.html>

**Worldometer Coronavirus Reporting:**

<https://www.worldometers.info/coronavirus/>

**Public Health England:**

<https://www.gov.uk/government/publications/covid-19-track-coronavirus-cases>

**US Department of Homeland Security, Homeland Infrastructure Foundation-Level Data:**

<https://hifld-geoplatform.opendata.arcgis.com/datasets/hospitals>

**City of New York, NYC Health:**

<https://www1.nyc.gov/site/doh/covid/covid-19-data.page>

**Chicago Coronavirus Latest Data:**

<https://www.chicago.gov/city/en/sites/covid-19/home/latest-data.html>

**National Health Commission of the PRC:**

<http://www.nhc.gov.cn/xcs/yqtb/202003/bf66696029ba420098164607240074f8.shtml>

**Korean Centers for Disease Control and Prevention:**

[http://www.cdc.go.kr/cdc\\_eng/](http://www.cdc.go.kr/cdc_eng/)

**CDC, Severe Outcomes Among Patients with Coronavirus Disease 2019 (COVID-19):**

<https://www.cdc.gov/mmwr/volumes/69/wr/mm6912e2.htm>

**Italian Department of Civil Protection, COVID Monitoring:**

<http://opendatadpc.maps.arcgis.com/apps/opsdashboard/index.html#/b0c68bce2cce478eaac82fe38d4138b1>

**The COVID Tracking Project:**

<https://covidtracking.com/data/>

**UK Office for National Statistics:**

<https://www.ons.gov.uk/peoplepopulationandcommunity/birthsdeathsandmarriages/deaths/bulletins/deathsregisteredweeklyinenglandandwalesprovisional/weekending24april2020>

**COVID-19 Information for Switzerland:**

<https://www.corona-data.ch/>

**The COVID Tracking Project:**

<https://covidtracking.com/data/api>

**European Centre for Disease Prevention and Control:**

<https://www.ecdc.europa.eu/en/publications-data/download-data-hospital-and-icu-admission-rates-and-current-occupancy-covid-19>

Worldwide Survival Rate, last 30d calculation =

$$\frac{[(Total\ Confirmed - Total\ Confirmed\ 30d\ ago) - (Total\ Deaths - Total\ Deaths\ 30d\ ago)]}{(Total\ Confirmed - Total\ Confirmed\ 30d\ ago)}$$

**Provincial Health Services Authority of Canada. BC Center for Disease Control:**

<http://www.bccdc.ca/about/news-stories/stories/2020/information-on-novel-coronavirus>

**Secretary of Health, Mexico:**

<https://www.gob.mx/salud/en>

**OECD Economic Outlooks, Statistics:**

[https://www.oecd-ilibrary.org/economics/data/oecd-economic-outlook-statistics-and-projections\\_eo-data-en](https://www.oecd-ilibrary.org/economics/data/oecd-economic-outlook-statistics-and-projections_eo-data-en)

**Public Health Authority of Sweden:**

<https://www.folkhalsomyndigheten.se/smittskydd-beredskap/utbrott/aktuella-utbrott/covid-19/bekraftade-fall-i-sverige>

**CDC:**

<https://www.cdc.gov/covid-data-tracker/index.html#demographics>

**CDC Provisional COVID19 Deaths Counts**

<https://data.cdc.gov/NCHS/Provisional-COVID-19-Death-Counts-by-Sex-Age-and-S/9bhg-hcku>

**Canada Regional Data:**

<https://health-infobase.canada.ca/covid-19/epidemiological-summary-covid-19-cases.html#fn1>

**Canada Regional Populations (Q4 2019):**

<https://www150.statcan.gc.ca/t1/tbl1/en/tv.action?pid=1710000901>

**CDC COVID Data Tracker:**

<https://covid.cdc.gov/covid-data-tracker/#vaccinations>

**Oxford Government Response Tracker:**

<https://www.bsg.ox.ac.uk/research/research-projects/coronavirus-government-response-tracker>

**Bloomberg COVID Vaccine Tracker:**

<https://www.bloomberg.com/graphics/covid-vaccine-tracker-global-distribution/>

**Our World in Data State Vaccinations:**

<https://ourworldindata.org/us-states-vaccinations>