



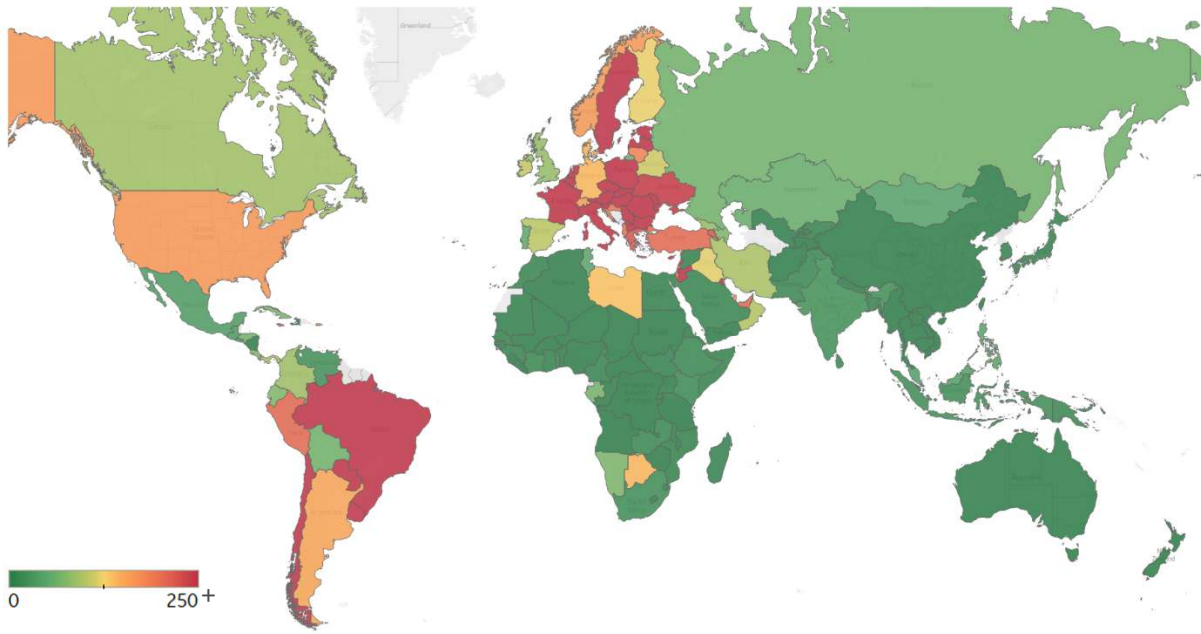
# Global Confirmed & Active Cases

Trend since 22 Jan 2020



Avg. Daily New Cases / 1M

Over the last 14 days



Per 1M:	New Today	Change from 30 days ago
Active	17	+10%
Confirmed	61	+11%
Deaths	1	+11%
Recovered	43	+12%
	To Date	Last 30 Days
Worldwide Survival Rate	97.8%	97.9%

Worldwide Survival Rate = (Confirmed - Deaths) / (Confirmed) in a given time period



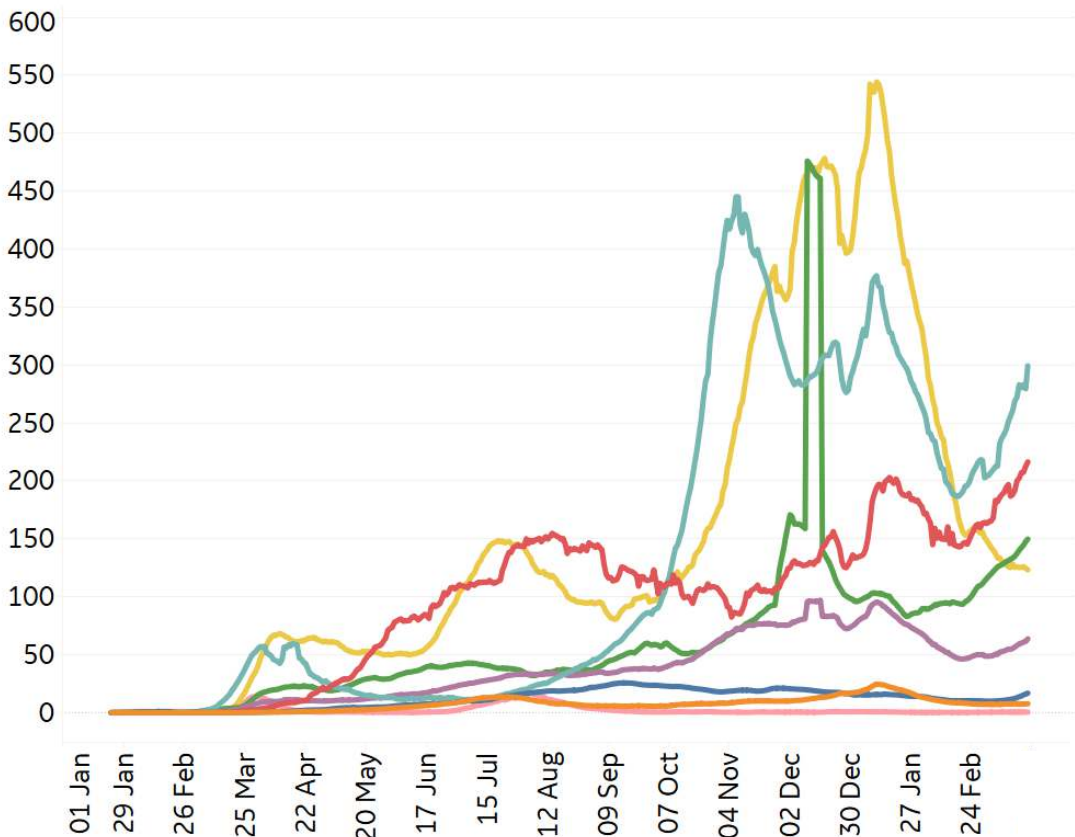
# New Confirmed Cases & New Deaths

Updated 23 Mar 2021, 3:30 GMT 2

Key **World** **North America** **Europe** **Middle East** **Cent & South America** **Asia** **Africa** **Oceania**

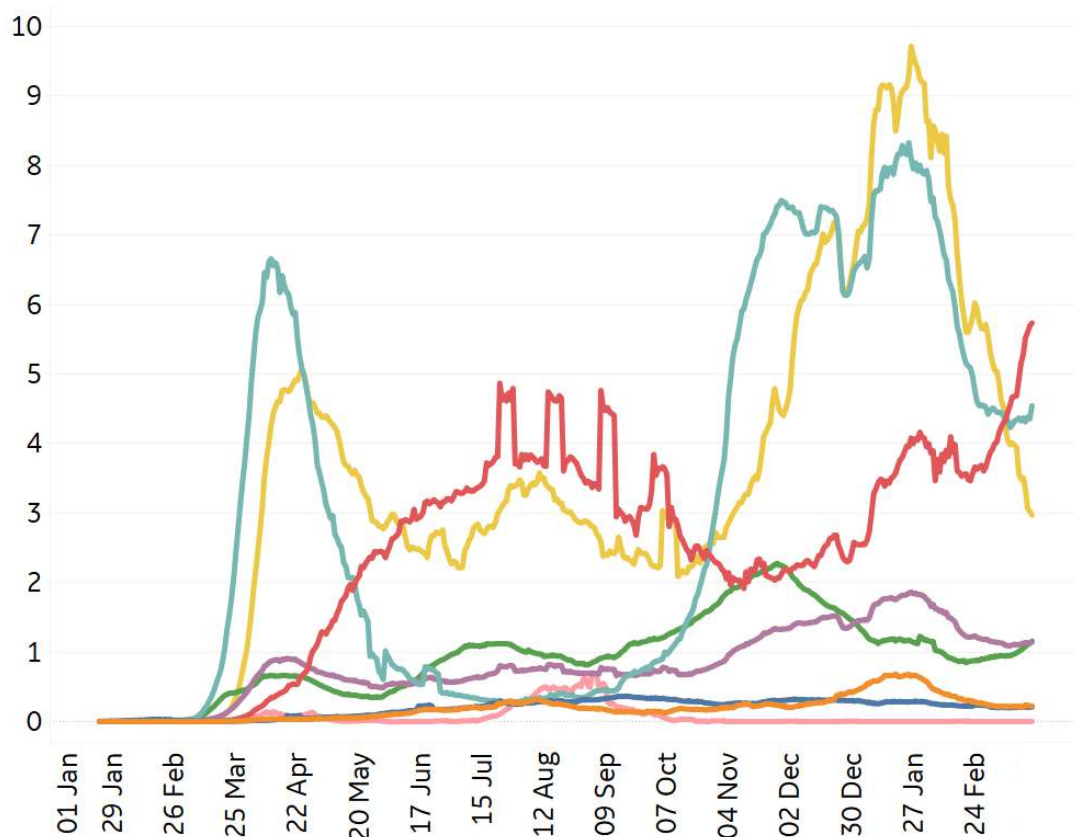
## New Confirmed Cases / 1M

7-day rolling average



## New Deaths / 1M

7-day rolling average



\*Large jump in Middle East confirmed cases due to batched reporting of 823,225 new cases in **Turkey** on 10 Dec



# Top 50 Countries: Per 1M

## 1 - 25

	Average over last 7 days		Total Since 22 Jan			Change from 14d Ago in 14 day avg of daily new	
	New Confirmed	New Deaths	Total Confirmed	Estimated Recovered	Total Deaths	Confirmed	Deaths
Czechia	866	19	137,019	121,438	2,317	-16%	15%
Belgium	362	2	72,413	66,118	1,961	50%	18%
Slovenia	394	3	99,242	92,212	1,913	0%	-30%
Hungary	835	20	60,106	46,609	1,910	77%	50%
UK	82	1	63,571	60,536	1,862	-19%	-58%
Bos. and Herz.	427	15	47,131	40,037	1,810	101%	128%
Bulgaria	508	15	44,311	36,140	1,754	80%	71%
Italy	359	7	56,071	49,222	1,742	18%	27%
North Macedo..	473	11	57,516	49,908	1,681	53%	128%
Slovakia	296	13	63,973	57,638	1,668	-18%	-12%
Portugal	46	1	80,200	77,836	1,646	-41%	-60%
US	161	3	90,240	86,299	1,640	-13%	-35%
Spain	103	3	69,058	66,034	1,573	869%	-45%
Peru	234	5	44,472	40,064	1,522	8%	-15%
France	483	4	66,779	59,394	1,421	30%	-15%
Croatia	230	4	62,795	58,662	1,409	70%	11%
Panama	101	2	81,398	78,610	1,403	-27%	-34%
Brazil	355	11	56,678	50,603	1,390	16%	51%
EU	336	5	56,699	50,946	1,333	33%	0%
Sweden	449	2	73,696	66,510	1,313	10%	-27%
Poland	587	8	54,777	46,285	1,304	72%	29%
Lithuania	194	4	76,899	73,080	1,281	-15%	-5%
Colombia	102	3	46,033	43,565	1,221	29%	-5%
Argentina	159	3	49,831	46,465	1,210	15%	-12%
Switzerland	172	2	67,508	64,104	1,183	30%	23%

## 26 - 50

	Average over last 7 days		Total Since 22 Jan			Change from 14d Ago in 14 day avg of daily new	
	New Confirmed	New Deaths	Total Confirmed	Estimated Recovered	Total Deaths	Confirmed	Deaths
Chile	313	4	49,073	43,846	1,170	35%	15%
Romania	283	5	46,828	42,016	1,158	43%	22%
Moldova	381	8	53,569	47,351	1,138	13%	40%
Armenia	266	5	62,168	57,928	1,134	104%	133%
Austria	335	3	57,355	51,951	1,009	30%	7%
Latvia	275	4	51,737	47,024	969	-19%	-16%
Netherlands	387	2	71,489	65,520	959	35%	-29%
Kosovo	194	3	43,513	39,009	949	-10%	17%
Georgia	90	2	69,601	67,505	930	3%	-17%
Ireland	110	2	46,806	44,365	929	-6%	-42%
Lebanon	441	8	64,613	57,444	851	4%	2%
Albania	175	4	42,235	38,722	745	-35%	-31%
Ukraine	285	6	36,681	32,555	724	47%	47%
Israel	130	1	95,750	92,312	706	-53%	-40%
Estonia	1,110	7	72,666	56,829	601	14%	2%
Jordan	816	8	53,388	42,060	587	64%	139%
Costa Rica	79	1	41,598	39,996	568	33%	24%
Serbia	572	4	63,623	55,459	568	33%	70%
West Bank an..	449	5	49,458	42,918	538	16%	76%
Denmark	141	0	39,272	36,869	415	59%	-45%
Bahrain	425	1	80,361	74,492	295	9%	-34%
Kuwait	321	2	51,622	46,988	289	10%	19%
UAE	201	1	44,713	41,645	146	-29%	-44%
Qatar	173	0	60,474	58,015	95	4%	83%
Total World	64	1	15,965	14,779	352	19%	-3%

Change from 14d ago:  
Compares 14d-avgs. of Daily New Cases/Deaths  
today with 14d-avgs. from 14d ago  
Estimated Recovered: Cases 14d ago - Deaths today

Of all countries with a drop in average new cases from 14 days ago,  
13% (9 of 69 countries) recorded a rise in average new deaths over the same period

Top 50 countries selected by Cases / 1M  
Sorted by Total Deaths / 1M  
Excluded countries with population < 1M



# Top 50 Countries: Raw Volume

Updated 23 Mar 2021, 3:30 GMT 4

## 1 - 25

	Average over last 7 days		Total Since 22 Jan			Change from 14d Ago in 14 day avg of daily new	
	New Confirmed	New Deaths	Total Confirmed	Estimated Recovered	Total Deaths	Confirmed	Deaths
EU	149,819	2,234	25,245,439	22,683,651	593,671	33%	0%
US	53,441	979	29,869,514	28,565,147	542,949	-13%	-35%
Brazil	75,417	2,306	12,047,526	10,756,240	295,425	16%	51%
Mexico	4,204	471	2,197,160	1,932,238	198,239	-23%	-30%
India	39,566	187	11,686,796	11,084,620	160,166	94%	52%
UK	5,537	85	4,315,602	4,109,578	126,411	-19%	-58%
Italy	21,684	404	3,390,181	2,976,040	105,328	18%	27%
Russia	9,357	408	4,416,226	4,190,596	93,812	-14%	2%
France	31,509	265	4,358,910	3,876,836	92,776	30%	-15%
Germany	13,268	187	2,678,262	2,438,775	75,009	44%	-28%
Spain	4,820	160	3,228,803	3,087,427	73,543	869%	-45%
Colombia	5,199	129	2,342,278	2,216,713	62,148	29%	-5%
Iran	7,641	78	1,808,422	1,636,128	61,877	-5%	-10%
Argentina	7,184	119	2,252,172	2,100,023	54,671	15%	-12%
South Africa	1,203	111	1,538,451	1,469,510	52,196	-2%	-16%
Peru	7,703	171	1,466,326	1,320,978	50,198	8%	-15%
Poland	22,229	308	2,073,129	1,751,718	49,365	72%	29%
Indonesia	5,841	163	1,465,928	1,346,845	39,711	-19%	-24%
Ukraine	12,474	244	1,604,183	1,423,744	31,677	47%	47%
Turkey	20,064	89	3,035,338	2,763,454	30,178	64%	13%
Czechia	9,273	204	1,467,333	1,300,481	24,810	-16%	15%
Belgium	4,197	26	839,238	766,280	22,728	50%	18%
Canada	3,645	30	943,920	873,552	22,695	13%	-23%
Chile	5,980	84	938,094	838,174	22,359	35%	15%
Romania	5,454	100	900,858	808,295	22,268	43%	22%

## 26 - 50

	Average over last 7 days		Total Since 22 Jan			Change from 14d Ago in 14 day avg of daily new	
	New Confirmed	New Deaths	Total Confirmed	Estimated Recovered	Total Deaths	Confirmed	Deaths
Hungary	8,064	195	580,642	450,262	18,451	77%	50%
Portugal	466	13	817,778	793,675	16,784	-41%	-60%
Ecuador	1,479	34	312,851	278,140	16,478	-7%	-12%
Netherlands	6,635	30	1,224,947	1,122,676	16,426	35%	-29%
Iraq	5,066	35	798,547	716,980	14,036	14%	46%
Pakistan	3,397	49	633,741	579,518	13,935	101%	5%
Sweden	4,535	17	744,272	671,699	13,262	10%	-27%
Philippines	6,414	19	671,792	584,791	12,972	116%	6%
Bulgaria	3,528	102	307,890	251,115	12,188	80%	71%
Switzerland	1,491	17	584,252	554,795	10,239	30%	23%
Slovakia	1,616	71	349,270	314,682	9,104	-18%	-12%
Austria	3,014	28	516,565	467,891	9,089	30%	7%
Japan	1,301	33	457,104	431,120	8,857	20%	-27%
Morocco	391	5	491,834	477,556	8,769	9%	-31%
Bangladesh	2,074	21	573,687	542,455	8,720	202%	103%
Saudi Arabia	382	6	385,424	373,569	6,613	8%	16%
Israel	1,122	11	828,764	799,007	6,109	-53%	-40%
Panama	437	7	351,213	339,184	6,052	-27%	-34%
Jordan	8,322	80	544,724	429,145	5,985	64%	139%
Lebanon	3,009	55	441,014	392,079	5,808	4%	2%
Serbia	4,998	31	555,897	484,564	4,966	33%	70%
Belarus	1,165	9	311,428	294,275	2,166	-12%	-6%
UAE	1,990	6	442,226	411,887	1,445	-29%	-44%
Malaysia	1,312	4	334,156	313,751	1,238	-34%	-47%
Total World	493,416	8,864	123,678,061	114,489,259	2,722,975	19%	-3%

\*Change from 14d ago:  
Compares 14d-avgs. of Daily New Cases/Deaths today with 14d-avgs. from 14d ago  
Estimated Recovered: Cases 14d ago - Deaths today

Total confirmed cases in just the **US, EU, Brazil, and India** represent over 63% of the global case count (78,849,275 of 123,678,061 total confirmed cases)

Top 50 countries selected by Total Cases  
Sorted by Raw Total Deaths  
Excluded countries with population < 1M

N/A\*\* due to inconsistent reporting of Recovered Cases





# United States: Per 1M



## 1 - 25

	Average over last 7 days		Total Since 22 Jan			Change from 14d Ago in 14 day avg of daily new	
	New Confirmed	New Deaths	Total Confirmed	Estimated Recovered	Total Deaths	Confirmed	Deaths
New Jersey	456	4	97,840	89,025	2,722	18%	-17%
New York	272	3	91,786	84,851	2,542	-16%	-29%
Rhode Island	344	4	126,528	119,295	2,458	1%	-7%
Massachusetts	257	5	89,354	83,489	2,451	8%	-21%
Mississippi	98	3	101,787	97,675	2,337	-22%	-42%
Arizona	66	4	114,957	111,351	2,301	-47%	-50%
Connecticut	263	2	84,051	78,410	2,199	2%	-29%
South Dakota	214	2	131,092	126,233	2,174	5%	-42%
Louisiana	108	4	94,878	91,262	2,158	-30%	-3%
Alabama	103	3	104,377	99,865	2,128	-7%	-48%
North Dakota	131	1	133,455	129,815	1,958	16%	18%
Pennsylvania	222	3	77,343	72,490	1,937	6%	-41%
Indiana	116	2	100,772	97,262	1,923	-6%	-40%
New Mexico	96	3	90,562	87,345	1,856	-29%	-54%
Illinois	146	2	96,513	92,809	1,845	-1%	-30%
Arkansas	78	3	108,923	105,841	1,837	-59%	1105%
Iowa	132	1	109,734	106,005	1,799	-14%	-37%
S. Carolina	222	4	105,308	100,547	1,753	-27%	-38%
Georgia	156	4	98,553	94,785	1,748	-43%	-45%
Tennessee	185	2	117,385	113,072	1,715	0%	-61%
Michigan	328	2	69,776	64,229	1,693	88%	-22%
Nevada	86	2	97,831	94,547	1,680	-6%	-15%
Kansas	72	1	103,627	100,910	1,650	-34%	-80%
Texas	127	5	95,102	91,449	1,636	-37%	-35%
Delaware	266	3	94,919	89,377	1,572	11%	-48%

## 26 - 51

	Average over last 7 days		Total Since 22 Jan			Change from 14d Ago in 14 day avg of daily new	
	New Confirmed	New Deaths	Total Confirmed	Estimated Recovered	Total Deaths	Confirmed	Deaths
Ohio	133	0	85,652	82,246	1,569	-12%	-89%
Florida	210	3	93,642	89,187	1,526	-17%	-40%
DC	154	2	61,471	57,427	1,488	-1%	-63%
California	67	3	92,237	89,713	1,458	-36%	-31%
West Virginia	193	6	77,060	73,105	1,457	19%	363%
Missouri	97	1	93,779	91,083	1,421	-18%	-55%
Maryland	157	3	66,280	62,830	1,354	14%	-4%
Montana	156	3	96,463	93,139	1,323	0%	-18%
Kentucky	144	25	94,260	90,705	1,298	-25%	163%
Wisconsin	101	2	108,166	105,558	1,243	-13%	-43%
Minnesota	207	1	89,789	85,756	1,215	46%	84%
Oklahoma	96	3	110,046	107,247	1,210	-32%	-23%
Wyoming	99	0	96,292	93,666	1,197	-18%	-45%
Virginia	169	1	70,994	67,537	1,186	-9%	-80%
N. Carolina	162	2	85,631	82,291	1,129	-23%	-50%
Nebraska	134	1	106,788	103,852	1,104	-11%	-67%
Idaho	168	2	99,470	95,891	1,089	19%	-13%
Colorado	162	1	78,304	74,863	1,054	-14%	-18%
New Hampshire	204	2	59,388	55,779	895	9%	10%
Washington	103	1	46,749	44,721	681	-5%	-42%
Utah	142	2	119,087	116,361	643	-17%	-31%
Oregon	65	1	38,340	36,785	561	-4%	-53%
Maine	153	0	36,186	33,629	542	16%	-52%
Alaska	165	1	83,980	81,080	424	-4%	-67%
Vermont	194	1	28,589	25,609	351	3%	10%
Hawaii	61	0	20,622	19,560	320	42%	-36%

\*Change from 14d ago:  
Compares 14d-avgs. of Daily New Cases/Deaths  
today with 14d-avgs. from 14d ago

Estimated Recovered: Cases 14d ago - Deaths today

In **Ohio**, average new deaths have dropped 89% from 14 days ago  
(17.57 avg new deaths on 8 Mar; 1.86 avg new deaths on 22 Mar)

Sorted by Total Deaths / 1M

N/As due to states revising and updating case counts



# United States: Raw Volume



## 1 - 25

	Average over last 7 days		Total Since 22 Jan			Change from 14d Ago in 14 day avg of daily new	
	New Confirmed	New Deaths	Total Confirmed	Estimated Recovered	Total Deaths	Confirmed	Deaths
California	2,637	135	3,644,488	3,544,758	57,622	-36%	-31%
New York	5,298	61	1,785,565	1,650,647	49,444	-16%	-29%
Texas	3,677	132	2,757,552	2,651,637	47,446	-37%	-35%
Florida	4,511	62	2,011,211	1,915,528	32,779	-17%	-40%
Pennsylvania	2,838	33	990,150	928,020	24,798	6%	-41%
New Jersey	4,050	37	869,037	790,735	24,181	18%	-17%
Illinois	1,851	23	1,222,992	1,176,062	23,379	-1%	-30%
Georgia	1,660	42	1,046,382	1,006,375	18,556	-43%	-45%
Ohio	1,551	0	1,001,194	961,386	18,339	-12%	-89%
Michigan	3,275	19	696,838	641,443	16,912	88%	-22%
Massachusetts	1,773	32	615,874	575,450	16,894	8%	-21%
Arizona	479	27	836,737	810,492	16,745	-47%	-50%
Indiana	778	12	678,416	654,789	12,947	-6%	-40%
N. Carolina	1,698	18	898,102	863,070	11,836	-23%	-50%
Tennessee	1,264	11	801,645	772,191	11,713	0%	-61%
Alabama	507	15	511,779	489,656	10,436	-7%	-48%
Virginia	1,443	10	605,967	576,465	10,127	-9%	-80%
Louisiana	500	18	441,066	424,259	10,030	-30%	-3%
S. Carolina	1,145	21	542,203	517,689	9,027	-27%	-38%
Missouri	594	8	575,562	559,015	8,719	-18%	-55%
Maryland	950	18	400,705	379,851	8,184	14%	-4%
Connecticut	938	8	299,667	279,555	7,841	2%	-29%
Wisconsin	585	9	629,787	614,602	7,240	-13%	-43%
Mississippi	293	8	302,932	290,695	6,956	-22%	-42%
Minnesota	1,165	5	506,376	483,633	6,850	46%	84%

## 26 - 51

	Average over last 7 days		Total Since 22 Jan			Change from 14d Ago in 14 day avg of daily new	
	New Confirmed	New Deaths	Total Confirmed	Estimated Recovered	Total Deaths	Confirmed	Deaths
Colorado	935	4	450,934	431,117	6,070	-14%	-18%
Kentucky	644	113	421,121	405,241	5,799	-25%	163%
Iowa	416	5	346,217	334,453	5,675	-14%	-37%
Arkansas	235	9	328,707	319,407	5,544	-59%	1105%
Washington	783	7	355,986	340,548	5,183	-5%	-42%
Nevada	266	8	301,334	291,219	5,174	-6%	-15%
Kansas	209	2	301,898	293,982	4,806	-34%	-80%
Oklahoma	380	12	435,450	424,374	4,788	-32%	-23%
New Mexico	201	6	189,893	183,148	3,892	-29%	-54%
West Virginia	346	12	138,102	131,015	2,612	19%	363%
Rhode Island	365	4	134,039	126,377	2,604	1%	-7%
Oregon	274	6	161,706	155,150	2,365	-4%	-53%
Nebraska	260	1	206,571	200,892	2,135	-11%	-67%
Utah	455	5	381,788	373,048	2,062	-17%	-31%
Idaho	300	4	177,760	171,363	1,946	19%	-13%
South Dakota	189	2	115,972	111,673	1,923	5%	-42%
Delaware	259	3	92,429	87,032	1,531	11%	-48%
North Dakota	100	1	101,701	98,927	1,492	16%	18%
Montana	166	3	103,098	99,545	1,414	0%	-18%
New Hampshire	277	3	80,750	75,843	1,217	9%	10%
DC	109	1	43,383	40,529	1,050	-1%	-63%
Maine	205	1	48,642	45,204	729	16%	-52%
Wyoming	58	0	55,730	54,210	693	-18%	-45%
Hawaii	86	0	29,198	27,695	453	42%	-36%
Alaska	121	1	61,435	59,314	310	-4%	-67%
Vermont	121	1	17,839	15,980	219	3%	10%

\*Change from 14d ago:  
Compares 14d-avgs. of Daily New Cases/Deaths  
today with 14d-avgs. from 14d ago

Estimated Recovered: Cases 14d ago - Deaths today

Over the last 14 days, average new deaths are down in **43 of 50** states

Sorted by Raw Total Deaths

N/As due to states revising and updating case counts





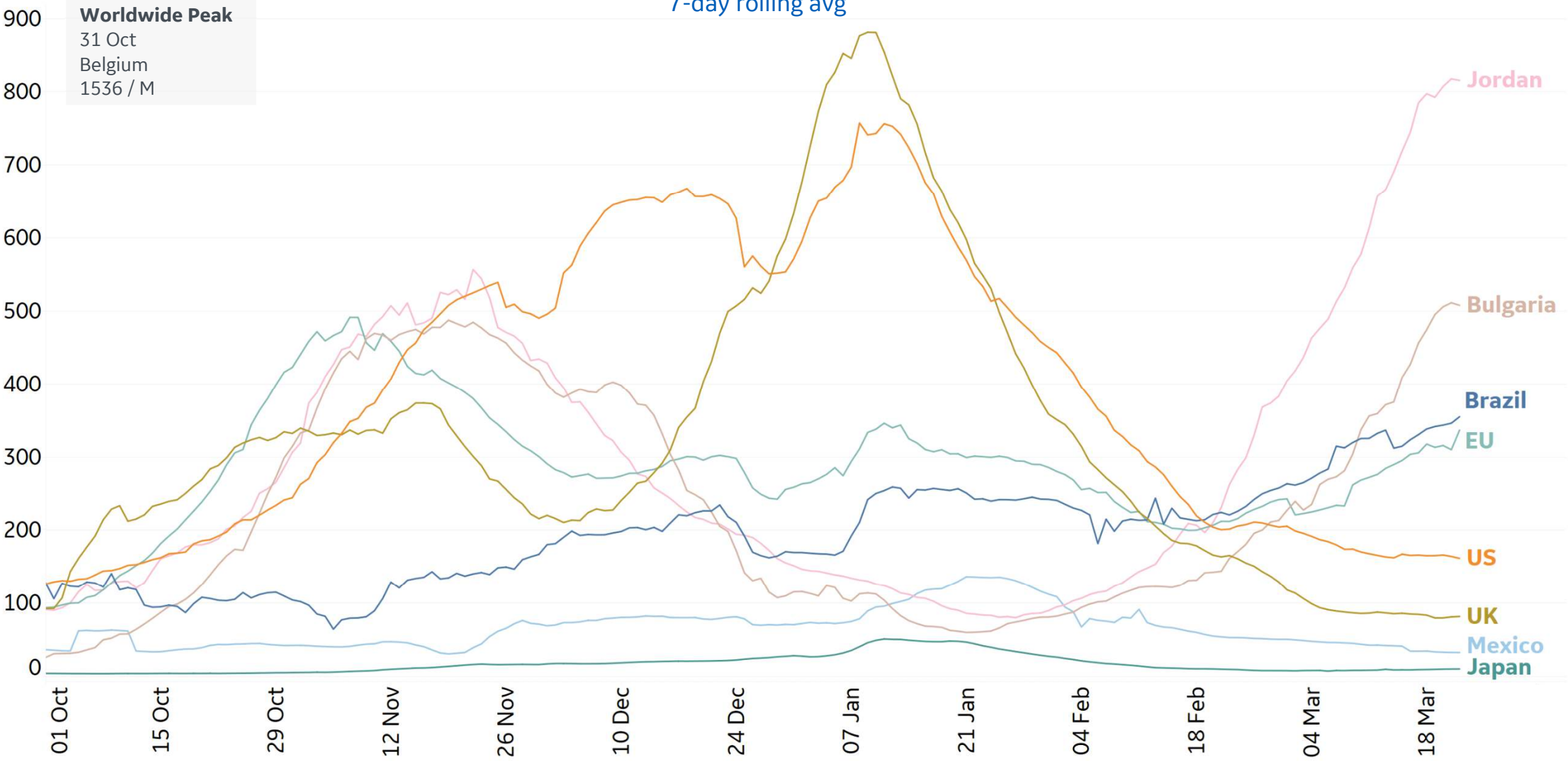
# New Confirmed Cases in Select Countries

Updated 23 Mar 2021, 3:30 GMT

7

## Daily New Confirmed Cases / 1M

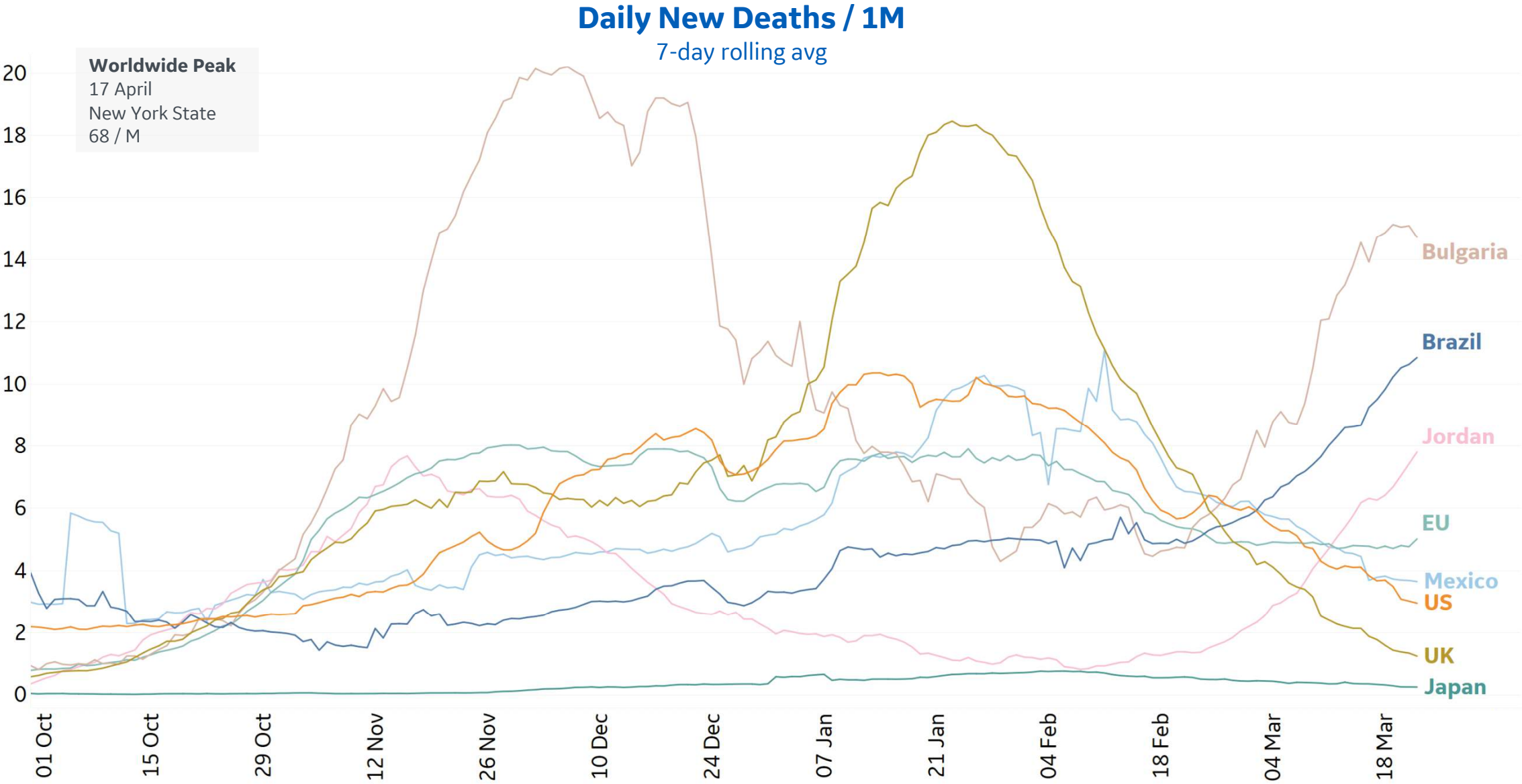
7-day rolling avg





# New Deaths in Select Countries

Updated 23 Mar 2021, 3:30 GMT 8







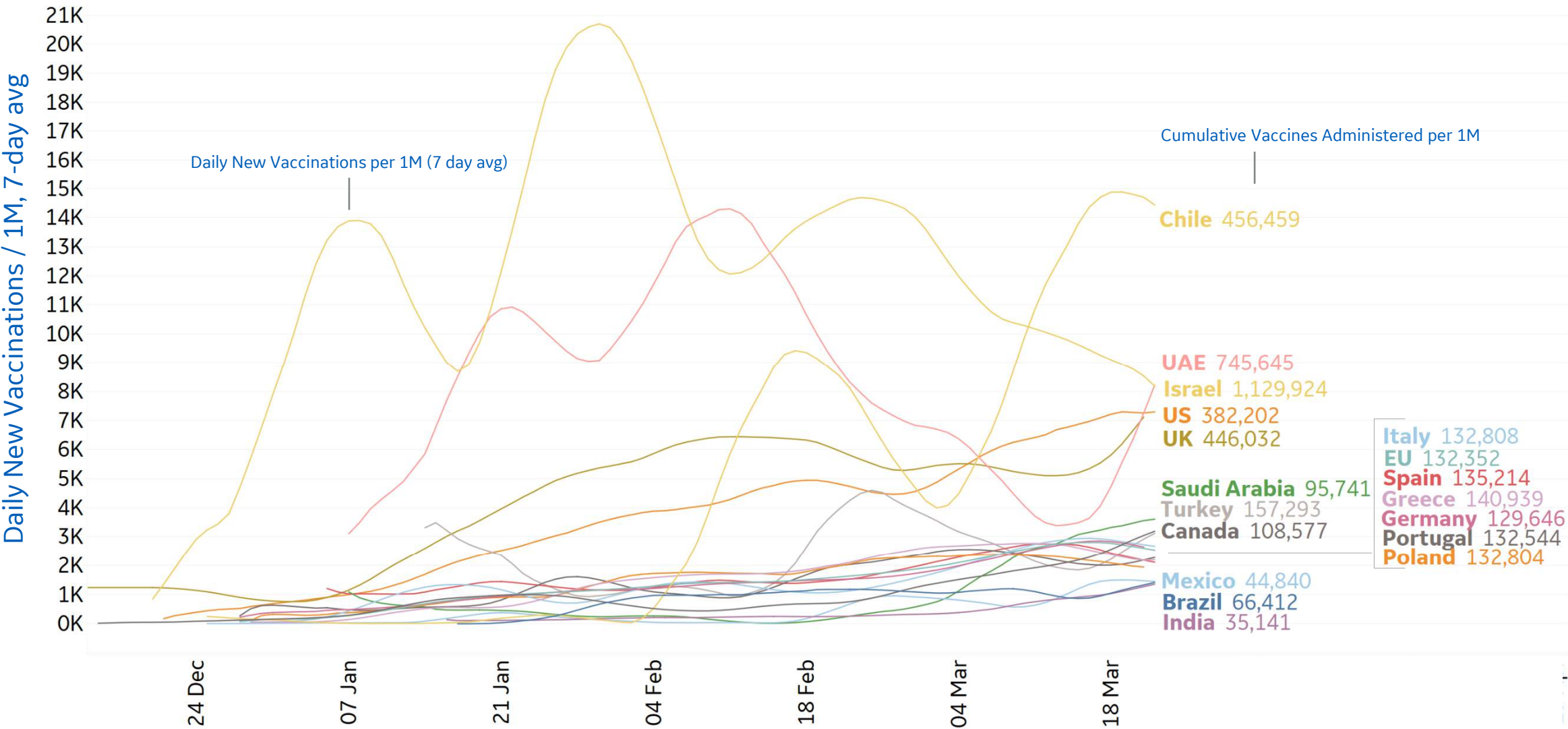




# Daily & Total Vaccinations, Select Countries



Select countries with data available







# US State Vaccinations to Date



State	% Fully Vaccinated	% Rec'd at Least 1 Dose	Population
New Mexico	20.3%	33.3%	2,096,829
Alaska	20.1%	31.5%	731,545
South Dakota	18.7%	30.4%	884,659
North Dakota	17.0%	29.0%	762,062
Connecticut	16.9%	30.3%	3,565,287
Hawaii	16.4%	27.6%	1,415,872
Maine	16.4%	29.7%	1,344,212
Iowa	16.3%	26.8%	3,155,070
West Virginia	16.0%	26.5%	1,792,147
Montana	16.0%	26.6%	1,068,778
Rhode Island	15.8%	29.3%	1,059,361
Wisconsin	15.6%	27.0%	5,822,434
Massachusetts	15.5%	29.1%	6,892,503
Minnesota	15.4%	27.2%	5,639,632
Colorado	15.3%	24.8%	5,758,736
Nebraska	15.3%	26.6%	1,934,408
Vermont	15.1%	28.8%	623,989
Oklahoma	14.8%	27.3%	3,956,971
Wyoming	14.8%	23.3%	578,759
New Jersey	14.7%	28.3%	8,882,190
Washington	14.6%	25.8%	7,614,893
Arizona	14.4%	25.2%	7,278,717
Indiana	14.4%	22.1%	6,732,219
Virginia	14.3%	25.8%	8,535,519
Illinois	14.2%	26.1%	12,671,821

**13.3%**  
Total US population  
**fully vaccinated**  
(133,239 per million)

**24.6%**  
Total US population  
having received  
**at least 1 dose**  
(245,603 per million)

Fully vaccinated people are persons who have received all doses required per vaccine

State	% Fully Vaccinated	% Rec'd at Least 1 Dose	Population
Ohio	14.1%	24.5%	11,689,100
Kentucky	14.1%	27.3%	4,467,673
Maryland	14.1%	25.9%	6,045,680
New Hampshir..	14.0%	28.0%	1,359,711
Idaho	14.0%	22.4%	1,787,065
Oregon	14.0%	24.2%	4,217,737
Michigan	13.9%	24.5%	9,986,857
North Carolina	13.9%	25.3%	10,488,084
Delaware	13.7%	25.8%	973,764
Nevada	13.5%	24.1%	3,080,156
Louisiana	13.5%	23.1%	4,648,794
Kansas	13.5%	25.5%	2,913,314
Florida	13.3%	23.8%	21,477,737
California	12.9%	25.5%	39,512,223
Pennsylvania	12.8%	25.1%	12,801,989
South Carolina	12.8%	23.3%	5,148,714
New York	12.7%	26.1%	19,453,561
Mississippi	12.4%	22.0%	2,976,149
Missouri	12.2%	22.6%	6,137,428
Alabama	11.6%	19.8%	4,903,185
Arkansas	11.6%	22.5%	3,017,804
Tennessee	11.2%	21.3%	6,829,174
Georgia	11.0%	19.4%	10,617,423
Texas	11.0%	22.0%	28,995,881
Utah	9.6%	21.7%	3,205,958



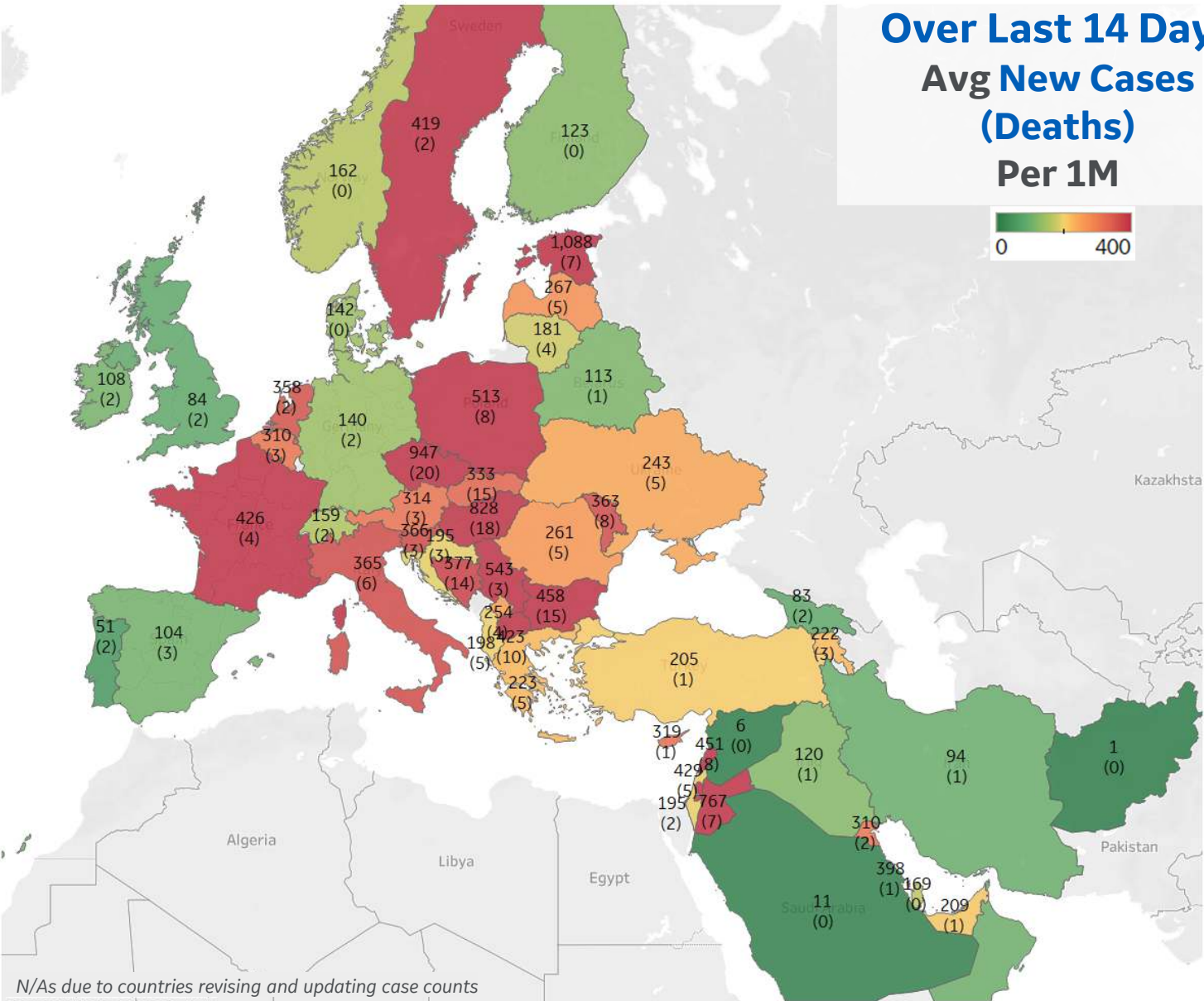
## Per 1M in Region

	Today	Change
Active Cases	18,762	+0.6%
Confirmed	261 new	+0.6%
Deaths	4 new	+0.4%
Recovered	141 new	+0.6%

## Most Daily New Cases / 1M

Estonia	1,088
Czechia	947
Hungary	828
Jordan	767
Serbia	543
Poland	513
Bulgaria	458
Lebanon	451
France	426

\* Excludes regions with population < 1M





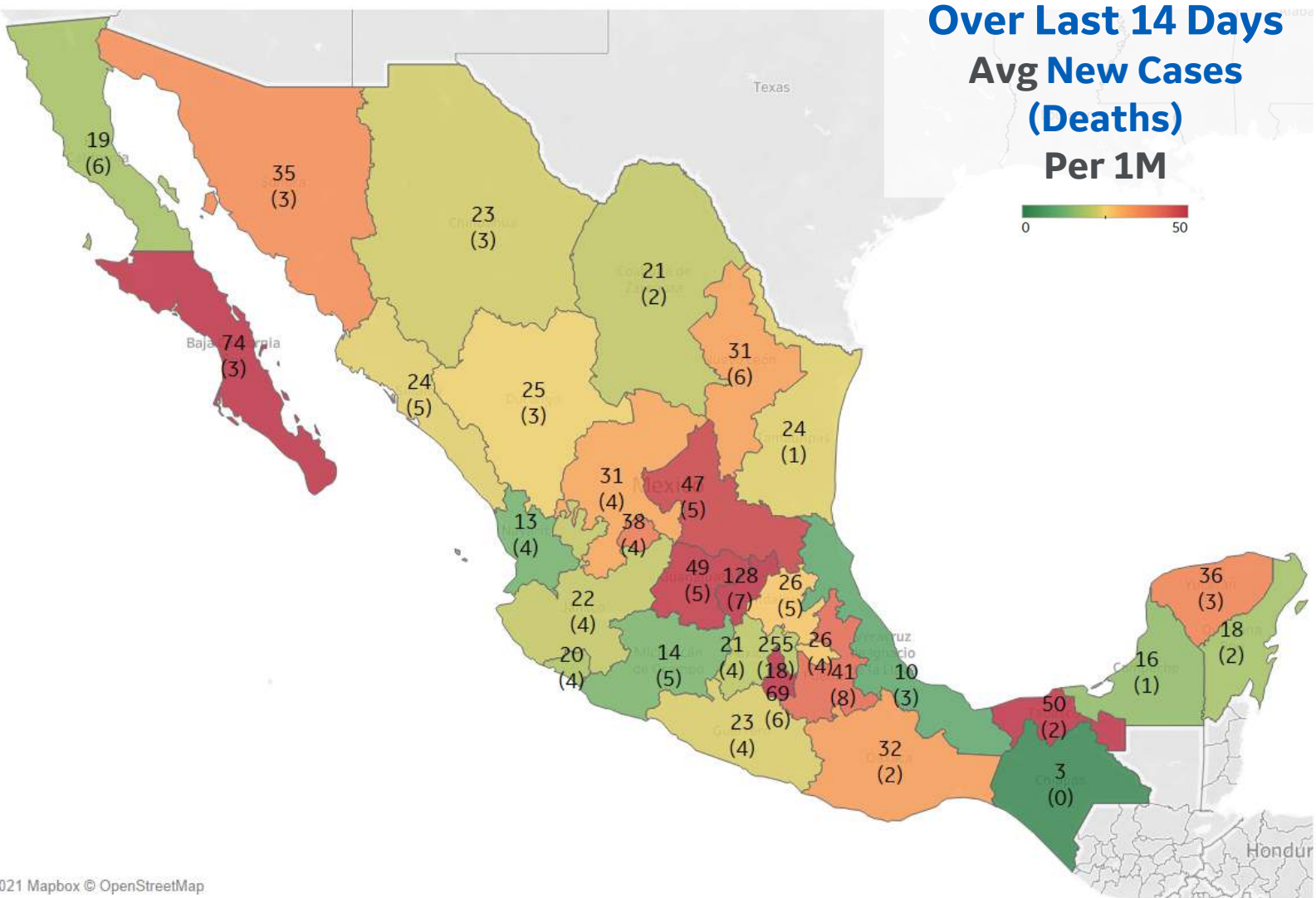
# Mexico

## Per 1M in Region

	Today	Change
Active Cases	2,006	-1.1%
Confirmed	11 new	+0.1%
Deaths	2 new	+0.1%
Recovered	31 new	+0.2%

## Most Daily New Cases / 1M

Distrito Federal	255
Querétaro	128
Baja California Sur	74
Morelos	69
Tabasco	50
Guanajuato	49
San Luis Potosí	47
Nacional	44
Puebla	41
Aguascalientes	38



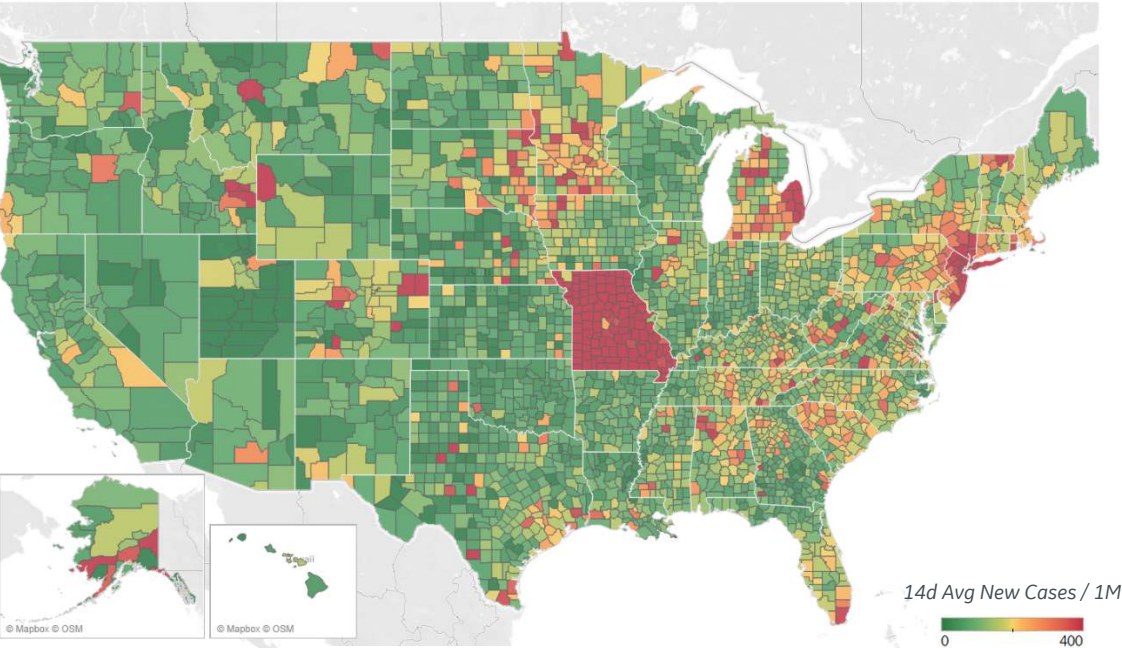
\*Data thru 8 Mar





# US Counties: Recent Cases and Deaths

## Average New Cases per 1M Over Last 14 Days

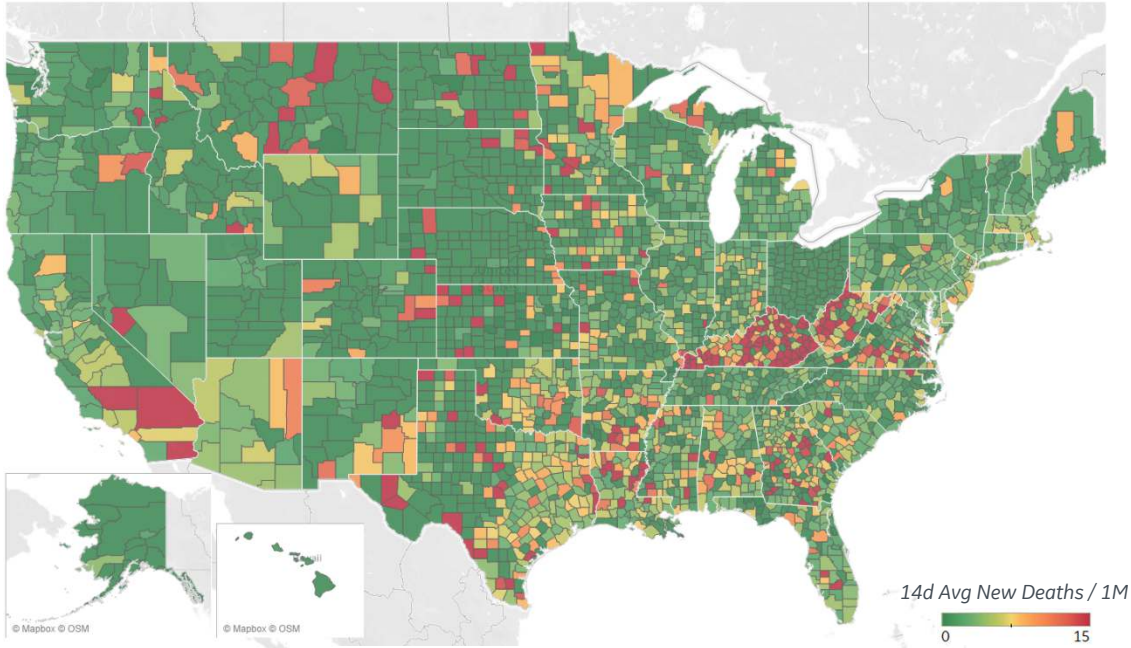


### Top 10 by New Confirmed

Avg New Confirmed Cases / 1M

St. Charles County, MO	1,340
Greene County, MO	962
Jackson County, MO	672
Monmouth County, NJ	594
Morris County, NJ	534
Orange County, NY	525
Ocean County, NJ	520
Rockland County, NY	498
Hudson County, NJ	495
Bergen County, NJ	477

## Average New Deaths per 1M Over Last 14 Days



### Top 10 by New Deaths

Avg New Deaths/ 1M

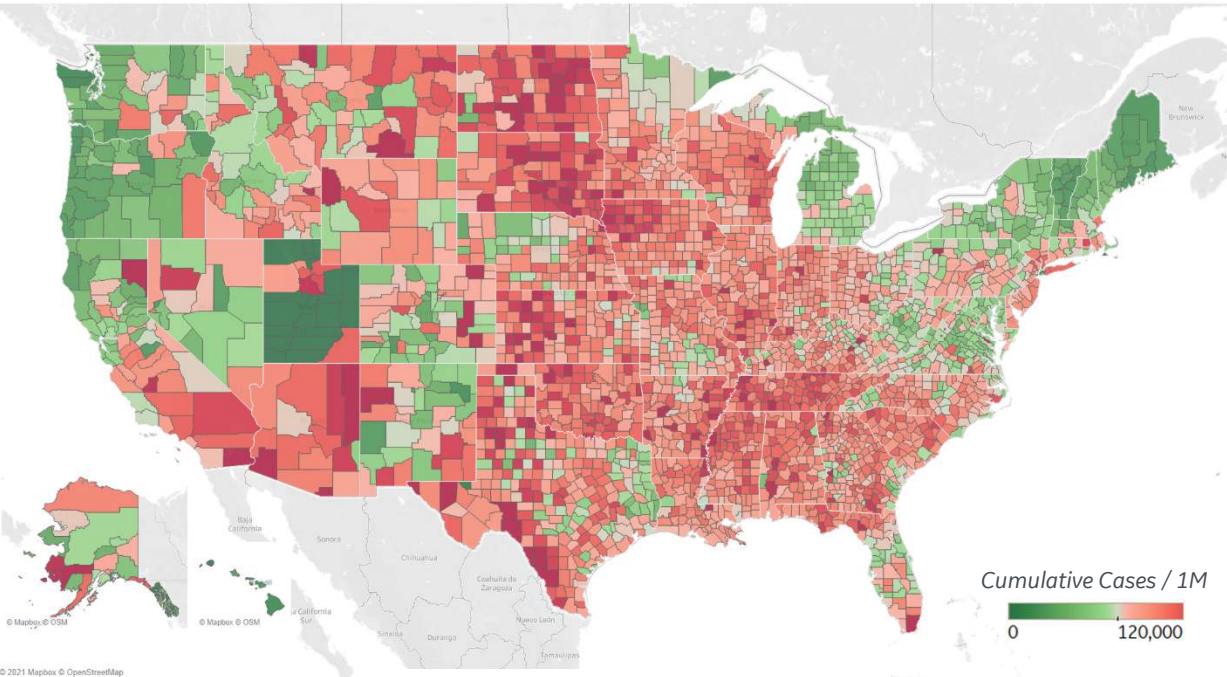
San Bernardino County, CA	27
Jefferson County, KY	17
Kern County, CA	16
El Paso County, TX	10
Marion County, FL	9
Passaic County, NJ	8
Cameron County, TX	8
Orange County, CA	8
Ocean County, NJ	8
Hampden County, MA	7

**Note:** Lists includes counties  $\geq 250K$  population



# US Counties: Cumulative Cases and Deaths

Confirmed **Cases** per 1M to date

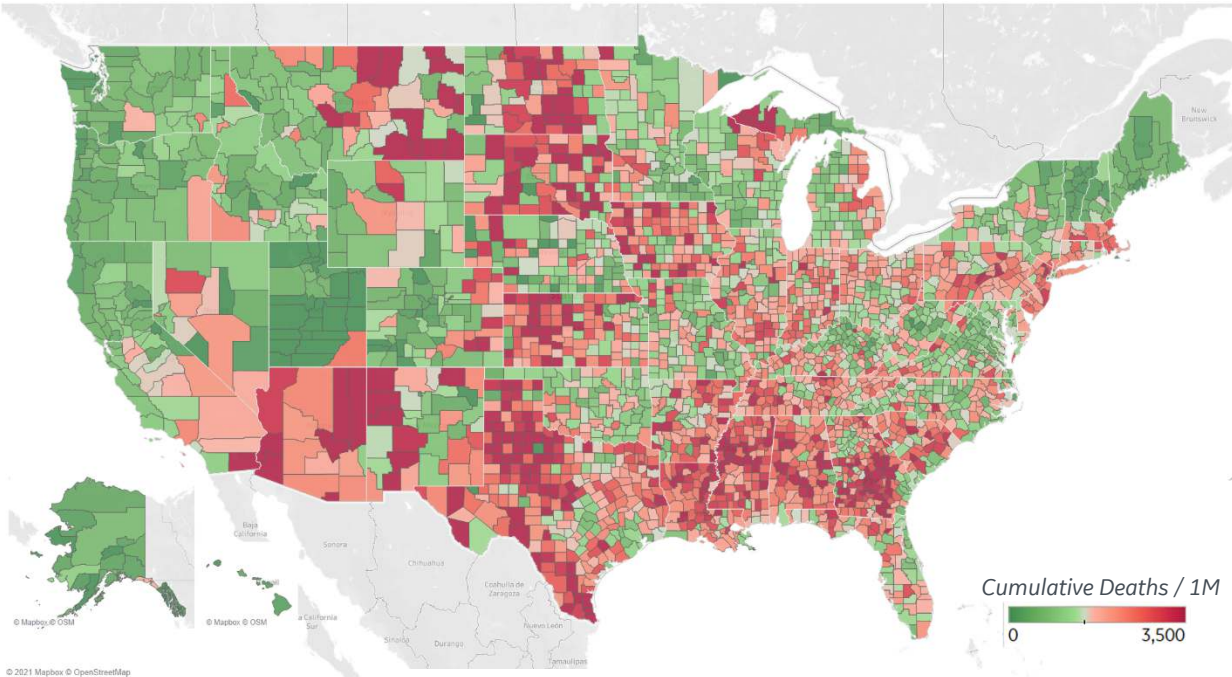


## Top 10 Counties

Total Confirmed Cases / 1M

Miami-Dade County, FL	160,156
Lubbock County, TX	155,949
Webb County, TX	155,441
El Paso County, TX	152,661
Utah County, UT	144,961
Providence County, RI	134,738
San Bernardino County, CA	132,952
Rockland County, NY	129,154
Greenville County, SC	129,077
Brown County, WI	126,498

Reported **Deaths** per 1M to date



## Top 10 Counties

Total Reported Deaths / 1M

New York City*	5,683
Cameron County, TX	3,672
Passaic County, NJ	3,521
Essex County, NJ	3,442
Union County, NJ	3,291
Ocean County, NJ	3,221
Hidalgo County, TX	3,152
Hudson County, NJ	3,098
Hampden County, MA	3,043
El Paso County, TX	3,003

\* New York City counties aggregated into one reporting area

Note: Lists includes counties ≥ 250K population





## Per 1M in Region

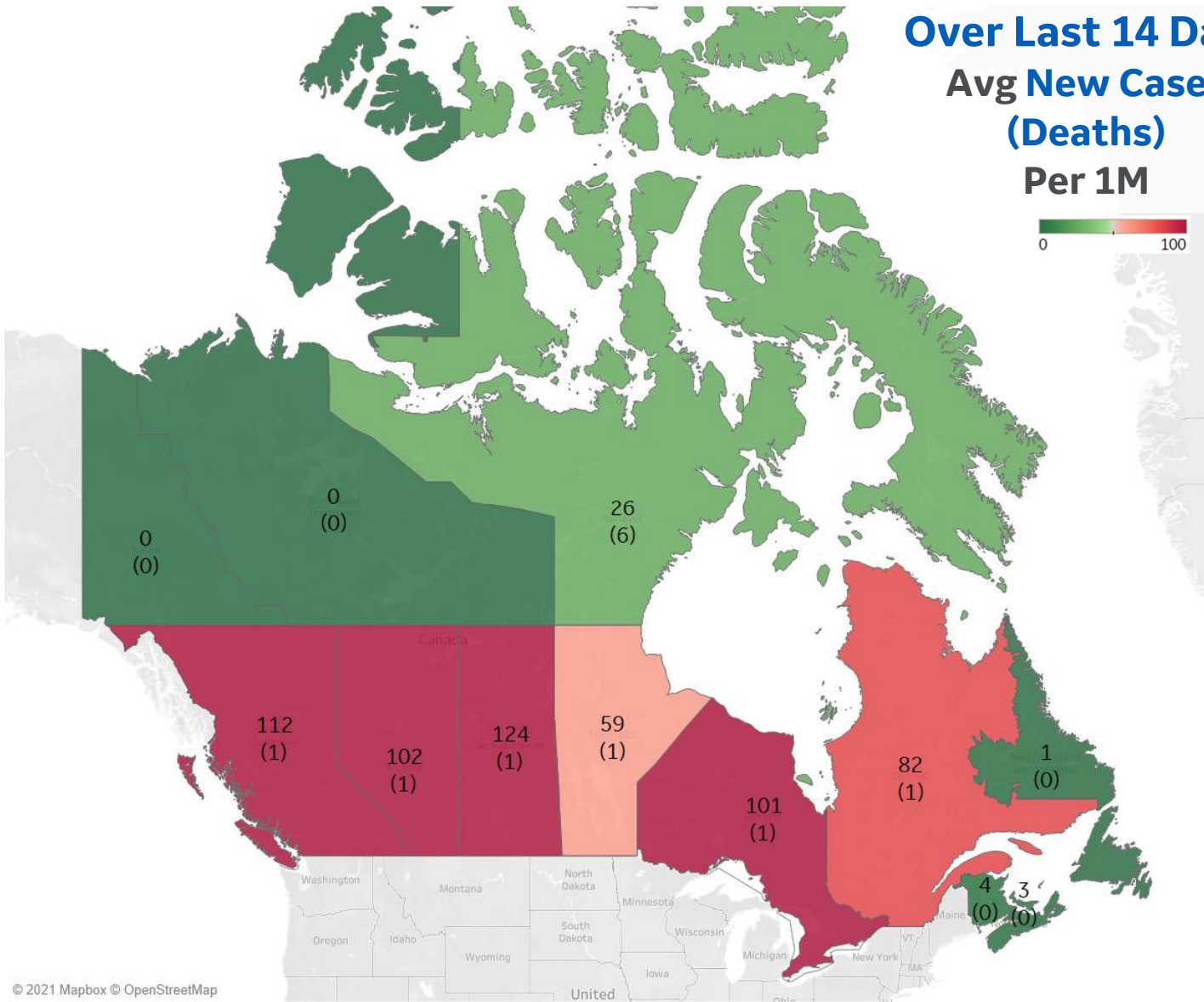
	Today	Change
Active Cases	930	+2.2%
Confirmed	129 new	+0.5%
Deaths	1 new	+0.2%
Recovered	108 new	+0.5%

## Most Daily New Cases / 1M

Saskatchewan	124
Ontario	101
Alberta	102
British Columbia	112
Quebec	82
Manitoba	59

\* Excludes regions with population < 1M

## Over Last 14 Days Avg New Cases (Deaths) Per 1M







# Central & South America

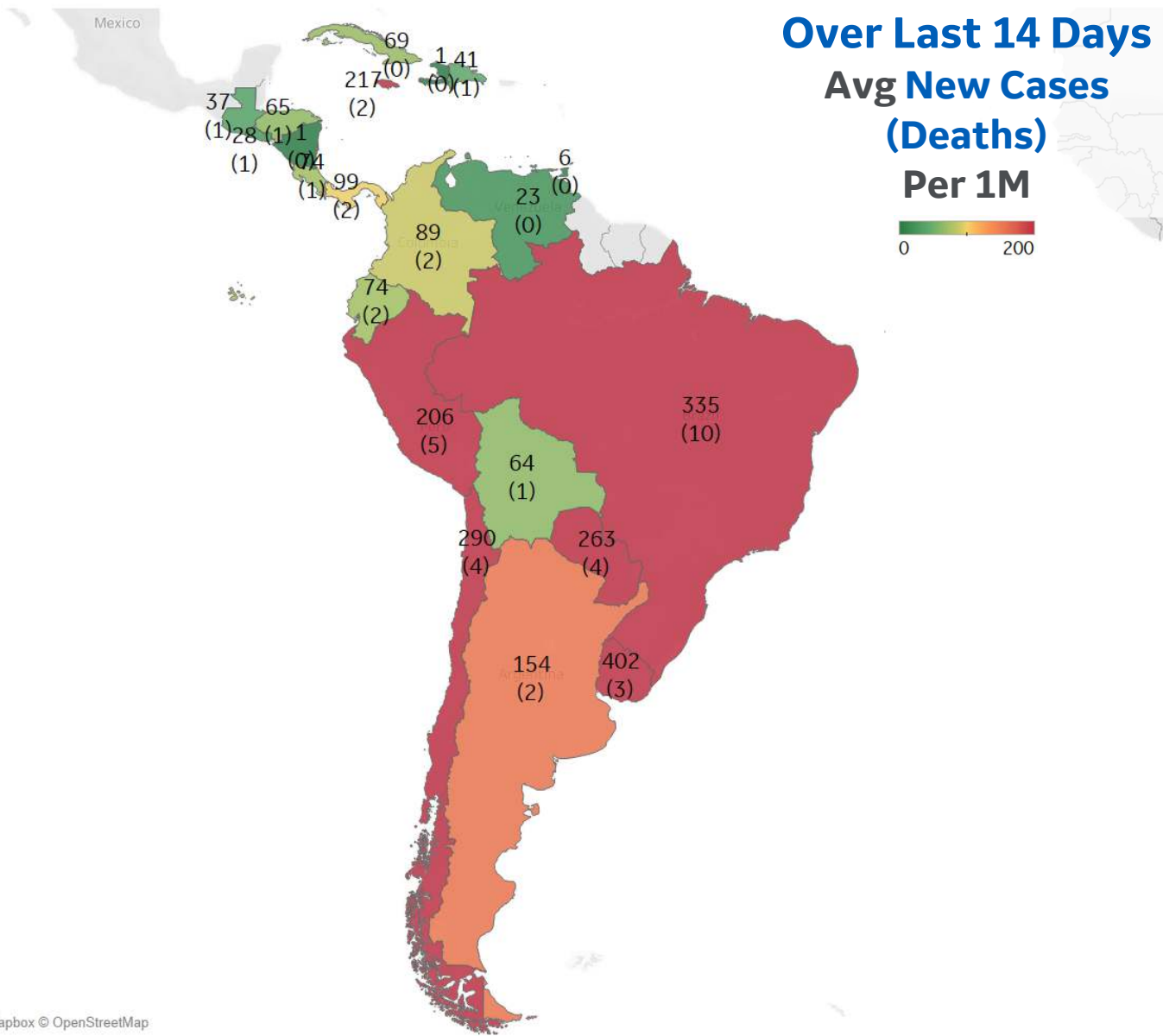
## Per 1M in Region

	Today	Change
Active Cases	3,366	-2.9%
Confirmed	147 new	+0.4%
Deaths	4 new	+0.3%
Recovered	245 new	+0.7%

## Most Daily New Cases / 1M

Uruguay	402
Brazil	335
Chile	290
Paraguay	263
Jamaica	217
Peru	206
Argentina	154
Panama	99
Colombia	89
Ecuador	74

\* Excludes regions with population < 1M





# Brazil

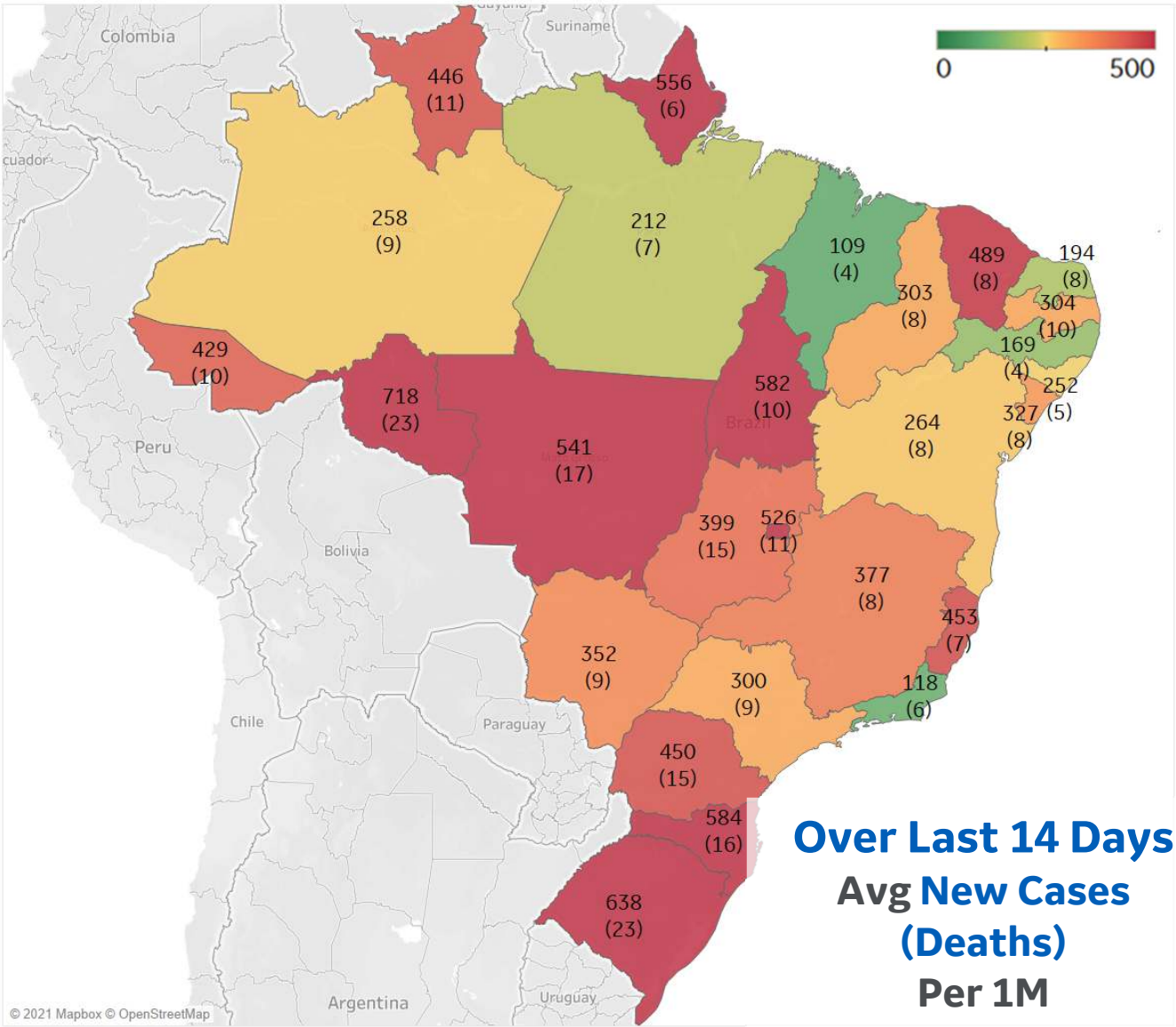
## Per 1M in Region

	Today	Change
Active Cases	5,366	-4.5%
Confirmed	232 new	+0.4%
Deaths	7 new	+0.5%
Recovered	481 new	+1.0%

## Most Daily New Cases / 1M

Rondônia	718
Rio Grande do ..	638
Santa Catarina	584
Tocantins	582
MatoGrosso	541
Distrito Federal	526
Ceará	489
Espírito Santo	453
Paraná	450
Goiás	399

\* Excludes regions with population < 1M



Over Last 14 Days  
Avg New Cases  
(Deaths)  
Per 1M



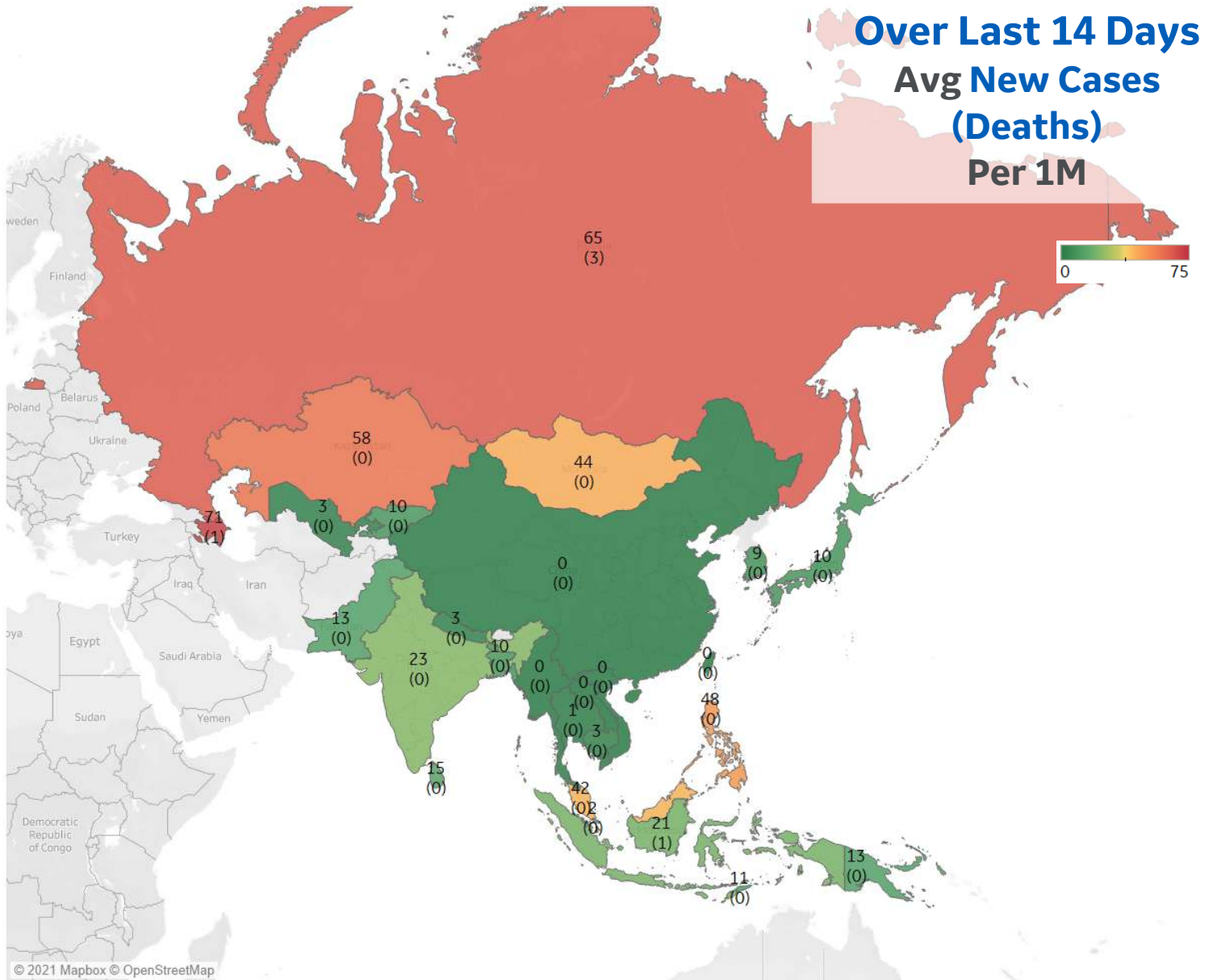
## Per 1M in Region

	Today	Change
Active Cases	233	+2.0%
Confirmed	17 new	+0.3%
Deaths	0.2 new	+0.2%
Recovered	13 new	+0.3%

## Most Daily New Cases / 1M

Azerbaijan	71
Russia	65
Kazakhstan	58
Philippines	48
Mongolia	44
Malaysia	42
India	23
Indonesia	21
Sri Lanka	15
Papua New Guin..	13

\* Excludes regions with population < 1M





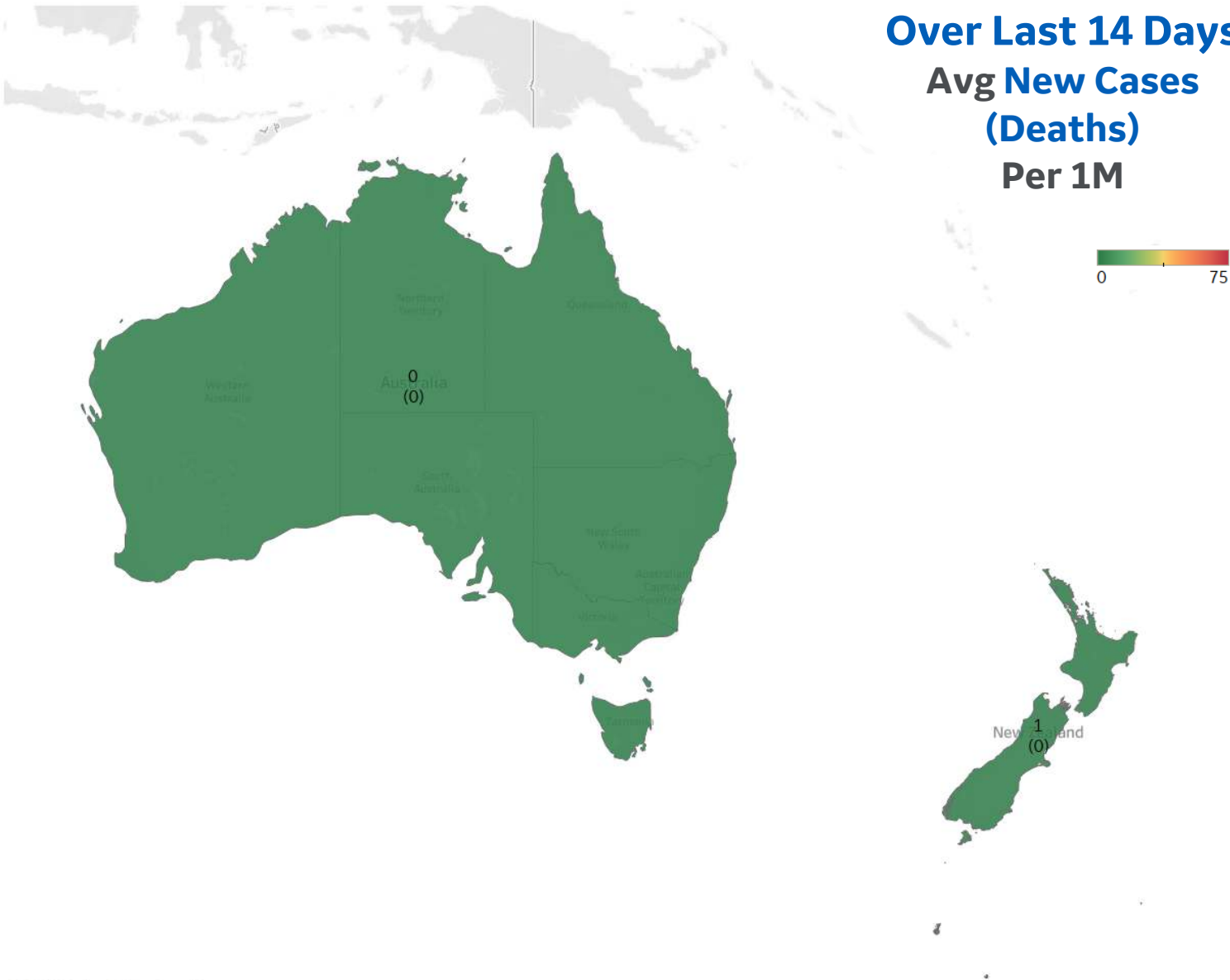


## Per 1M in Region

	Today	Change
Active Cases	173	+0%
Confirmed	0 new	+0%
Deaths	0 new	+0%
Recovered	0 new	+0%

## Most Daily New Cases / 1M

New Zealand	1
Australia	0



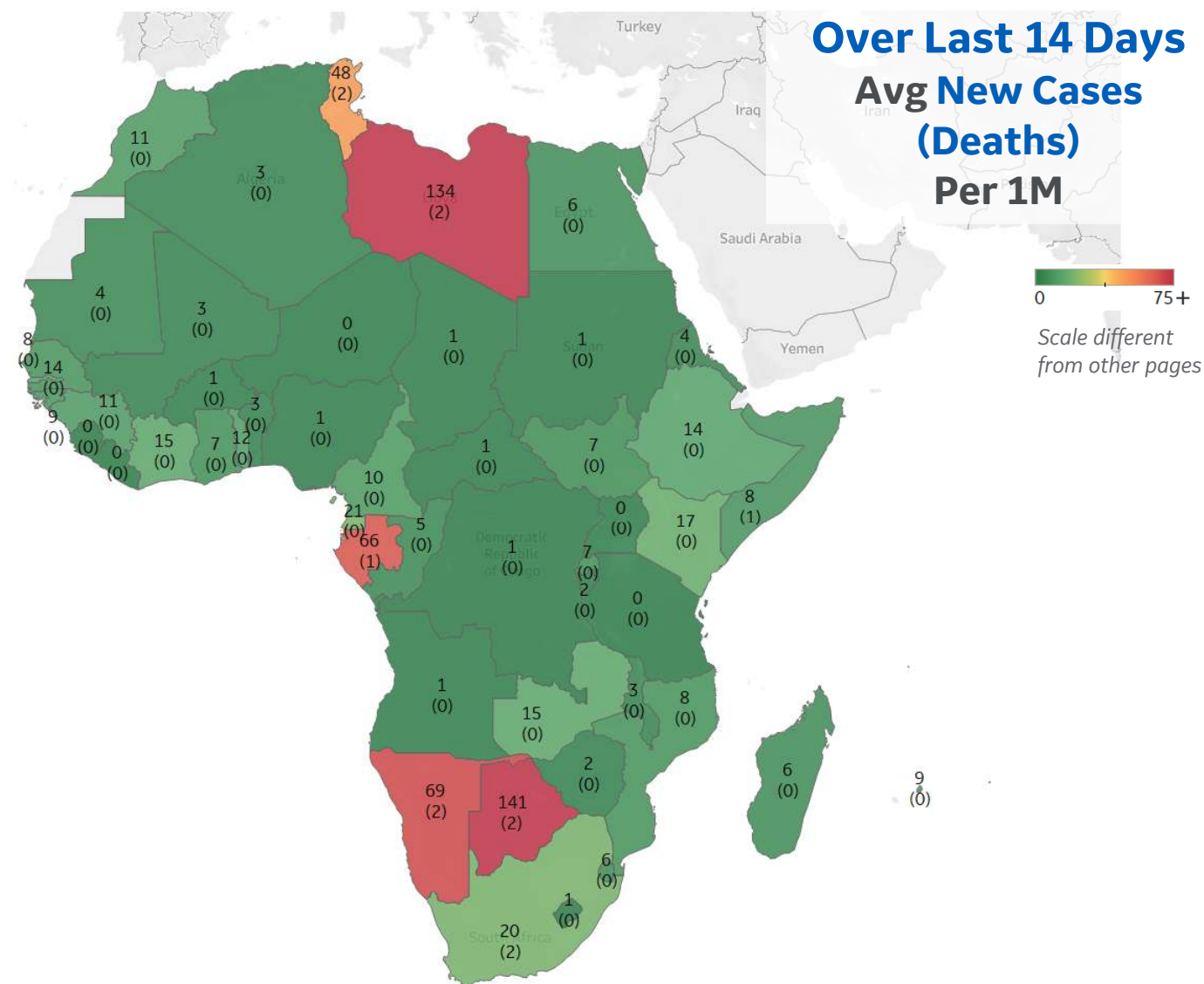


	Today	Change
Active Cases	236	+0.0%
Confirmed	7 new	+0.2%
Deaths	0.2 new	+0.2%
Recovered	7 new	+0.3%

	Today	Change
Active Cases	236	+0.0%
Confirmed	7 new	+0.2%
Deaths	0.2 new	+0.2%
Recovered	7 new	+0.3%

Botswana	141
Libya	134
Namibia	69
Gabon	66
Tunisia	48
Eq. Guinea	21
South Africa	20
Kenya	17
Zambia	15
Cote d'Ivoire	15

\* Excludes regions with population < 1M





# Sources



\*\* Per 1M = Per 1 Million Population unless otherwise noted

Worldwide Survival Rate, last 30d calculation =  
[(Total Confirmed – Total Confirmed 30d ago) – (Total Deaths-Total Deaths 30d ago)] / (Total Confirmed – Total Confirmed 30d ago)

**Johns Hopkins Coronavirus Resource Center:**

<https://coronavirus.jhu.edu/map.html>

**Worldometer Coronavirus Reporting:**

<https://www.worldometers.info/coronavirus/>

**Public Health England:**

<https://www.gov.uk/government/publications/covid-19-track-coronavirus-cases>

**US Department of Homeland Security, Homeland Infrastructure Foundation-Level Data:**

<https://hifld-geoplatform.opendata.arcgis.com/datasets/hospitals>

**National Health Commission of the PRC:**

<http://www.nhc.gov.cn/xcs/yqtb/202003/bf66696029ba420098164607240074f8.shtml>

**CDC, Severe Outcomes Among Patients with Coronavirus Disease 2019 (COVID-19):**

<https://www.cdc.gov/mmwr/volumes/69/wr/mm6912e2.htm>

**Italian Department of Civil Protection, COVID Monitoring:**

<http://opendatadpc.maps.arcgis.com/apps/opsdashboard/index.html#/b0c68bce2cce478eaac82fe38d4138b1>

**The COVID Tracking Project:**

<https://covidtracking.com/data/>

**UK Office for National Statistics:**

<https://www.ons.gov.uk/peoplepopulationandcommunity/birthsdeathsandmarriages/deaths/bulletins/deathsregisteredweeklyinenglandandwalesprovisional/weekending24april2020>

**European Centre for Disease Prevention and Control:**

<https://www.ecdc.europa.eu/en/publications-data/download-data-hospital-and-icu-admission-rates-and-current-occupancy-covid-19>

**Secretary of Health, Mexico:**

<https://www.gob.mx/salud/en>

**Canada Regional Data:**

<https://health-infobase.canada.ca/covid-19/epidemiological-summary-covid-19-cases.html#fn1>

**Canada Regional Populations (Q4 2019):**

<https://www150.statcan.gc.ca/t1/tbl1/en/tv.action?pid=1710000901>

**CDC COVID Data Tracker:**

<https://covid.cdc.gov/covid-data-tracker/#vaccinations>