



Global Confirmed & Active Cases

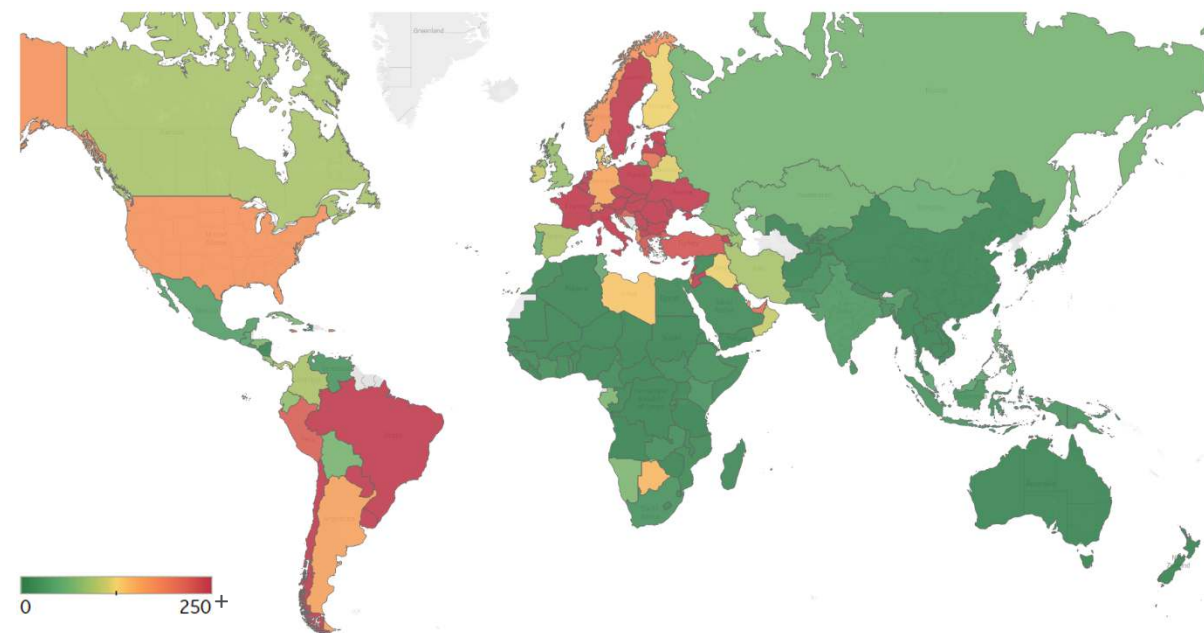


Trend since 22 Jan 2020



Avg. Daily New Cases / 1M

Over the last 14 days



Per 1M:	New Today	Change from 30 days ago
Active	29	+11%
Confirmed	74	+12%
Deaths	1	+11%
Recovered	44	+12%
	To Date	Last 30 Days
Worldwide Survival Rate	97.8%	97.9%

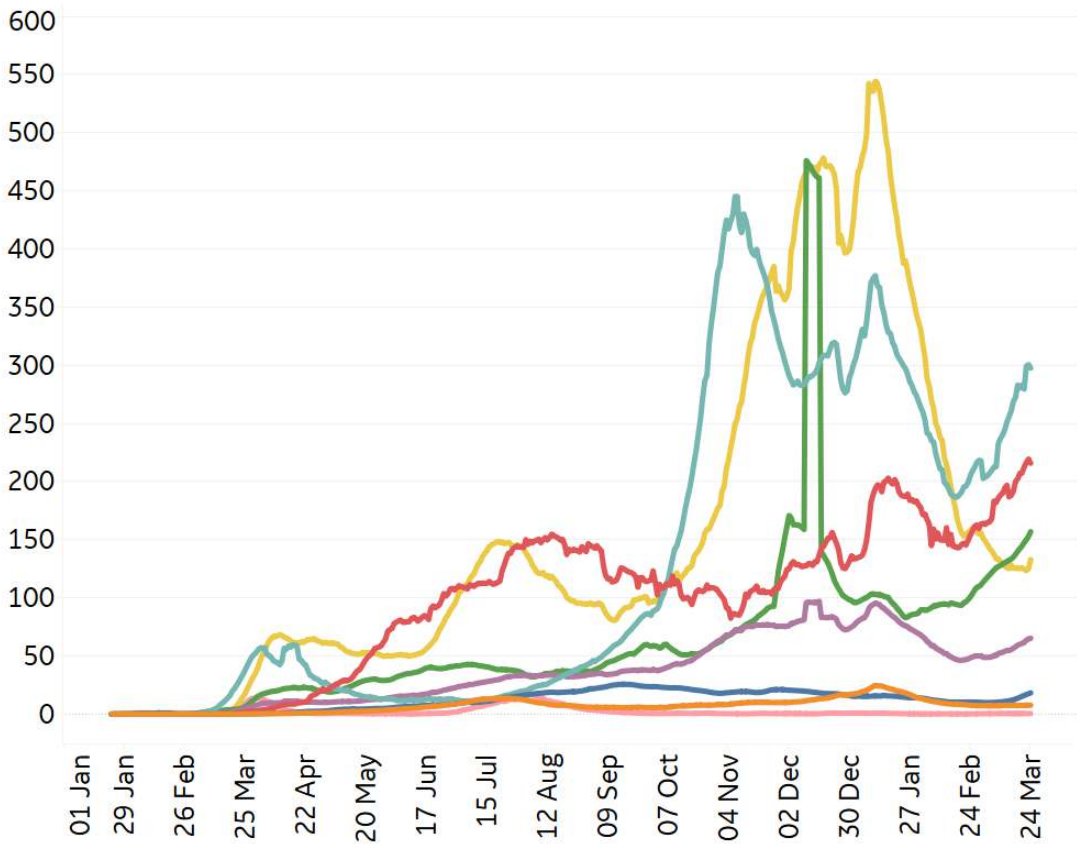


New Confirmed Cases & New Deaths

Key **World** **North America** **Europe** **Middle East** **Cent & South America** **Asia** **Africa** **Oceania**

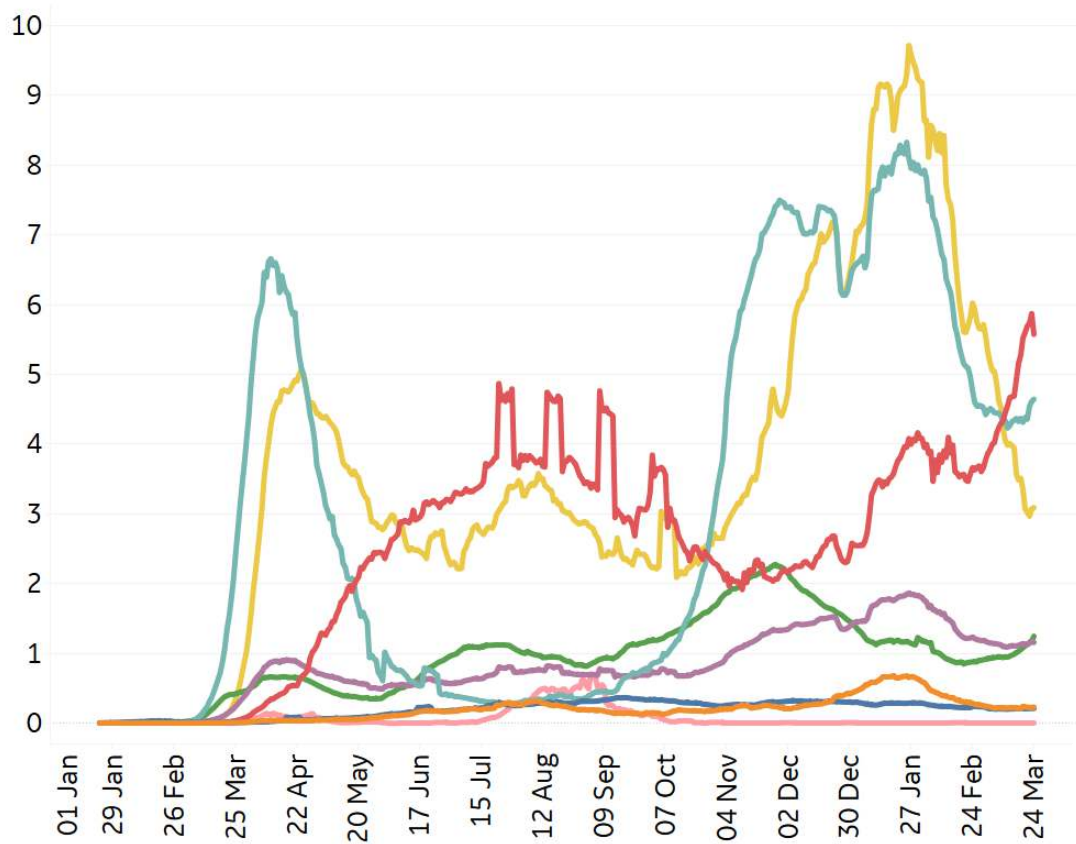
New Confirmed Cases / 1M

7-day rolling average



New Deaths / 1M

7-day rolling average



*Large jump in Middle East confirmed cases due to batched reporting of 823,225 new cases in **Turkey** on 10 Dec



Top 50 Countries: Per 1M



1 - 25

	Average over last 7 days		Total Since 22 Jan			Change from 14d Ago in 14 day avg of daily new	
	New Confirmed	New Deaths	Total Confirmed	Estimated Recovered	Total Deaths	Confirmed	Deaths
Czechia	794	18	138,810	123,815	2,359	-19%	6%
Belgium	381	2	73,263	66,596	1,966	61%	22%
Hungary	904	23	61,458	47,815	1,962	60%	48%
Slovenia	413	3	100,334	93,019	1,921	8%	-19%
UK	81	1	63,734	60,709	1,865	-14%	-57%
Bos. and Herz.	437	17	48,219	40,717	1,849	87%	107%
Bulgaria	521	14	45,638	37,011	1,786	73%	45%
Italy	376	7	56,910	49,900	1,759	16%	33%
North Macedo..	480	11	58,668	50,743	1,702	50%	106%
Slovakia	264	14	64,570	58,673	1,696	-27%	-19%
Portugal	45	1	80,299	77,980	1,648	-40%	-61%
US	174	3	90,667	86,641	1,647	-7%	-33%
Spain	86	3	69,176	66,268	1,577	4170%	-49%
Peru	198	4	44,925	40,324	1,531	17%	-14%
France	367	4	67,022	60,198	1,426	17%	-20%
Croatia	255	4	63,488	59,005	1,420	79%	37%
Brazil	354	11	57,490	51,287	1,415	16%	45%
Panama	101	2	81,599	78,854	1,406	-24%	-36%
EU	331	5	57,365	51,563	1,345	30%	1%
Poland	618	9	56,033	46,978	1,330	75%	36%
Sweden	480	2	75,846	68,177	1,323	18%	-9%
Lithuania	216	4	77,512	73,422	1,289	-4%	5%
Colombia	110	3	46,248	43,700	1,226	39%	7%
Argentina	163	2	50,223	46,791	1,216	19%	-7%
Switzerland	182	2	67,954	64,431	1,187	33%	39%

26 - 50

	Average over last 7 days		Total Since 22 Jan			Change from 14d Ago in 14 day avg of daily new	
	New Confirmed	New Deaths	Total Confirmed	Estimated Recovered	Total Deaths	Confirmed	Deaths
Romania	283	6	47,466	42,497	1,174	40%	33%
Chile	326	4	49,580	44,232	1,172	33%	16%
Moldova	392	8	54,534	47,984	1,155	20%	42%
Armenia	291	6	62,831	58,092	1,147	132%	160%
Austria	350	3	58,100	52,492	1,016	31%	23%
Kosovo	451	7	45,614	39,504	981	33%	49%
Latvia	261	5	52,418	47,601	981	-12%	-10%
Netherlands	408	2	72,289	66,083	964	38%	-21%
Ireland	114	2	47,018	44,546	937	-2%	-51%
Georgia	92	2	69,846	67,665	933	18%	-27%
Lebanon	455	8	65,742	58,532	865	2%	8%
Albania	167	4	42,496	39,151	754	-35%	-32%
Ukraine	299	6	37,271	32,764	740	64%	66%
Israel	97	2	95,896	93,043	711	-61%	-30%
Estonia	1,042	8	74,637	58,913	620	8%	22%
Jordan	811	9	55,165	43,386	606	57%	117%
Serbia	574	4	64,856	56,499	577	30%	77%
Costa Rica	84	1	41,899	40,228	571	29%	9%
West Bank an..	441	5	50,355	43,746	547	13%	59%
Denmark	130	0	39,464	37,306	415	16%	-38%
Bahrain	432	2	81,268	75,178	298	15%	-21%
Kuwait	313	2	52,228	47,566	294	7%	37%
UAE	206	1	45,154	42,107	147	-27%	-46%
Qatar	180	0	60,857	58,341	96	6%	100%
Total World	65	1	16,107	14,890	354	21%	1%

Change from 14d ago:
Compares 14d-avgs. of Daily New Cases/Deaths
today with 14d-avgs. from 14d ago

Estimated Recovered: Cases 14d ago - Deaths today

Short-term positivity rate in **Israel** decreased 62% since 1 Jan 2021

Top 50 countries selected by Cases / 1M
Sorted by Total Deaths / 1M
Excluded countries with population < 1M



Top 50 Countries: Raw Volume

Updated 25 Mar 2021, 3:30 GMT

4

1 - 25

	Average over last 7 days		Total Since 22 Jan			Change from 14d Ago in 14 day avg of daily new	
	New Confirmed	New Deaths	Total Confirmed	Estimated Recovered	Total Deaths	Confirmed	Deaths
EU	147,493	2,270	25,541,902	22,958,587	598,913	30%	1%
US	57,532	978	30,010,928	28,678,449	545,281	-7%	-33%
Brazil	75,168	2,273	12,220,011	10,901,620	300,685	16%	45%
Mexico	4,756	531	2,208,755	1,944,859	199,627	-23%	-26%
India	44,704	211	11,787,534	11,124,869	160,692	110%	69%
UK	5,521	79	4,326,645	4,121,258	126,621	-14%	-57%
Italy	22,722	415	3,440,862	3,017,029	106,339	16%	33%
Russia	9,203	401	4,433,364	4,208,102	94,624	-12%	2%
France	23,980	239	4,374,774	3,929,346	93,083	17%	-20%
Germany	16,031	206	2,722,988	2,466,297	75,484	44%	-29%
Spain	4,029	136	3,234,319	3,098,357	73,744	4170%	-49%
Colombia	5,579	128	2,353,210	2,223,566	62,394	39%	7%
Iran	7,457	79	1,823,317	1,653,117	62,045	-7%	-6%
Argentina	7,350	102	2,269,877	2,114,748	54,946	19%	-7%
South Africa	1,073	105	1,540,009	1,471,802	52,372	-5%	-9%
Peru	6,523	136	1,481,259	1,329,549	50,474	17%	-14%
Poland	23,385	330	2,120,671	1,777,973	50,340	75%	36%
Indonesia	5,596	153	1,476,452	1,358,595	39,983	-16%	-23%
Ukraine	13,071	262	1,630,013	1,432,897	32,368	64%	66%
Turkey	22,961	109	3,091,282	2,791,481	30,462	72%	31%
Czechia	8,503	194	1,486,510	1,325,937	25,258	-19%	6%
Belgium	4,421	27	849,090	771,819	22,786	61%	22%
Canada	3,824	28	951,438	879,495	22,739	17%	-21%
Romania	5,451	113	913,143	817,537	22,579	40%	33%
Chile	6,224	84	947,783	845,547	22,402	33%	16%

26 - 50

	Average over last 7 days		Total Since 22 Jan			Change from 14d Ago in 14 day avg of daily new	
	New Confirmed	New Deaths	Total Confirmed	Estimated Recovered	Total Deaths	Confirmed	Deaths
Hungary	8,733	219	593,710	461,908	18,952	60%	48%
Portugal	460	12	818,787	795,143	16,805	-40%	-61%
Ecuador	1,601	34	316,807	280,301	16,540	11%	-8%
Netherlands	6,994	30	1,238,664	1,132,326	16,510	38%	-21%
Iraq	5,011	34	809,092	726,377	14,095	14%	40%
Pakistan	3,597	44	640,988	583,469	14,028	102%	8%
Sweden	4,845	18	765,984	688,535	13,357	18%	-9%
Philippines	6,945	25	684,311	590,269	13,039	120%	19%
Bulgaria	3,621	100	317,116	257,166	12,413	73%	45%
Switzerland	1,572	16	588,118	557,627	10,276	33%	39%
Slovakia	1,443	75	352,528	320,332	9,261	-27%	-19%
Austria	3,149	28	523,269	472,768	9,151	31%	23%
Japan	1,415	30	460,595	433,482	8,929	24%	-31%
Morocco	393	6	492,842	478,500	8,786	8%	-28%
Bangladesh	2,579	22	580,808	544,342	8,763	224%	128%
Saudi Arabia	400	6	386,300	374,334	6,624	8%	13%
Jordan	8,277	90	562,857	442,670	6,181	57%	117%
Israel	836	14	830,028	805,338	6,154	-61%	-30%
Panama	437	7	352,082	340,236	6,065	-24%	-36%
Lebanon	3,106	52	448,721	399,504	5,903	2%	8%
Serbia	5,016	33	566,669	493,657	5,039	30%	77%
Belarus	1,226	9	313,852	295,939	2,184	-4%	-2%
UAE	2,033	6	446,594	416,453	1,456	-27%	-46%
Malaysia	1,365	4	336,808	316,471	1,246	-26%	-47%
Total World	505,735	8,951	124,776,122	115,351,129	2,743,519	21%	1%

*Change from 14d ago:
Compares 14d-avgs. of Daily New Cases/Deaths today with 14d-avgs. from 14d ago

Estimated Recovered: Cases 14d ago - Deaths today

In the past 7 days, confirmed cases in **Hungary** increased 11% (+61,132 cases)

Top 50 countries selected by Total Cases
Sorted by Raw Total Deaths
Excluded countries with population < 1M

N/A** due to inconsistent reporting of Recovered Cases



United States: Per 1M



1 - 25

	Average over last 7 days		Total Since 22 Jan			Change from 14d Ago in 14 day avg of daily new	
	New Confirmed	New Deaths	Total Confirmed	Estimated Recovered	Total Deaths	Confirmed	Deaths
New Jersey	470	4	98,842	89,902	2,735	16%	-24%
New York	402	4	93,377	85,502	2,556	1%	-19%
Massachusetts	279	5	89,926	83,902	2,462	15%	-18%
Rhode Island	354	2	127,253	119,873	2,460	7%	-22%
Mississippi	97	2	102,019	97,933	2,346	-21%	-43%
Arizona	69	5	115,109	111,529	2,314	-45%	-38%
Connecticut	308	2	84,712	78,761	2,202	28%	-36%
South Dakota	227	1	131,542	126,645	2,175	12%	-50%
Louisiana	99	3	95,126	91,520	2,163	-22%	-14%
Alabama	94	4	104,567	100,121	2,139	1%	-45%
North Dakota	134	1	133,849	130,068	1,962	28%	27%
Pennsylvania	255	2	78,059	72,918	1,942	16%	-36%
Indiana	119	2	101,014	97,470	1,927	-2%	-35%
New Mexico	93	3	90,744	87,550	1,864	-25%	-61%
Illinois	157	2	96,877	93,059	1,847	7%	-31%
Arkansas	66	3	109,078	106,084	1,842	-58%	3660%
Iowa	151	1	110,169	106,397	1,803	-7%	-53%
S. Carolina	217	3	105,643	100,883	1,759	-20%	-28%
Georgia	146	4	98,837	95,105	1,757	-39%	-36%
Tennessee	178	3	117,802	113,455	1,727	1%	-45%
Michigan	376	2	70,748	64,647	1,697	106%	-20%
Nevada	75	3	97,958	94,782	1,689	-10%	-8%
Kansas	70	2	103,833	101,156	1,660	-32%	-77%
Texas	118	4	95,402	91,826	1,645	-34%	-36%
Delaware	249	3	95,320	89,710	1,576	16%	-52%

26 - 51

	Average over last 7 days		Total Since 22 Jan			Change from 14d Ago in 14 day avg of daily new	
	New Confirmed	New Deaths	Total Confirmed	Estimated Recovered	Total Deaths	Confirmed	Deaths
Ohio	134	1	85,949	82,565	1,572	-10%	-73%
Florida	217	2	94,128	89,615	1,529	-11%	-44%
DC	159	2	61,771	58,028	1,492	-23%	-56%
California	67	4	92,370	89,930	1,467	-38%	-21%
West Virginia	198	4	77,459	73,397	1,461	23%	542%
Missouri	95	2	93,999	91,187	1,431	4%	-64%
Maryland	165	3	66,593	63,078	1,359	18%	0%
Montana	158	5	96,995	93,389	1,339	21%	13%
Kentucky	138	26	94,612	91,113	1,312	-23%	174%
Wisconsin	104	2	108,426	105,778	1,247	-8%	-47%
Oklahoma	95	2	110,219	107,506	1,226	-36%	-66%
Minnesota	217	1	90,173	86,202	1,217	28%	-65%
Wyoming	108	0	96,564	93,854	1,201	-15%	-80%
Virginia	171	0	71,314	67,861	1,188	-5%	-86%
N. Carolina	163	2	85,932	82,558	1,134	-16%	-43%
Nebraska	127	3	106,978	104,126	1,119	-12%	-32%
Idaho	167	1	99,909	96,412	1,092	9%	-16%
Colorado	203	1	78,753	75,223	1,055	-9%	-14%
New Hampshire	226	3	59,955	56,067	903	27%	37%
Washington	103	1	46,947	44,903	683	-2%	-47%
Utah	132	2	119,382	116,734	649	-17%	-20%
Oregon	71	1	38,500	36,968	561	-3%	-43%
Maine	147	1	36,432	33,871	544	15%	-83%
Alaska	189	1	84,520	81,404	426	4%	-53%
Vermont	211	1	28,892	25,880	356	3%	10%
Hawaii	59	1	20,688	19,616	322	45%	-31%

*Change from 14d ago:
Compares 14d-avgs. of Daily New Cases/Deaths
today with 14d-avgs. from 14d ago

Estimated Recovered: Cases 14d ago - Deaths today

In **Texas**, the 7-day average number of new cases has dropped for 23 of the last 26 days,
more than any other state

Sorted by Total Deaths / 1M

N/As due to states revising and updating case counts



United States: Raw Volume



1 - 25

	Average over last 7 days		Total Since 22 Jan			Change from 14d Ago in 14 day avg of daily new	
	New Confirmed	New Deaths	Total Confirmed	Estimated Recovered	Total Deaths	Confirmed	Deaths
California	2,630	141	3,649,727	3,553,320	57,975	-38%	-21%
New York	7,820	78	1,816,518	1,663,313	49,717	1%	-19%
Texas	3,426	123	2,766,259	2,662,589	47,689	-34%	-36%
Florida	4,662	49	2,021,656	1,924,736	32,850	-11%	-44%
Pennsylvania	3,267	23	999,311	933,492	24,857	16%	-36%
New Jersey	4,173	35	877,936	798,525	24,292	16%	-24%
Illinois	1,992	22	1,227,613	1,179,225	23,408	7%	-31%
Georgia	1,550	43	1,049,397	1,009,772	18,660	-39%	-36%
Ohio	1,570	6	1,004,670	965,105	18,381	-10%	-73%
Massachusetts	1,920	34	619,816	578,294	16,970	15%	-18%
Michigan	3,753	20	706,550	645,623	16,949	106%	-20%
Arizona	504	37	837,849	811,788	16,842	-45%	-38%
Indiana	802	12	680,046	656,189	12,975	-2%	-35%
N. Carolina	1,707	20	901,262	865,870	11,894	-16%	-43%
Tennessee	1,218	19	804,492	774,805	11,792	1%	-45%
Alabama	462	18	512,711	490,911	10,487	1%	-45%
Virginia	1,462	-2	608,704	579,232	10,143	-5%	-86%
Louisiana	460	14	442,221	425,458	10,056	-22%	-14%
S. Carolina	1,118	17	543,925	519,418	9,055	-20%	-28%
Missouri	581	12	576,914	559,656	8,785	4%	-64%
Maryland	995	16	402,600	381,352	8,214	18%	0%
Connecticut	1,099	6	302,022	280,805	7,852	28%	-36%
Wisconsin	606	9	631,301	615,887	7,263	-8%	-47%
Mississippi	289	6	303,625	291,464	6,981	-21%	-43%
Minnesota	1,226	6	508,541	486,147	6,866	28%	-65%

26 - 51

	Average over last 7 days		Total Since 22 Jan			Change from 14d Ago in 14 day avg of daily new	
	New Confirmed	New Deaths	Total Confirmed	Estimated Recovered	Total Deaths	Confirmed	Deaths
Colorado	1,169	4	453,520	433,188	6,077	-9%	-14%
Kentucky	617	115	422,694	407,061	5,863	-23%	174%
Iowa	475	3	347,592	335,689	5,689	-7%	-53%
Arkansas	199	8	329,177	320,140	5,560	-58%	3660%
Nevada	230	8	301,727	291,944	5,203	-10%	-8%
Washington	784	6	357,499	341,931	5,200	-2%	-47%
Oklahoma	374	9	436,135	425,400	4,850	-36%	-66%
Kansas	205	6	302,497	294,700	4,836	-32%	-77%
New Mexico	195	5	190,275	183,578	3,909	-25%	-61%
West Virginia	355	8	138,818	131,539	2,619	23%	542%
Rhode Island	375	3	134,807	126,989	2,606	7%	-22%
Oregon	299	3	162,383	155,923	2,368	-3%	-43%
Nebraska	246	5	206,939	201,422	2,165	-12%	-32%
Utah	422	6	382,733	374,245	2,082	-17%	-20%
Idaho	298	2	178,544	172,294	1,952	9%	-16%
South Dakota	201	1	116,370	112,038	1,924	12%	-50%
Delaware	242	3	92,819	87,356	1,535	16%	-52%
North Dakota	102	1	102,001	99,120	1,495	28%	27%
Montana	169	5	103,666	99,812	1,431	21%	13%
New Hampshire	308	4	81,521	76,235	1,228	27%	37%
DC	112	1	43,595	40,953	1,053	-23%	-56%
Maine	197	1	48,972	45,530	731	15%	-83%
Wyoming	63	0	55,887	54,319	695	-15%	-80%
Hawaii	83	1	29,291	27,774	456	45%	-31%
Alaska	138	1	61,830	59,551	312	4%	-53%
Vermont	132	1	18,028	16,149	222	3%	10%

*Change from 14d ago:
Compares 14d-avgs. of Daily New Cases/Deaths
today with 14d-avgs. from 14d ago

Estimated Recovered: Cases 14d ago - Deaths today

In the last two weeks, the number of daily doses of the COVID-19 vaccine administered in
Georgia increased 85%

Sorted by Raw Total Deaths

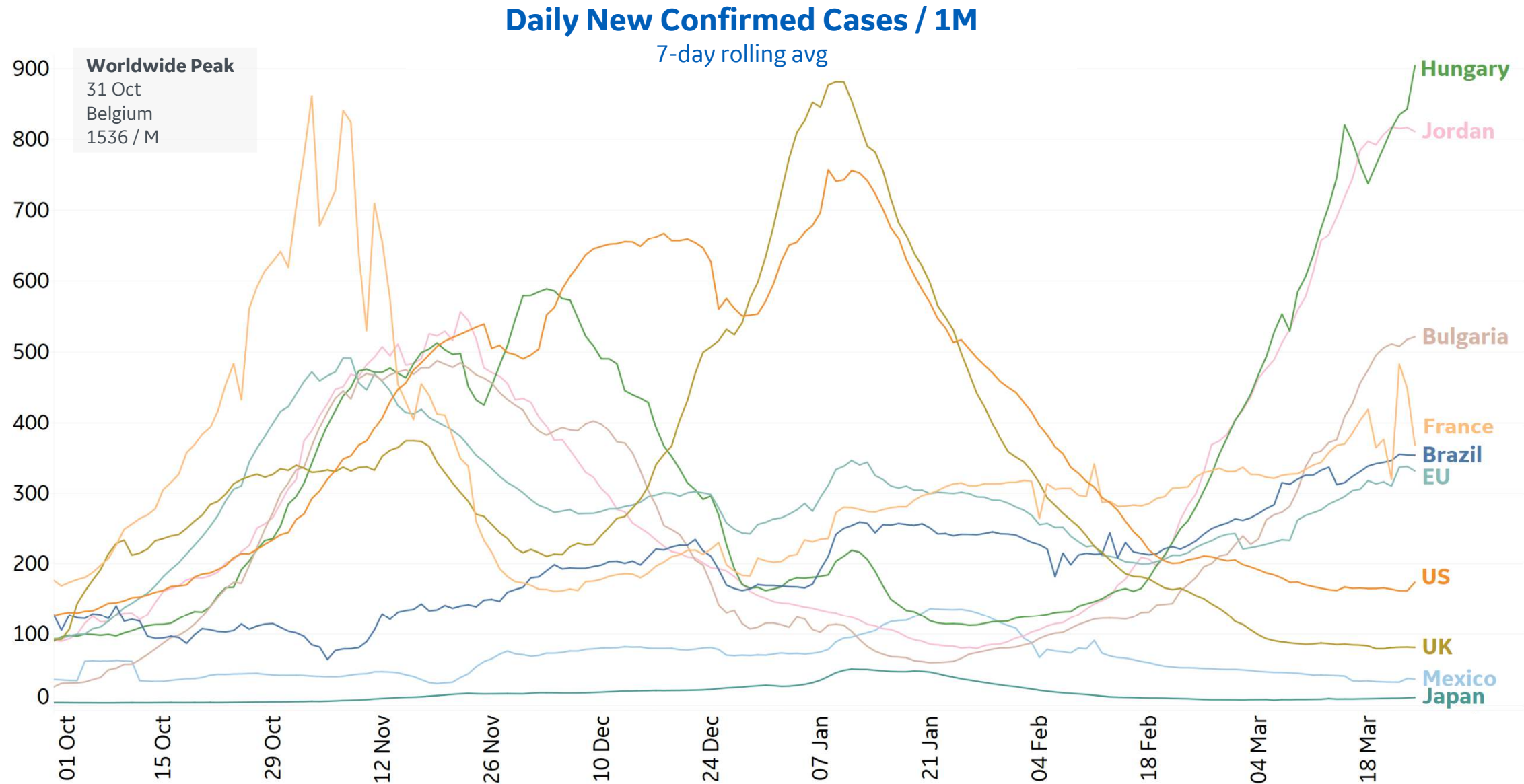
N/As due to states revising and updating case counts



New Confirmed Cases in Select Countries

Updated 25 Mar 2021, 3:30 GMT

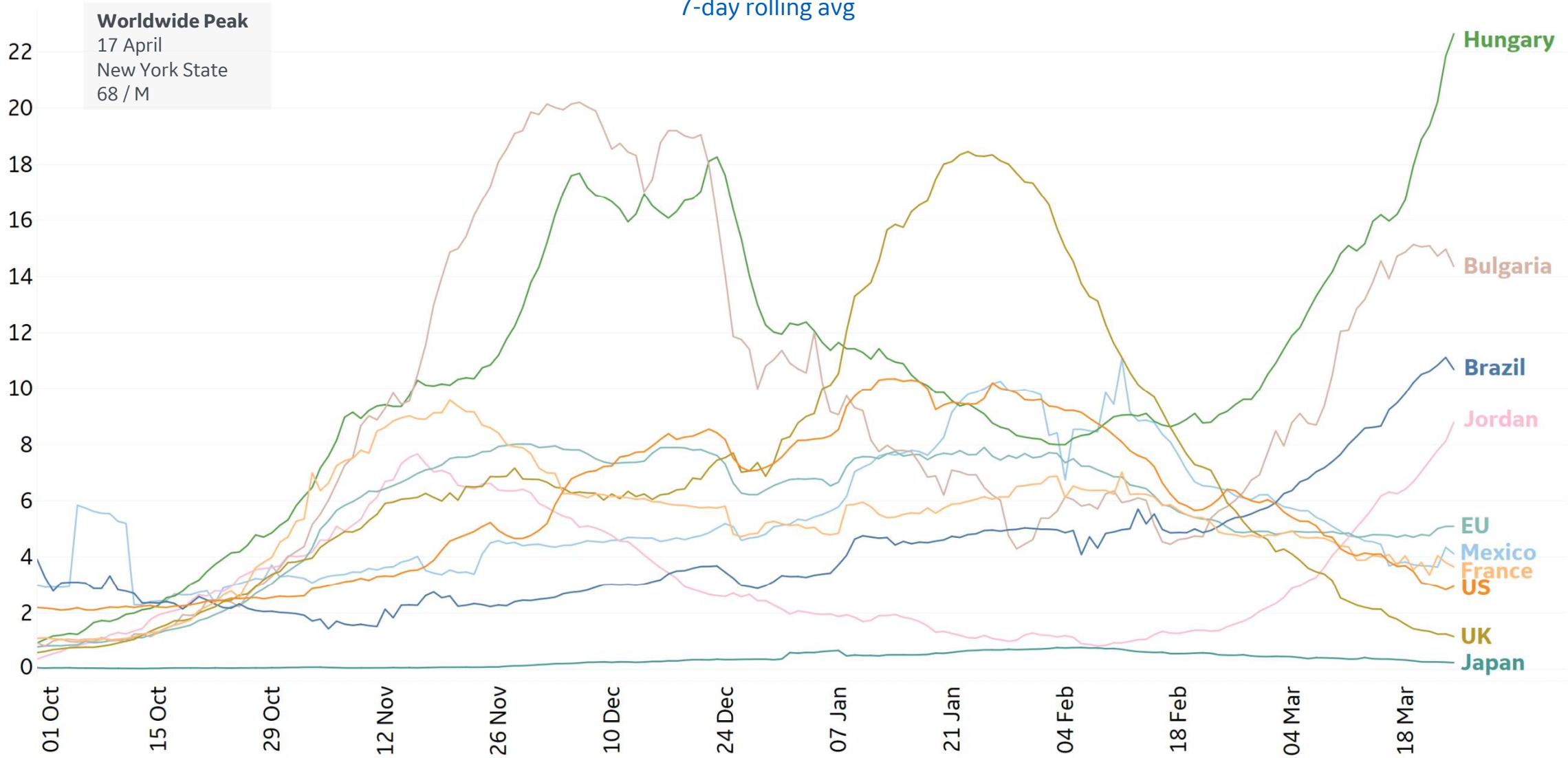
7

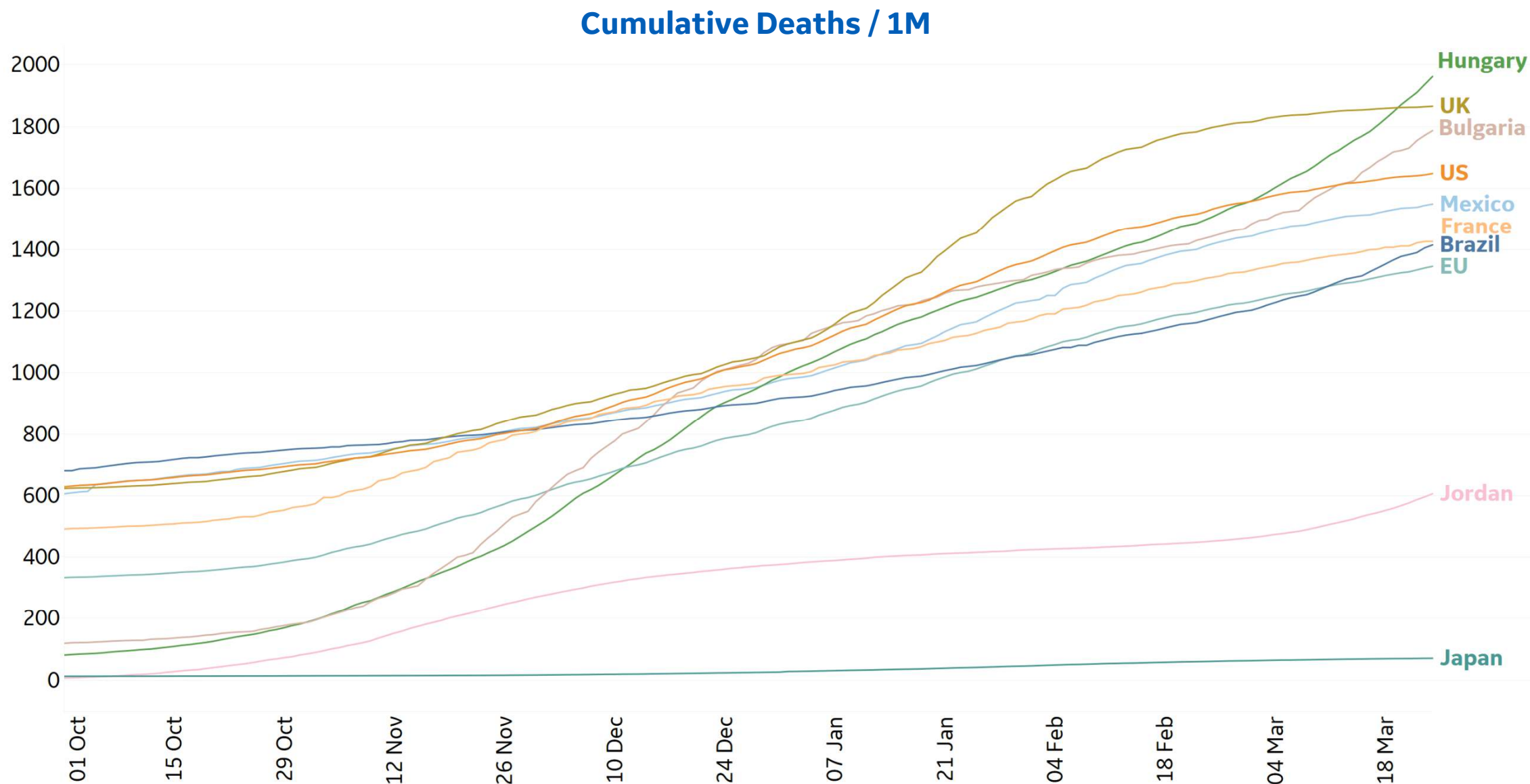




New Deaths in Select Countries

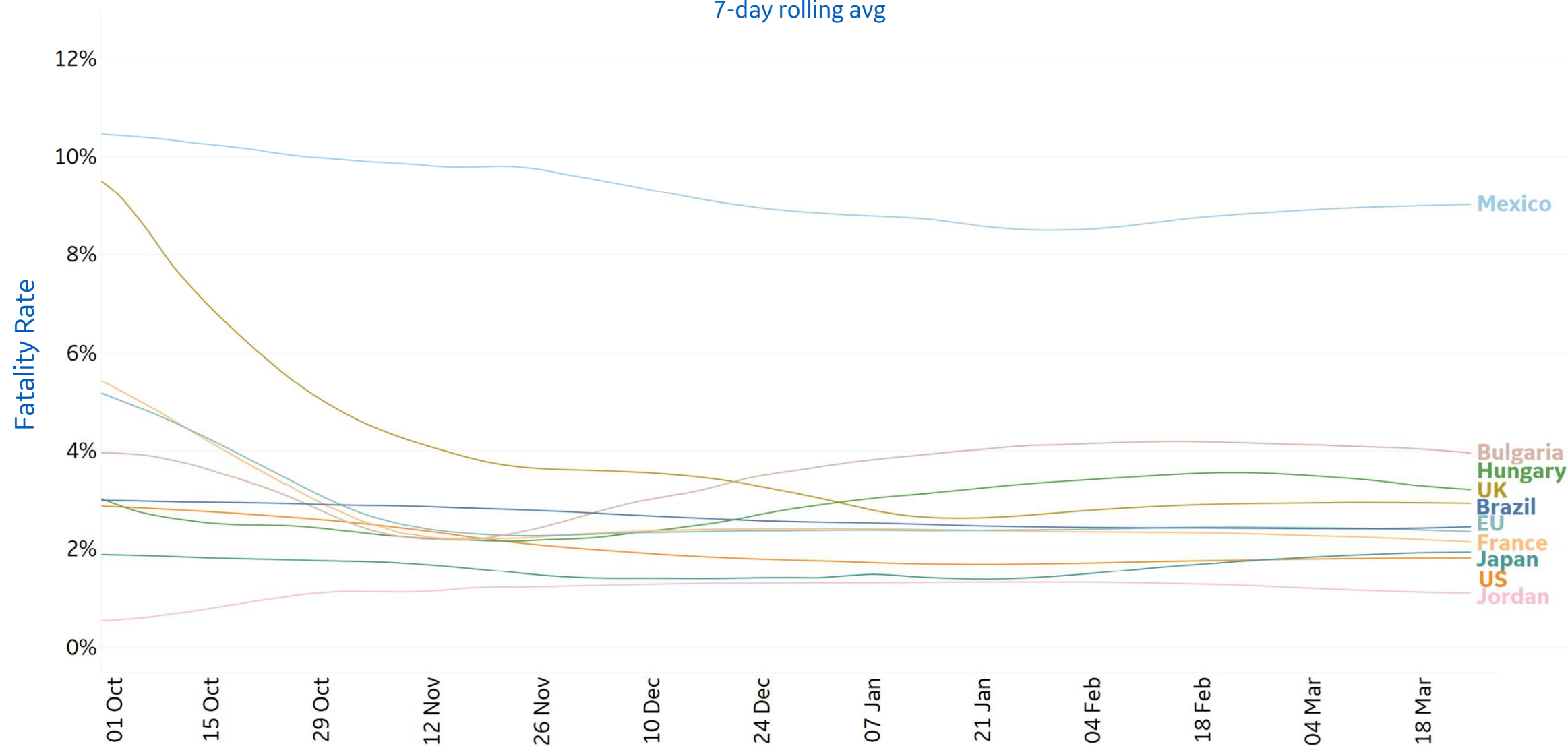
Daily New Deaths / 1M
7-day rolling avg







7-day rolling avg



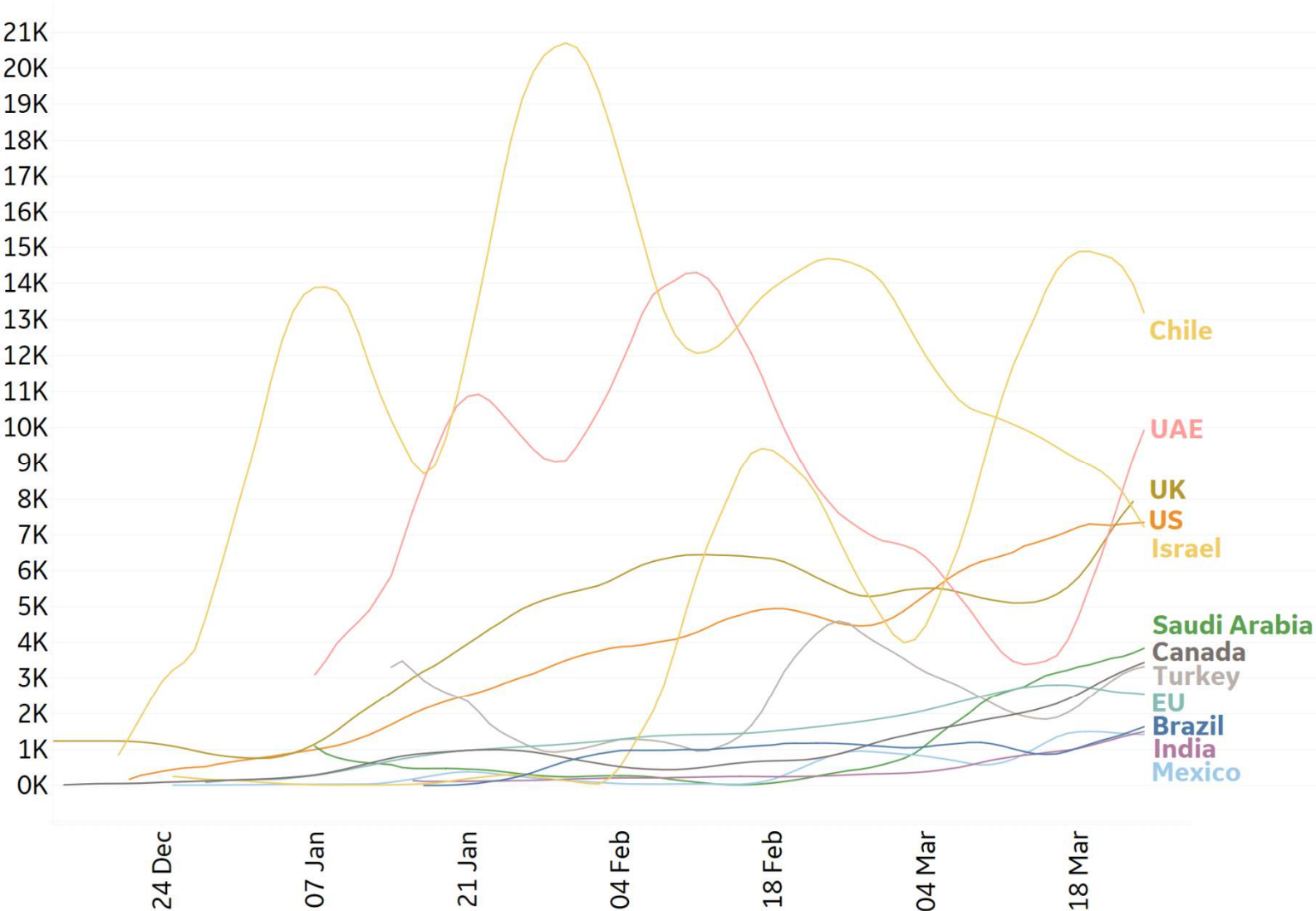


Daily & Total Vaccinations, Select Countries



Select countries with data available

Daily New Vaccinations / 1M, 7-day avg



	Total Vax per 1M	% of Population FULLY Vaccinated
Israel	1,139,108	53.8%
UAE	768,758	
Chile	473,625	16.2%
UK	406,778	2.8%
US	394,178	14.0%
Hungary	235,201	5.4%
Turkey	165,639	6.9%
Spain	141,592	4.9%
Italy	140,688	4.5%
EU	139,454	4.2%
Portugal	136,471	4.5%
France	121,455	3.5%
Germany	120,913	3.7%
Canada	116,418	1.7%
Saudi Arabia	104,753	
Brazil	75,009	1.8%
Mexico	47,461	0.6%
India	38,511	0.6%

*% Fully Vaccinated people for countries with data available



US State Vaccinations to Date



State	% Fully Vaccinated	% Rec'd at Least 1 Dose	Population
New Mexico	20.6%	33.7%	2,096,829
Alaska	20.3%	31.9%	731,545
South Dakota	19.0%	31.0%	884,659
Connecticut	17.3%	31.1%	3,565,287
North Dakota	17.1%	29.2%	762,062
Rhode Island	17.0%	30.0%	1,059,361
Hawaii	16.8%	28.6%	1,415,872
Iowa	16.6%	27.3%	3,155,070
Maine	16.5%	29.9%	1,344,212
West Virginia	16.3%	26.9%	1,792,147
Montana	16.2%	27.2%	1,068,778
Massachusetts	16.1%	30.0%	6,892,503
Wyoming	16.0%	24.6%	578,759
Wisconsin	16.0%	27.6%	5,822,434
Vermont	15.8%	29.8%	623,989
Minnesota	15.7%	27.7%	5,639,632
Colorado	15.6%	25.6%	5,758,736
Nebraska	15.6%	27.4%	1,934,408
New Jersey	15.4%	29.3%	8,882,190
Oklahoma	15.2%	28.1%	3,956,971
Washington	15.0%	26.4%	7,614,893
Arizona	14.8%	25.8%	7,278,717
Virginia	14.7%	26.7%	8,535,519
New Hampshire	14.7%	28.7%	1,359,711
Indiana	14.7%	22.6%	6,732,219

13.8%
Total US population
fully vaccinated
(137,576 per million)

25.4%
Total US population
having received
at least 1 dose
(253,644 per million)

Fully vaccinated people are persons who have received all doses required per vaccine

State	% Fully Vaccinated	% Rec'd at Least 1 Dose	Population
Maryland	14.5%	27.0%	6,045,680
Illinois	14.5%	26.8%	12,671,821
Ohio	14.5%	25.4%	11,689,100
Kentucky	14.4%	28.0%	4,467,673
Oregon	14.4%	24.8%	4,217,737
Idaho	14.4%	22.9%	1,787,065
Michigan	14.3%	25.1%	9,986,857
Pennsylvania	14.3%	28.0%	12,801,989
North Carolina	14.2%	26.0%	10,488,084
Kansas	14.1%	26.2%	2,913,314
Delaware	13.9%	26.6%	973,764
Louisiana	13.8%	23.5%	4,648,794
Nevada	13.7%	24.6%	3,080,156
Florida	13.7%	24.5%	21,477,737
California	13.5%	26.6%	39,512,223
New York	13.3%	27.2%	19,453,561
South Carolina	13.1%	24.1%	5,148,714
Mississippi	12.8%	22.4%	2,976,149
Missouri	12.6%	23.2%	6,137,428
Alabama	12.0%	20.8%	4,903,185
Arkansas	11.8%	23.0%	3,017,804
Tennessee	11.6%	21.9%	6,829,174
Georgia	11.2%	20.0%	10,617,423
Texas	11.2%	22.3%	28,995,881
Utah	10.0%	22.5%	3,205,958



Europe & Middle East

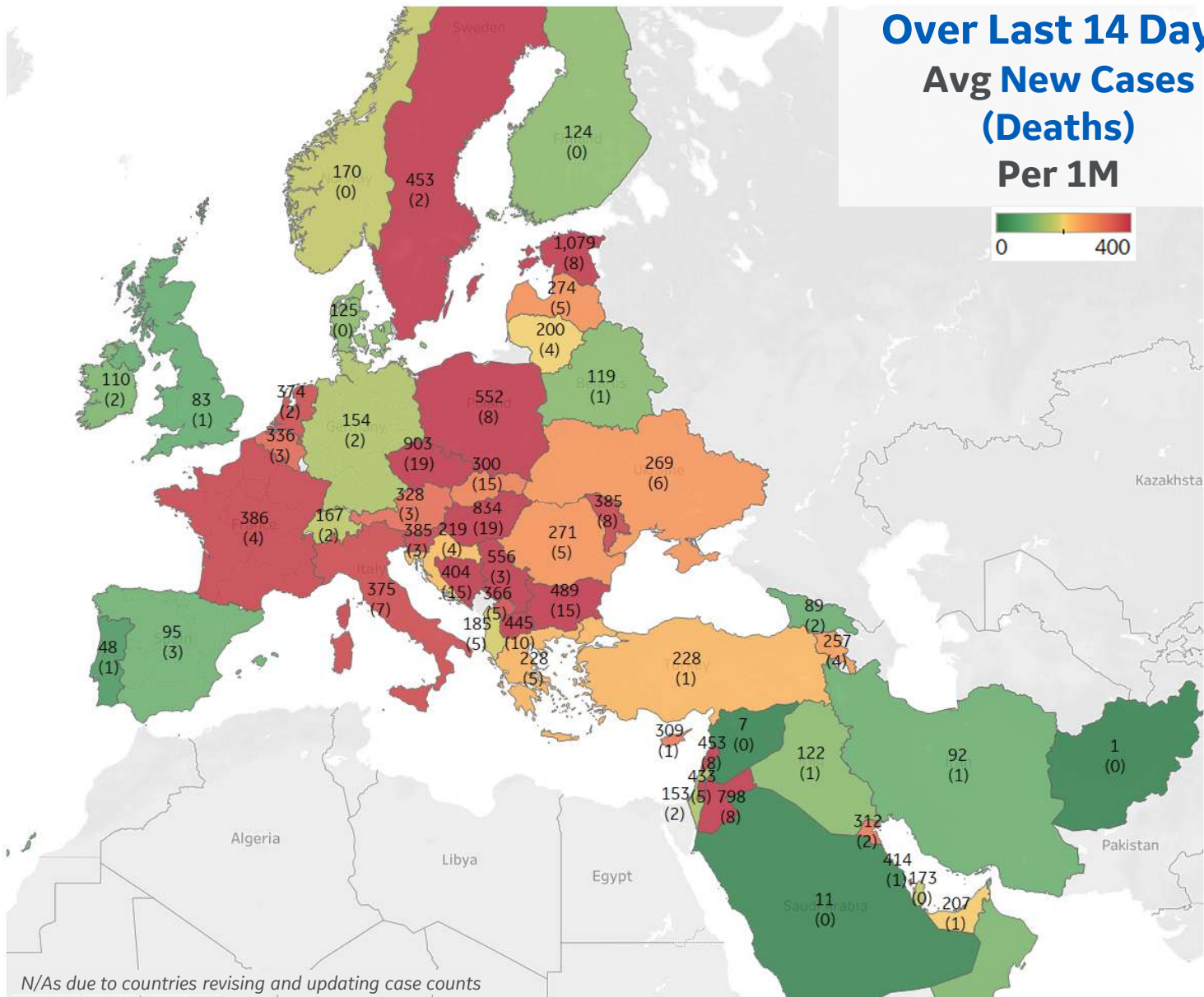
Per 1M in Region

	Today	Change
Active Cases	18,951	+0.6%
Confirmed	262 new	+0.6%
Deaths	4 new	+0.4%
Recovered	150 new	+0.6%

Most Daily New Cases / 1M

Estonia	1,079
Czechia	903
Hungary	834
Jordan	798
Serbia	556
Poland	552
Bulgaria	489
Sweden	453
Lebanon	453
North Macedonia	445

* Excludes regions with population < 1M



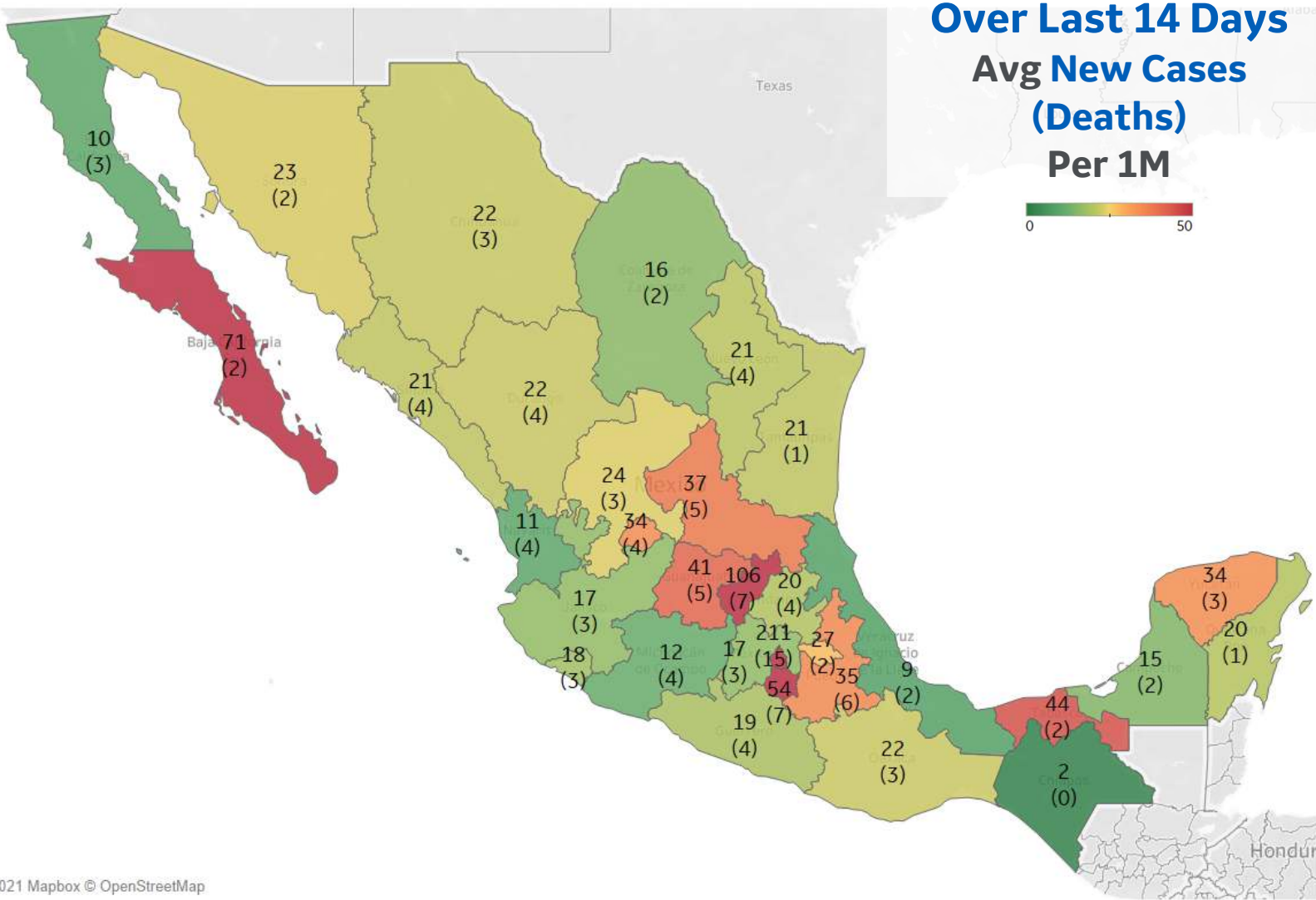


Per 1M in Region

	Today	Change
Active Cases	2,014	+0.4%
Confirmed	46 new	+0.3%
Deaths	6 new	+0.4%
Recovered	31 new	+0.2%

Most Daily New Cases / 1M

Distrito Federal	211
Querétaro	106
Baja California Sur	71
Morelos	54
Tabasco	44
Guanajuato	41
San Luis Potosí	37
Nacional	36
Puebla	35
Aguascalientes	34



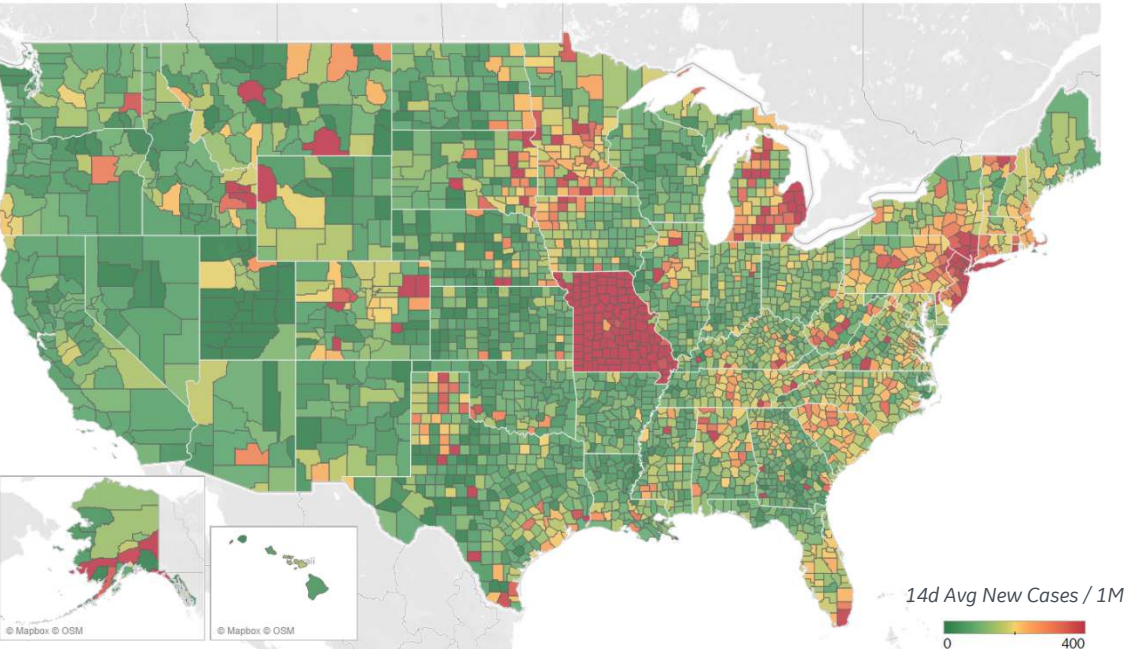


US Counties: Recent Cases and Deaths

Updated 25 Mar 2021, 3:30 GMT

15

Average **New Cases** per 1M Over Last 14 Days

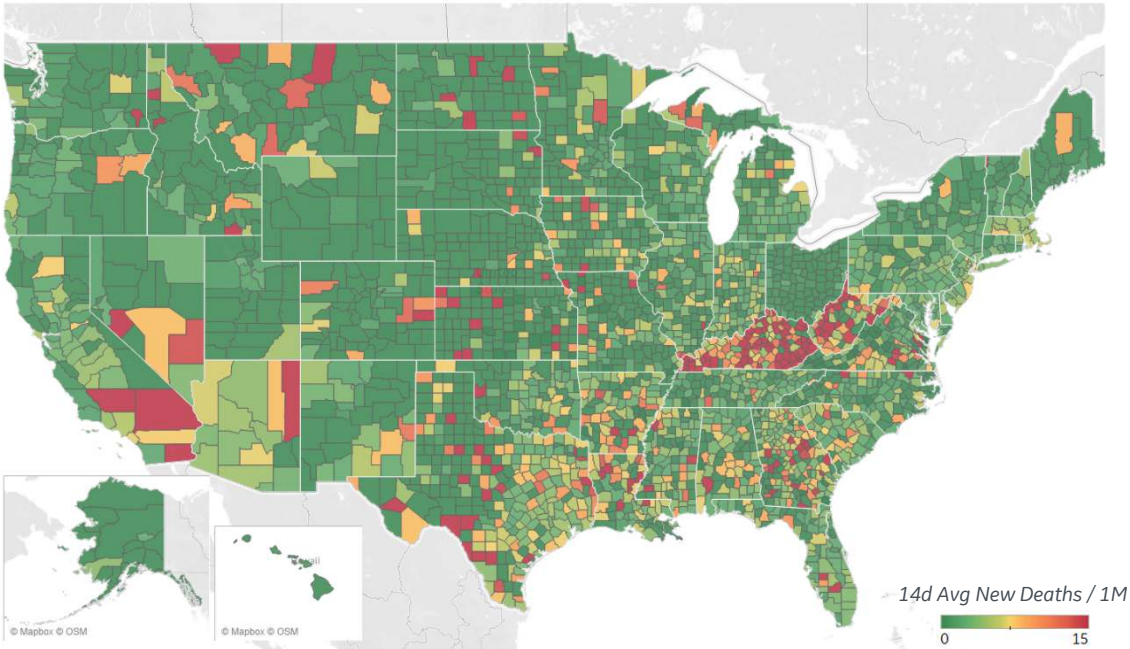


Top 10 by New Confirmed

Avg New Confirmed Cases / 1M

St. Charles County, MO	1,355
Greene County, MO	961
Jackson County, MO	674
Monmouth County, NJ	586
Orange County, NY	551
Morris County, NJ	534
Ocean County, NJ	522
Hudson County, NJ	507
Bergen County, NJ	480
New York City*	480

Average **New Deaths** per 1M Over Last 14 Days



Top 10 by New Deaths

Avg New Deaths/ 1M

San Bernardino County, CA	26
Jefferson County, KY	17
Kern County, CA	15
El Paso County, TX	9
Hampden County, MA	7
Riverside County, CA	7
New York City*	7
Ocean County, NJ	7
Passaic County, NJ	7
Brazoria County, TX	7

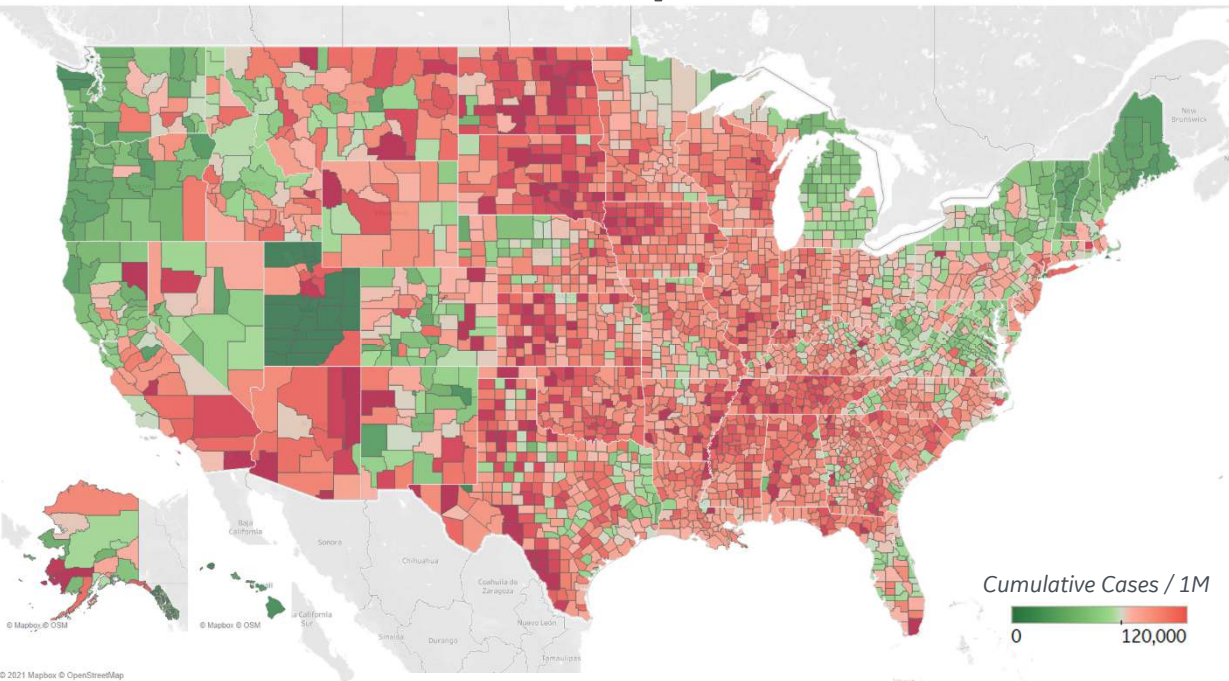
Note: Lists includes counties
≥ 250K population



US Counties: Cumulative Cases and Deaths

Updated 25 Mar 2021, 3:30 GMT

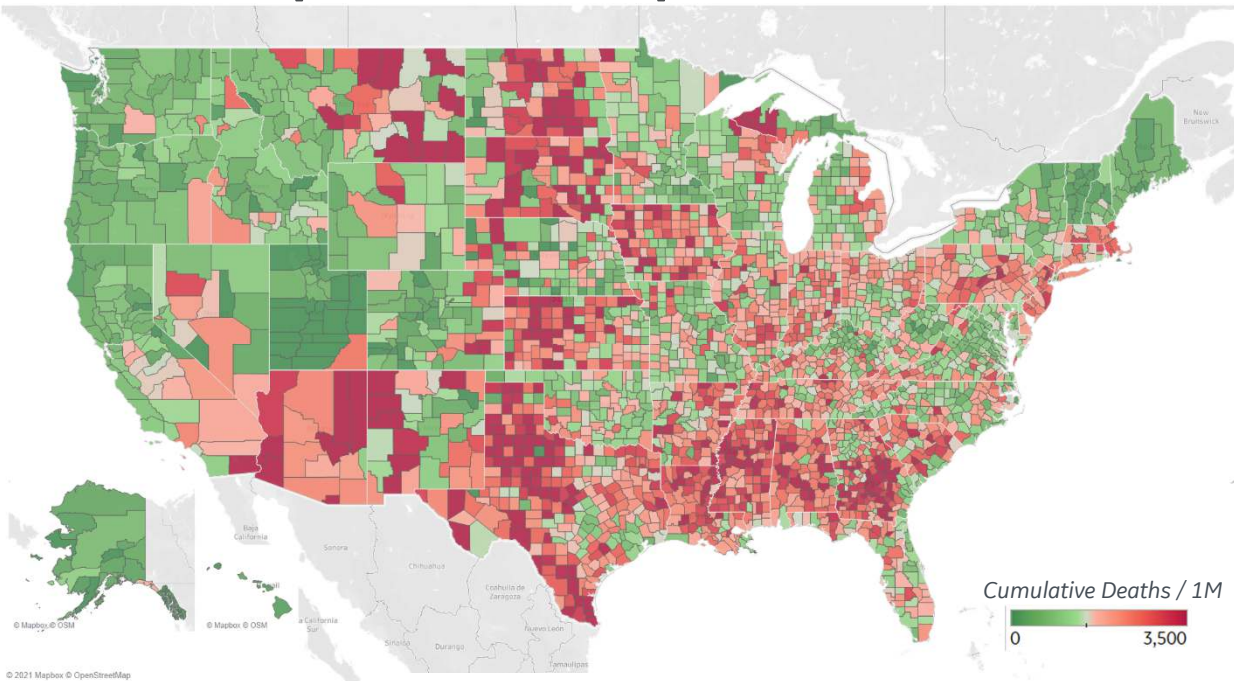
Confirmed **Cases** per 1M to date



Top 10 Counties Total Confirmed Cases / 1M

Miami-Dade County, FL	161,009
Lubbock County, TX	156,030
Webb County, TX	155,600
El Paso County, TX	153,038
Utah County, UT	145,261
Providence County, RI	136,979
San Bernardino County, CA	133,036
Rockland County, NY	130,096
Greenville County, SC	129,730
Brown County, WI	126,876

Reported **Deaths** per 1M to date



Top 10 Counties Total Reported Deaths / 1M

New York City*	5,731
Cameron County, TX	3,672
Passaic County, NJ	3,533
Essex County, NJ	3,463
Union County, NJ	3,309
Ocean County, NJ	3,253
Hidalgo County, TX	3,162
Hudson County, NJ	3,114
Hampden County, MA	3,060
El Paso County, TX	3,009

* New York City counties aggregated into one reporting area

Note: Lists includes counties $\geq 250K$ population



Per 1M in Region

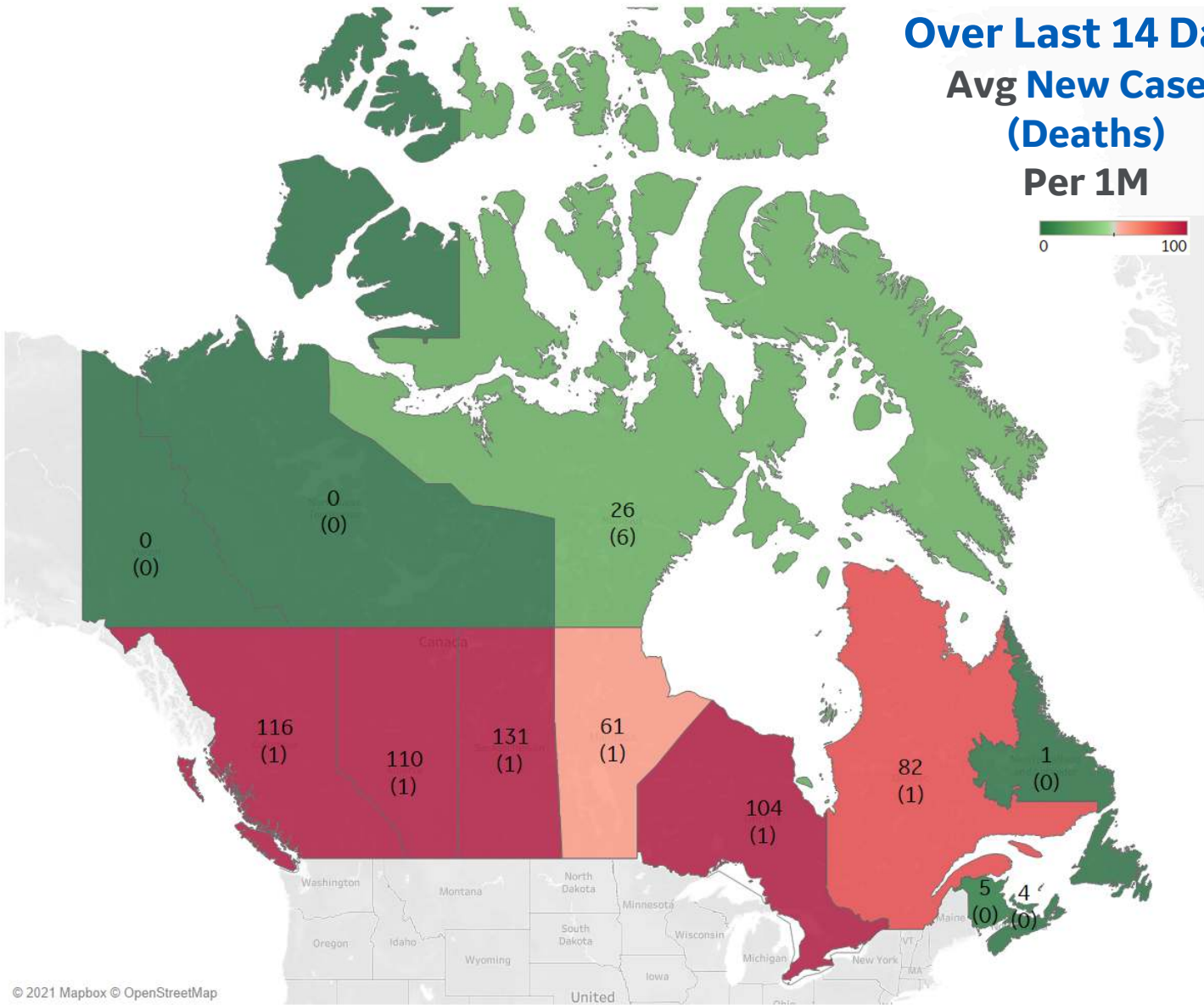
	Today	Change
Active Cases	967	+2.7%
Confirmed	105 new	+0.4%
Deaths	1 new	+0.1%
Recovered	78 new	+0.3%

Most Daily New Cases / 1M

Saskatchewan	131
Ontario	104
Alberta	110
British Columbia	116
Quebec	82
Manitoba	61

* Excludes regions with population < 1M

Over Last 14 Days Avg New Cases (Deaths) Per 1M





Brazil

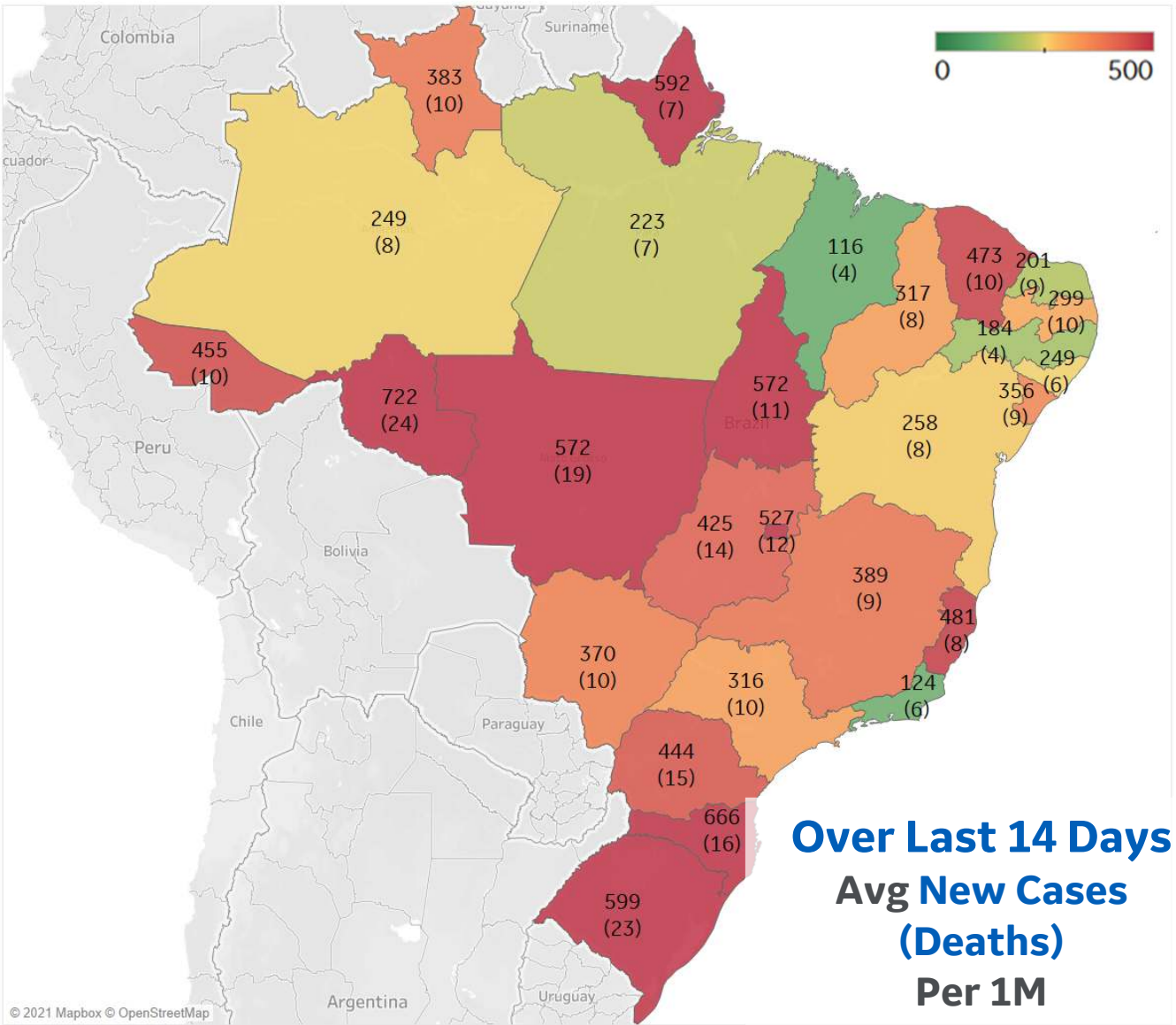
Per 1M in Region

	Today	Change
Active Cases	5,501	+0.3%
Confirmed	423 new	+0.7%
Deaths	9 new	+0.7%
Recovered	400 new	+0.8%

Most Daily New Cases / 1M

Rondônia	722
Santa Catarina	666
Rio Grande do ..	599
MatoGrosso	572
Tocantins	572
Distrito Federal	527
Espírito Santo	481
Ceará	473
Paraná	444
Goiás	425

* Excludes regions with population < 1M





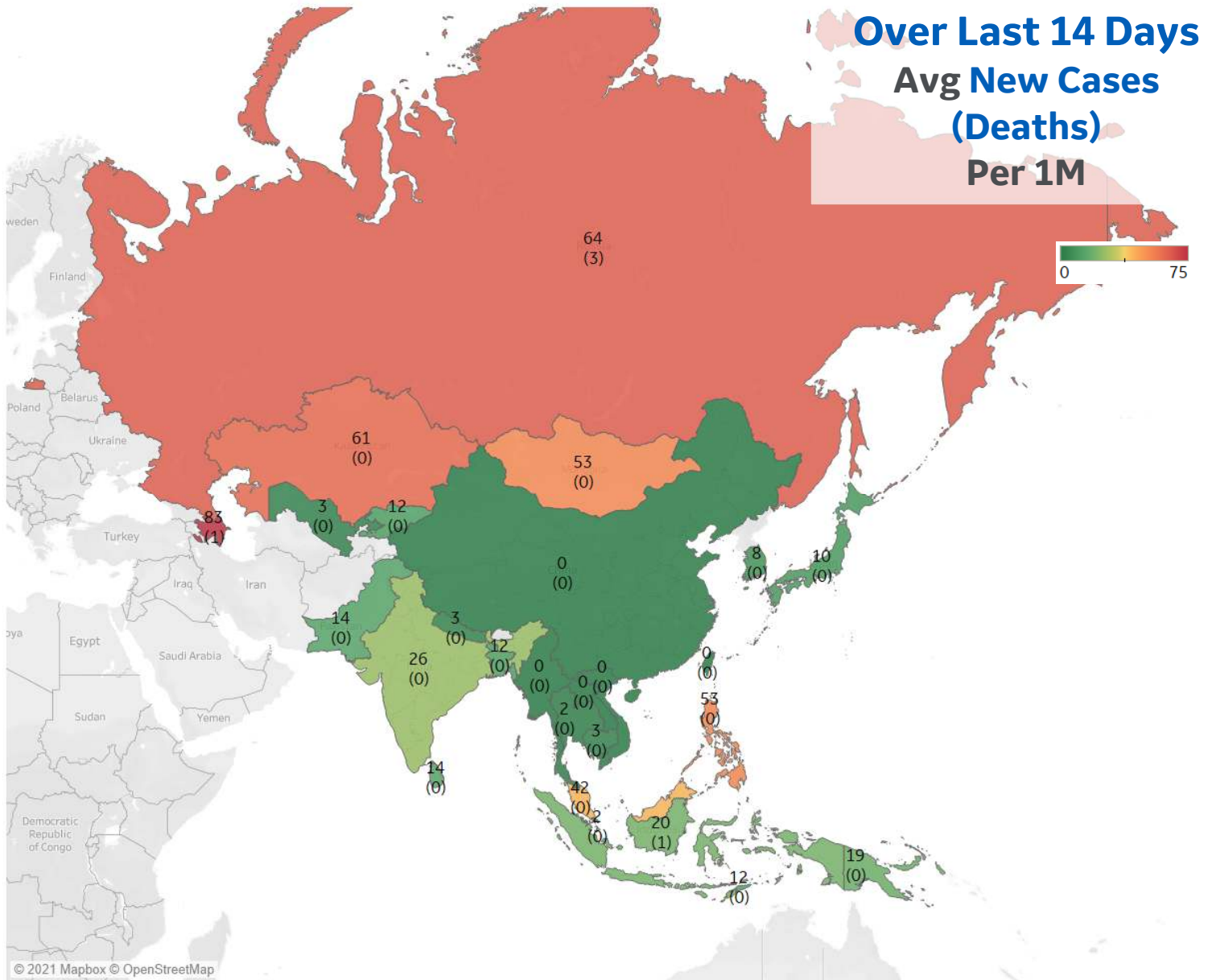
Per 1M in Region

	Today	Change
Active Cases	247	+3.2%
Confirmed	20 new	+0.4%
Deaths	0.2 new	+0.3%
Recovered	13 new	+0.3%

Most Daily New Cases / 1M

Azerbaijan	83
Russia	64
Kazakhstan	61
Philippines	53
Mongolia	53
Malaysia	42
India	26
Indonesia	20
Papua New Guin..	19
Sri Lanka	14

* Excludes regions with population < 1M



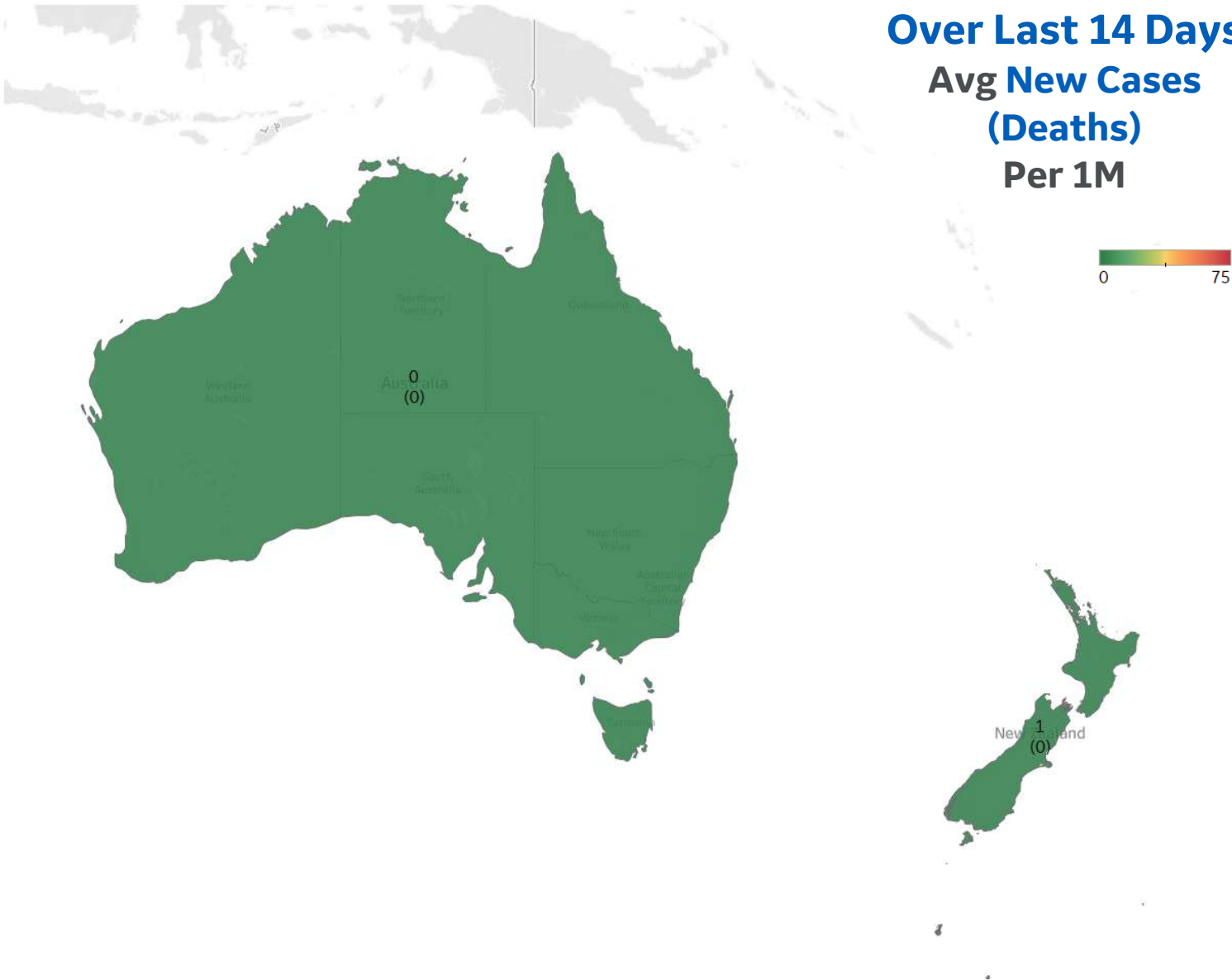


Per 1M in Region

	Today	Change
Active Cases	173	+0%
Confirmed	1 new	+0%
Deaths	0 new	+0%
Recovered	1 new	+0%

Most Daily New Cases / 1M

New Zealand	1
Australia	0





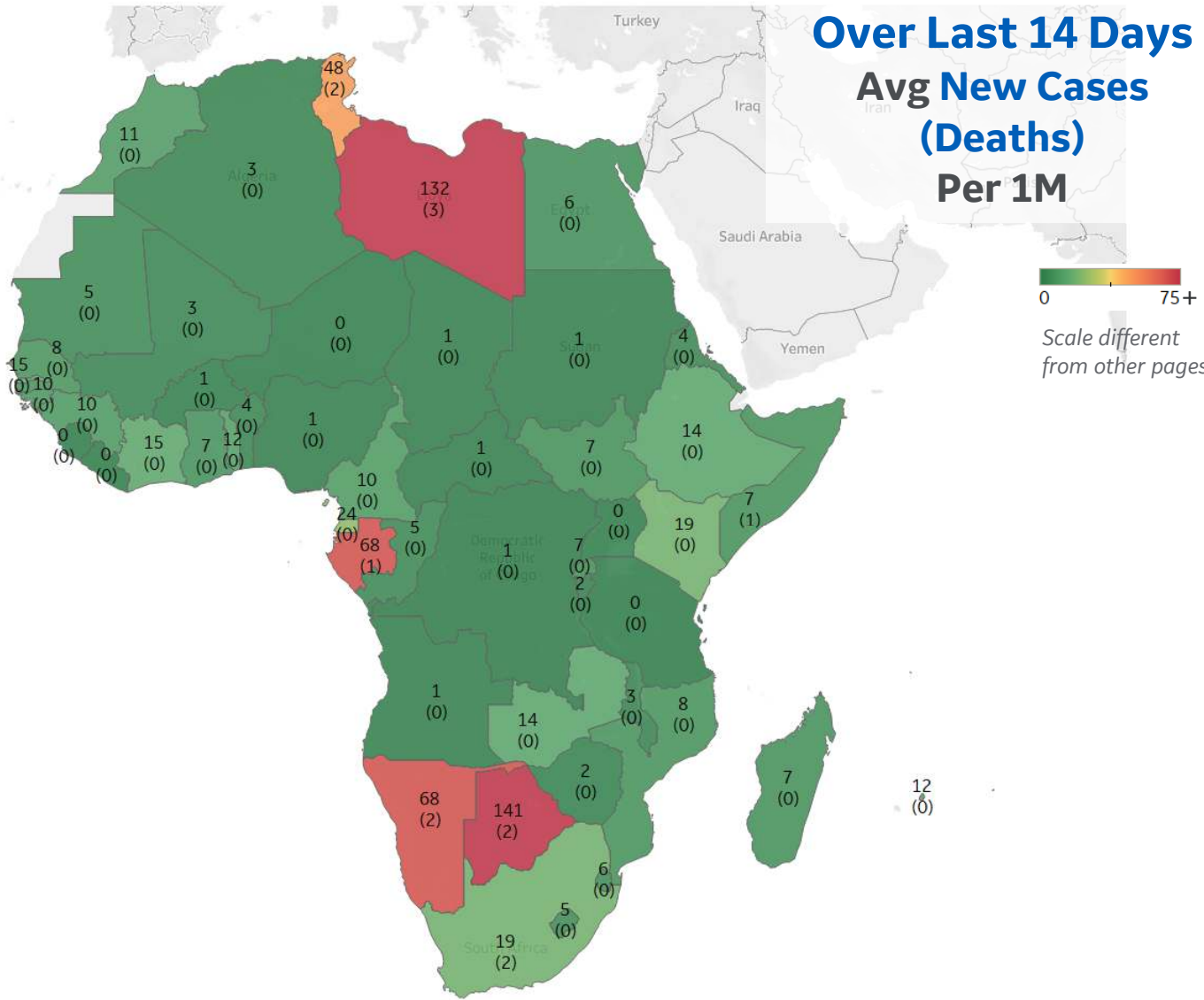
Per 1M in Region

	Today	Change
Active Cases	236	+0.6%
Confirmed	8 new	+0.3%
Deaths	0.2 new	+0.3%
Recovered	6 new	+0.2%

Most Daily New Cases / 1M

Botswana	141
Libya	132
Namibia	68
Gabon	68
Tunisia	48
Eq. Guinea	24
South Africa	19
Kenya	19
Gambia	15
Cote d'Ivoire	15

* Excludes regions with population < 1M





Sources



** Per 1M = Per 1 Million Population unless otherwise noted

Worldwide Survival Rate, last 30d calculation =
[(Total Confirmed – Total Confirmed 30d ago) – (Total Deaths-Total Deaths 30d ago)] / (Total Confirmed – Total Confirmed 30d ago)

Johns Hopkins Coronavirus Resource Center:

<https://coronavirus.jhu.edu/map.html>

Worldometer Coronavirus Reporting:

<https://www.worldometers.info/coronavirus/>

Public Health England:

<https://www.gov.uk/government/publications/covid-19-track-coronavirus-cases>

US Department of Homeland Security, Homeland Infrastructure Foundation-Level Data:

<https://hifld-geoplatform.opendata.arcgis.com/datasets/hospitals>

National Health Commission of the PRC:

<http://www.nhc.gov.cn/xcs/yqtb/202003/bf66696029ba420098164607240074f8.shtml>

CDC, Severe Outcomes Among Patients with Coronavirus Disease 2019 (COVID-19):

<https://www.cdc.gov/mmwr/volumes/69/wr/mm6912e2.htm>

Italian Department of Civil Protection, COVID Monitoring:

<http://opendatadpc.maps.arcgis.com/apps/opsdashboard/index.html#/b0c68bce2cce478eaac82fe38d4138b1>

The COVID Tracking Project:

<https://covidtracking.com/data/>

UK Office for National Statistics:

<https://www.ons.gov.uk/peoplepopulationandcommunity/birthsdeathsandmarriages/deaths/bulletins/deathsregisteredweeklyinenglandandwalesprovisional/weekending24april2020>

European Centre for Disease Prevention and Control:

<https://www.ecdc.europa.eu/en/publications-data/download-data-hospital-and-icu-admission-rates-and-current-occupancy-covid-19>

Secretary of Health, Mexico:

<https://www.gob.mx/salud/en>

Canada Regional Data:

<https://health-infobase.canada.ca/covid-19/epidemiological-summary-covid-19-cases.html#fn1>

Canada Regional Populations (Q4 2019):

<https://www150.statcan.gc.ca/t1/tbl1/en/tv.action?pid=1710000901>

CDC COVID Data Tracker:

<https://covid.cdc.gov/covid-data-tracker/#vaccinations>