



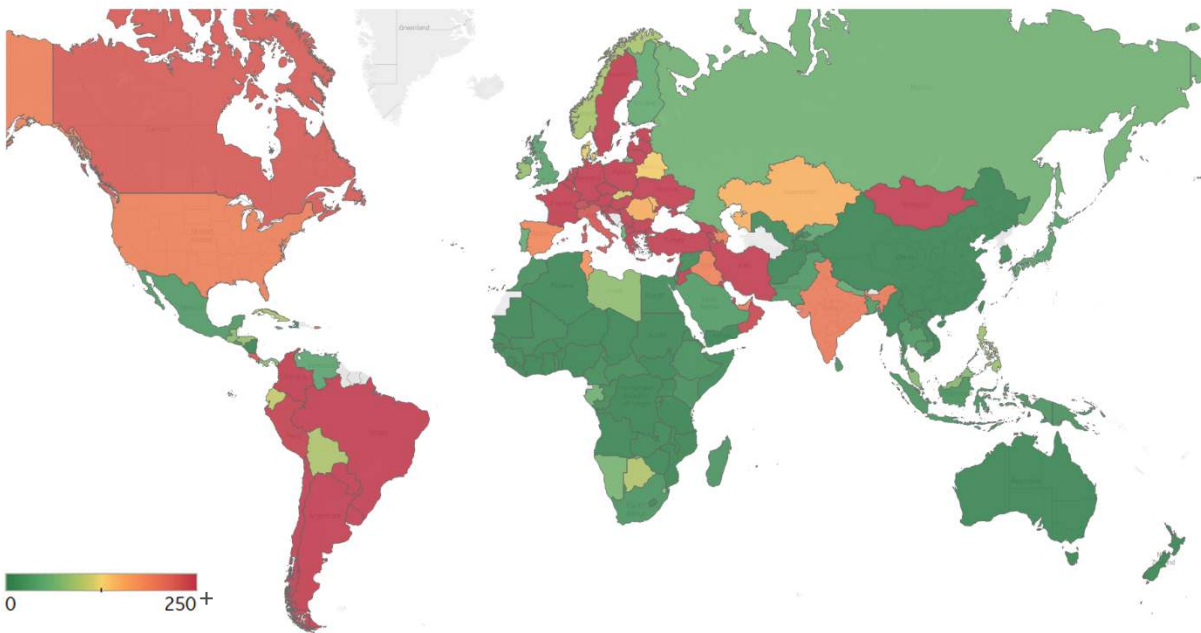
Global Confirmed & Active Cases

Trend since 22 Jan 2020



Avg. Daily New Cases / 1M

Over the last 14 days



Per 1M:	New Today	Change from 30 days ago
Active	23	+14%
Confirmed	94	+17%
Deaths	1	+12%
Recovered	70	+19%
	To Date	Last 30 Days
Worldwide Survival Rate	97.9%	98.4%

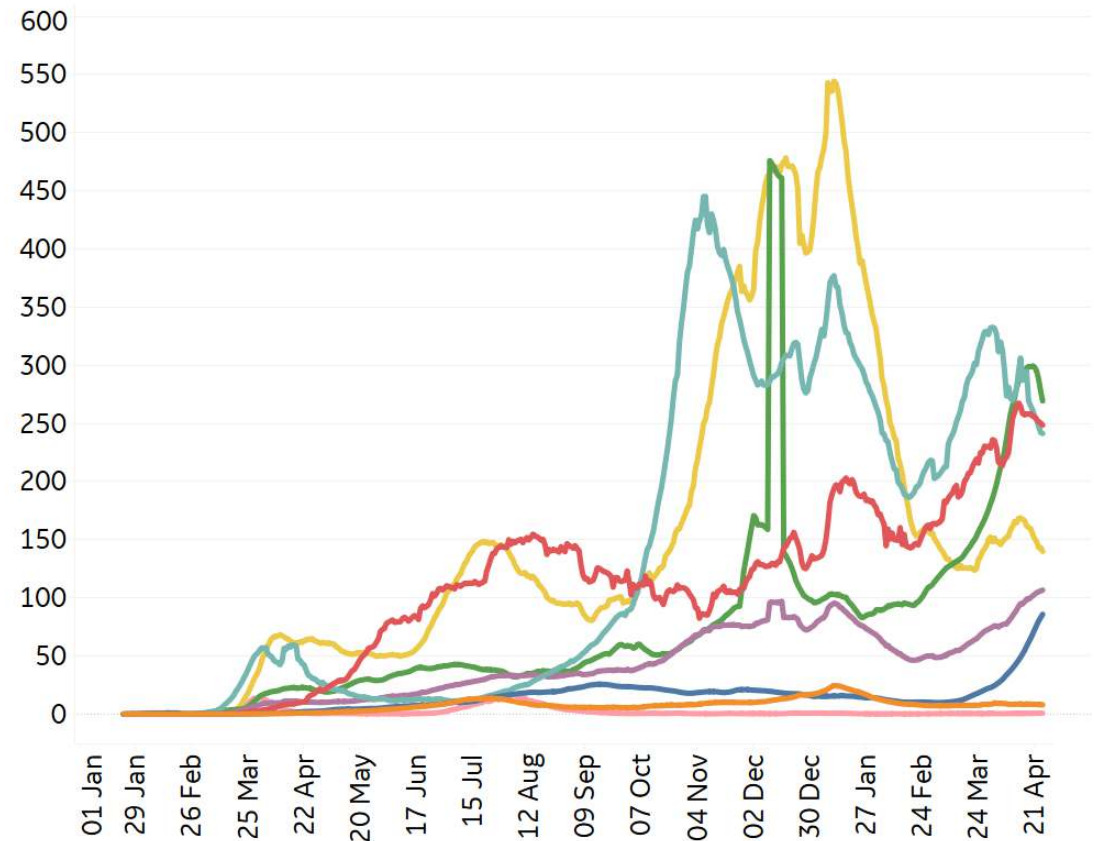


New Confirmed Cases & New Deaths

Key World North America Europe Middle East Cent & South America Asia Africa Oceania

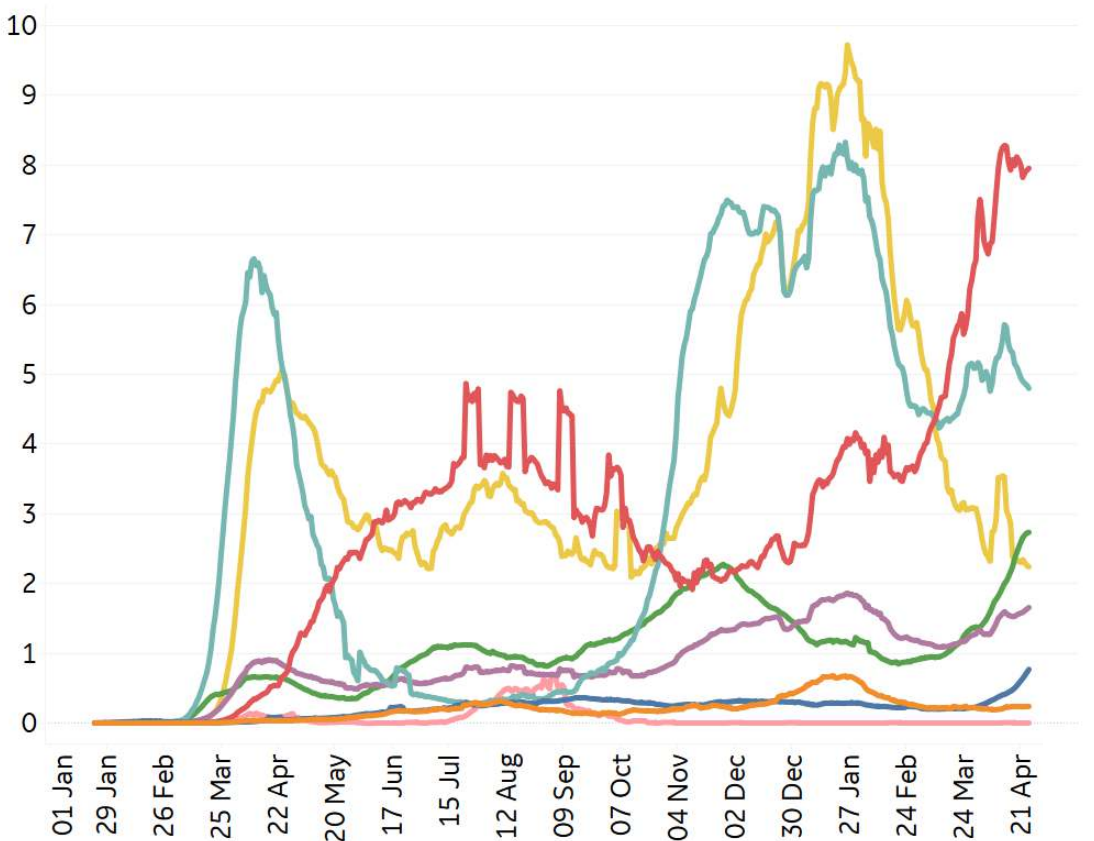
New Confirmed Cases / 1M

7-day rolling average



New Deaths / 1M

7-day rolling average



*Large jump in Middle East confirmed cases due to batched reporting of 823,225 new cases in **Turkey** on 10 Dec



Top 50 Countries: Per 1M



1 - 25

	Average over last 7 days		Total Since 22 Jan			Change from 14d Ago in 14 day avg of daily new	
	New Confirmed	New Deaths	Total Confirmed	Estimated Recovered	Total Deaths	Confirmed	Deaths
Hungary	281	21	79,657	71,792	2,756	-43%	-7%
Czechia	233	7	151,217	144,853	2,704	-40%	-40%
Bos. and Herz.	250	18	59,355	52,951	2,500	-36%	-16%
Bulgaria	229	15	57,207	51,247	2,289	-41%	-13%
North Macedo..	240	16	72,281	65,839	2,245	-41%	-19%
Slovakia	103	10	69,585	65,859	2,105	-33%	-13%
Belgium	301	3	84,077	77,781	2,073	-11%	-4%
Slovenia	341	3	114,014	106,925	2,024	-24%	-12%
Italy	219	5	65,540	60,378	1,972	-19%	-21%
UK	37	0	65,116	62,707	1,881	-5%	-30%
Brazil	267	12	67,467	61,589	1,839	-9%	-8%
Peru	277	13	53,427	48,161	1,811	-3%	40%
US	176	2	96,909	92,524	1,729	-6%	-21%
Poland	267	13	72,896	66,300	1,728	-43%	7%
Croatia	516	10	78,588	69,584	1,670	19%	32%
Portugal	48	0	81,834	79,489	1,664	-2%	-38%
Spain	187	2	74,187	69,938	1,660	31%	-4%
France	457	5	85,167	76,855	1,578	-14%	-1%
EU	276	5	67,871	62,271	1,522	-13%	-4%
Panama	70	1	84,122	81,673	1,439	-9%	-27%
Romania	126	9	54,386	50,878	1,424	-42%	12%
Moldova	115	6	61,760	58,376	1,420	-46%	-39%
Lithuania	402	5	88,638	81,668	1,414	24%	18%
Colombia	341	8	54,526	48,442	1,402	55%	86%
Sweden	540	2	92,912	83,519	1,379	5%	38%

26 - 50

	Average over last 7 days		Total Since 22 Jan			Change from 14d Ago in 14 day avg of daily new	
	New Confirmed	New Deaths	Total Confirmed	Estimated Recovered	Total Deaths	Confirmed	Deaths
Argentina	527	8	63,300	54,671	1,364	47%	66%
Armenia	230	7	71,978	67,088	1,356	-16%	4%
Chile	335	5	61,180	54,961	1,353	-6%	-5%
Switzerland	233	1	74,701	70,133	1,221	14%	-24%
Kosovo	189	4	56,163	50,806	1,156	-34%	6%
Austria	247	3	67,616	62,946	1,120	-21%	-7%
Latvia	302	4	61,137	55,936	1,114	17%	7%
Lebanon	221	5	76,323	71,747	1,046	-33%	-15%
Georgia	301	3	76,144	71,286	1,009	90%	17%
Ukraine	260	8	47,542	42,560	1,009	-18%	5%
Netherlands	482	1	86,736	79,205	1,009	9%	-9%
Ireland	90	1	49,948	47,809	987	-11%	-26%
Estonia	287	5	90,623	85,208	862	-43%	-28%
Jordan	227	5	68,817	64,404	844	-52%	-31%
Israel	16	0	96,819	95,844	734	-48%	-50%
Serbia	283	4	77,789	72,789	713	-34%	-10%
West Bank an..	320	5	63,683	57,991	693	-28%	10%
Uruguay	827	17	53,218	40,969	670	-15%	58%
Turkey	612	4	54,897	45,183	455	22%	54%
Bahrain	610	3	100,713	91,585	367	2%	52%
Kuwait	333	2	62,509	57,505	355	6%	-10%
Cyprus	721	1	51,641	42,412	247	58%	30%
UAE	196	0	51,640	48,752	159	-5%	-20%
Qatar	279	2	70,183	65,808	149	-1%	94%
Total World	107	2	19,000	17,161	401	26%	13%

Change from 14d ago:
Compares 14d-avgs. of Daily New Cases/Deaths
today with 14d-avgs. from 14d ago

Estimated Recovered: Cases 14d ago - Deaths today

Top 50 countries selected by Cases / 1M
Sorted by Total Deaths / 1M
Excluded countries with population < 1M



Top 50 Countries: Raw Volume

Updated 26 Apr 2021, 3:30 GMT

4

1 - 25

	Average over last 7 days		Total Since 22 Jan			Change from 14d Ago in 14 day avg of daily new	
	New Confirmed	New Deaths	Total Confirmed	Estimated Recovered	Total Deaths	Confirmed	Deaths
EU	123,100	2,318	30,219,817	27,726,112	677,510	-13%	-4%
US	58,164	694	32,077,178	30,625,677	572,200	-6%	-21%
Brazil	56,817	2,495	14,340,787	13,091,226	390,797	-9%	-8%
Mexico	3,256	373	2,328,391	2,065,266	214,947	-10%	-27%
India	321,623	2,336	17,313,163	13,332,594	195,123	154%	199%
UK	2,483	23	4,420,443	4,256,929	127,681	-5%	-30%
Italy	13,220	330	3,962,674	3,650,576	119,238	-19%	-21%
Russia	8,514	371	4,708,640	4,482,775	106,434	0%	0%
France	29,800	304	5,559,121	5,016,568	103,017	-14%	-1%
Germany	21,596	231	3,306,692	2,930,487	81,671	29%	25%
Spain	8,762	87	3,468,617	3,269,921	77,591	31%	-4%
Colombia	17,360	432	2,774,464	2,464,847	71,351	55%	86%
Iran	22,731	406	2,396,204	2,000,567	69,574	52%	143%
Poland	10,119	483	2,758,856	2,509,216	65,415	-43%	7%
Argentina	23,839	345	2,860,884	2,470,918	61,644	47%	66%
Peru	9,136	418	1,761,575	1,587,970	59,724	-3%	40%
South Africa	1,243	59	1,575,471	1,504,310	54,148	31%	25%
Indonesia	5,264	167	1,641,194	1,522,401	44,594	5%	-1%
Ukraine	11,376	370	2,079,200	1,861,309	44,121	-18%	5%
Turkey	51,646	347	4,629,969	3,810,653	38,358	22%	54%
Czechia	2,500	77	1,619,383	1,551,227	28,962	-40%	-40%
Romania	2,423	166	1,046,264	978,773	27,394	-42%	12%
Hungary	2,716	206	769,518	693,539	26,625	-43%	-7%
Chile	6,403	97	1,169,536	1,050,643	25,856	-6%	-5%
Belgium	3,489	40	974,418	901,452	24,024	-11%	-4%

26 - 50

	Average over last 7 days		Total Since 22 Jan			Change from 14d Ago in 14 day avg of daily new	
	New Confirmed	New Deaths	Total Confirmed	Estimated Recovered	Total Deaths	Confirmed	Deaths
Canada	8,231	48	1,186,991	1,043,814	23,950	22%	49%
Ecuador	1,831	68	373,362	328,640	18,177	19%	59%
Netherlands	8,252	22	1,486,205	1,357,170	17,281	9%	-9%
Pakistan	5,574	124	800,452	708,415	17,187	13%	35%
Portugal	492	3	834,442	810,529	16,965	-2%	-38%
Philippines	8,770	118	997,523	848,085	16,783	-7%	4%
Bulgaria	1,588	102	397,500	356,086	15,907	-41%	-13%
Iraq	7,735	39	1,031,322	909,689	15,257	15%	9%
Sweden	5,458	19	938,343	843,478	13,923	5%	38%
Slovakia	562	56	379,911	359,567	11,495	-33%	-13%
Bangladesh	3,767	95	745,322	673,703	11,053	-32%	57%
Switzerland	2,016	9	646,509	606,973	10,570	14%	-24%
Austria	2,222	27	608,979	566,920	10,087	-21%	-7%
Japan	4,772	47	568,621	496,298	9,939	65%	79%
Morocco	507	7	509,363	493,110	8,992	-2%	-10%
Jordan	2,312	53	702,154	657,120	8,615	-52%	-31%
Lebanon	1,505	31	520,939	489,704	7,142	-33%	-15%
Saudi Arabia	1,035	11	412,216	391,535	6,900	36%	40%
Israel	140	2	838,024	829,581	6,352	-48%	-50%
Serbia	2,471	34	679,667	635,981	6,227	-34%	-10%
Panama	304	3	362,967	352,402	6,209	-9%	-27%
Kazakhstan	2,854	3	361,575	319,892	3,315	24%	7%
UAE	1,941	2	510,738	482,176	1,571	-5%	-20%
Malaysia	2,555	8	392,942	359,420	1,436	70%	45%
Total World	826,374	12,827	147,189,618	132,937,381	3,109,247	26%	13%

*Change from 14d ago:
Compares 14d-avgs. of Daily New Cases/Deaths
today with 14d-avgs. from 14d ago

Estimated Recovered: Cases 14d ago - Deaths today

Top 50 countries selected by Total Cases
Sorted by Raw Total Deaths
Excluded countries with population < 1M

N/A** due to inconsistent reporting of Recovered Cases



United States: Per 1M



1 - 25

	Average over last 7 days		Total Since 22 Jan			Change from 14d Ago in 14 day avg of daily new	
	New Confirmed	New Deaths	Total Confirmed	Estimated Recovered	Total Deaths	Confirmed	Deaths
New Jersey	306	4	112,347	104,491	2,857	-22%	6%
New York	236	3	104,407	97,904	2,673	-30%	-19%
Massachusetts	210	2	99,062	93,147	2,546	-23%	-40%
Rhode Island	293	2	138,125	130,680	2,511	-2%	-27%
Mississippi	56	1	104,279	100,893	2,411	2%	-17%
Arizona	98	2	117,979	114,346	2,372	-5%	8%
Connecticut	229	2	93,896	87,942	2,257	-20%	30%
Louisiana	110	2	97,991	94,326	2,223	16%	-7%
South Dakota	150	1	137,890	133,099	2,213	-7%	-8%
Alabama	109	2	107,304	103,616	2,213	60%	-25%
Pennsylvania	302	3	88,638	81,859	2,028	1%	36%
North Dakota	175	1	139,999	135,459	1,991	-10%	275%
Indiana	143	1	106,174	101,812	1,972	10%	1%
New Mexico	92	2	93,580	90,300	1,919	23%	-6%
Illinois	212	2	104,242	99,080	1,905	-2%	27%
Arkansas	59	1	110,910	108,170	1,895	15%	-14%
Georgia	128	3	103,016	99,254	1,881	8%	-13%
Iowa	130	2	115,029	111,279	1,879	-19%	-47%
Michigan	545	7	91,300	80,305	1,843	-5%	64%
S. Carolina	158	3	111,675	107,456	1,832	-9%	0%
Tennessee	221	2	123,155	118,600	1,778	24%	-24%
Nevada	121	3	101,566	98,242	1,760	-3%	-6%
Texas	115	2	99,117	95,774	1,722	6%	-35%
Oklahoma	61	1	112,851	110,208	1,697	-17%	-97%
Kansas	72	1	106,025	103,267	1,690	12%	-38%

26 - 51

	Average over last 7 days		Total Since 22 Jan			Change from 14d Ago in 14 day avg of daily new	
	New Confirmed	New Deaths	Total Confirmed	Estimated Recovered	Total Deaths	Confirmed	Deaths
Delaware	303	2	106,003	99,566	1,660	3%	12%
Ohio	136	0	91,051	87,289	1,636	-11%	-82%
Florida	264	3	102,831	97,281	1,623	5%	-2%
West Virginia	199	3	84,470	79,987	1,574	-6%	-32%
DC	134	1	67,054	63,381	1,557	-10%	-28%
California	49	2	94,446	92,098	1,556	-21%	-32%
Missouri	107	2	95,890	94,429	1,479	-101%	113%
Montana	127	2	101,141	97,887	1,462	-7%	-54%
Kentucky	116	4	98,699	95,494	1,443	-2%	-9%
Maryland	171	2	73,318	69,152	1,433	-12%	1%
Wisconsin	122	1	112,758	109,583	1,283	-3%	-12%
Minnesota	300	1	100,759	94,846	1,269	-3%	-4%
Virginia	135	2	76,646	73,207	1,253	-8%	-20%
Wyoming	106	0	99,689	97,049	1,218	0%	-33%
N. Carolina	180	2	91,240	87,421	1,194	15%	25%
Nebraska	167	2	113,074	109,576	1,159	-22%	-51%
Idaho	113	1	104,184	101,352	1,137	-19%	-3%
Colorado	297	1	87,214	82,037	1,085	17%	45%
New Hampshire	235	1	69,001	64,403	944	-15%	35%
Washington	183	1	51,913	48,694	714	26%	8%
Utah	119	1	123,343	121,000	681	-4%	-49%
Oregon	189	1	42,843	39,851	589	53%	-31%
Maine	265	1	44,469	39,568	574	42%	57%
Alaska	222	0	91,668	88,098	457	-10%	
Vermont	128	0	36,180	33,587	391	-42%	117%
Hawaii	60	0	23,555	22,311	338	-19%	-22%

*Change from 14d ago:
Compares 14d-avgs. of Daily New Cases/Deaths
today with 14d-avgs. from 14d ago
Estimated Recovered: Cases 14d ago - Deaths today

Sorted by Total Deaths / 1M

N/As due to states revising and updating case counts



United States: Raw Volume



1 - 25

	Average over last 7 days		Total Since 22 Jan			Change from 14d Ago in 14 day avg of daily new	
	New Confirmed	New Deaths	Total Confirmed	Estimated Recovered	Total Deaths	Confirmed	Deaths
California	1,937	63	3,731,770	3,638,992	61,479	-21%	-32%
New York	4,597	61	2,031,093	1,904,591	52,003	-30%	-19%
Texas	3,346	49	2,873,995	2,777,041	49,936	6%	-35%
Florida	5,669	58	2,208,584	2,089,385	34,848	5%	-2%
Pennsylvania	3,867	43	1,134,742	1,047,957	25,967	1%	36%
New Jersey	2,720	34	997,891	928,110	25,380	-22%	6%
Illinois	2,686	26	1,320,934	1,255,524	24,139	-2%	27%
Georgia	1,357	31	1,093,768	1,053,817	19,975	8%	-13%
Ohio	1,590	1	1,064,306	1,020,333	19,122	-11%	-82%
Michigan	5,443	68	911,800	801,995	18,409	-5%	64%
Massachusetts	1,447	13	682,784	642,019	17,550	-23%	-40%
Arizona	711	16	858,737	832,293	17,268	-5%	8%
Indiana	960	7	714,786	685,418	13,274	10%	1%
N. Carolina	1,891	19	956,932	916,883	12,523	15%	25%
Tennessee	1,509	13	841,049	809,943	12,142	24%	-24%
Alabama	533	9	526,131	508,048	10,851	60%	-25%
Virginia	1,154	16	654,210	624,861	10,691	-8%	-20%
Louisiana	512	8	455,541	438,502	10,336	16%	-7%
S. Carolina	815	13	574,985	553,261	9,430	-9%	0%
Missouri	654	9	588,517	579,551	9,075	-101%	113%
Maryland	1,033	14	443,257	418,069	8,661	-12%	1%
Connecticut	815	7	334,766	313,539	8,047	-20%	30%
Wisconsin	712	8	656,526	638,041	7,473	-3%	-12%
Mississippi	166	3	310,349	300,274	7,175	2%	-17%
Minnesota	1,695	8	568,243	534,896	7,157	-3%	-4%

26 - 51

	Average over last 7 days		Total Since 22 Jan			Change from 14d Ago in 14 day avg of daily new	
	New Confirmed	New Deaths	Total Confirmed	Estimated Recovered	Total Deaths	Confirmed	Deaths
Oklahoma	241	3	446,550	436,089	6,716	-17%	-97%
Kentucky	520	16	440,955	426,636	6,449	-2%	-9%
Colorado	1,708	7	502,242	472,427	6,251	17%	45%
Iowa	410	7	362,924	351,092	5,927	-19%	-47%
Arkansas	179	3	334,706	326,435	5,718	15%	-14%
Washington	1,395	8	395,312	370,796	5,434	26%	8%
Nevada	372	8	312,840	302,602	5,422	-3%	-6%
Kansas	211	2	308,883	300,849	4,924	12%	-38%
New Mexico	193	3	196,221	189,344	4,024	23%	-6%
West Virginia	356	5	151,382	143,348	2,821	-6%	-32%
Rhode Island	311	2	146,324	138,437	2,660	-2%	-27%
Oregon	797	4	180,700	168,083	2,485	53%	-31%
Nebraska	323	4	218,732	211,965	2,242	-22%	-51%
Utah	382	3	395,431	387,922	2,182	-4%	-49%
Idaho	202	2	186,183	181,122	2,031	-19%	-3%
South Dakota	133	1	121,986	117,747	1,958	-7%	-8%
Delaware	295	2	103,222	96,954	1,616	3%	12%
Montana	136	2	108,097	104,620	1,563	-7%	-54%
North Dakota	133	1	106,688	103,228	1,517	-10%	275%
New Hampshire	319	2	93,821	87,570	1,284	-15%	35%
DC	94	0	47,323	44,731	1,099	-10%	-28%
Maine	356	1	59,776	53,188	772	42%	57%
Wyoming	61	0	57,696	56,168	705	0%	-33%
Hawaii	85	1	33,351	31,589	478	-19%	-22%
Alaska	163	0	67,059	64,448	334	-10%	
Vermont	80	0	22,576	20,958	244	-42%	117%

*Change from 14d ago:
Compares 14d-avgs. of Daily New Cases/Deaths
today with 14d-avgs. from 14d ago

Estimated Recovered: Cases 14d ago - Deaths today

Sorted by Raw Total Deaths

N/As due to states revising and updating case counts



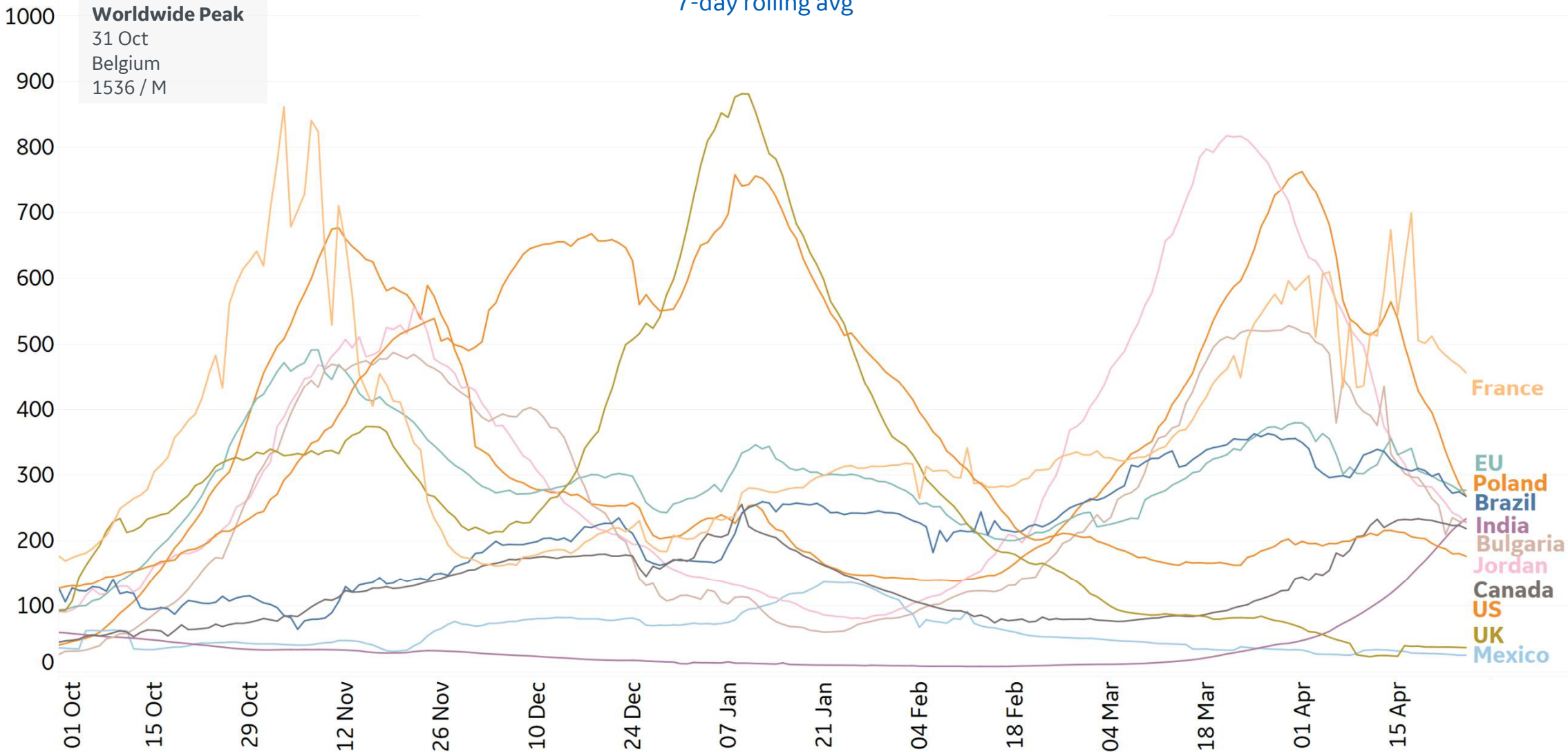
New Confirmed Cases in Select Countries

Updated 26 Apr 2021, 3:30 GMT

7

Daily New Confirmed Cases / 1M

7-day rolling avg



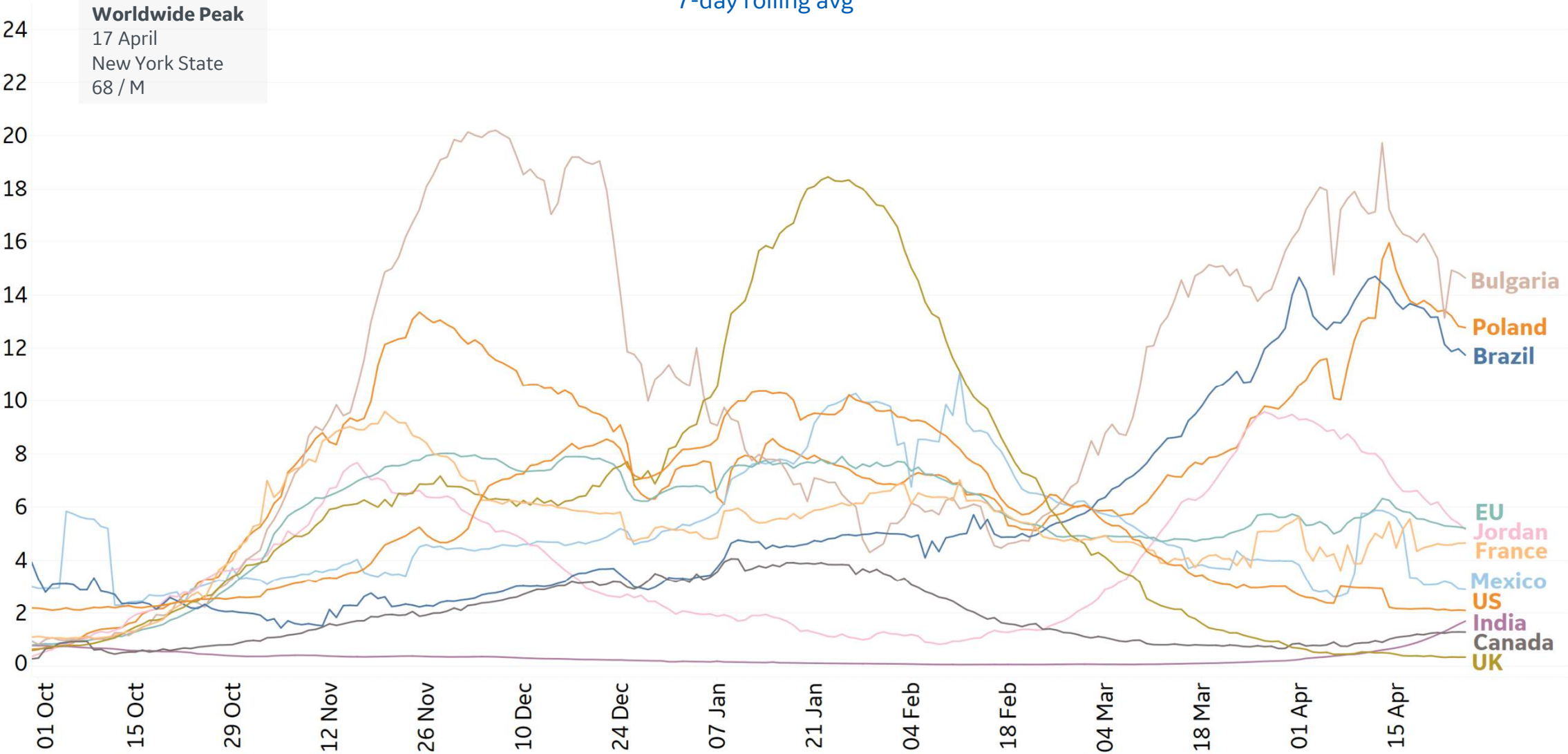


New Deaths in Select Countries

Updated 26 Apr 2021, 3:30 GMT

8

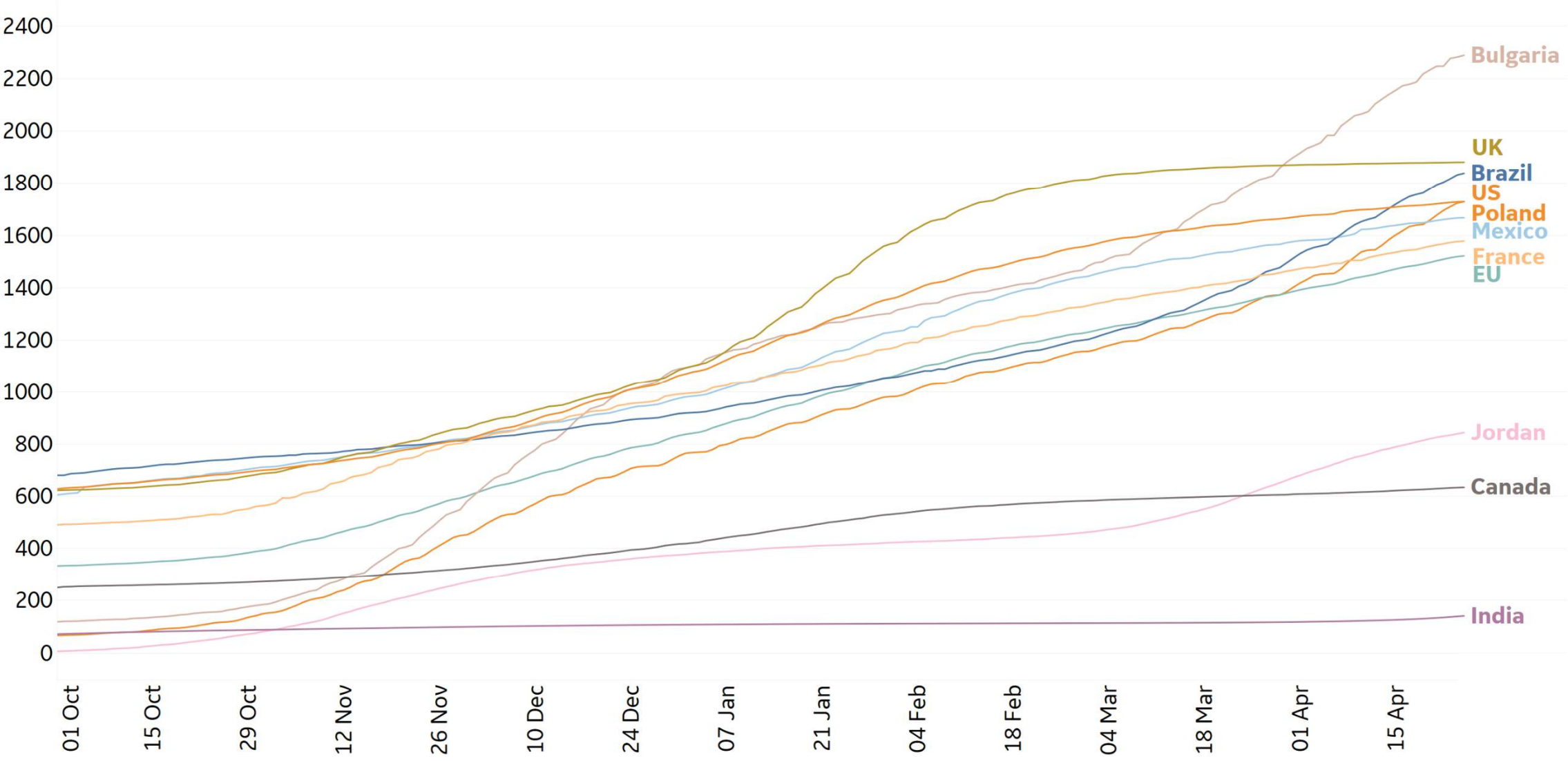
Daily New Deaths / 1M
7-day rolling avg





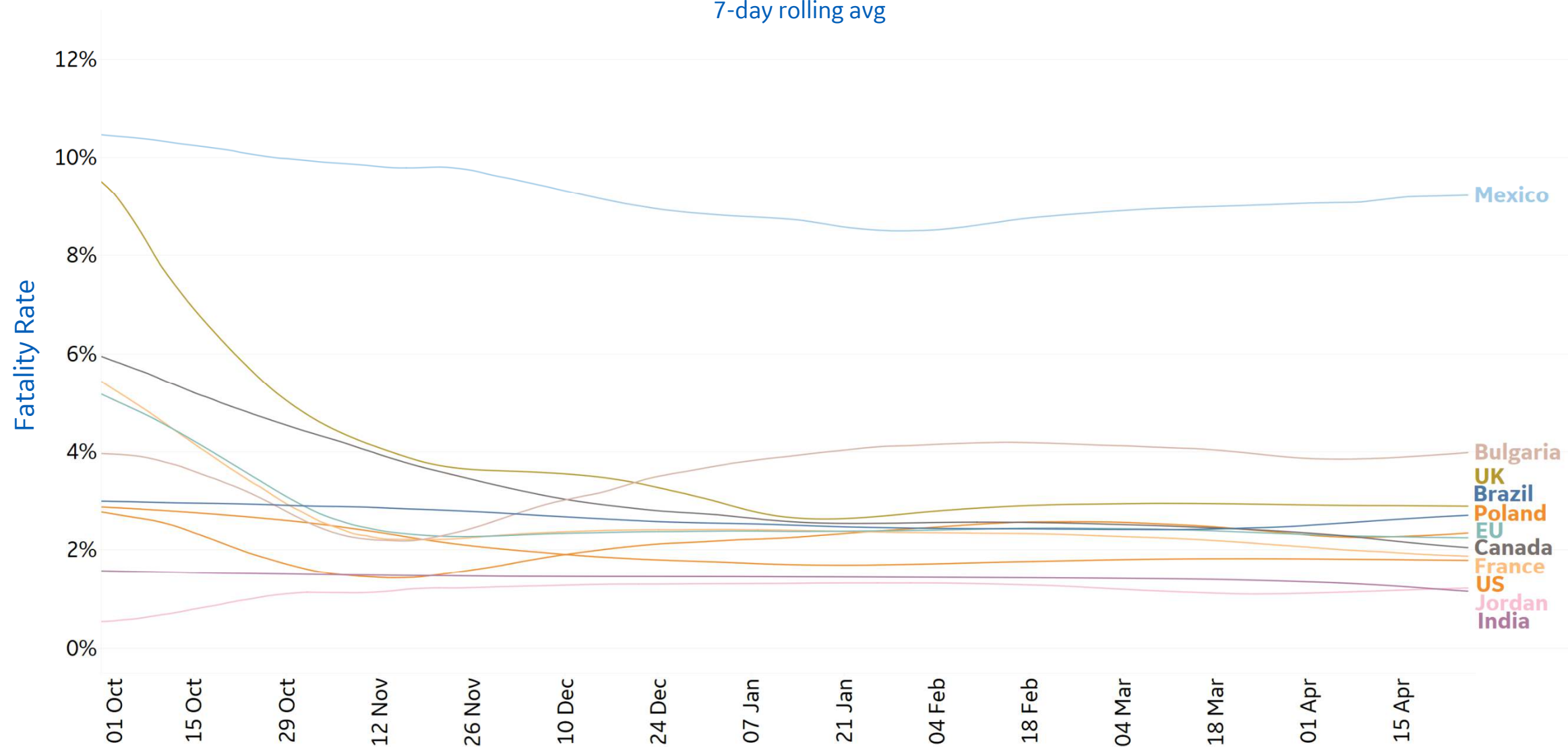
Cumulative Deaths in Select Countries

Cumulative Deaths / 1M





7-day rolling avg





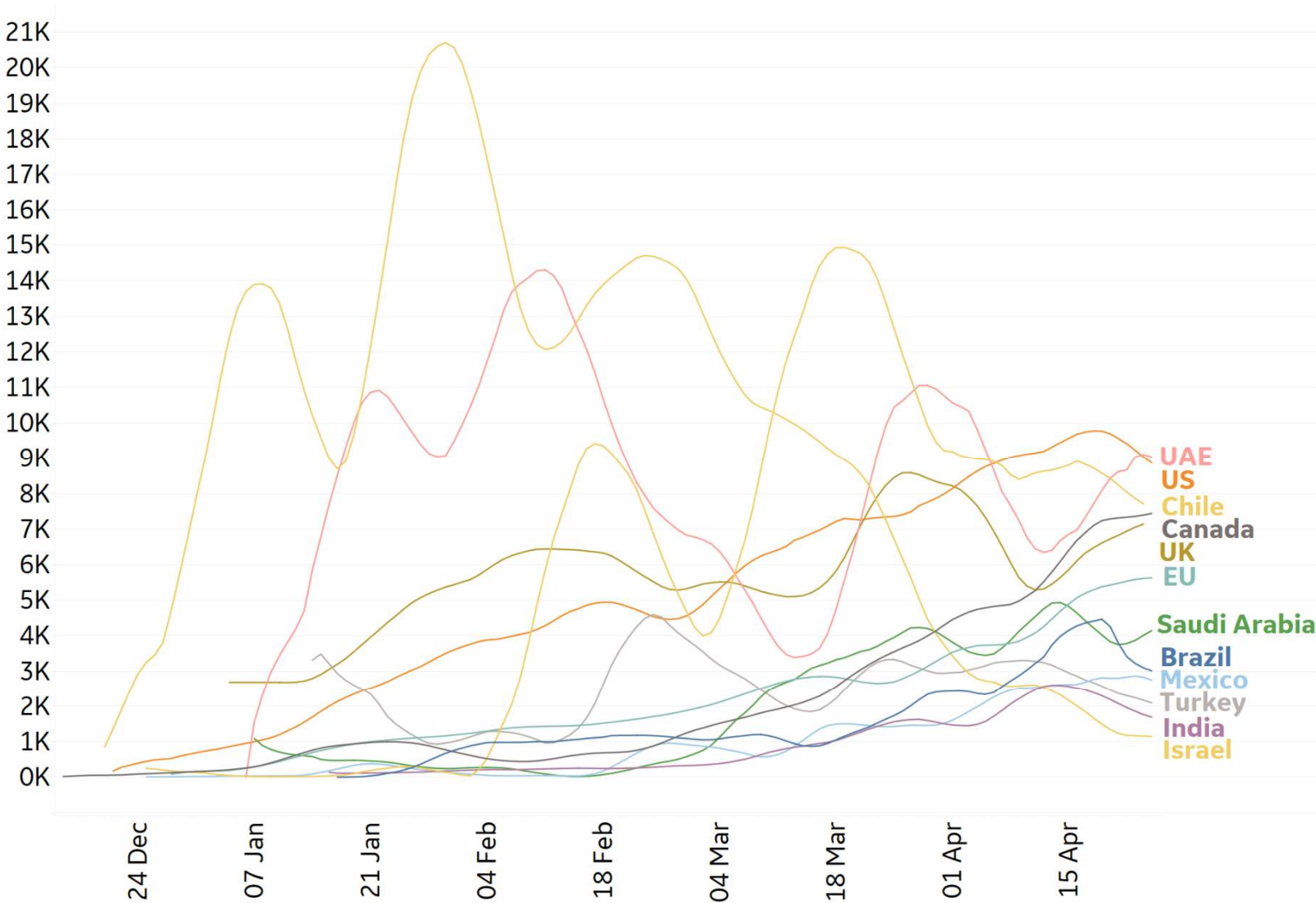
Daily & Total Vaccinations, Select Countries

Updated 26 Apr 2021, 3:30 GMT

11

Select countries with data available

Daily New Vaccinations / 1M, 7-day avg



	Total Vax per 1M	% of Population FULLY Vaccinated
Israel	1,201,709	58.0%
UAE	1,032,905	
Chile	739,242	32.3%
US	690,814	28.6%
UK	681,344	18.5%
Hungary	545,422	17.2%
Canada	319,140	2.7%
Germany	303,721	7.1%
France	299,281	8.4%
Portugal	296,015	8.1%
EU	294,117	7.9%
Italy	293,600	8.6%
Turkey	250,548	9.4%
Saudi Arabia	236,548	
Brazil	178,901	5.2%
Mexico	127,276	4.5%
India	100,859	1.6%

*Total Vax and % Fully Vaccinated use most current reported data per country



US State Vaccinations to Date



State	% Fully Vaccinated	% Rec'd at Least 1 Dose	Population
Maine	36.2%	52.0%	1,344,212
Connecticut	35.9%	52.7%	3,565,287
New Mexico	35.5%	49.9%	2,096,829
Vermont	34.8%	51.6%	623,989
South Dakota	34.7%	44.2%	884,659
Rhode Island	34.3%	49.9%	1,059,361
Alaska	34.0%	41.1%	731,545
New Jersey	33.5%	49.6%	8,882,190
Massachusetts	33.5%	53.1%	6,892,503
Hawaii	33.4%	49.9%	1,415,872
Wisconsin	33.1%	44.6%	5,822,434
Minnesota	32.0%	44.9%	5,639,632
North Dakota	31.9%	38.8%	762,062
New York	31.8%	45.7%	19,453,561
Iowa	31.7%	43.0%	3,155,070
Maryland	31.7%	46.3%	6,045,680
Montana	30.4%	39.9%	1,068,778
Virginia	30.4%	45.2%	8,535,519
Kentucky	30.3%	40.2%	4,467,673
Ohio	30.1%	39.4%	11,689,100
Washington	30.1%	44.0%	7,614,893
Colorado	30.0%	45.0%	5,758,736
Nebraska	29.9%	42.1%	1,934,408
Kansas	29.9%	41.8%	2,913,314
Pennsylvania	29.9%	47.3%	12,801,989

28.1%
Total US population
fully vaccinated
(**281,272** per million)

41.5%
Total US population
having received
at least 1 dose
(**414,837** per million)

Fully vaccinated people are persons who
have received all doses required per vaccine

State	% Fully Vaccinated	% Rec'd at Least 1 Dose	Population
Delaware	29.8%	45.1%	973,764
Michigan	29.7%	41.2%	9,986,857
New Hampshir..	29.4%	59.4%	1,359,711
West Virginia	29.0%	35.3%	1,792,147
Illinois	28.6%	44.8%	12,671,821
Oklahoma	28.5%	38.0%	3,956,971
California	28.4%	46.8%	39,512,223
Oregon	28.3%	42.2%	4,217,737
North Carolina	27.4%	38.3%	10,488,084
Arizona	27.3%	39.6%	7,278,717
Florida	27.2%	40.2%	21,477,737
Nevada	26.2%	38.4%	3,080,156
Wyoming	26.0%	33.3%	578,759
Missouri	25.8%	36.3%	6,137,428
Louisiana	25.7%	31.8%	4,648,794
Idaho	25.7%	33.3%	1,787,065
South Carolina	25.5%	35.6%	5,148,714
Texas	25.1%	37.1%	28,995,881
Indiana	25.0%	34.9%	6,732,219
Arkansas	24.0%	34.8%	3,017,804
Tennessee	23.1%	33.5%	6,829,174
Mississippi	22.3%	30.2%	2,976,149
Utah	22.0%	38.0%	3,205,958
Georgia	22.0%	33.9%	10,617,423
Alabama	21.7%	31.5%	4,903,185



Europe & Middle East

Updated 26 Apr 2021, 3:30 GMT

13

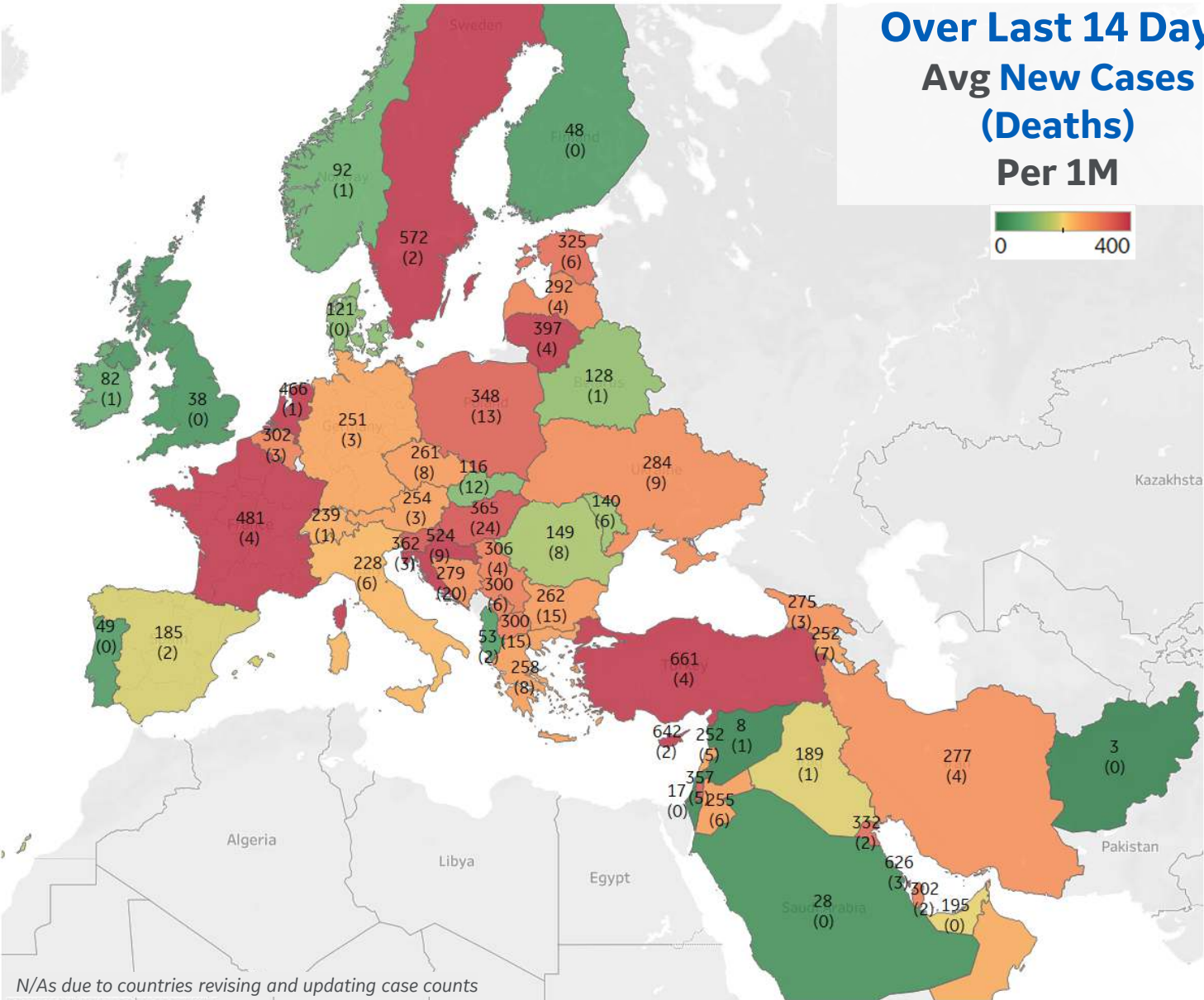
Per 1M in Region

	Today	Change
Active Cases	21,842	+0.06%
Confirmed	186 new	+0.3%
Deaths	3 new	+0.2%
Recovered	171 new	+0.6%

Most Daily New Cases / 1M

Turkey	661
Cyprus	642
Bahrain	626
Sweden	572
Croatia	524
France	481
Netherlands	466
Lithuania	397
Hungary	365
Slovenia	362

* Excludes regions with population < 1M





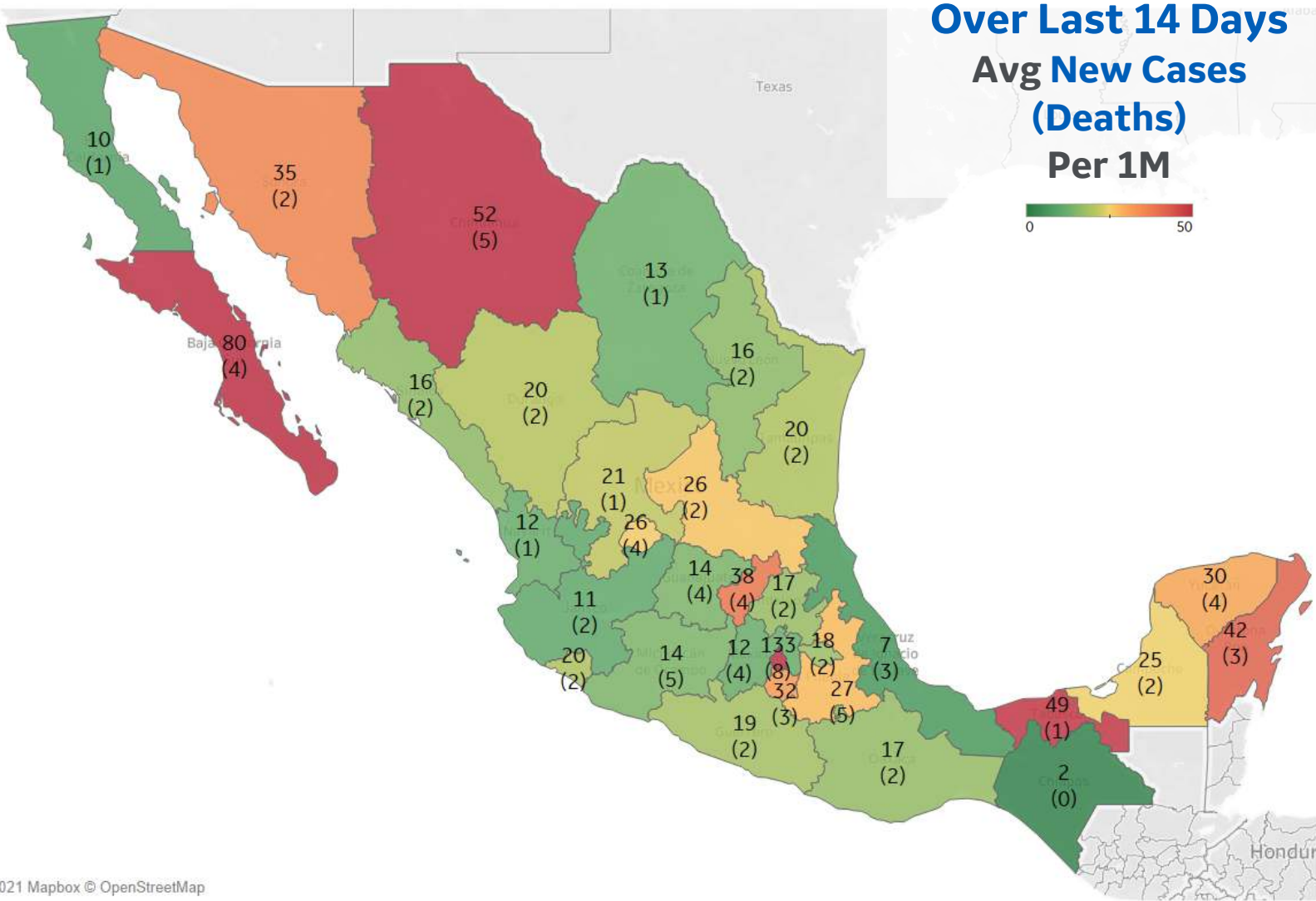
Mexico

Per 1M in Region

	Today	Change
Active Cases	2,038	-0.4%
Confirmed	13 new	+0.1%
Deaths	1 new	+0.0%
Recovered	20 new	+0.1%

Most Daily New Cases / 1M

Distrito Federal	133
Baja California Sur	80
Chihuahua	52
Tabasco	49
Quintana Roo	42
Querétaro	38
Sonora	35
Morelos	32
Yucatán	30
Puebla	27

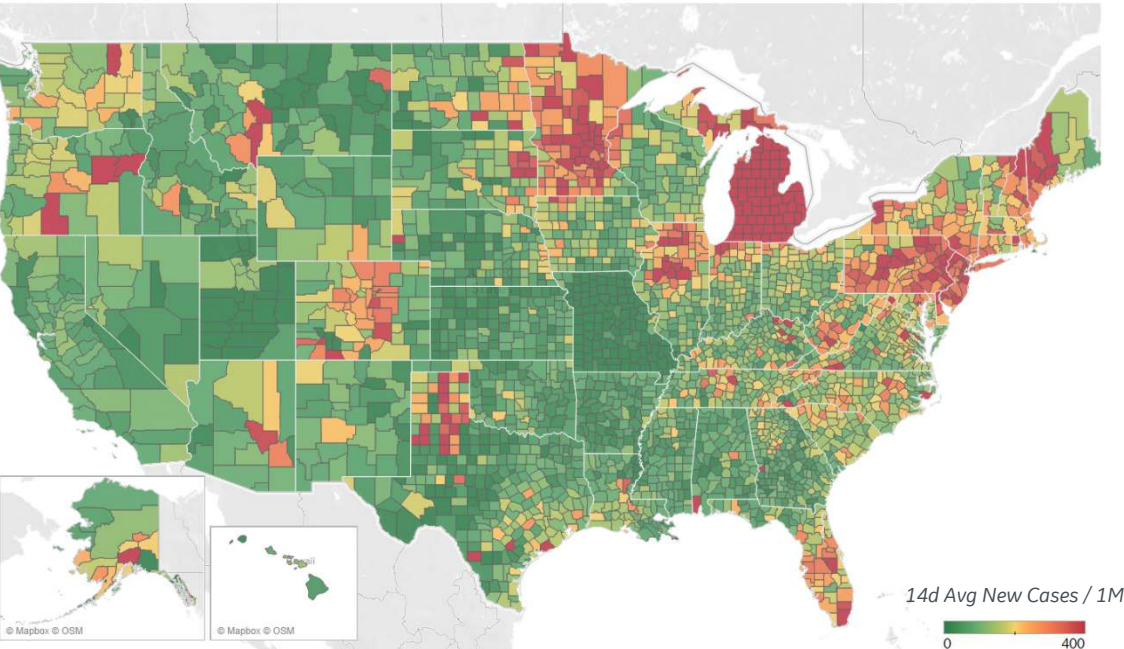




US Counties: Recent Cases and Deaths

Updated 26 Apr 2021, 3:30 GMT 15

Average New Cases per 1M Over Last 14 Days

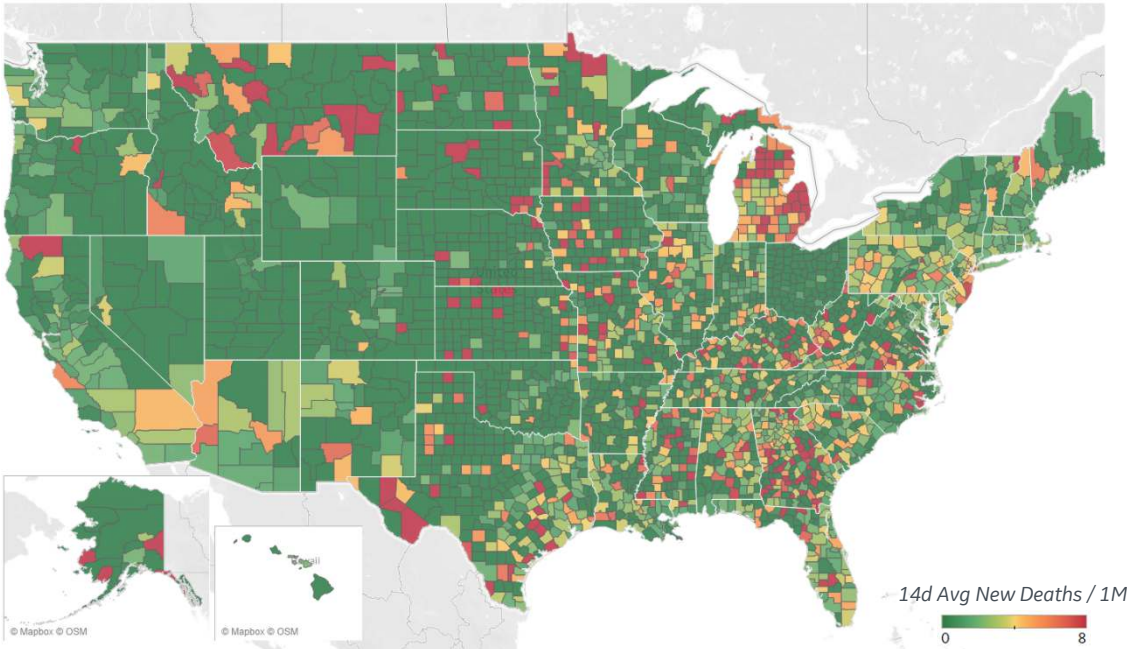


Top 10 by New Confirmed

Avg New Confirmed Cases / 1M

Macomb County, MI	845
Genesee County, MI	796
Ottawa County, MI	725
Wayne County, MI	697
Kent County, MI	645
Oakland County, MI	627
Kalamazoo County, MI	537
Passaic County, NJ	534
Mobile County, AL	491
Miami-Dade County, FL	473

Average New Deaths per 1M Over Last 14 Days



Top 10 by New Deaths

Avg New Deaths/ 1M

Macomb County, MI	9
Genesee County, MI	8
Ocean County, NJ	8
Wayne County, MI	8
Ingham County, MI	7
Clayton County, GA	7
Guilford County, NC	6
Berks County, PA	6
Monterey County, CA	6
Atlantic County, NJ	5

Note: Lists includes counties
≥ 250K population

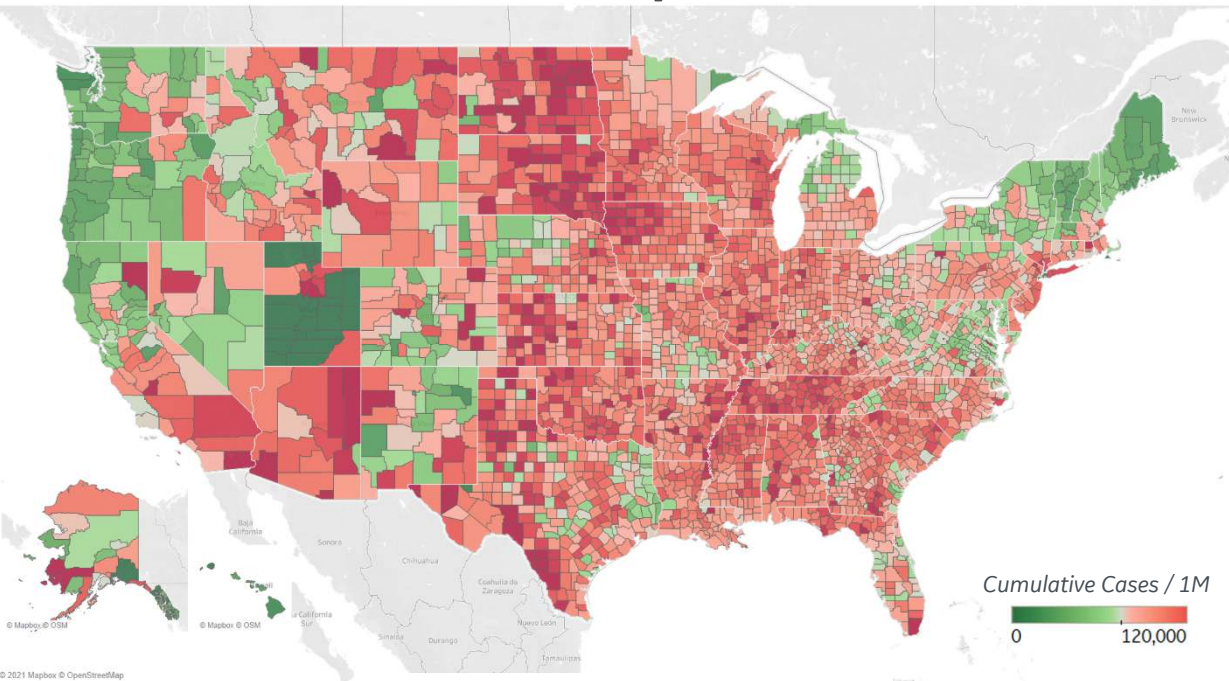


US Counties: Cumulative Cases and Deaths

Updated 26 Apr 2021, 3:30 GMT

16

Confirmed **Cases** per 1M to date

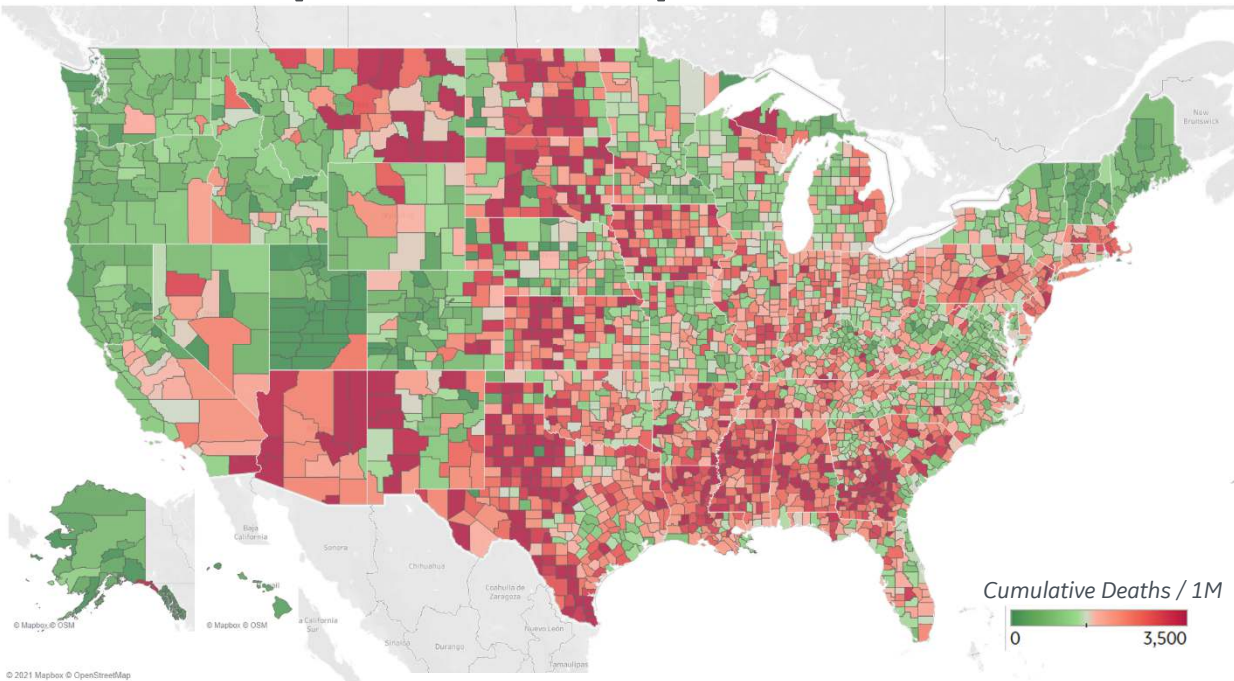


Top 10 Counties

Total Confirmed Cases / 1M

Miami-Dade County, FL	176,176
El Paso County, TX	158,913
Lubbock County, TX	157,125
Webb County, TX	156,789
Utah County, UT	149,097
Providence County, RI	147,471
Passaic County, NJ	141,687
Rockland County, NY	141,450
Greenville County, SC	139,557
San Bernardino County, CA	135,550

Reported **Deaths** per 1M to date



Top 10 Counties

Total Reported Deaths / 1M

New York City*	6,033
Cameron County, TX	3,786
Passaic County, NJ	3,689
Essex County, NJ	3,592
Ocean County, NJ	3,457
Union County, NJ	3,439
Hudson County, NJ	3,278
Hidalgo County, TX	3,235
Hampden County, MA	3,188
El Paso County, TX	3,149

* New York City counties aggregated into one reporting area

Note: Lists includes counties $\geq 250K$ population



Per 1M in Region

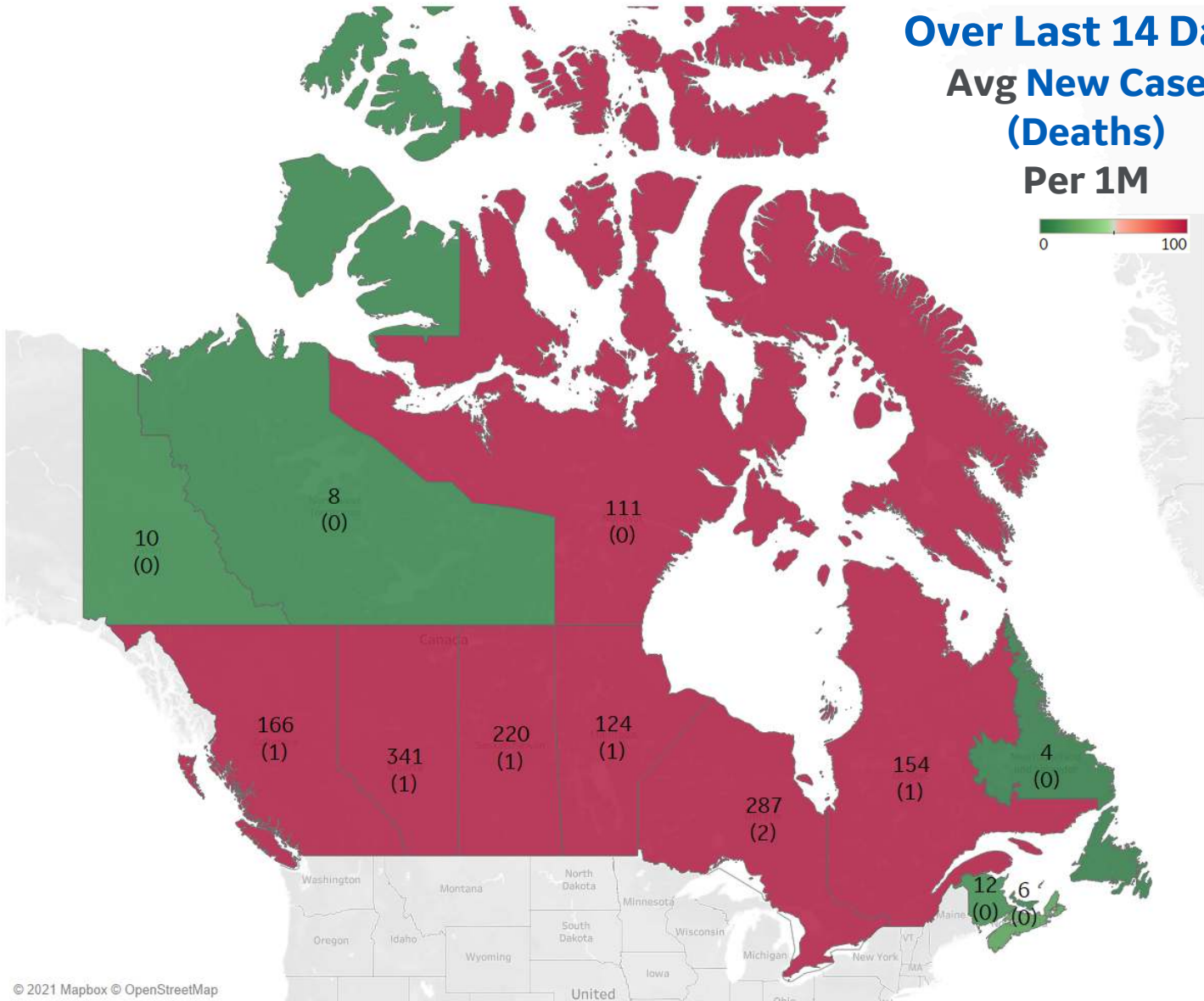
	Today	Change
Active Cases	2,173	-0.1%
Confirmed	184 new	+0.6%
Deaths	1 new	+0.2%
Recovered	185 new	+0.7%

Most Daily New Cases / 1M

Alberta	341
Ontario	287
Saskatchewan	220
British Columbia	166
Quebec	154
Manitoba	124

* Excludes regions with population < 1M

Over Last 14 Days Avg New Cases (Deaths) Per 1M





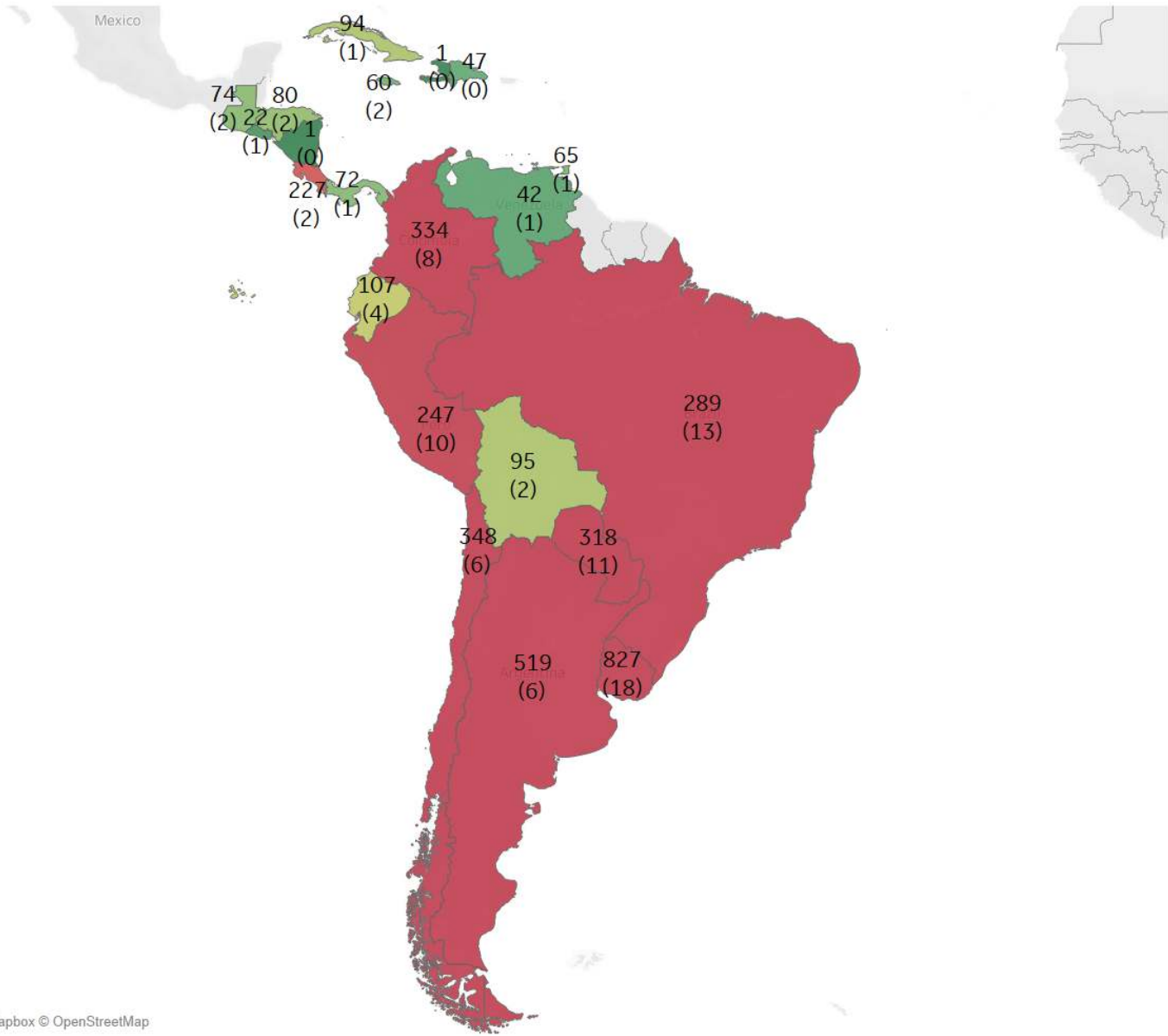
Per 1M in Region

	Today	Change
Active Cases	4,249	+0.4%
Confirmed	173 new	+0.3%
Deaths	5 new	+0.4%
Recovered	151 new	+0.3%

Most Daily New Cases / 1M

Uruguay	827
Argentina	519
Chile	348
Colombia	334
Paraguay	318
Brazil	289
Peru	247
Costa Rica	227
Ecuador	107
Bolivia	95

* Excludes regions with population < 1M





Brazil

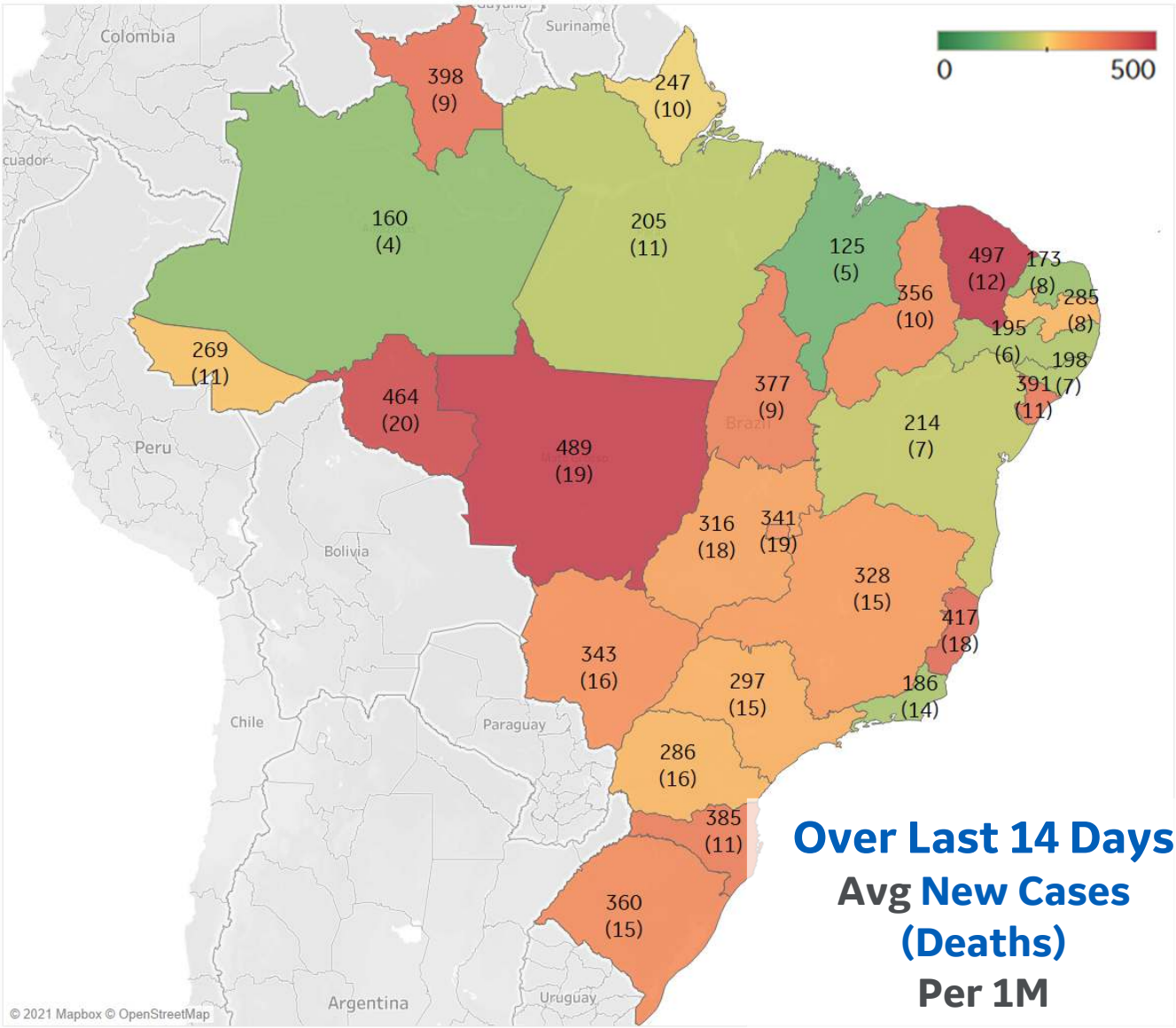
Per 1M in Region

	Today	Change
Active Cases	6,283	+1.7%
Confirmed	153 new	+0.2%
Deaths	6 new	+0.3%
Recovered	40 new	+0.1%

Most Daily New Cases / 1M

Ceará	497
MatoGrosso	489
Rondônia	464
Espírito Santo	417
Sergipe	391
Santa Catarina	385
Tocantins	377
Rio Grande do ..	360
Piauí	356
MatoGrosso do ..	343

* Excludes regions with population < 1M





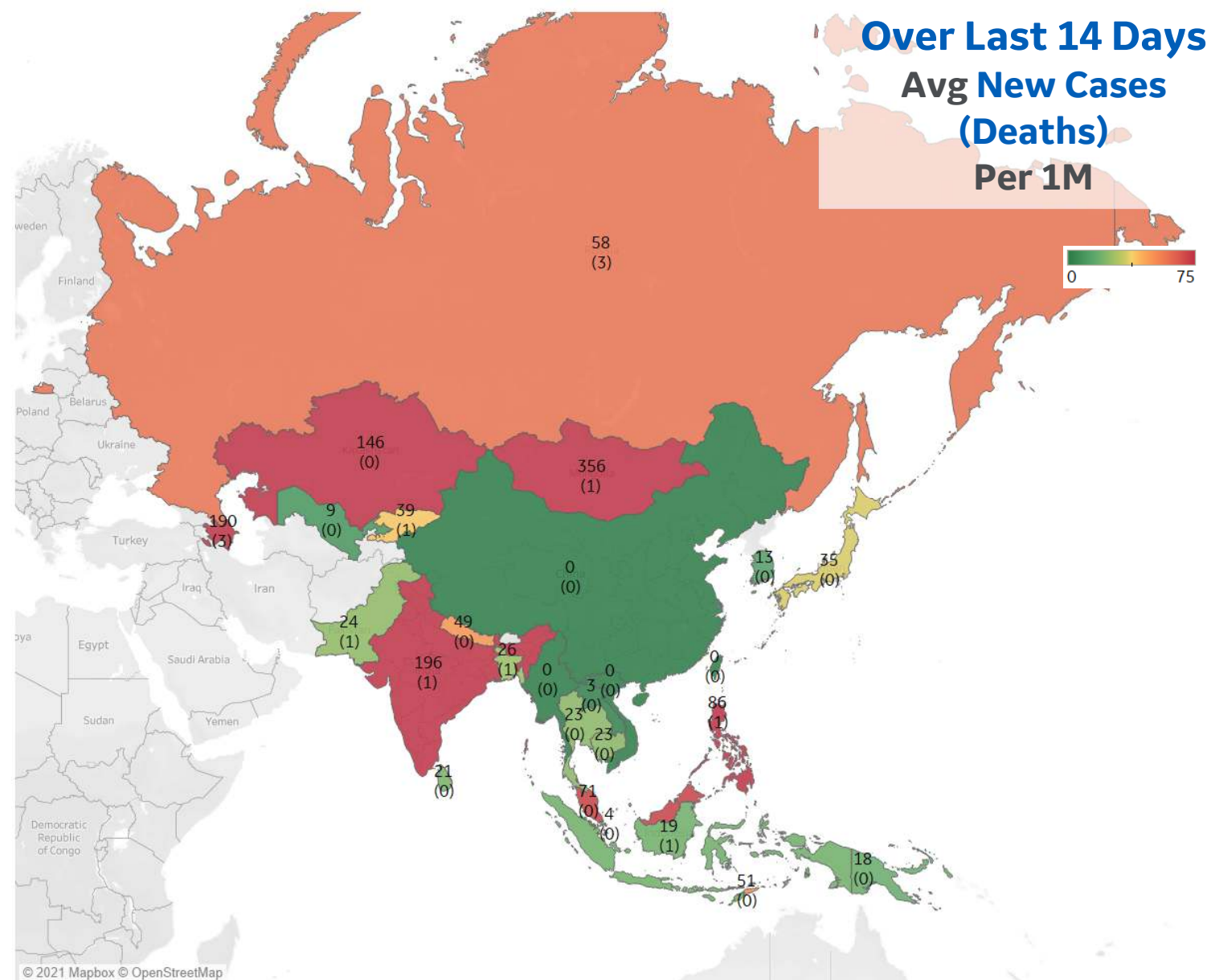
..... Per 1 M in Region

	Today	Change
Active Cases	846	+3.6%
Confirmed	94 new	+1.4%
Deaths	1.0 new	+0.9%
Recovered	64 new	+1.1%

Most Daily New Cases / 1M

Mongolia	356
India	196
Azerbaijan	190
Kazakhstan	146
Philippines	86
Malaysia	71
Russia	58
Timor-Leste	51
Nepal	49
Kyrgyzstan	39

* Excludes regions with population < 1M





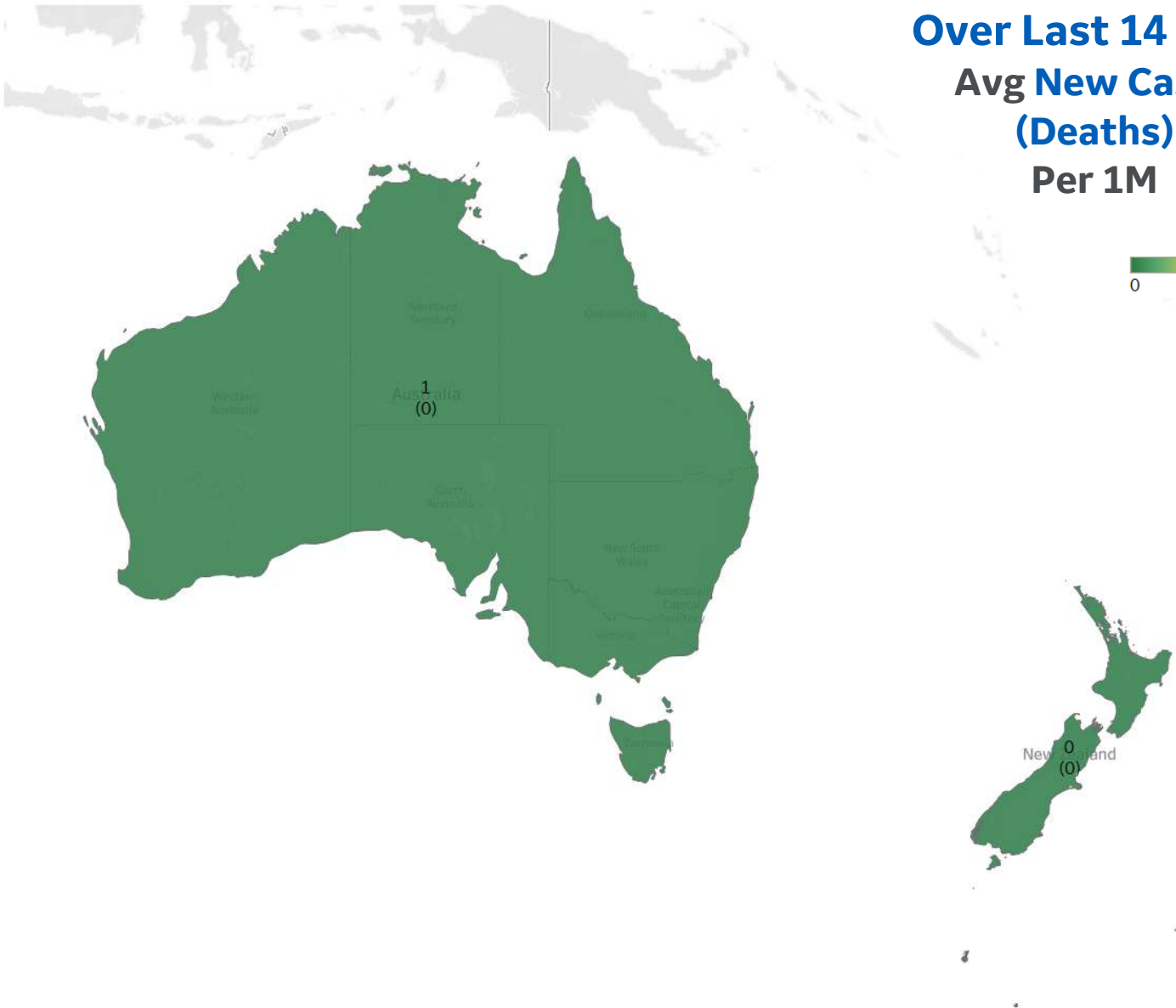
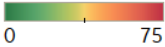
Per 1M in Region

	Today	Change
Active Cases	180	+0.1%
Confirmed	1 new	+0.1%
Deaths	0 new	+0.0%
Recovered	1 new	+0.1%

Most Daily New Cases / 1M

Australia	1
New Zealand	0

Over Last 14 Days Avg New Cases (Deaths) Per 1M





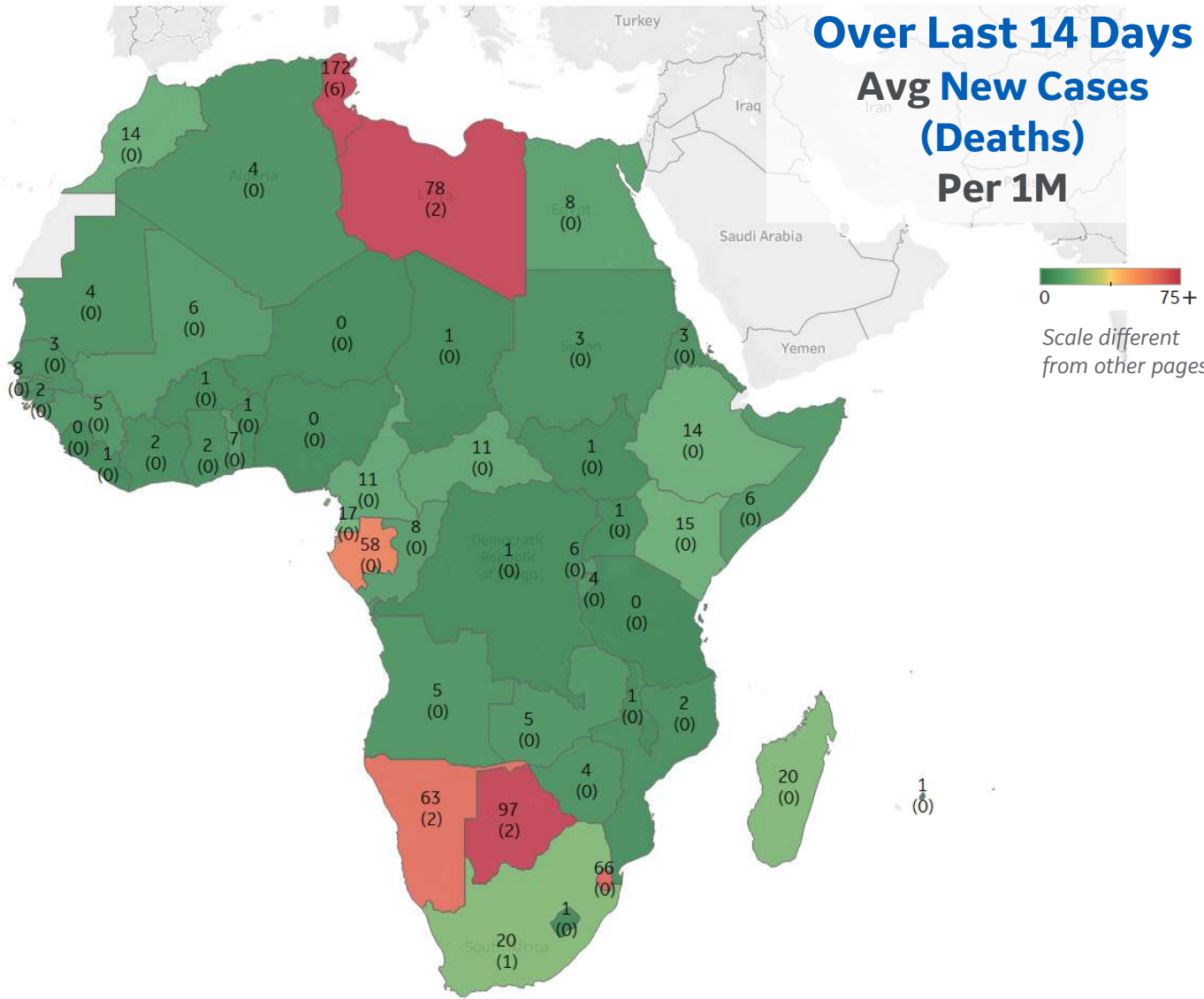
Per 1M in Region

	Today	Change
Active Cases	275	+0.2%
Confirmed	7 new	+0.2%
Deaths	0.2 new	+0.2%
Recovered	6 new	+0.2%

Most Daily New Cases / 1M

Tunisia	172
Botswana	97
Libya	78
Eswatini	66
Namibia	63
Gabon	58
South Africa	20
Madagascar	20
Eq. Guinea	17
Kenya	15

* Excludes regions with population < 1M





Sources



*** Per 1M = Per 1 Million Population unless otherwise noted*

Worldwide Survival Rate, last 30d calculation =
[(Total Confirmed – Total Confirmed 30d ago) – (Total Deaths-Total Deaths 30d ago)] / (Total Confirmed – Total Confirmed 30d ago)

Johns Hopkins Coronavirus Resource Center:

<https://coronavirus.jhu.edu/map.html>

Worldometer Coronavirus Reporting:

<https://www.worldometers.info/coronavirus/>

Public Health England:

<https://www.gov.uk/government/publications/covid-19-track-coronavirus-cases>

US Department of Homeland Security, Homeland Infrastructure Foundation-Level Data:

<https://hifld-geoplatform.opendata.arcgis.com/datasets/hospitals>

National Health Commission of the PRC:

<http://www.nhc.gov.cn/xcs/yqtb/202003/bf66696029ba420098164607240074f8.shtml>

CDC, Severe Outcomes Among Patients with Coronavirus Disease 2019 (COVID-19):

<https://www.cdc.gov/mmwr/volumes/69/wr/mm6912e2.htm>

Italian Department of Civil Protection, COVID Monitoring:

<http://opendatadpc.maps.arcgis.com/apps/opsdashboard/index.html#/b0c68bce2cce478eaac82fe38d4138b1>

The COVID Tracking Project:

<https://covidtracking.com/data/>

UK Office for National Statistics:

<https://www.ons.gov.uk/peoplepopulationandcommunity/birthsdeathsandmarriages/deaths/bulletins/deathsregisteredweeklyinenglandandwalesprovisional/weekending24april2020>

European Centre for Disease Prevention and Control:

<https://www.ecdc.europa.eu/en/publications-data/download-data-hospital-and-icu-admission-rates-and-current-occupancy-covid-19>

Secretary of Health, Mexico:

<https://www.gob.mx/salud/en>

Canada Regional Data:

<https://health-infobase.canada.ca/covid-19/epidemiological-summary-covid-19-cases.html#fn1>

Canada Regional Populations (Q4 2019):

<https://www150.statcan.gc.ca/t1/tbl1/en/tv.action?pid=1710000901>

CDC COVID Data Tracker:

<https://covid.cdc.gov/covid-data-tracker/#vaccinations>

Oxford COVID-19 Government Response Tracker:

<https://www.bing.com/search?q=oxford+stringency+index+countries&PC=U316&FORM=CHROMN>