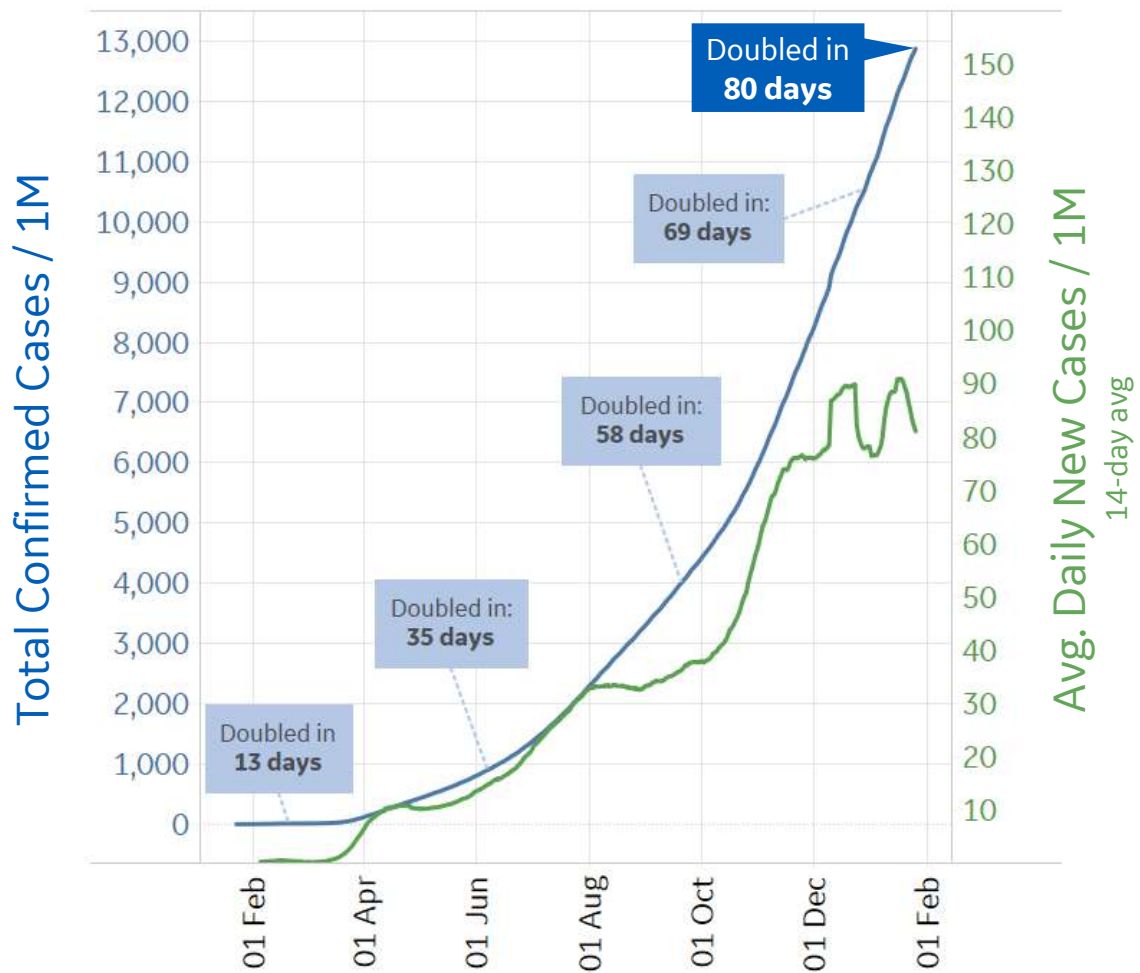




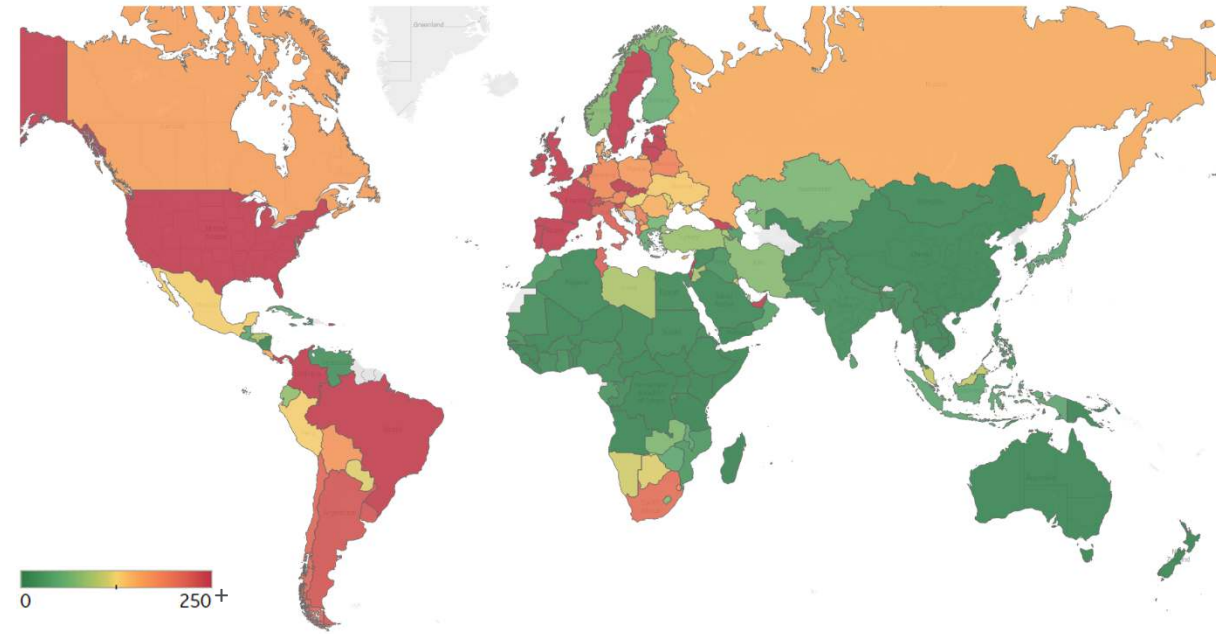
Global Confirmed & Active Cases

Trend since 22 Jan 2020



Avg. Daily New Cases / 1M

Over the last 14 days



Per 1M:	New Today	Change from 30 days ago
Active	23	+28%
Confirmed	66	+24%
Deaths	1	+22%
Recovered	40	+21%
	To Date	Last 30 Days
Worldwide Survival Rate	97.9%	98.0%

Worldwide Survival Rate = (Confirmed - Deaths) / (Confirmed) in a given time period

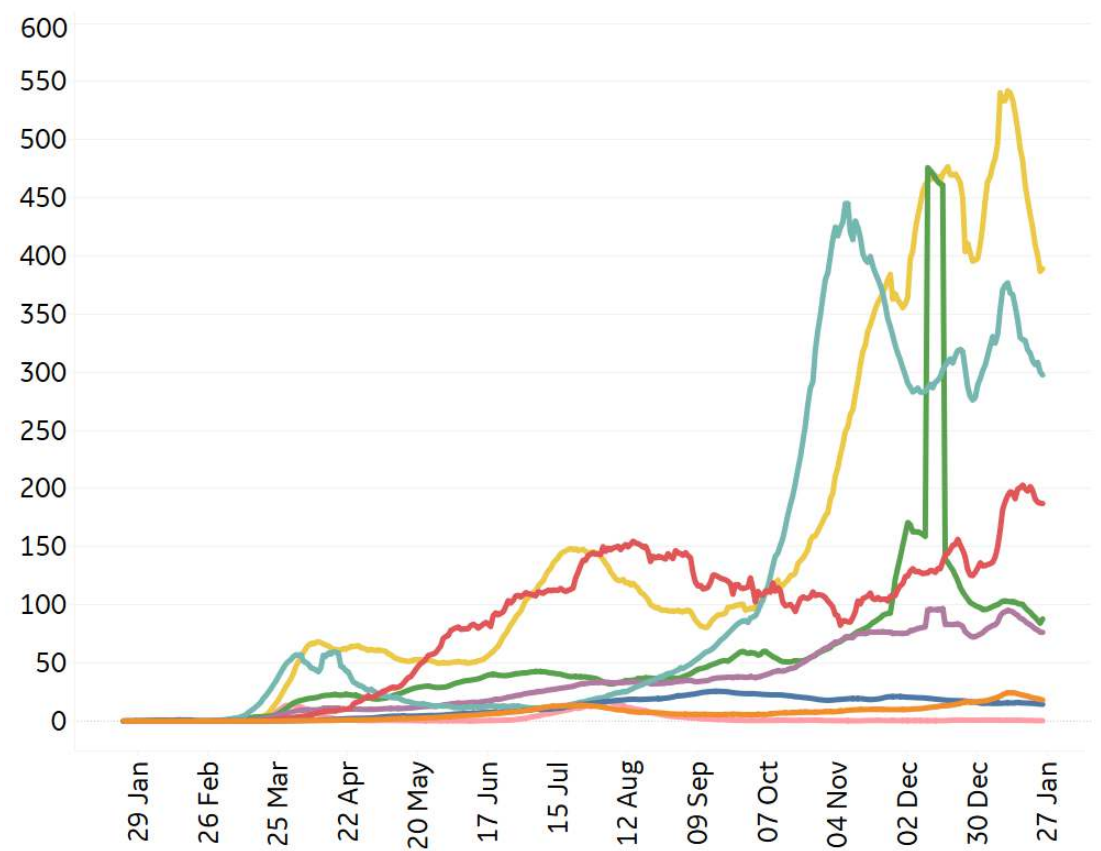


New Confirmed Cases & New Deaths

Key **World** **North America** **Europe** **Middle East** **Cent & South America** **Asia** **Africa** **Oceania**

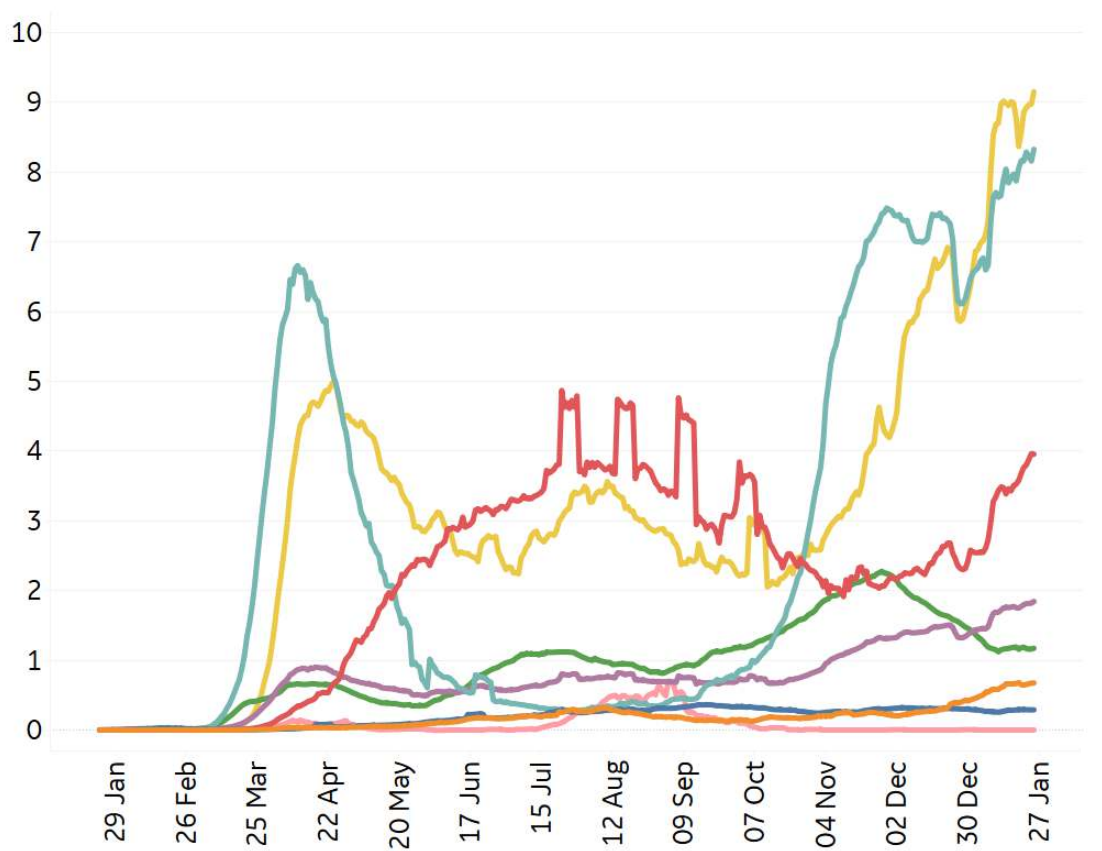
New Confirmed Cases / 1M

7-day rolling average

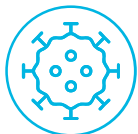


New Deaths / 1M

7-day rolling average



*Large jump in Middle East confirmed cases due to batched reporting of 823,225 new cases in **Turkey** on 10 Dec



Top 50 Countries: Per 1M



1 - 25

	Average over last 7 days		Total Since 22 Jan			Change from 14d Ago in 14 day avg of daily new	
	New Confirmed	New Deaths	Total Confirmed	Total Recovered	Total Deaths	Confirmed	Deaths
Belgium	186	4	59,955	N/A**	1,796	16%	-22%
Slovenia	598	12	76,063	65,611	1,625	-24%	-16%
UK	498	18	54,210	N/A**	1,454	-30%	53%
Czechia	642	13	87,777	76,540	1,443	-35%	3%
Italy	201	8	40,941	31,389	1,420	-20%	-2%
Bos. and Herz.	90	5	36,620	28,226	1,400	-21%	-32%
North Macedo..	118	5	43,543	37,788	1,340	-14%	-13%
Bulgaria	66	6	31,027	25,923	1,278	-42%	-34%
US	516	10	76,426	N/A**	1,272	-19%	9%
Hungary	114	9	37,309	25,164	1,245	-38%	-17%
Spain	785	7	55,468	3,216	1,202	107%	83%
Peru	145	4	33,178	30,706	1,201	113%	65%
Croatia	137	7	55,795	53,998	1,184	-41%	-31%
Panama	424	9	72,346	60,557	1,182	-35%	-2%
France	314	6	47,743	3,429	1,128	21%	10%
Sweden	335	10	54,179	N/A**	1,090	-38%	36%
Switzerland	226	6	59,344	36,697	1,057	-37%	-22%
Portugal	1,213	24	63,071	45,285	1,051	66%	124%
Argentina	213	4	41,482	36,874	1,041	2%	33%
Armenia	68	2	56,051	52,285	1,028	-12%	-26%
Brazil	242	5	41,736	37,001	1,024	18%	17%
Colombia	294	8	39,851	36,342	1,017	14%	30%
EU	302	8	42,412	20,815	1,013	-2%	6%
Lithuania	481	10	65,080	43,807	979	-40%	-55%
Chile	220	3	36,784	34,438	942	31%	16%

26 - 50

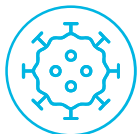
	Average over last 7 days		Total Since 22 Jan			Change from 14d Ago in 14 day avg of daily new	
	New Confirmed	New Deaths	Total Confirmed	Total Recovered	Total Deaths	Confirmed	Deaths
Poland	148	8	39,056	32,704	935	-32%	0%
Romania	129	4	37,040	34,041	927	-28%	-20%
Moldova	117	4	38,777	36,485	835	-13%	-14%
Austria	171	5	45,048	42,548	827	-18%	-14%
Netherlands	301	4	56,388	N/A**	799	-31%	-15%
Kosovo	197	4	31,647	27,683	794	39%	26%
Georgia	211	4	63,626	61,014	770	-20%	-27%
Slovakia	331	14	43,414	35,420	745	-32%	-6%
Ireland	407	10	38,261	4,732	603	-45%	325%
Latvia	403	10	32,463	25,997	591	-13%	-13%
Ukraine	107	4	28,234	22,560	526	-15%	5%
Israel	909	7	70,861	61,751	520	20%	77%
Costa Rica	133	3	37,444	29,279	502	-25%	-2%
Serbia	180	2	44,078	N/A**	447	-30%	-45%
Jordan	81	1	31,490	30,273	415	-33%	-26%
West Bank an..	104	2	34,117	31,875	393	-44%	-35%
Lebanon	550	9	41,352	24,635	348	21%	239%
Denmark	133	5	33,835	31,379	347	-53%	5%
Turkey	72	2	28,874	27,442	299	-43%	-22%
Estonia	391	5	30,889	22,706	289	-10%	30%
Kuwait	118	0	37,882	36,240	223	39%	-31%
Bahrain	192	1	58,904	56,866	217	10%	160%
Qatar	89	0	51,820	50,322	86	13%	0%
UAE	358	1	28,467	25,813	81	61%	71%
Total World	76	2	12,873	7,107	276	-8%	15%

*Change from 14d ago:
Compares 14d-avgs. of Daily New Cases/Deaths today with 14d-avgs. from 14d ago

In the past 7 days, deaths in **Lebanon** increased 21% (+61 deaths per 1M)

Top 50 countries selected by Cases / 1M
Sorted by Total Deaths / 1M
Excluded countries with population < 1M

N/A** due to inconsistent reporting of Recovered Cases



Top 50 Countries: Raw Volume

Updated 26 Jan 2021, 3:30 GMT

4

1 - 25

	Average over last 7 days		Total Since 22 Jan			Change from 14d Ago [*] in 14 day avg of daily new	
	New Confirmed	New Deaths	Total Confirmed	Total Recovered	Total Deaths	Confirmed	Deaths
EU	134,350	3,518	18,883,916	9,267,847	450,916	-2%	6%
US	170,720	3,161	25,297,059	N/A**	421,129	-19%	9%
Brazil	51,375	1,052	8,871,393	7,864,969	217,664	18%	17%
India	13,574	147	10,676,838	10,345,985	153,587	-22%	-29%
Mexico	17,463	1,289	1,771,740	1,335,876	150,273	51%	38%
UK	33,822	1,242	3,680,101	N/A**	98,723	-30%	53%
Italy	12,181	475	2,475,372	1,897,861	85,881	-20%	-2%
France	20,495	401	3,116,355	223,823	73,636	21%	10%
Russia	20,765	540	3,698,246	3,117,405	68,841	-10%	9%
Iran	6,153	85	1,379,286	1,171,070	57,481	0%	-16%
Spain	36,704	348	2,593,382	150,376	56,208	107%	83%
Germany	13,611	838	2,154,656	1,859,936	53,127	-20%	6%
Colombia	14,945	392	2,027,746	1,849,194	51,747	14%	30%
Argentina	9,625	172	1,874,801	1,666,527	47,034	2%	33%
South Africa	10,086	524	1,417,537	1,241,421	41,117	-27%	16%
Peru	4,767	120	1,093,938	1,012,450	39,608	113%	65%
Poland	5,601	285	1,478,119	1,237,736	35,401	-32%	0%
Indonesia	11,749	264	999,256	809,488	28,132	38%	31%
Turkey	6,041	150	2,435,247	2,314,403	25,210	-43%	-22%
Ukraine	4,697	165	1,234,772	986,655	23,001	-15%	5%
Belgium	2,155	49	694,858	N/A**	20,814	16%	-22%
Canada	5,437	105	757,657	677,636	18,868	-25%	-8%
Chile	4,204	65	703,178	658,324	17,999	31%	16%
Romania	2,487	81	712,561	654,875	17,841	-28%	-20%
Czechia	6,879	143	940,004	819,662	15,453	-35%	3%

26 - 50

	Average over last 7 days		Total Since 22 Jan			Change from 14d Ago [*] in 14 day avg of daily new	
	New Confirmed	New Deaths	Total Confirmed	Total Recovered	Total Deaths	Confirmed	Deaths
Ecuador	1,418	45	241,567	204,071	14,639	71%	139%
Netherlands	5,150	76	966,194	N/A**	13,686	-31%	-15%
Iraq	792	7	614,576	583,127	13,000	-3%	-18%
Hungary	1,102	88	360,418	243,092	12,024	-38%	-17%
Pakistan	1,843	46	535,914	490,126	11,376	-8%	-9%
Sweden	3,383	97	547,166	N/A**	11,005	-38%	36%
Portugal	12,373	242	643,113	461,757	10,721	66%	124%
Philippines	1,751	55	514,996	475,422	10,292	32%	200%
Switzerland	1,953	51	513,599	317,600	9,146	-37%	-22%
Morocco	926	28	466,626	443,472	8,172	-32%	-18%
Bangladesh	582	17	532,401	476,979	8,041	-31%	-27%
Austria	1,541	47	405,723	383,200	7,451	-18%	-14%
Saudi Arabia	212	4	366,584	358,137	6,355	64%	-39%
Japan	4,726	118	368,684	290,386	5,193	7%	74%
Panama	1,828	39	312,158	261,291	5,098	-35%	-2%
Israel	7,870	65	613,340	534,485	4,498	20%	77%
Jordan	822	12	321,298	308,883	4,239	-33%	-26%
Slovakia	1,806	77	237,027	193,380	4,068	-32%	-6%
Serbia	1,574	19	385,126	N/A**	3,905	-30%	-45%
Georgia	843	16	253,816	243,396	3,071	-20%	-27%
Lebanon	3,756	59	282,249	168,142	2,374	21%	239%
Nepal	306	7	269,789	264,538	2,011	-30%	-12%
Belarus	1,611	10	238,635	224,171	1,658	-3%	0%
UAE	3,545	7	281,546	255,304	798	61%	71%
Total World	591,358	14,283	99,722,272	55,057,255	2,140,085	-8%	15%

^{*}Change from 14d ago:
Compares 14d-avgs. of Daily New Cases/Deaths
today with 14d-avgs. from 14d ago

In the past 14 days, confirmed cases in **Portugal** increased 33% (+159,424 cases)
and deaths increased 37% (+2,918 deaths)

Top 50 countries selected by Total Cases
Sorted by Raw Total Deaths
Excluded countries with population < 1M

N/A** due to inconsistent reporting of Recovered Cases



United States: Per 1M



1 - 25

	Average over last 7 days		Total Since 22 Jan			Change from 14d Ago* in 14 day avg of daily new	
	New Confirmed	New Deaths	Total Confirmed	Total Recovered	Total Deaths	Confirmed	Deaths
New Jersey	577	8	75,089	7,376	2,361	0%	-7%
New York	673	10	69,276	6,299	2,187	-6%	19%
Massachusetts	627	10	73,078	51,416	2,057	-17%	-7%
Rhode Island	986	14	105,492	6,398	1,992	-26%	-20%
Mississippi	538	12	89,090	74,866	1,941	-23%	7%
Connecticut	541	10	68,334	2,749	1,938	-6%	-3%
South Dakota	246	6	121,154	115,069	1,927	-37%	-14%
North Dakota	176	6	127,121	123,850	1,884	-38%	-16%
Louisiana	491	10	83,020	68,840	1,848	-21%	15%
Arizona	954	19	100,003	13,571	1,681	-18%	25%
Illinois	367	7	87,183	N/A	1,637	-22%	-27%
Pennsylvania	419	14	63,435	49,853	1,609	-27%	2%
Arkansas	589	15	94,341	86,894	1,541	-29%	5%
Michigan	214	8	60,088	46,372	1,524	-32%	-29%
New Mexico	370	14	80,930	45,711	1,506	-32%	3%
Indiana	435	8	91,089	58,531	1,445	-35%	-37%
Iowa	354	7	99,494	86,765	1,422	-24%	-12%
Alabama	553	16	90,351	47,563	1,359	-30%	107%
Tennessee	474	11	104,028	96,209	1,313	-41%	-13%
Nevada	422	11	88,274	N/A	1,308	-32%	0%
S. Carolina	831	8	81,849	36,402	1,273	7%	11%
Georgia	671	13	82,019	N/A	1,253	-17%	135%
DC	298	4	50,308	35,165	1,245	-4%	16%
Kansas	475	5	93,194	1,865	1,240	-30%	-48%
Texas	647	12	78,267	62,726	1,210	-1%	33%

*Change from 14d ago:
Compares 14d-avgs. of Daily New Cases/Deaths
today with 14d-avgs. from 14d ago

26 - 51

	Average over last 7 days		Total Since 22 Jan			Change from 14d Ago* in 14 day avg of daily new	
	New Confirmed	New Deaths	Total Confirmed	Total Recovered	Total Deaths	Confirmed	Deaths
Florida	525	8	77,204	N/A	1,185	-19%	35%
Maryland	353	7	56,758	1,567	1,141	-17%	7%
Missouri	281	7	75,399	N/A	1,106	-39%	-2%
Minnesota	214	4	80,818	77,892	1,093	-33%	-31%
Delaware	628	5	77,217	N/A	1,077	-9%	-28%
Montana	299	8	85,907	80,722	1,077	-22%	-28%
Wisconsin	322	7	100,040	86,903	1,065	-27%	21%
West Virginia	481	9	64,637	49,982	1,060	-35%	-8%
Wyoming	334	12	88,227	84,678	987	-1%	-2%
Nebraska	415	4	97,080	68,472	979	-20%	-34%
Colorado	281	3	67,289	3,572	957	-32%	-49%
California	615	14	81,322	N/A	950	-24%	19%
Idaho	358	6	89,551	42,747	941	-26%	-18%
Ohio	459	6	74,313	63,020	921	-24%	-6%
Oklahoma	651	11	94,732	85,675	832	-25%	32%
N. Carolina	665	9	68,978	60,597	831	-13%	12%
Kentucky	613	9	77,854	9,347	774	-11%	50%
New Hampshire	620	6	46,163	41,296	728	-2%	-21%
Virginia	537	6	56,074	4,357	712	12%	29%
Washington	229	5	39,678	N/A	545	-33%	-11%
Utah	550	4	105,199	89,163	498	-27%	14%
Oregon	160	3	32,858	N/A	446	-25%	49%
Maine	337	4	27,560	9,109	407	2%	-3%
Alaska	255	6	72,995	N/A	354	-33%	46%
Vermont	216	2	17,893	11,981	274	7%	-44%
Hawaii	79	2	18,007	N/A	241	-26%	43%

Arizona has surpassed 100K cases / 1M – joining **North Dakota, South Dakota, Rhode Island, Utah, Tennessee,** and **Wisconsin** as the only with over 100K cases / 1M

Sorted by Total Deaths / 1M

N/As due to states revising and updating case counts



United States: Raw Volume



1 - 25

	Average over last 7 days		Total Since 22 Jan			Change from 14d Ago* in 14 day avg of daily new	
	New Confirmed	New Deaths	Total Confirmed	Total Recovered	Total Deaths	Confirmed	Deaths
New York	13,099	196	1,347,667	122,544	42,544	-6%	19%
California	24,317	542	3,213,222	N/A	37,543	-24%	19%
Texas	18,748	340	2,269,424	1,818,785	35,090	-1%	33%
Florida	11,270	167	1,658,169	N/A	25,446	-19%	35%
New Jersey	5,125	73	666,951	65,519	20,972	0%	-7%
Illinois	4,650	89	1,104,763	N/A	20,744	-22%	-27%
Pennsylvania	5,362	180	812,098	638,214	20,593	-27%	2%
Michigan	2,138	76	600,093	463,106	15,219	-32%	-29%
Massachusetts	4,321	68	503,688	354,388	14,178	-17%	-7%
Georgia	7,125	135	870,828	N/A	13,303	-17%	135%
Arizona	6,945	139	727,895	98,779	12,239	-18%	25%
Ohio	5,370	70	868,656	736,651	10,768	-24%	-6%
Indiana	2,931	55	613,228	394,046	9,728	-35%	-37%
Tennessee	3,239	77	710,427	657,031	8,970	-41%	-13%
N. Carolina	6,973	91	723,445	635,543	8,720	-13%	12%
Louisiana	2,284	48	385,942	320,025	8,590	-21%	15%
Connecticut	1,930	34	243,632	9,800	6,911	-6%	-3%
Maryland	2,132	43	343,138	9,476	6,900	-17%	7%
Missouri	1,724	45	462,759	N/A	6,786	-39%	-2%
Alabama	2,712	77	443,009	233,211	6,662	-30%	107%
S. Carolina	4,279	43	421,417	187,423	6,552	7%	11%
Wisconsin	1,877	39	582,477	505,987	6,199	-27%	21%
Minnesota	1,205	23	455,783	439,283	6,166	-33%	-31%
Virginia	4,581	49	478,619	37,191	6,081	12%	29%
Mississippi	1,602	36	265,146	222,812	5,777	-23%	7%

26 - 51

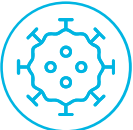
	Average over last 7 days		Total Since 22 Jan			Change from 14d Ago* in 14 day avg of daily new	
	New Confirmed	New Deaths	Total Confirmed	Total Recovered	Total Deaths	Confirmed	Deaths
Colorado	1,618	18	387,500	20,569	5,512	-32%	-49%
Arkansas	1,777	44	284,702	262,229	4,650	-29%	5%
Iowa	1,118	23	313,909	273,751	4,488	-24%	-12%
Washington	1,743	35	302,141	N/A	4,148	-33%	-11%
Nevada	1,300	35	271,897	N/A	4,029	-32%	0%
Kansas	1,383	15	271,503	5,432	3,613	-30%	-48%
Kentucky	2,737	42	347,827	41,760	3,460	-11%	50%
Oklahoma	2,577	43	374,853	339,014	3,293	-25%	32%
New Mexico	776	28	169,696	95,848	3,157	-32%	3%
Rhode Island	1,044	15	111,754	6,778	2,110	-26%	-20%
West Virginia	861	16	115,839	89,575	1,899	-35%	-8%
Nebraska	802	7	187,793	132,453	1,894	-20%	-34%
Oregon	677	11	138,587	N/A	1,882	-25%	49%
South Dakota	217	5	107,180	101,797	1,705	-37%	-14%
Idaho	640	11	160,033	76,392	1,681	-26%	-18%
Utah	1,764	14	337,264	285,852	1,597	-27%	14%
North Dakota	134	4	96,874	94,381	1,436	-38%	-16%
Montana	320	8	91,816	86,274	1,151	-22%	-28%
Delaware	612	5	75,191	N/A	1,049	-9%	-28%
New Hampshire	843	8	62,768	56,151	990	-2%	-21%
DC	210	3	35,505	24,818	879	-4%	16%
Wyoming	193	7	51,062	49,008	571	-1%	-2%
Maine	453	5	37,046	12,245	547	2%	-3%
Hawaii	112	3	25,495	N/A	341	-26%	43%
Alaska	187	4	53,399	N/A	259	-33%	46%
Vermont	135	1	11,165	7,476	171	7%	-44%

*Change from 14d ago:
Compares 14d-avgs. of Daily New Cases/Deaths
today with 14d-avgs. from 14d ago

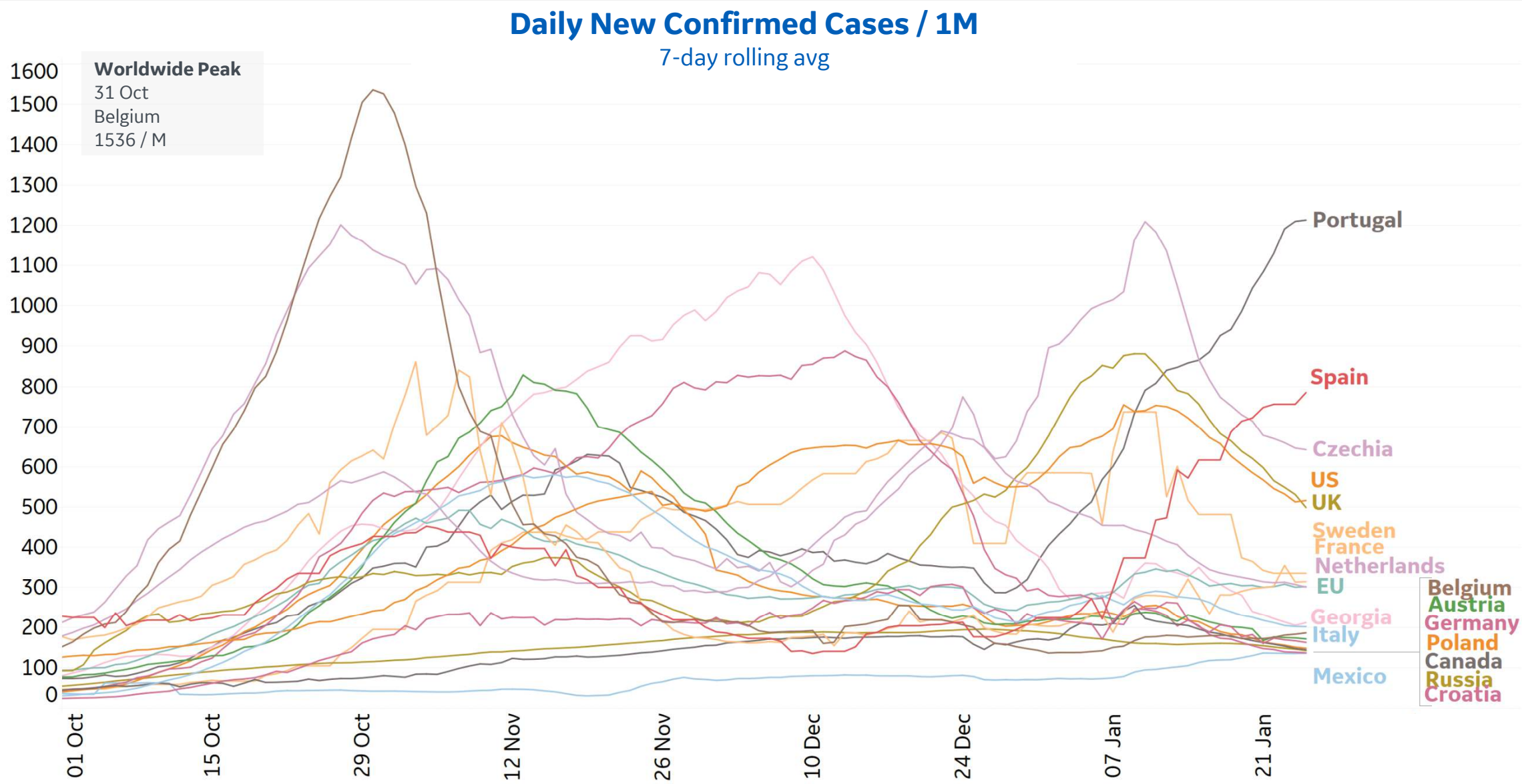
South Dakota, North Dakota, and Alaska reported the lowest increases
in confirmed cases today (+32, 57, and 84 cases respectively)

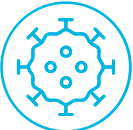
Sorted by Raw Total Deaths

N/As due to states revising and updating case counts



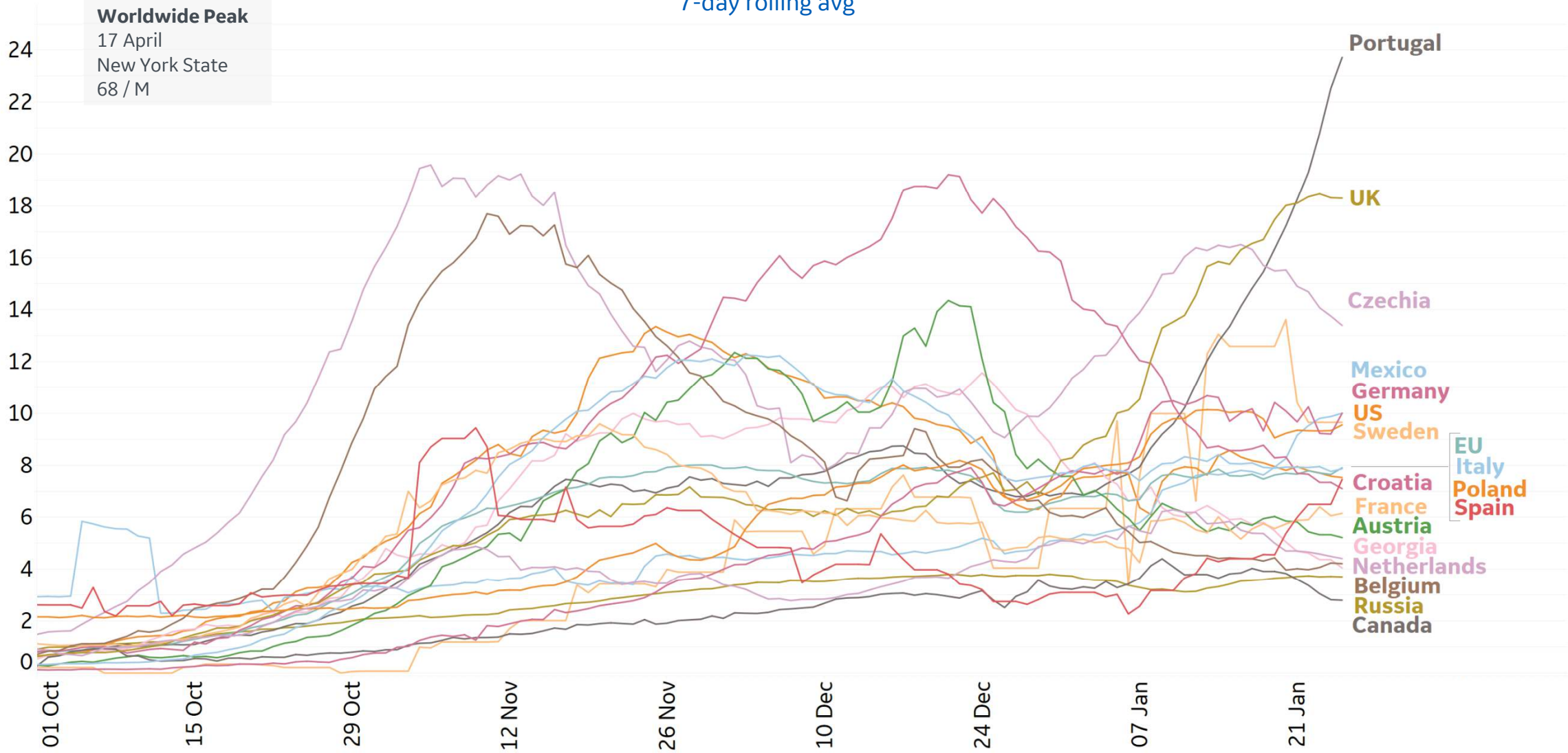
New Confirmed Cases in Select Countries





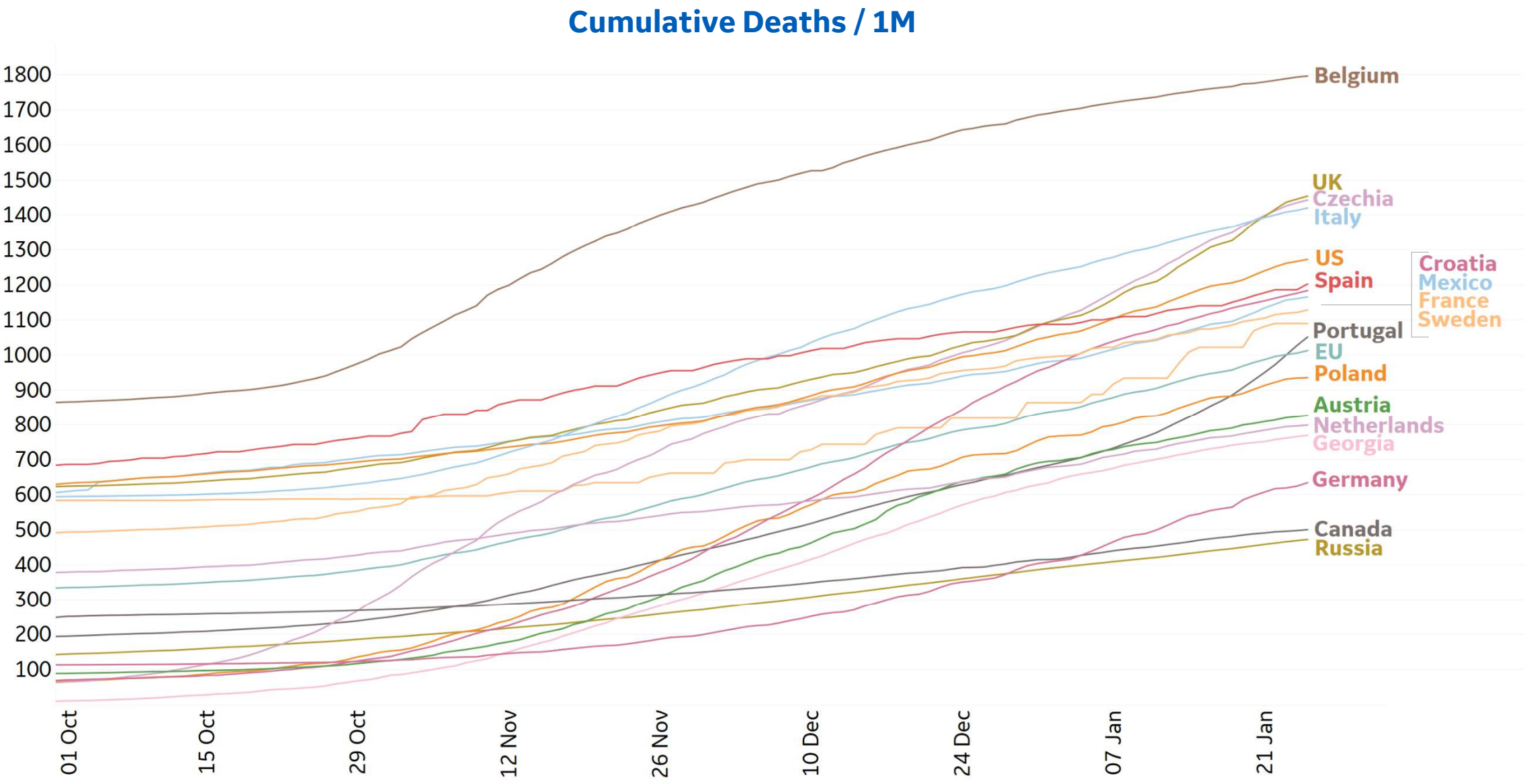
New Deaths in Select Countries

Daily New Deaths / 1M
7-day rolling avg



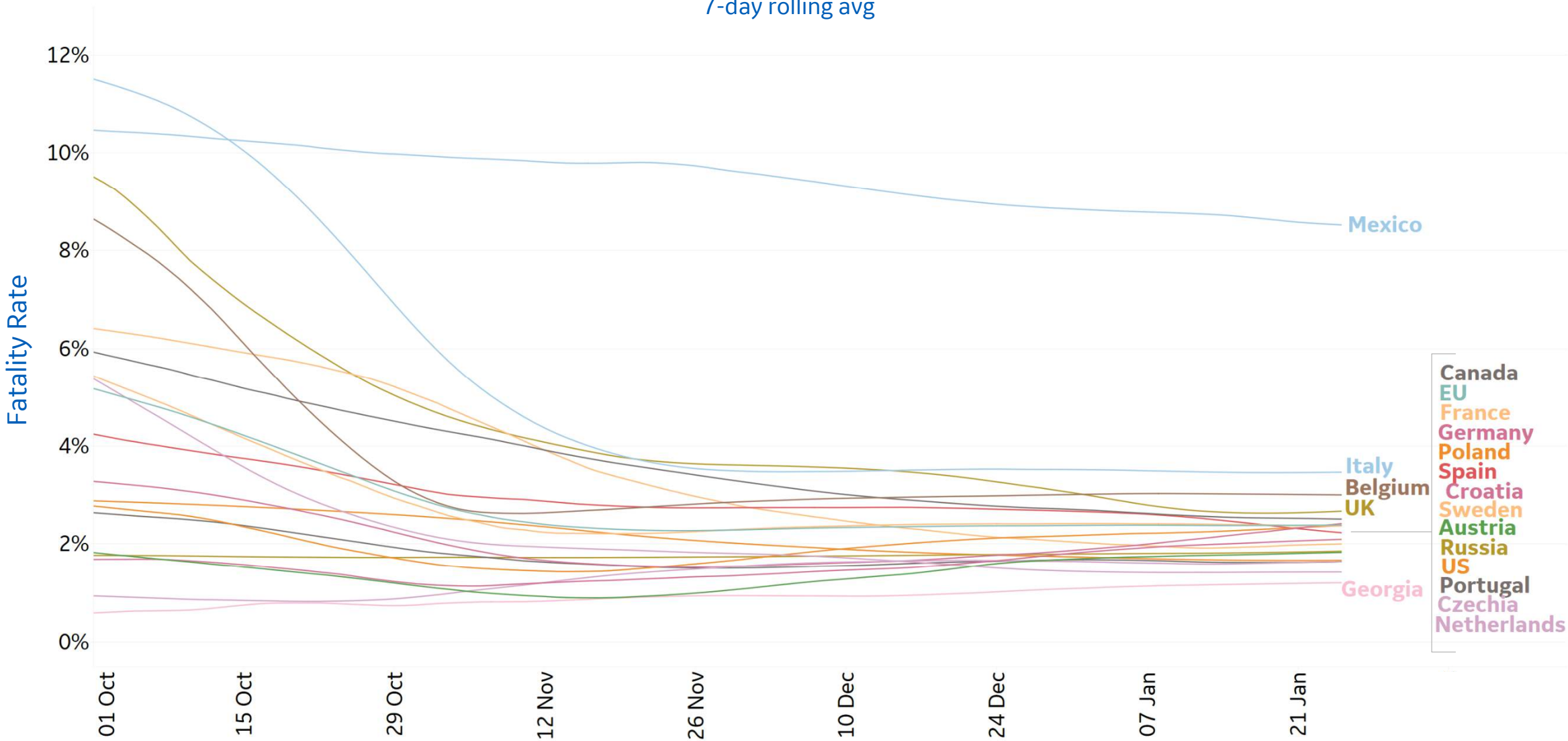


Cumulative Deaths in Select Countries





7-day rolling avg





Feature: US COVID-19 Fatalities by Age & Comorbidity

Case Fatality Rates by Age

% of confirmed cases that end in death

Age Group	Case Fatality Rate
85+	20.9%
75-84	10.7%
65-74	4.3%
50-64	1.1%
40-49	0.3%
30-39	0.1%
18-29	0.04%
0-4	0.02%
5-17	0.01%
Overall	3.1%

Comorbid Conditions

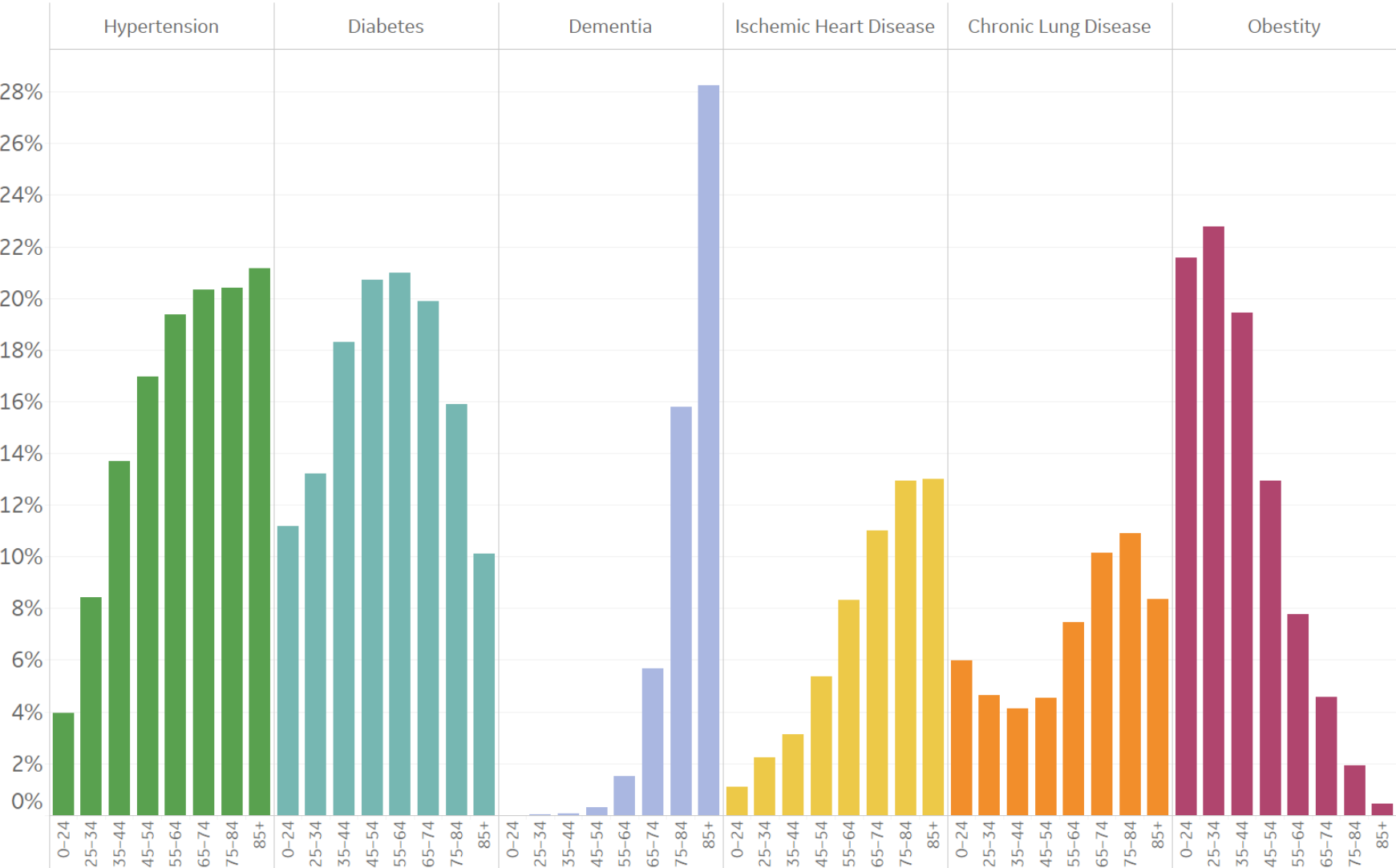
% of **total** COVID deaths where the patient had the following comorbidity listed as a contributing condition

Comorbidity	Proportion
Hypertension	20%
Diabetes	16%
Dementia	15%
Ischemic Heart Disease	11%
Chronic Lung Disease	9%
Obesity	4%

Source: US CDC COVID-19 Death Data and Resources
Comorbidity data thru 16 Jan
Patients may be double counted who had multiple comorbidities listed as contributing conditions

% of COVID-19 deaths with a comorbidity listed as a contributing condition of death by age group

Compared to our last analysis of these data on **4 Sept**, the common comorbidities for those aged 0 - 34 and 85+ remain the same.
Obesity remains most common for the **0 - 34** age group. **Dementia** & **Hypertension** remain most common for the **85+** age group.





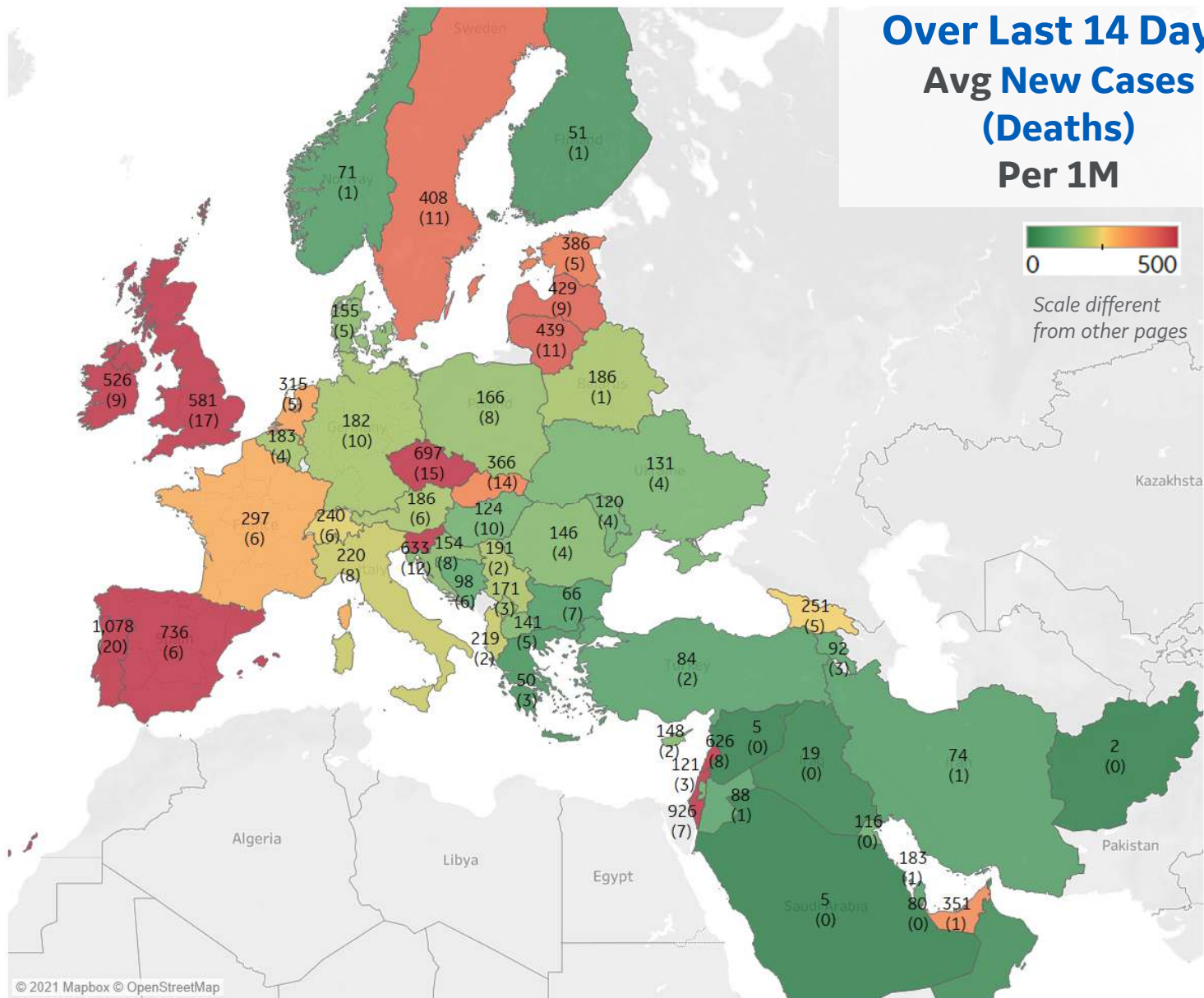
Per 1M in Region

	Today	Change
Active Cases	14,717	+0.7%
Confirmed	222 new	+0.7%
Deaths	5 new	+0.6%
Recovered	116 new	+0.6%

Most Daily New Cases / 1M

Portugal	1,078
Israel	926
Spain	736
Czechia	697
Slovenia	633
Lebanon	626
UK	581
Ireland	526
Lithuania	439
Latvia	429

* Excludes regions with population < 1M





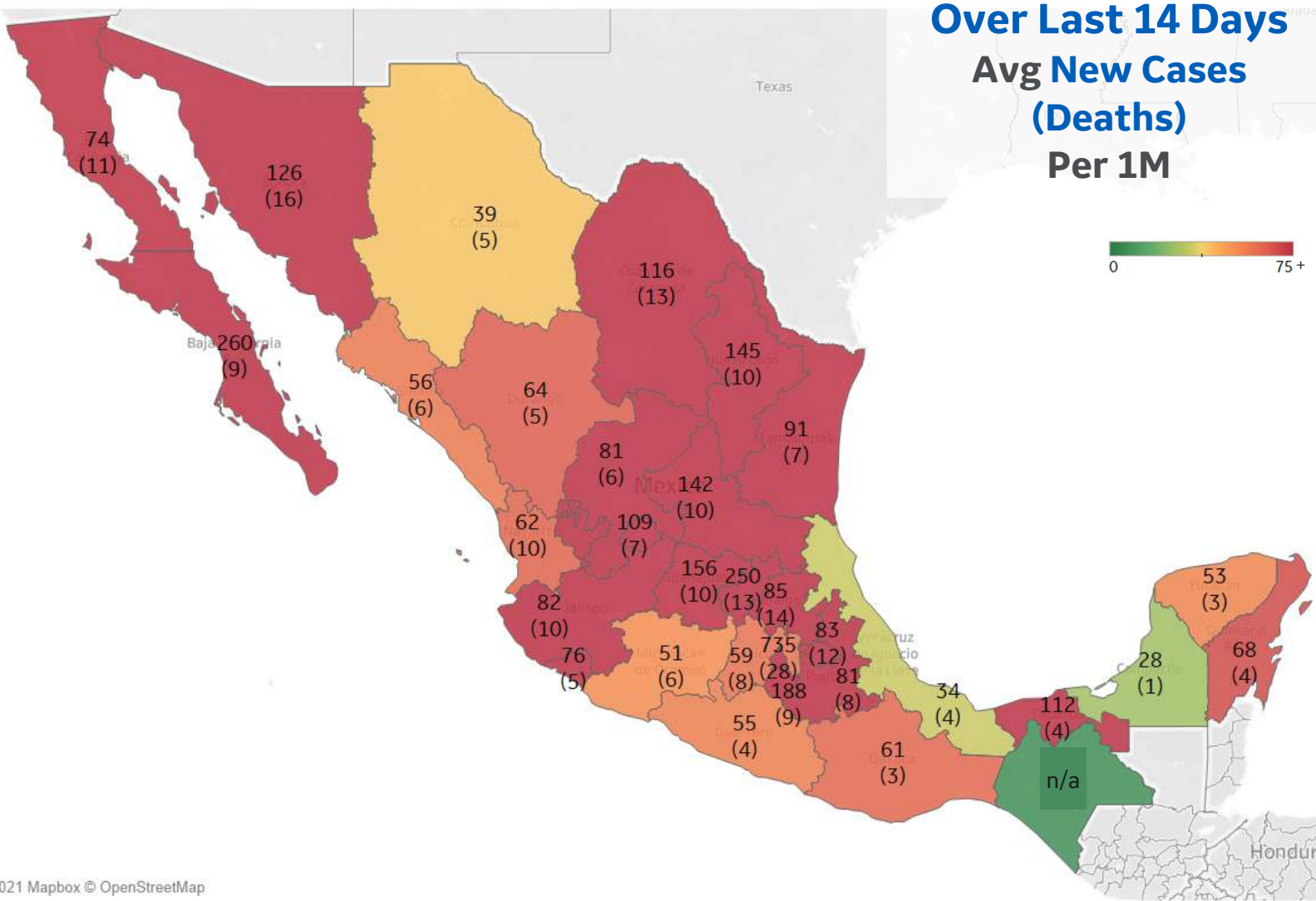
Mexico

Per 1M in Region

	Today	Change
Active Cases	2,215	-2.6%
Confirmed	66 new	+0.5%
Deaths	5 new	+0.4%
Recovered	120 new	+1.2%

Most Daily New Cases / 1M

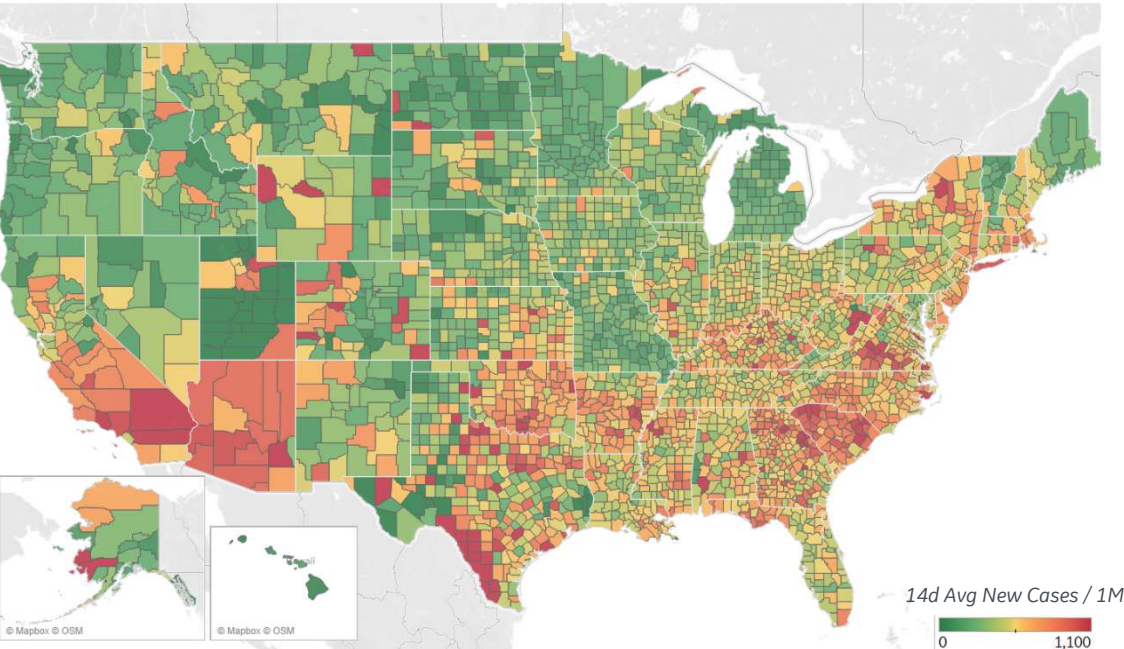
Distrito Federal	735
Baja California Sur	260
Querétaro	250
Morelos	188
Guanajuato	156
Nuevo León	145
San Luis Potosí	142
Nacional	129
Sonora	126
Coahuila	116





US Counties: Recent Cases and Deaths

Average New Cases per 1M Over Last 14 Days

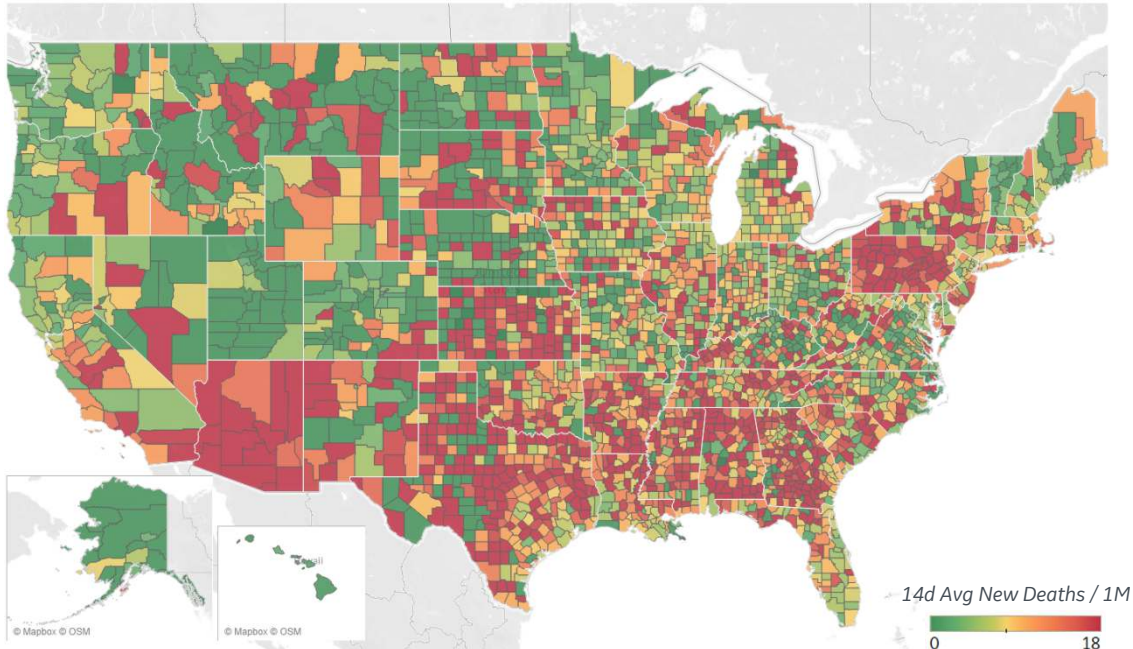


Top 10 by New Confirmed

Avg New Confirmed Cases / 1M

Webb County, TX	2,107
Riverside County, CA	1,297
Ventura County, CA	1,124
Greenville County, SC	1,112
San Bernardino County, CA	1,109
Spartanburg County, SC	1,100
Los Angeles County, CA	1,044
Maricopa County, AZ	1,026
Suffolk County, NY	1,021
Galveston County, TX	1,013

Average New Deaths per 1M Over Last 14 Days



Top 10 by New Deaths

Avg New Deaths/ 1M

Jefferson County, AL	24
Pima County, AZ	24
Los Angeles County, CA	21
Berks County, PA	20
Cumberland County, PA	20
Pinal County, AZ	20
New London County, CT	19
Fresno County, CA	19
Lehigh County, PA	19
York County, PA	18

Note: Lists includes counties
≥ 250K population

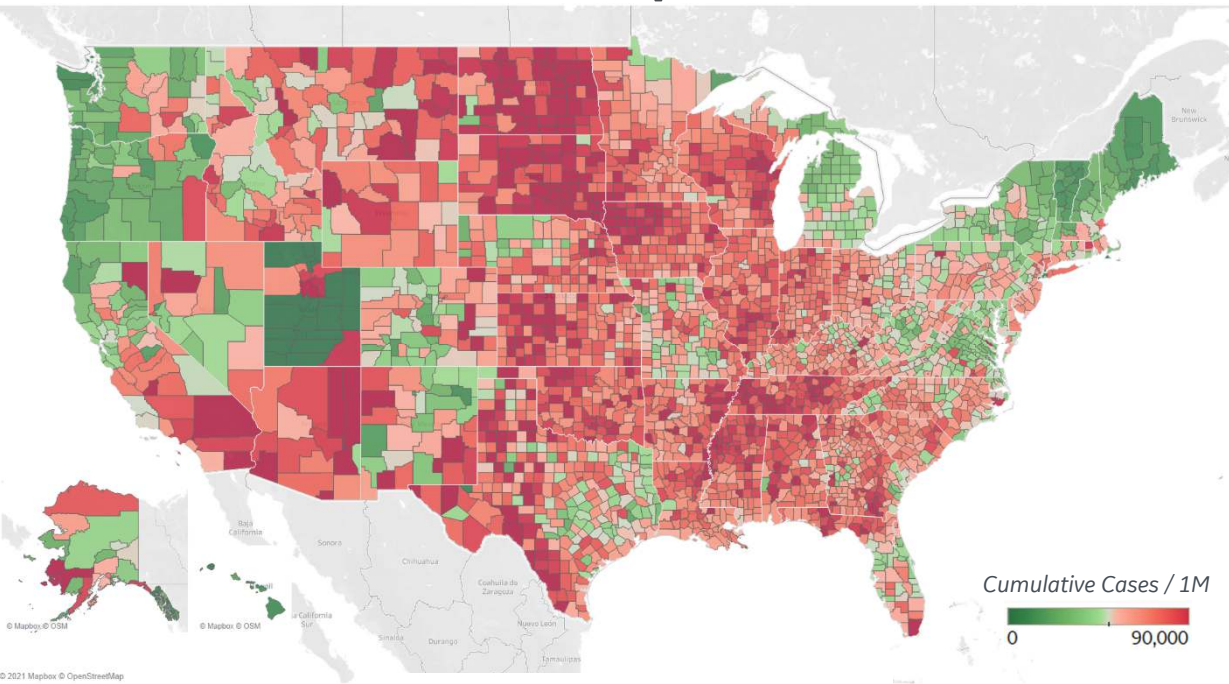


US Counties: Cumulative Cases and Deaths

Updated 26 Jan 2021, 3:30 GMT

15

Confirmed **Cases** per 1M to date

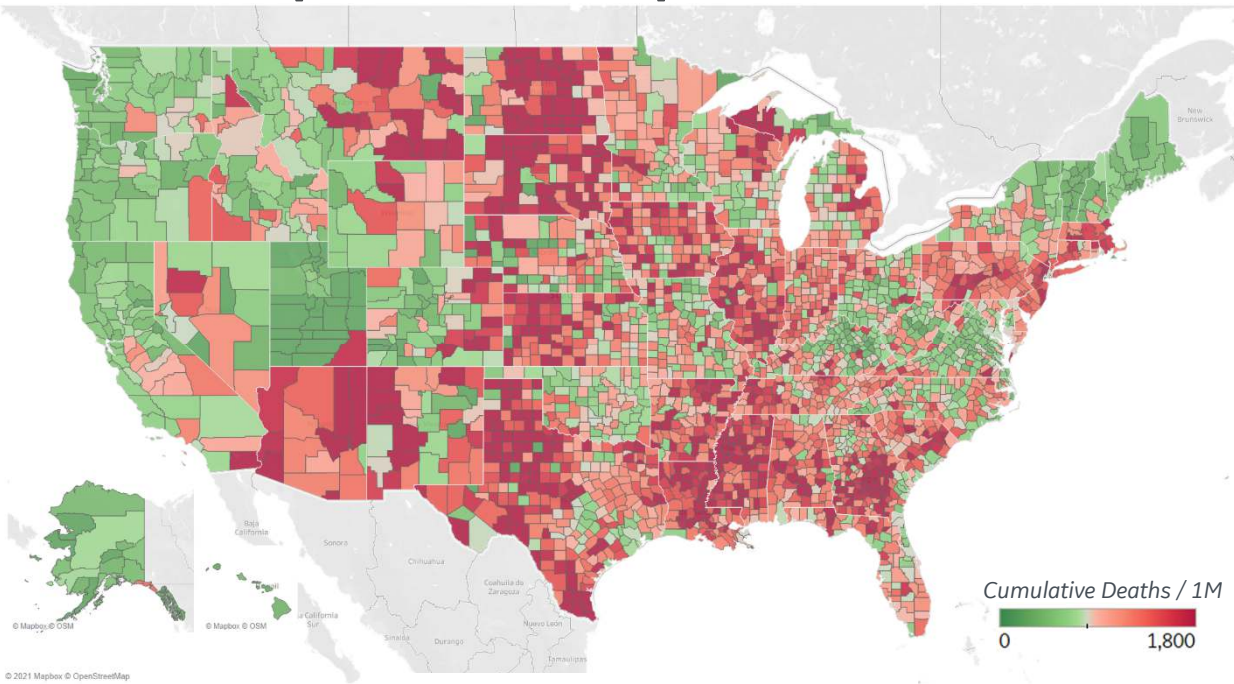


Top 10 Counties

Total Confirmed Cases / 1M

Lubbock County, TX	148,891
Webb County, TX	136,493
Miami-Dade County, FL	132,808
El Paso County, TX	132,336
Utah County, UT	129,210
San Bernardino County, CA	122,026
Brown County, WI	116,734
Providence County, RI	111,392
Salt Lake County, UT	109,390
Milwaukee County, WI	107,576

Reported **Deaths** per 1M to date



Top 10 Counties

Total Reported Deaths / 1M

New York City*	4,914
Essex County, NJ	3,138
Passaic County, NJ	3,123
Cameron County, TX	2,985
Union County, NJ	2,959
Hidalgo County, TX	2,735
Hudson County, NJ	2,723
Ocean County, NJ	2,640
Bergen County, NJ	2,612
Rockland County, NY	2,548

Note: Lists includes counties
≥ 250K population

* New York City counties
aggregated into one reporting area



Per 1M in Region

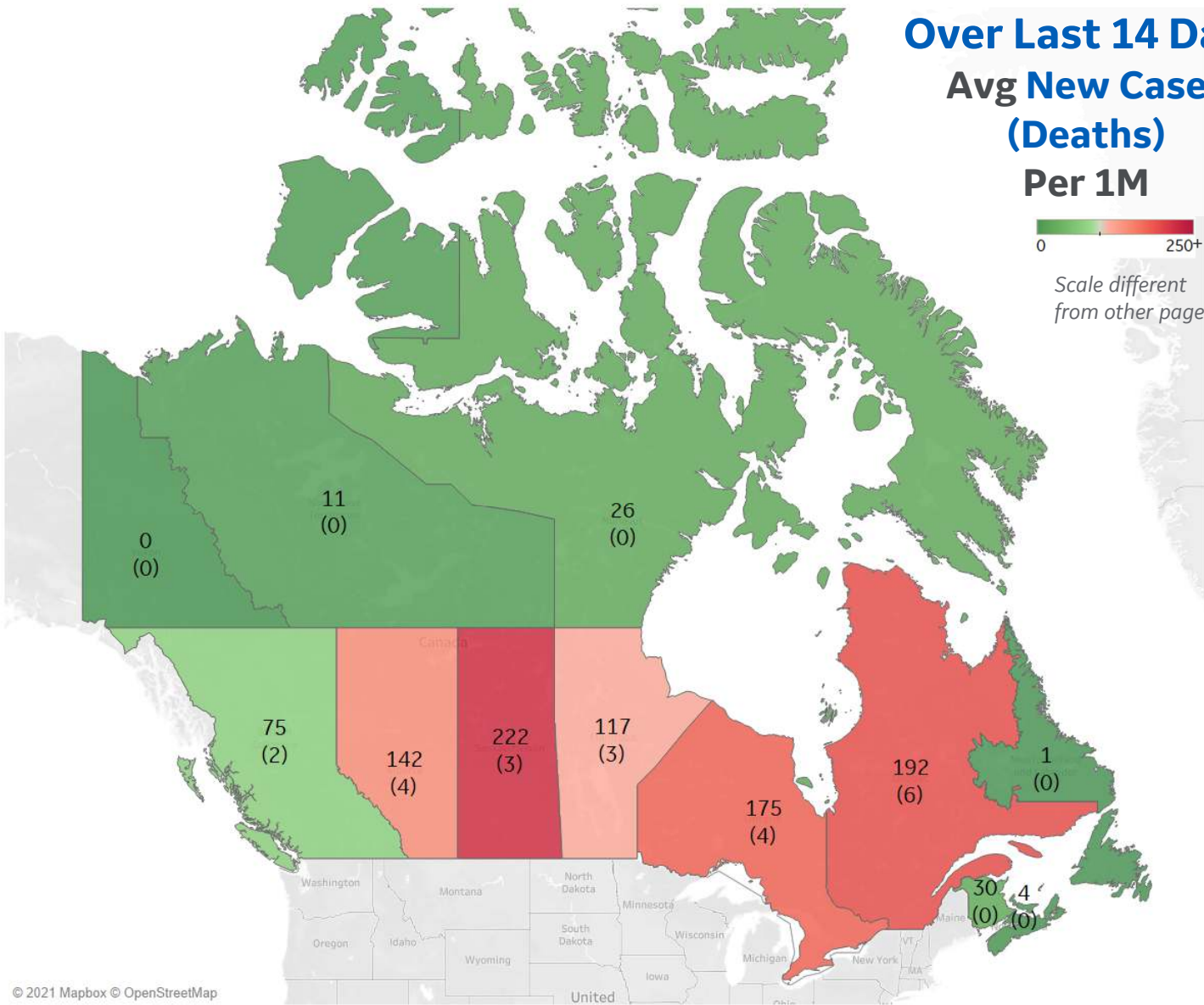
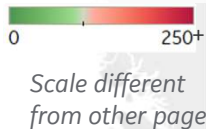
	Today	Change
Active Cases	1,620	-1.9%
Confirmed	149 new	+0.7%
Deaths	3 new	+0.5%
Recovered	177 new	+1.0%

Most Daily New Cases / 1M

Saskatchewan	222
Quebec	192
Ontario	175
Alberta	142
Manitoba	117
British Columbia	75

* Excludes regions with population < 1M

Over Last 14 Days Avg New Cases (Deaths) Per 1M





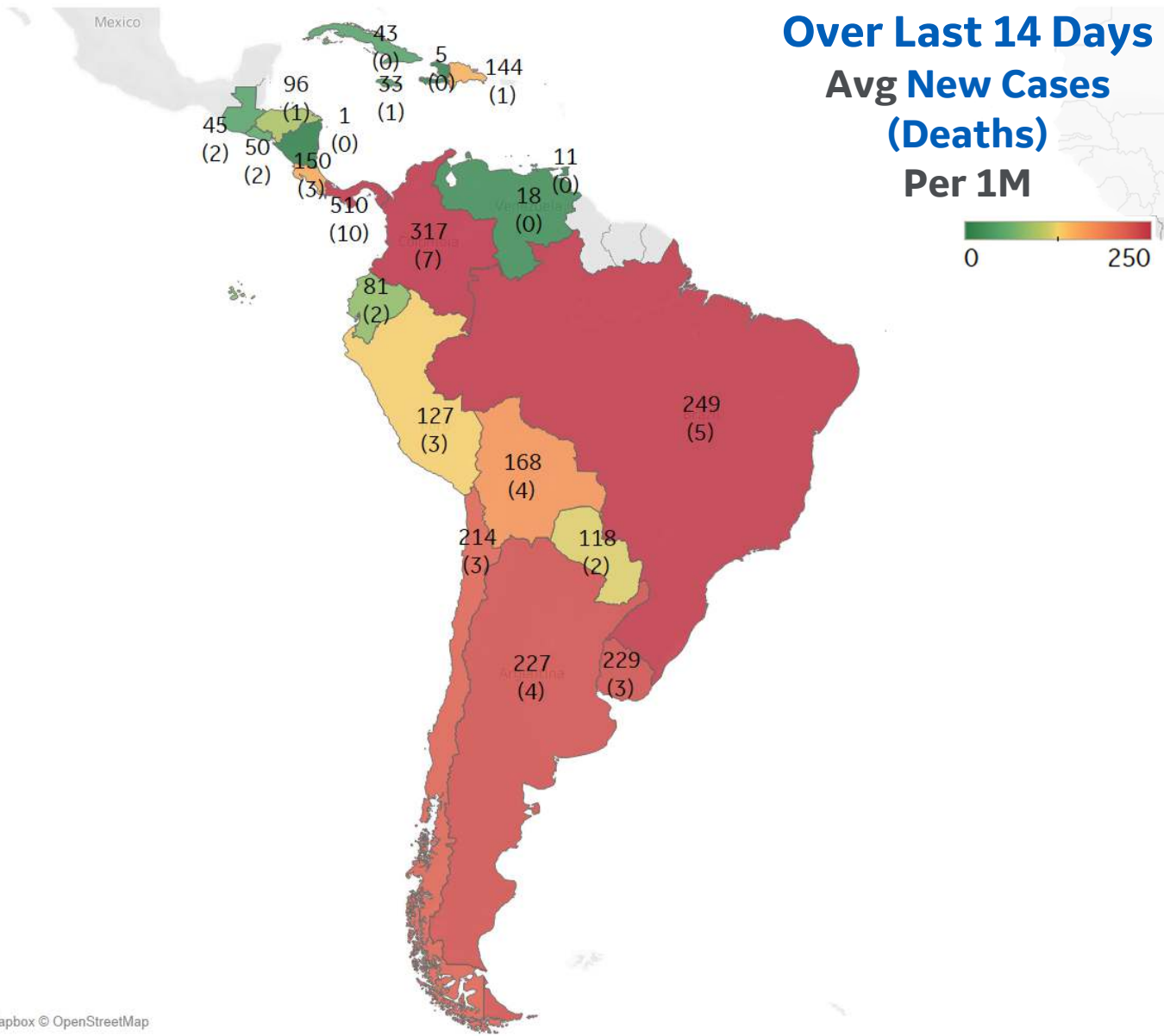
Per 1M in Region

	Today	Change
Active Cases	2,869	-2.1%
Confirmed	116 new	+0.4%
Deaths	3 new	+0.4%
Recovered	175 new	+0.6%

Most Daily New Cases / 1M

Panama	510
Colombia	317
Brazil	249
Uruguay	229
Argentina	227
Chile	214
Bolivia	168
Costa Rica	150
Dom. Rep.	144
Peru	127

* Excludes regions with population < 1M





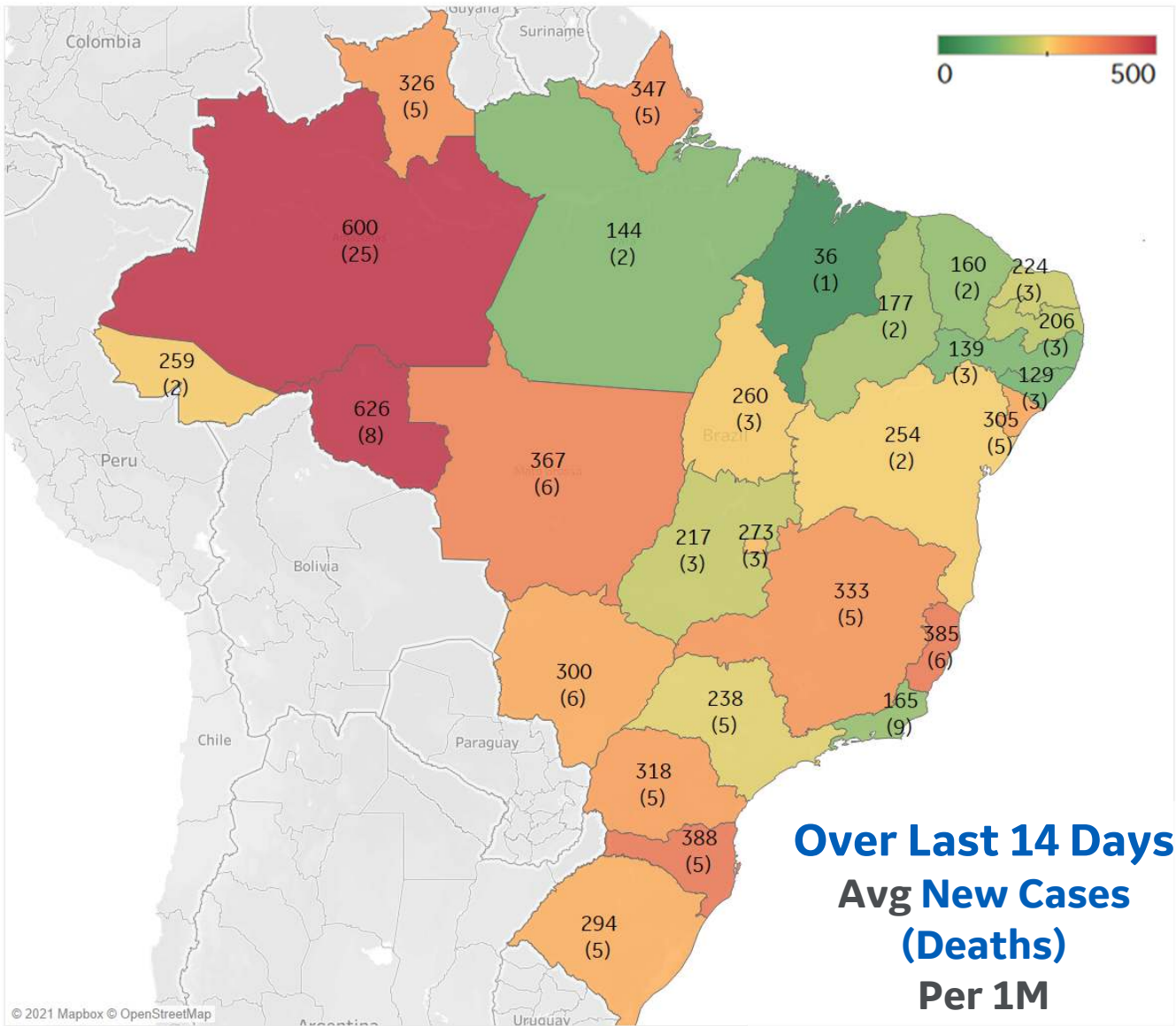
Per 1M in Region

	Today	Change
Active Cases	3,711	-2.2%
Confirmed	126 new	+0.3%
Deaths	3 new	+0.3%
Recovered	205 new	+0.6%

Most Daily New Cases / 1M

Rondônia	626
Amazonas	600
Santa Catarina	388
Espírito Santo	385
MatoGrosso	367
Minas Gerais	333
Paraná	318
Sergipe	305
MatoGrosso do ..	300
Rio Grande do ..	294

* Excludes regions with population < 1M



Over Last 14 Days
Avg New Cases
(Deaths)
Per 1M



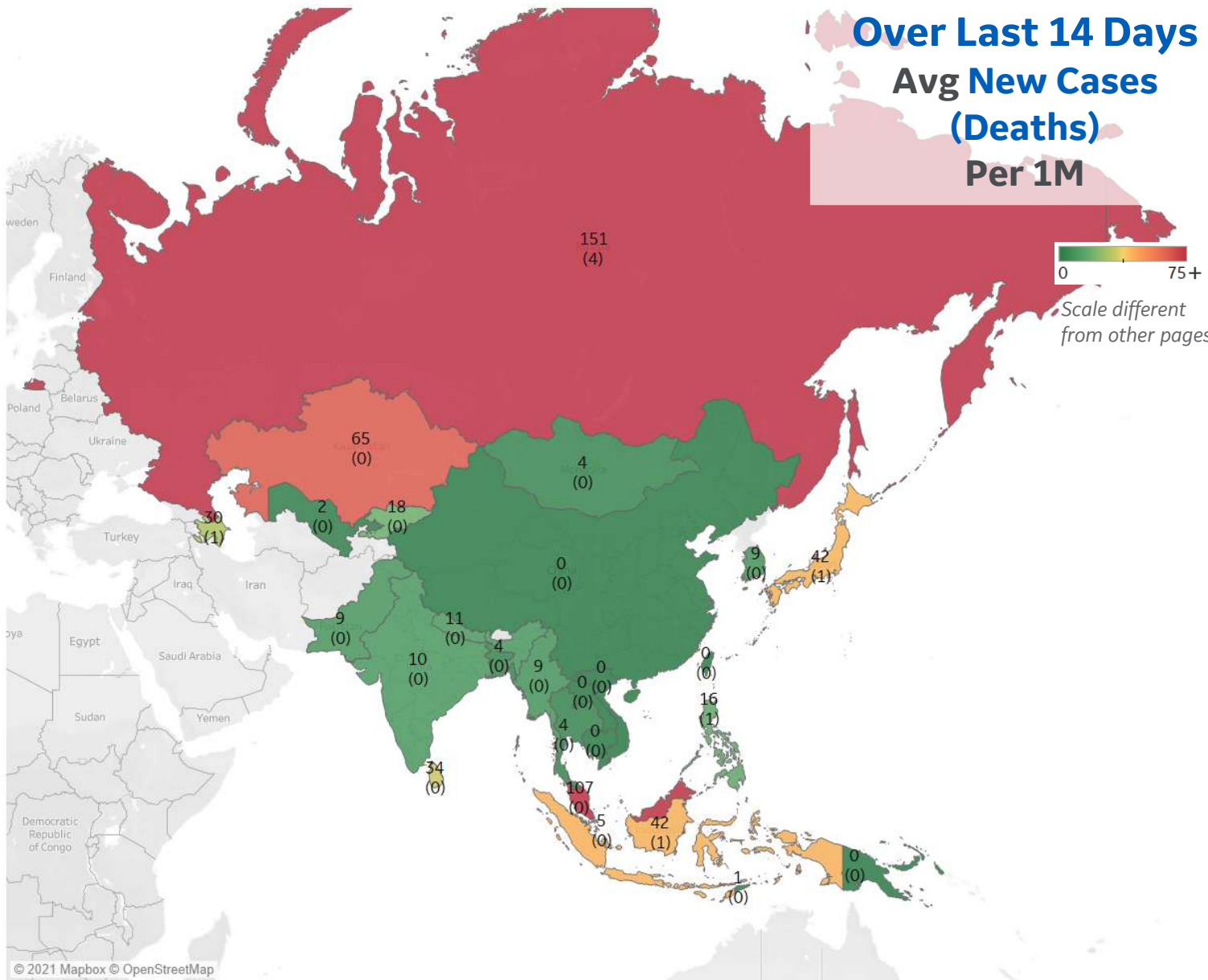
Per 1M in Region

	Today	Change
Active Cases	265	-0.5%
Confirmed	12 new	+0.3%
Deaths	0.3 new	+0.4%
Recovered	13 new	+0.3%

Most Daily New Cases / 1M

Russia	151
Malaysia	107
Kazakhstan	65
Indonesia	42
Japan	42
Sri Lanka	34
Azerbaijan	30
Kyrgyzstan	18
Philippines	16
Nepal	11

* Excludes regions with population < 1M



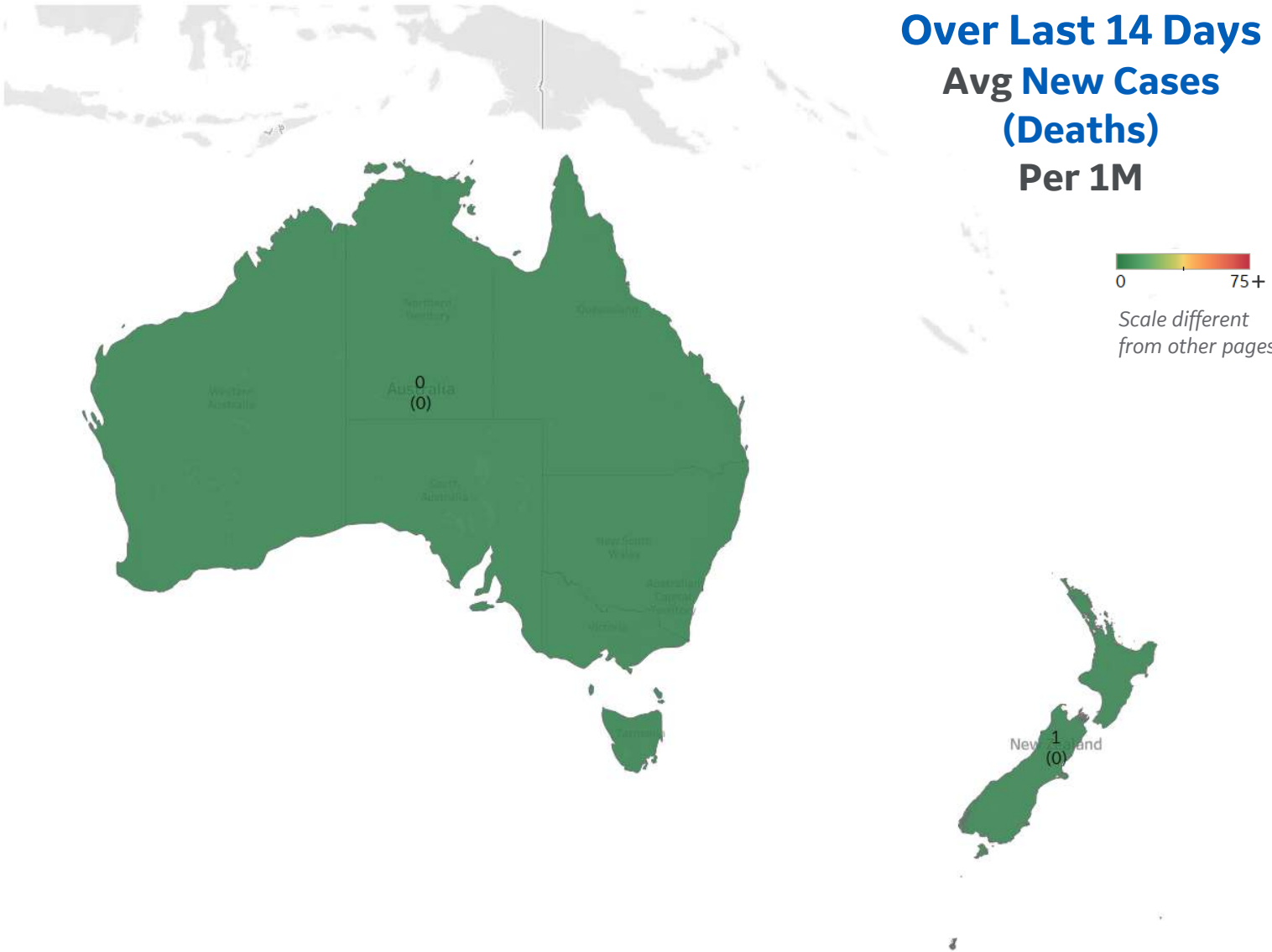


Per 1M in Region

	Today	Change
Active Cases	62	+0%
Confirmed	0 new	+0%
Deaths	0 new	+0%
Recovered	0 new	+0%

Most Daily New Cases / 1M

New Zealand	1
Australia	0





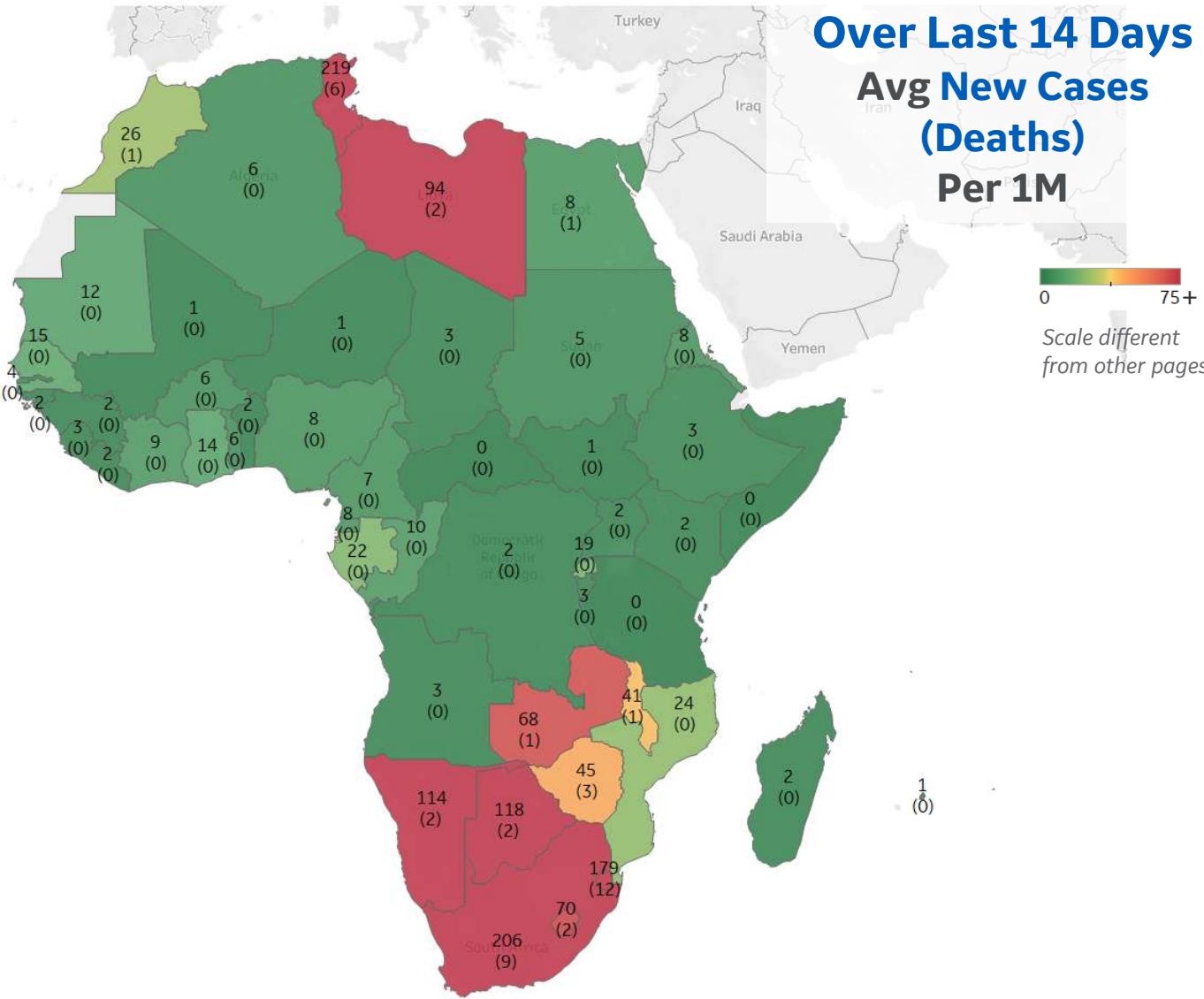
Per 1M in Region

	Today	Change
Active Cases	333	-3.1%
Confirmed	13 new	+0.5%
Deaths	1.0 new	+0.9%
Recovered	23 new	+1.1%

Most Daily New Cases / 1M

Tunisia	219
South Africa	206
Eswatini	179
Botswana	118
Namibia	114
Libya	94
Lesotho	70
Zambia	68
Zimbabwe	45
Malawi	41

* Excludes regions with population < 1M





Sources



** Per 1M = Per 1 Million Population unless otherwise noted

Johns Hopkins Coronavirus Resource Center:

<https://coronavirus.jhu.edu/map.html>

Worldometer Coronavirus Reporting:

<https://www.worldometers.info/coronavirus/>

Public Health England:

<https://www.gov.uk/government/publications/covid-19-track-coronavirus-cases>

US Department of Homeland Security, Homeland Infrastructure Foundation-Level Data:

<https://hifld-geoplatform.opendata.arcgis.com/datasets/hospitals>

City of New York, NYC Health:

<https://www1.nyc.gov/site/doh/covid/covid-19-data.page>

Chicago Coronavirus Latest Data:

<https://www.chicago.gov/city/en/sites/covid-19/home/latest-data.html>

National Health Commission of the PRC:

<http://www.nhc.gov.cn/xcs/yqtb/202003/bf66696029ba420098164607240074f8.shtml>

Korean Centers for Disease Control and Prevention:

http://www.cdc.go.kr/cdc_eng/

CDC, Severe Outcomes Among Patients with Coronavirus Disease 2019 (COVID-19):

<https://www.cdc.gov/mmwr/volumes/69/wr/mm6912e2.htm>

Italian Department of Civil Protection, COVID Monitoring:

<http://opendatadpc.maps.arcgis.com/apps/opsdashboard/index.html#/b0c68bce2cce478eaac82fe38d4138b1>

The COVID Tracking Project:

<https://covidtracking.com/data/>

UK Office for National Statistics:

<https://www.ons.gov.uk/peoplepopulationandcommunity/birthsdeathsandmarriages/deaths/bulletins/deathsregisteredweeklyinenglandandwalesprovisional/weekending24april2020>

COVID-19 Information for Switzerland:

<https://www.corona-data.ch/>

The COVID Tracking Project:

<https://covidtracking.com/data/api>

European Centre for Disease Prevention and Control:

<https://www.ecdc.europa.eu/en/publications-data/download-data-hospital-and-icu-admission-rates-and-current-occupancy-covid-19>

Worldwide Survival Rate, last 30d calculation =

$$\frac{[(Total\ Confirmed - Total\ Confirmed\ 30d\ ago) - (Total\ Deaths - Total\ Deaths\ 30d\ ago)]}{(Total\ Confirmed - Total\ Confirmed\ 30d\ ago)}$$

Provincial Health Services Authority of Canada. BC Center for Disease Control:

<http://www.bccdc.ca/about/news-stories/stories/2020/information-on-novel-coronavirus>

Secretary of Health, Mexico:

<https://www.gob.mx/salud/en>

OECD Economic Outlooks, Statistics:

https://www.oecd-ilibrary.org/economics/data/oecd-economic-outlook-statistics-and-projections_eo-data-en

Public Health Authority of Sweden:

<https://www.folkhalsomyndigheten.se/smittskydd-beredskap/utbrott/aktuella-utbrott/covid-19/bekraftade-fall-i-sverige>

CDC:

<https://www.cdc.gov/covid-data-tracker/index.html#demographics>

CDC Provisional COVID19 Deaths Counts

<https://data.cdc.gov/NCHS/Provisional-COVID-19-Death-Counts-by-Sex-Age-and-S/9bhg-hcku>

Canada Regional Data:

<https://health-infobase.canada.ca/covid-19/epidemiological-summary-covid-19-cases.html#fn1>

Canada Regional Populations (Q4 2019):

<https://www150.statcan.gc.ca/t1/tbl1/en/tv.action?pid=1710000901>

CDC COVID Data Tracker:

<https://covid.cdc.gov/covid-data-tracker/#vaccinations>

Oxford Government Response Tracker:

<https://www.bsg.ox.ac.uk/research/research-projects/coronavirus-government-response-tracker>

Bloomberg COVID Vaccine Tracker:

<https://www.bloomberg.com/graphics/covid-vaccine-tracker-global-distribution/>

US CDC COVID-19 Death Data and Resources

<https://www.cdc.gov/nchs/nvss/covid-19.htm>