



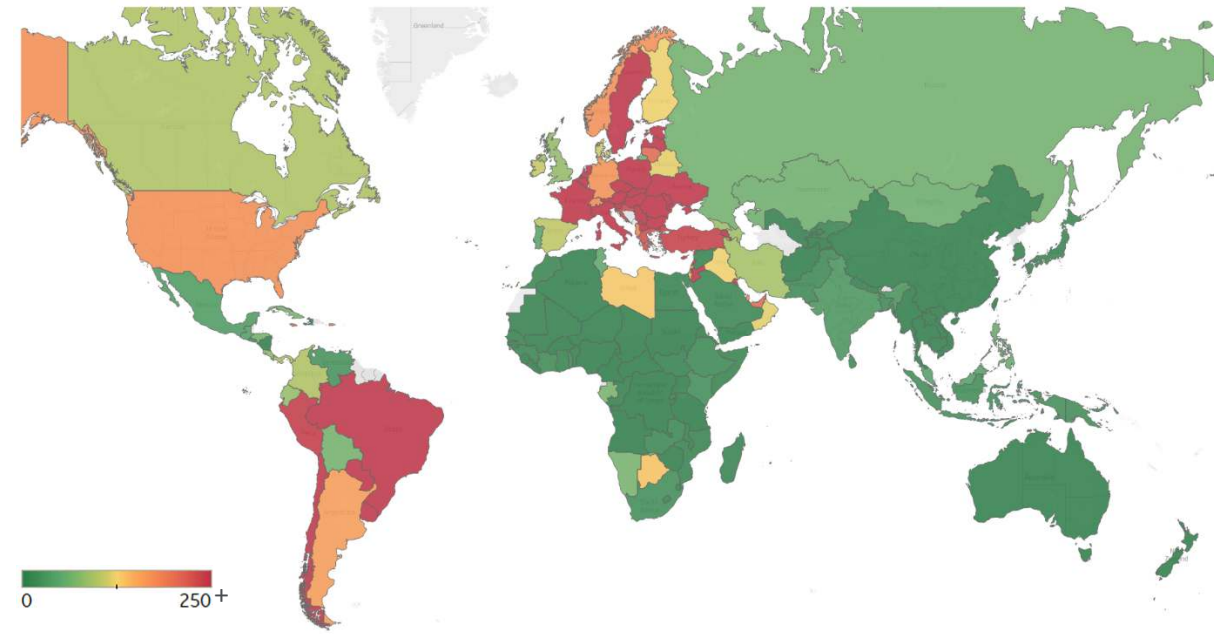
Global Confirmed & Active Cases

Trend since 22 Jan 2020



Avg. Daily New Cases / 1M

Over the last 14 days



Per 1M:	New Today	Change from 30 days ago
Active	51	+11%
Confirmed	92	+12%
Deaths	2	+11%
Recovered	40	+12%
	To Date	Last 30 Days
Worldwide Survival Rate	97.8%	98.0%

Worldwide Survival Rate = (Confirmed - Deaths) / (Confirmed) in a given time period



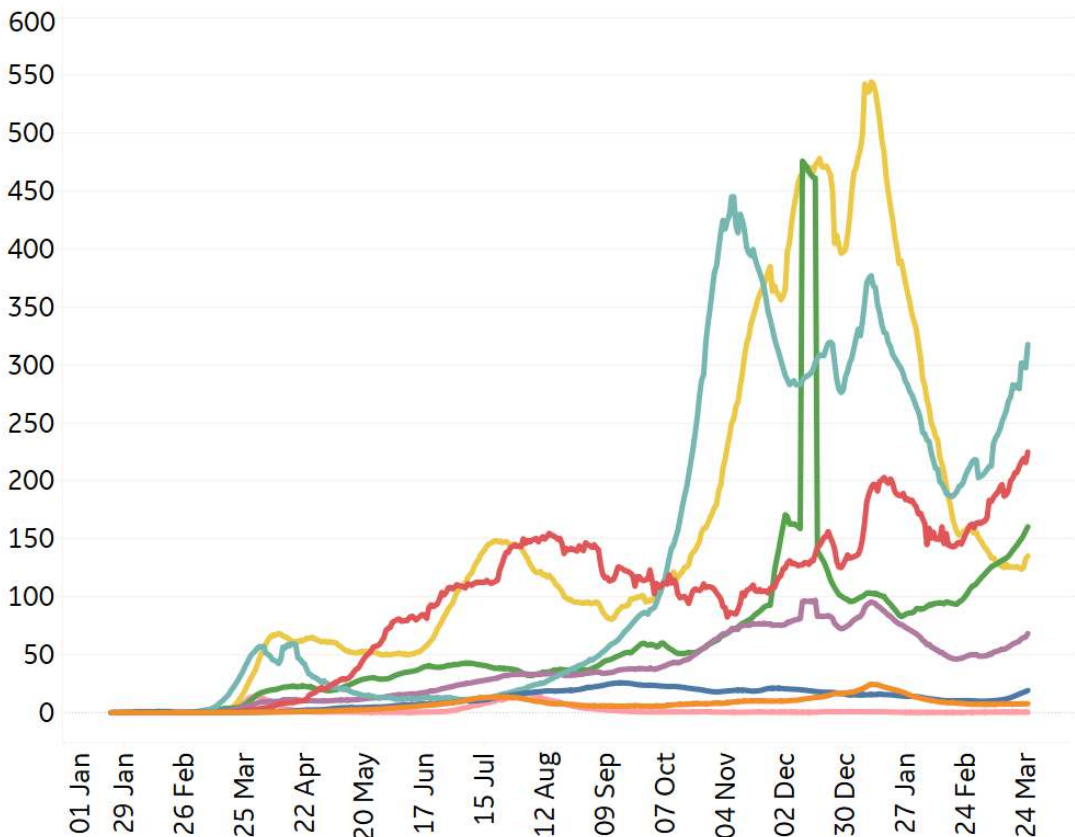
New Confirmed Cases & New Deaths

Updated 26 Mar 2021, 3:30 GMT 2

Key **World** **North America** **Europe** **Middle East** **Cent & South America** **Asia** **Africa** **Oceania**

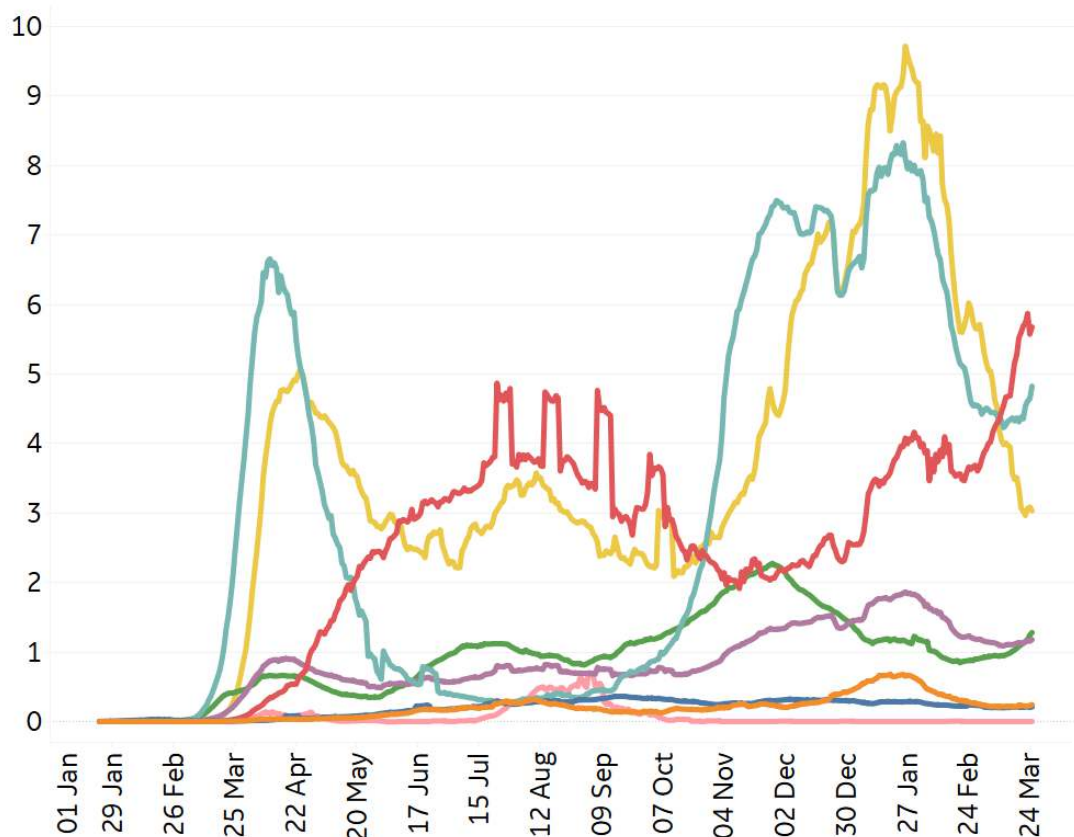
New Confirmed Cases / 1M

7-day rolling average



New Deaths / 1M

7-day rolling average



*Large jump in Middle East confirmed cases due to batched reporting of 823,225 new cases in **Turkey** on 10 Dec



Top 50 Countries: Per 1M

1 - 25

	Average over last 7 days		Total Since 22 Jan			Change from 14d Ago in 14 day avg of daily new	
	New Confirmed	New Deaths	Total Confirmed	Estimated Recovered	Total Deaths	Confirmed	Deaths
Czechia	752	18	139,636	125,154	2,377	-23%	1%
Hungary	950	24	62,456	48,647	1,990	53%	49%
Belgium	392	2	73,739	66,895	1,969	65%	23%
Slovenia	427	3	100,894	93,430	1,923	10%	-27%
Bos. and Herz.	447	18	48,818	41,101	1,873	83%	111%
UK	81	1	63,826	60,808	1,866	-11%	-59%
Bulgaria	521	14	46,212	37,446	1,801	68%	40%
Italy	373	7	57,301	50,316	1,766	12%	33%
North Macedo..	484	12	59,275	51,184	1,715	48%	101%
Slovakia	254	13	64,873	59,025	1,706	-27%	-23%
US	177	3	90,873	86,825	1,652	-5%	-31%
Portugal	44	1	80,341	78,041	1,649	-39%	-60%
Spain	108	5	69,463	66,388	1,592	3838%	-29%
Peru	281	6	45,507	40,538	1,542	30%	-5%
France	531	4	68,706	60,622	1,433	43%	-16%
Brazil	362	11	57,961	51,629	1,428	17%	43%
Croatia	271	4	63,896	59,192	1,422	86%	39%
Panama	102	2	81,714	78,962	1,407	-21%	-38%
EU	358	5	57,969	51,887	1,352	36%	3%
Poland	644	9	56,936	47,522	1,344	73%	37%
Sweden	497	2	76,609	68,700	1,324	22%	-16%
Lithuania	227	4	77,804	73,641	1,293	-2%	3%
Colombia	114	2	46,380	43,787	1,229	41%	14%
Argentina	162	2	50,405	46,969	1,219	19%	-6%
Switzerland	187	2	68,191	64,593	1,188	35%	43%

26 - 50

	Average over last 7 days		Total Since 22 Jan			Change from 14d Ago in 14 day avg of daily new	
	New Confirmed	New Deaths	Total Confirmed	Estimated Recovered	Total Deaths	Confirmed	Deaths
Romania	287	6	47,812	42,762	1,181	39%	35%
Chile	324	4	49,949	44,517	1,178	33%	10%
Moldova	404	8	55,062	48,444	1,166	21%	38%
Armenia	303	6	63,255	58,338	1,153	120%	195%
Austria	346	3	58,447	52,822	1,019	29%	25%
Latvia	271	5	52,739	47,932	988	-10%	-12%
Kosovo	451	7	45,614	39,504	981	41%	57%
Netherlands	422	2	72,757	66,398	965	41%	-28%
Ireland	115	2	47,138	44,665	938	-2%	-49%
Georgia	93	2	69,946	67,762	936	17%	-25%
Lebanon	451	7	66,264	59,036	874	2%	10%
Albania	161	4	42,660	39,356	759	-34%	-32%
Ukraine	304	6	37,655	32,966	749	70%	61%
Israel	87	2	95,990	93,361	712	-64%	-30%
Estonia	1,013	8	75,714	60,378	630	1%	26%
Jordan	801	9	55,992	44,190	615	48%	104%
Serbia	572	4	65,454	57,021	581	28%	75%
Costa Rica	84	1	41,899	40,228	571	43%	15%
West Bank an..	437	5	50,784	44,024	552	16%	53%
Denmark	110	0	39,464	37,455	415	3%	-36%
Bahrain	449	1	81,762	75,561	299	17%	-23%
Kuwait	313	2	52,553	47,917	295	4%	36%
UAE	205	1	45,361	42,317	148	-25%	-48%
Qatar	184	1	61,061	58,502	98	8%	143%
Total World	68	1	16,199	14,950	356	25%	3%

Change from 14d ago:
Compares 14d-avgs. of Daily New Cases/Deaths
today with 14d-avgs. from 14d ago

Estimated Recovered: Cases 14d ago - Deaths today

Since the beginning of the month, cases in **Spain** grew 1.9% while deaths grew 7.6%
(+1,266 cases / 1M; +113 deaths / 1M)

Top 50 countries selected by Cases / 1M
Sorted by Total Deaths / 1M
Excluded countries with population < 1M



Top 50 Countries: Raw Volume

Updated 26 Mar 2021, 3:30 GMT

4

1 - 25

	Average over last 7 days		Total Since 22 Jan			Change from 14d Ago in 14 day avg of daily new	
	New Confirmed	New Deaths	Total Confirmed	Estimated Recovered	Total Deaths	Confirmed	Deaths
EU	159,430	2,368	25,810,524	23,102,782	602,190	36%	3%
US	58,618	967	30,079,282	28,739,312	546,822	-5%	-31%
Brazil	77,050	2,280	12,320,169	10,974,255	303,462	17%	43%
Mexico	4,622	515	2,214,542	1,950,744	200,211	-22%	-25%
India	47,474	226	11,846,652	11,147,897	160,949	119%	78%
UK	5,513	74	4,332,922	4,128,030	126,684	-11%	-59%
Italy	22,547	421	3,464,543	3,042,218	106,799	12%	33%
Russia	9,119	392	4,442,492	4,216,883	95,010	-11%	1%
France	34,669	243	4,484,659	3,957,023	93,535	43%	-16%
Germany	15,050	181	2,744,608	2,470,857	75,669	66%	-33%
Spain	5,058	216	3,247,738	3,103,936	74,420	3838%	-29%
Colombia	5,807	126	2,359,942	2,228,020	62,519	41%	14%
Iran	7,454	80	1,830,823	1,661,328	62,142	-8%	-5%
Argentina	7,337	101	2,278,115	2,122,806	55,092	19%	-6%
South Africa	1,086	116	1,541,563	1,473,113	52,535	-4%	-1%
Poland	24,368	353	2,154,821	1,798,564	50,860	73%	37%
Peru	9,267	187	1,500,465	1,336,626	50,831	30%	-5%
Indonesia	5,529	134	1,482,559	1,363,641	40,081	-12%	-20%
Ukraine	13,302	275	1,646,775	1,441,715	32,737	70%	61%
Turkey	24,201	120	3,120,013	2,805,370	30,619	76%	43%
Czechia	8,049	190	1,495,361	1,340,274	25,450	-23%	1%
Belgium	4,544	27	854,608	775,292	22,816	65%	23%
Canada	4,037	28	956,542	882,568	22,771	22%	-19%
Romania	5,519	120	919,794	822,633	22,719	39%	35%
Chile	6,196	77	954,843	850,988	22,524	33%	10%

26 - 50

	Average over last 7 days		Total Since 22 Jan			Change from 14d Ago in 14 day avg of daily new	
	New Confirmed	New Deaths	Total Confirmed	Estimated Recovered	Total Deaths	Confirmed	Deaths
Hungary	9,181	228	603,347	469,948	19,224	53%	49%
Portugal	451	10	819,210	795,761	16,814	-39%	-60%
Ecuador	1,604	36	318,656	281,375	16,582	23%	-1%
Netherlands	7,234	29	1,246,682	1,137,721	16,536	41%	-28%
Iraq	5,164	33	815,605	731,514	14,128	14%	43%
Pakistan	3,728	48	645,356	586,107	14,091	99%	6%
Sweden	5,022	20	773,690	693,819	13,373	22%	-16%
Philippines	7,438	30	693,048	593,953	13,095	124%	20%
Bulgaria	3,618	99	321,104	260,188	12,512	68%	40%
Switzerland	1,615	14	590,164	559,028	10,284	35%	43%
Slovakia	1,387	71	354,182	322,258	9,313	-27%	-23%
Austria	3,116	28	526,393	475,738	9,178	29%	25%
Japan	1,480	29	462,506	434,758	8,956	26%	-31%
Bangladesh	2,779	25	584,395	545,359	8,797	229%	150%
Morocco	397	6	493,353	478,962	8,788	7%	-33%
Saudi Arabia	415	6	386,782	374,718	6,630	9%	11%
Jordan	8,169	93	571,290	450,874	6,277	48%	104%
Israel	755	13	830,845	808,087	6,163	-64%	-30%
Panama	439	7	352,579	340,702	6,073	-21%	-38%
Lebanon	3,078	51	452,281	402,945	5,964	2%	10%
Serbia	4,999	34	571,895	498,216	5,075	28%	75%
Belarus	1,210	9	314,993	296,767	2,193	0%	1%
UAE	2,025	6	448,637	418,530	1,466	-25%	-48%
Malaysia	1,386	4	338,168	318,116	1,248	-27%	-52%
Total World	528,854	9,118	125,491,735	115,816,264	2,755,210	25%	3%

*Change from 14d ago:
Compares 14d-avgs. of Daily New Cases/Deaths
today with 14d-avgs. from 14d ago

Estimated Recovered: Cases 14d ago - Deaths today

Since the beginning of the month, cases in **Germany** grew 12% while deaths grew 8%
(+294,313 cases; +5,517 deaths)

Top 50 countries selected by Total Cases
Sorted by Raw Total Deaths
Excluded countries with population < 1M

N/A** due to inconsistent reporting of Recovered Cases



United States: Per 1M

1 - 25

	Average over last 7 days		Total Since 22 Jan			Change from 14d Ago in 14 day avg of daily new	
	New Confirmed	New Deaths	Total Confirmed	Estimated Recovered	Total Deaths	Confirmed	Deaths
New Jersey	462	4	99,287	90,327	2,739	16%	-23%
New York	424	4	93,817	85,866	2,559	5%	-23%
Massachusetts	288	5	90,276	84,159	2,468	19%	-20%
Rhode Island	361	2	127,709	120,368	2,461	5%	-28%
Mississippi	97	2	102,126	98,159	2,348	-24%	-51%
Arizona	66	4	115,128	111,803	2,318	-59%	-36%
Connecticut	322	2	85,129	78,964	2,205	38%	-31%
South Dakota	229	1	131,829	126,869	2,178	12%	-33%
Louisiana	95	3	95,212	91,607	2,167	-19%	-8%
Alabama	90	3	104,654	100,294	2,142	-2%	-48%
North Dakota	149	1	134,107	130,211	1,964	33%	-14%
Pennsylvania	260	2	78,340	73,129	1,945	18%	-33%
Indiana	119	2	101,155	97,604	1,928	0%	-42%
New Mexico	91	3	90,847	87,658	1,868	-24%	-59%
Illinois	156	2	97,050	93,190	1,850	10%	-38%
Arkansas	69	3	109,189	106,193	1,846	-56%	1138%
Iowa	165	2	110,457	106,536	1,809	1%	-52%
Georgia	142	4	99,022	95,258	1,766	-35%	-31%
S. Carolina	215	4	105,901	101,056	1,764	-11%	-31%
Tennessee	196	2	118,025	113,676	1,727	4%	-43%
Michigan	415	2	71,333	64,899	1,703	112%	-2%
Nevada	81	3	98,102	94,979	1,693	-14%	-8%
Kansas	72	2	103,850	101,165	1,660	-31%	-76%
Texas	117	4	95,512	92,019	1,649	-36%	-38%
Delaware	237	3	95,545	90,519	1,577	-13%	-52%

26 - 51

	Average over last 7 days		Total Since 22 Jan			Change from 14d Ago in 14 day avg of daily new	
	New Confirmed	New Deaths	Total Confirmed	Estimated Recovered	Total Deaths	Confirmed	Deaths
Ohio	127	1	86,078	82,688	1,572	-6%	-72%
Florida	222	2	94,397	89,846	1,534	-8%	-41%
DC	157	1	61,876	58,201	1,492	-23%	-55%
California	65	4	92,457	90,008	1,479	-36%	-13%
West Virginia	202	4	77,701	73,583	1,464	29%	496%
Missouri	107	2	94,200	91,265	1,432	21%	-64%
Maryland	171	2	66,822	63,231	1,359	22%	-3%
Montana	162	4	97,148	93,555	1,343	22%	7%
Kentucky	136	15	94,773	91,359	1,336	-25%	199%
Wisconsin	107	1	108,567	105,889	1,248	-3%	-36%
Oklahoma	88	2	110,313	107,682	1,226	-37%	-63%
Minnesota	226	2	90,502	86,391	1,222	33%	-64%
Wyoming	109	0	96,621	94,024	1,201	-11%	-80%
Virginia	163	N/A	71,497	68,007	1,189	0%	-87%
N. Carolina	164	3	86,133	82,745	1,143	-12%	-25%
Nebraska	125	3	107,127	104,278	1,124	-10%	-12%
Idaho	167	1	100,101	96,614	1,093	7%	-14%
Colorado	206	1	78,992	75,388	1,056	-6%	-36%
New Hampshire	246	2	60,336	56,288	904	34%	36%
Washington	107	1	47,093	45,000	685	5%	-36%
Utah	130	2	119,546	116,934	651	-17%	-42%
Oregon	74	1	38,600	37,052	562	2%	-52%
Maine	144	0	36,594	34,010	544	18%	-64%
Alaska	187	1	84,719	81,726	428	-4%	-47%
Vermont	222	1	29,191	26,085	357	3%	50%
Hawaii	62	1	20,769	19,654	323	49%	-23%

*Change from 14d ago:
Compares 14d-avgs. of Daily New Cases/Deaths
today with 14d-avgs. from 14d ago

Estimated Recovered: Cases 14d ago - Deaths today

North Dakota reported the lowest state increase in total deaths, +14%, since the beginning of the year (1,316 deaths by 1 Jan 2021; 1,497 deaths by 25 Mar 2021)

Sorted by Total Deaths / 1M

N/As due to states revising and updating case counts



United States: Raw Volume



1 - 25

	Average over last 7 days		Total Since 22 Jan			Change from 14d Ago in 14 day avg of daily new	
	New Confirmed	New Deaths	Total Confirmed	Estimated Recovered	Total Deaths	Confirmed	Deaths
California	2,570	176	3,653,168	3,556,418	58,434	-36%	-13%
New York	8,254	75	1,825,069	1,670,409	49,790	5%	-23%
Texas	3,394	114	2,769,451	2,668,171	47,822	-36%	-38%
Florida	4,759	51	2,027,429	1,929,694	32,957	-8%	-41%
Pennsylvania	3,324	25	1,002,909	936,194	24,898	18%	-33%
New Jersey	4,099	36	881,882	802,302	24,330	16%	-23%
Illinois	1,973	22	1,229,806	1,180,881	23,442	10%	-38%
Georgia	1,506	47	1,051,361	1,011,395	18,751	-35%	-31%
Ohio	1,484	6	1,006,171	966,553	18,381	-6%	-72%
Massachusetts	1,987	36	622,226	580,063	17,010	19%	-20%
Michigan	4,142	23	712,393	648,138	17,003	112%	-2%
Arizona	483	33	837,987	813,781	16,874	-59%	-36%
Indiana	801	11	680,998	657,092	12,982	0%	-42%
N. Carolina	1,723	29	903,374	867,838	11,987	-12%	-25%
Tennessee	1,341	16	806,011	776,313	11,796	4%	-43%
Alabama	441	16	513,138	491,759	10,504	-2%	-48%
Virginia	1,388	N/A	610,263	580,478	10,147	0%	-87%
Louisiana	440	14	442,620	425,862	10,073	-19%	-8%
S. Carolina	1,108	21	545,254	520,309	9,083	-11%	-31%
Missouri	656	11	578,148	560,130	8,788	21%	-64%
Maryland	1,034	15	403,982	382,273	8,217	22%	-3%
Connecticut	1,147	6	303,510	281,530	7,862	38%	-31%
Wisconsin	626	8	632,123	616,534	7,267	-3%	-36%
Mississippi	288	7	303,942	292,137	6,987	-24%	-51%
Minnesota	1,277	9	510,398	487,214	6,892	33%	-64%

26 - 51

	Average over last 7 days		Total Since 22 Jan			Change from 14d Ago in 14 day avg of daily new	
	New Confirmed	New Deaths	Total Confirmed	Estimated Recovered	Total Deaths	Confirmed	Deaths
Colorado	1,188	3	454,893	434,138	6,082	-6%	-36%
Kentucky	609	67	423,414	408,161	5,970	-25%	199%
Iowa	520	5	348,498	336,130	5,708	1%	-52%
Arkansas	209	8	329,511	320,469	5,571	-56%	1138%
Nevada	251	8	302,171	292,550	5,215	-14%	-8%
Washington	814	6	358,606	342,671	5,213	5%	-36%
Oklahoma	347	9	436,504	426,094	4,850	-37%	-63%
Kansas	209	6	302,549	294,725	4,837	-31%	-76%
New Mexico	190	6	190,491	183,804	3,916	-24%	-59%
West Virginia	362	8	139,251	131,872	2,624	29%	496%
Rhode Island	382	2	135,290	127,513	2,607	5%	-28%
Oregon	312	2	162,804	156,274	2,370	2%	-52%
Nebraska	241	6	207,227	201,716	2,174	-10%	-12%
Utah	417	7	383,260	374,885	2,088	-17%	-42%
Idaho	298	2	178,887	172,656	1,954	7%	-14%
South Dakota	203	1	116,624	112,236	1,927	12%	-33%
Delaware	230	3	93,038	88,144	1,536	-13%	-52%
North Dakota	114	1	102,198	99,229	1,497	33%	-14%
Montana	173	4	103,830	99,989	1,435	22%	7%
New Hampshire	334	3	82,039	76,535	1,229	34%	36%
DC	111	1	43,669	41,075	1,053	-23%	-55%
Maine	194	1	49,190	45,717	731	18%	-64%
Wyoming	63	0	55,920	54,417	695	-11%	-80%
Hawaii	87	1	29,406	27,827	457	49%	-23%
Alaska	137	0	61,976	59,786	313	-4%	-47%
Vermont	138	1	18,215	16,277	223	3%	50%

*Change from 14d ago:
Compares 14d-avgs. of Daily New Cases/Deaths
today with 14d-avgs. from 14d ago

Estimated Recovered: Cases 14d ago - Deaths today

Pennsylvania has just surpassed 1 million total confirmed cases
representing a 54% increase from the beginning of the year (652,091 cases as of 1 Jan 2021)

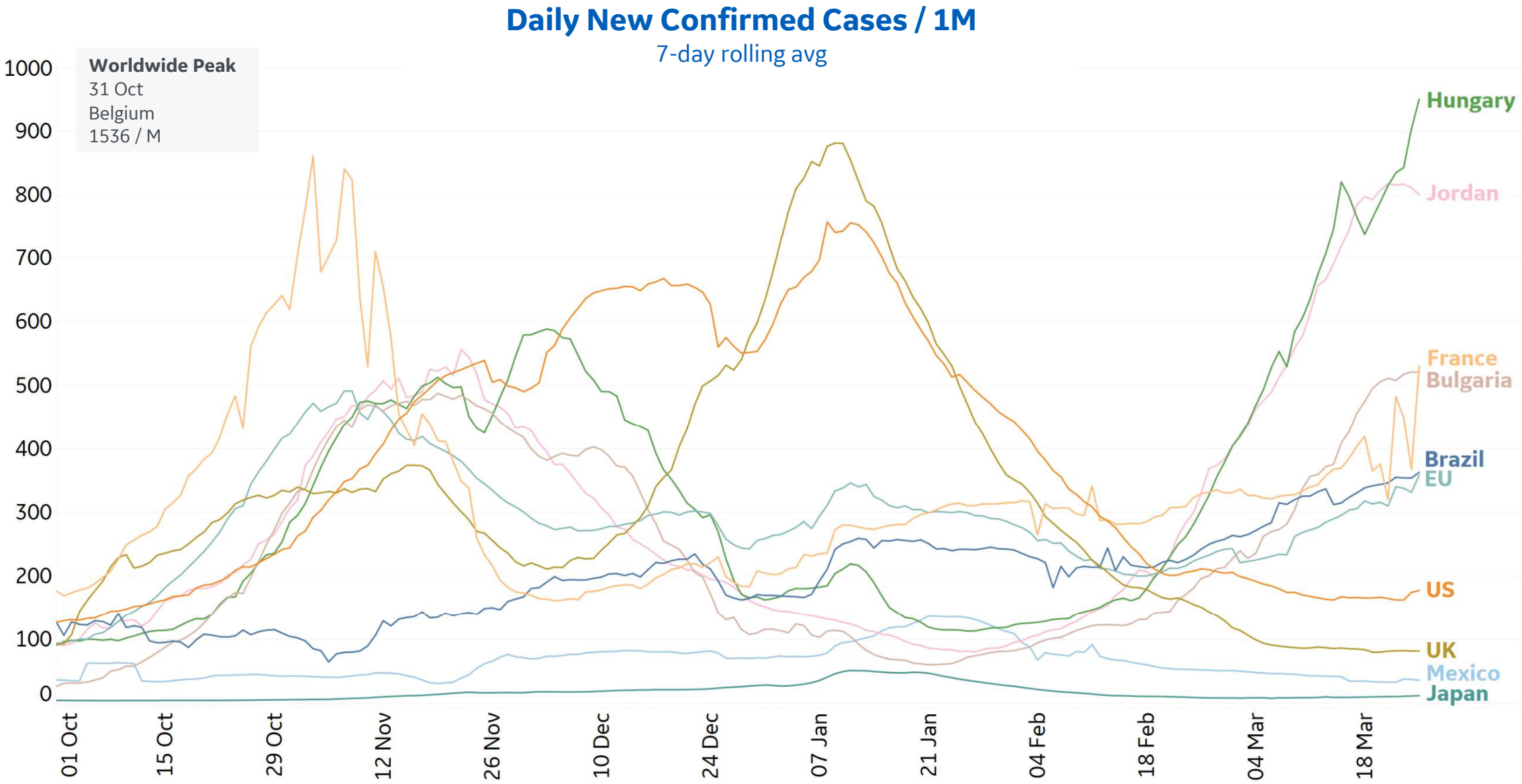
Sorted by Raw Total Deaths

N/As due to states revising and updating case counts



New Confirmed Cases in Select Countries

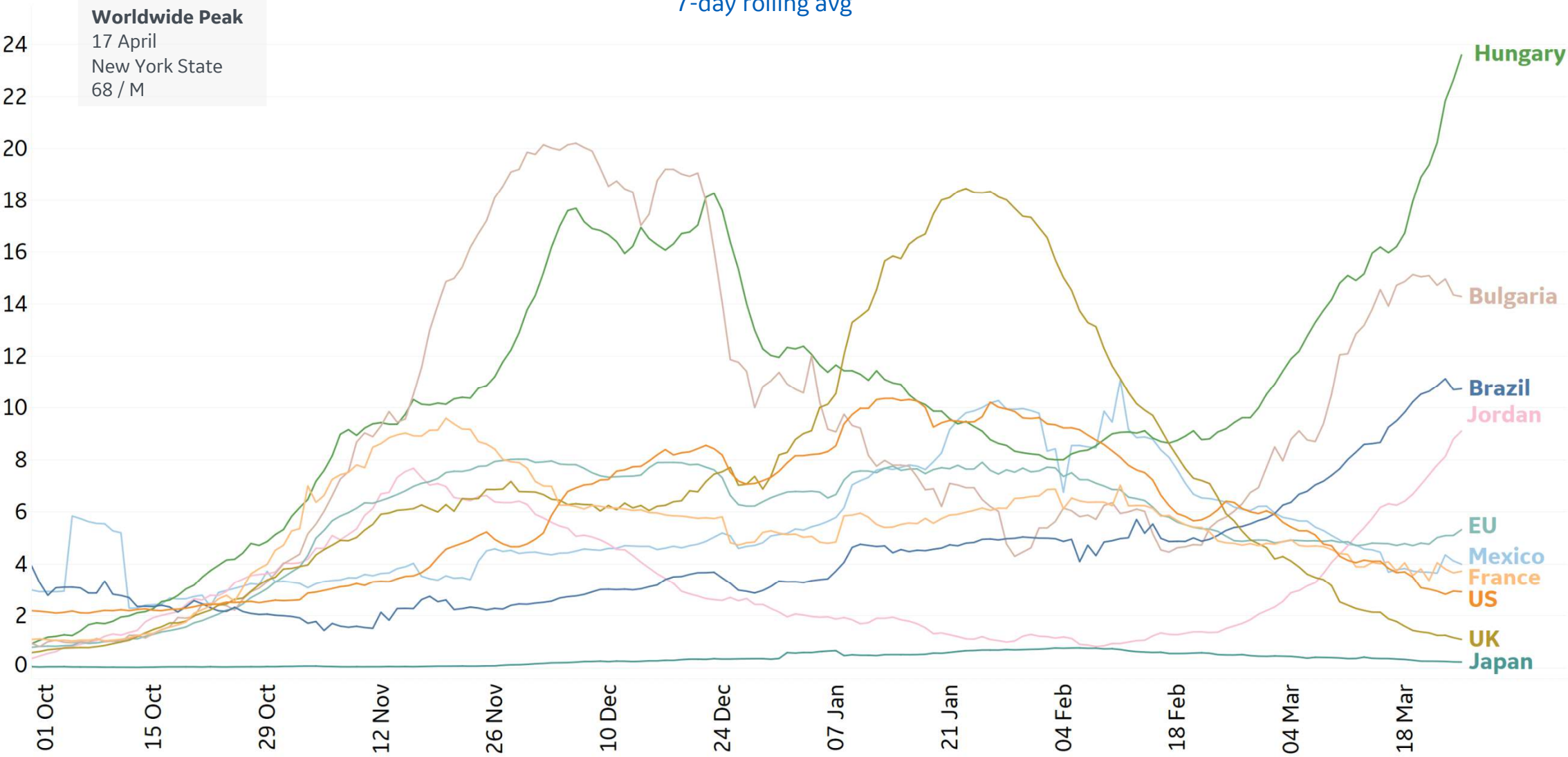
Updated 26 Mar 2021, 3:30 GMT 7





New Deaths in Select Countries

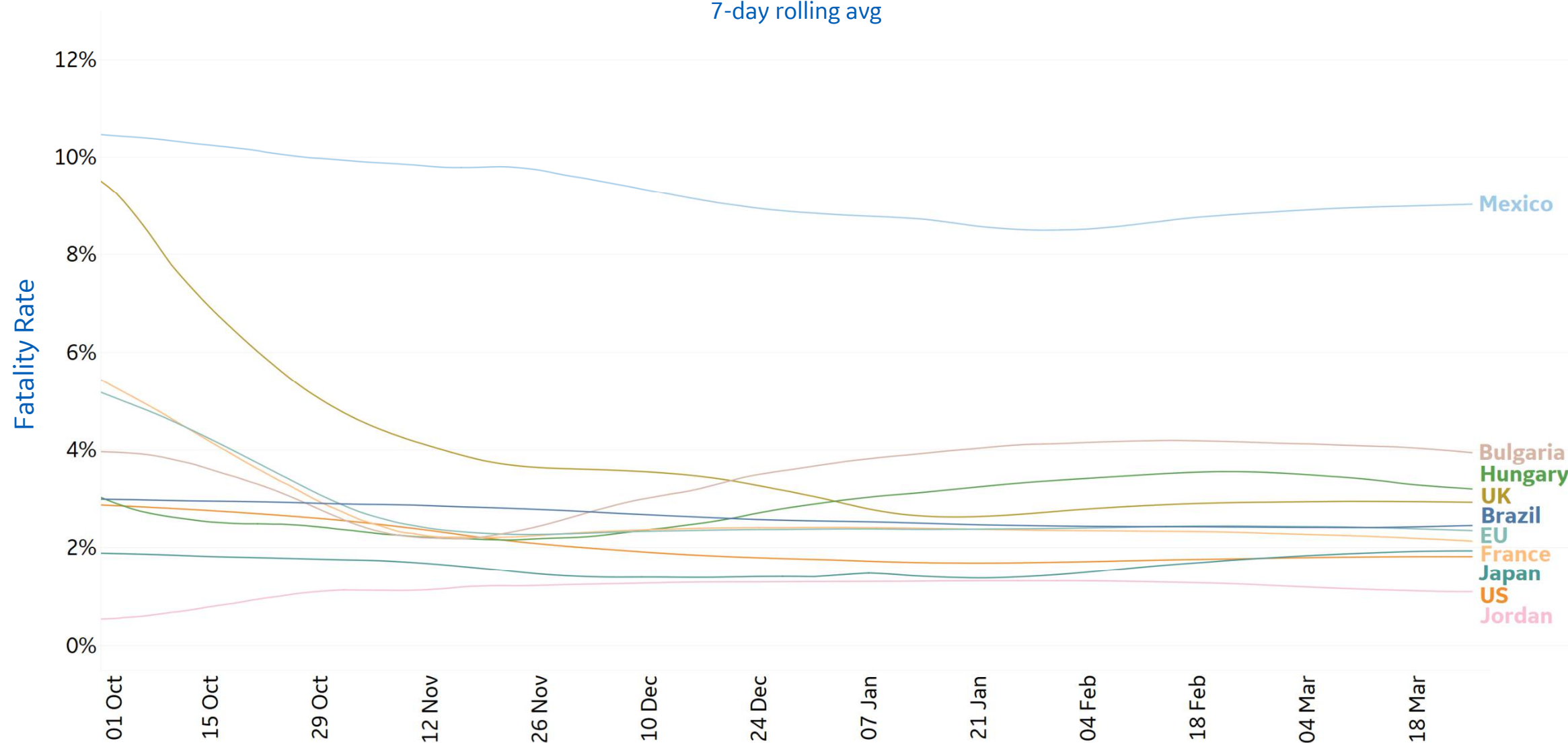
Daily New Deaths / 1M
7-day rolling avg



[illegible]



7-day rolling avg



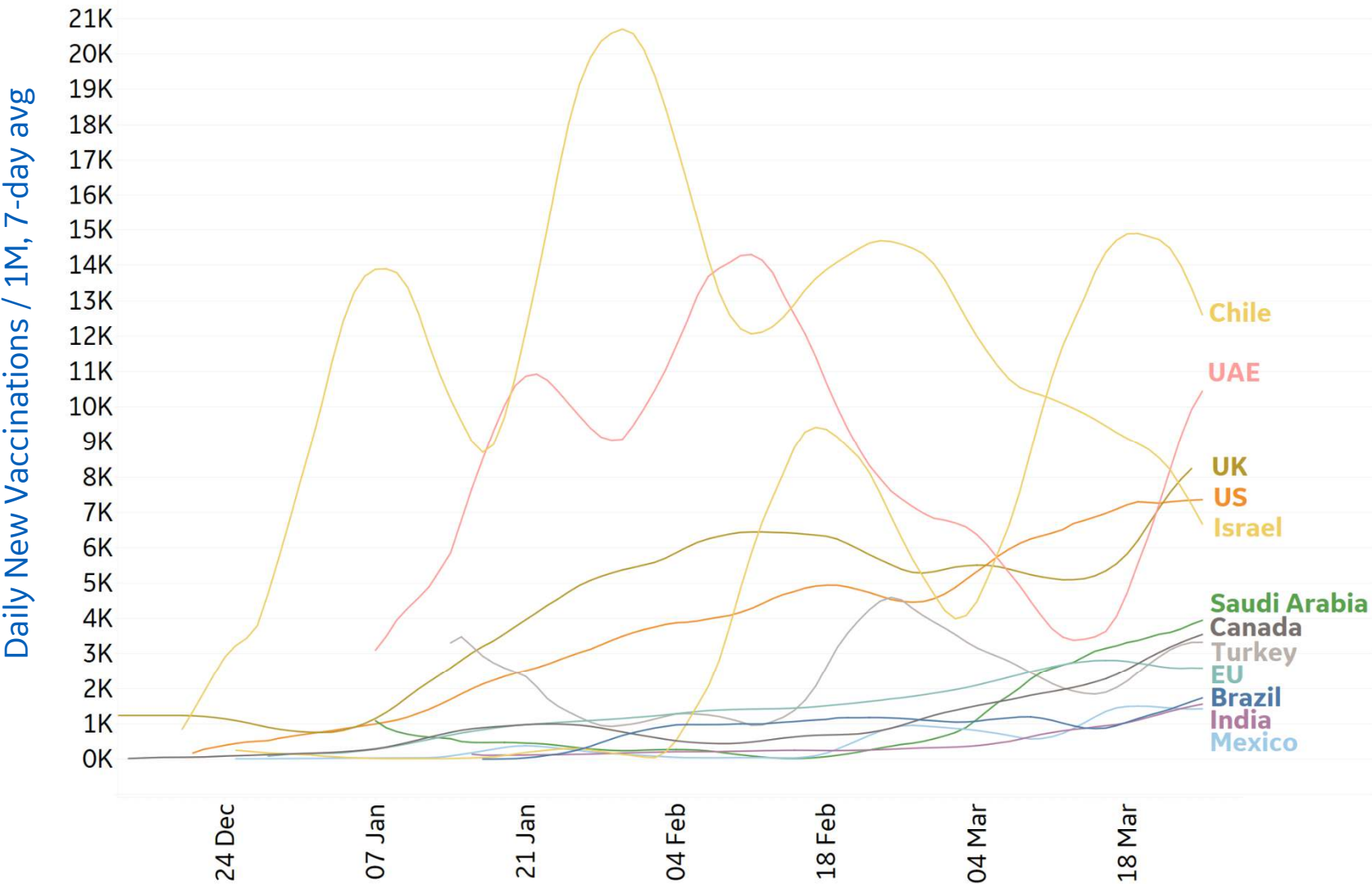


Daily & Total Vaccinations, Select Countries

Updated 26 Mar 2021, 3:30 GMT

11

Select countries with data available



	Total Vax per 1M	% of Population FULLY Vaccinated
Israel	1,144,275	54.2%
UAE	781,604	
Chile	491,931	16.7%
UK	467,941	4.1%
US	402,732	14.3%
Hungary	248,253	6.2%
Turkey	168,693	7.2%
Spain	146,290	5.1%
Italy	144,969	4.6%
France	144,324	3.9%
EU	143,435	4.3%
Portugal	140,638	4.5%
Germany	140,205	4.3%
Canada	121,454	1.7%
Saudi Arabia	109,238	
Brazil	77,894	1.8%
Mexico	48,427	0.6%
India	40,220	0.6%

*Total Vax and % Fully Vaccinated use most current reported data per country



US State Vaccinations to Date



State	% Fully Vaccinated	% Rec'd at Least 1 Dose	Population
New Mexico	21.0%	34.5%	2,096,829
Alaska	20.6%	32.3%	731,545
South Dakota	19.5%	31.6%	884,659
Connecticut	17.7%	31.7%	3,565,287
Rhode Island	17.6%	30.3%	1,059,361
North Dakota	17.4%	29.6%	762,062
Maine	17.2%	30.8%	1,344,212
Hawaii	17.1%	29.0%	1,415,872
Iowa	16.8%	27.8%	3,155,070
West Virginia	16.8%	27.3%	1,792,147
Wyoming	16.5%	25.3%	578,759
Massachusetts	16.5%	30.6%	6,892,503
Montana	16.5%	27.7%	1,068,778
Wisconsin	16.3%	28.3%	5,822,434
Vermont	16.0%	30.2%	623,989
Minnesota	16.0%	28.1%	5,639,632
Nebraska	16.0%	28.0%	1,934,408
Colorado	15.9%	26.2%	5,758,736
New Jersey	15.8%	30.0%	8,882,190
Oklahoma	15.6%	28.6%	3,956,971
Washington	15.3%	26.9%	7,614,893
Arizona	15.2%	26.7%	7,278,717
New Hampshire	15.2%	29.1%	1,359,711
Indiana	15.0%	23.1%	6,732,219
Virginia	15.0%	27.2%	8,535,519

14.1%
Total US population
fully vaccinated
(**140,687** per million)

25.9%
Total US population
having received
at least 1 dose
(**259,177** per million)

Fully vaccinated people are persons who have received all doses required per vaccine

State	% Fully Vaccinated	% Rec'd at Least 1 Dose	Population
Maryland	14.8%	27.6%	6,045,680
Kentucky	14.8%	28.5%	4,467,673
Illinois	14.8%	27.5%	12,671,821
Ohio	14.7%	25.9%	11,689,100
Idaho	14.7%	23.4%	1,787,065
Oregon	14.7%	25.3%	4,217,737
Michigan	14.6%	25.6%	9,986,857
North Carolina	14.4%	26.5%	10,488,084
Kansas	14.4%	26.8%	2,913,314
Pennsylvania	14.4%	28.1%	12,801,989
Delaware	14.2%	27.2%	973,764
Louisiana	14.1%	24.0%	4,648,794
Nevada	14.1%	25.2%	3,080,156
Florida	14.0%	25.2%	21,477,737
California	13.9%	27.2%	39,512,223
New York	13.7%	27.6%	19,453,561
South Carolina	13.3%	24.6%	5,148,714
Mississippi	13.2%	22.8%	2,976,149
Missouri	12.9%	23.7%	6,137,428
Alabama	12.3%	21.4%	4,903,185
Arkansas	12.2%	23.5%	3,017,804
Tennessee	11.9%	22.4%	6,829,174
Texas	11.5%	22.9%	28,995,881
Georgia	11.4%	20.5%	10,617,423
Utah	10.3%	23.2%	3,205,958



Feature: Trends in CC Ecosystem Cities

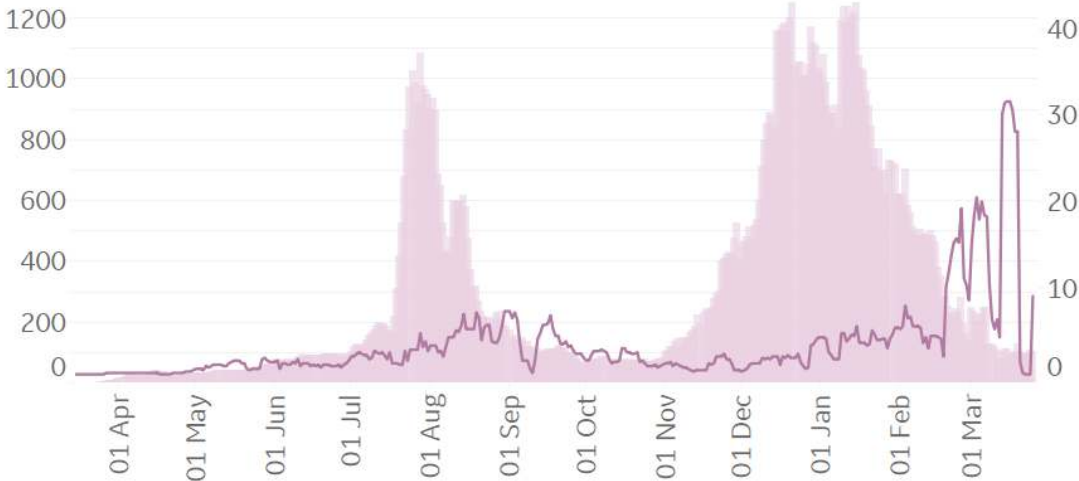
Daily New Confirmed Cases / 1M (Bars)

7-day Rolling Avg

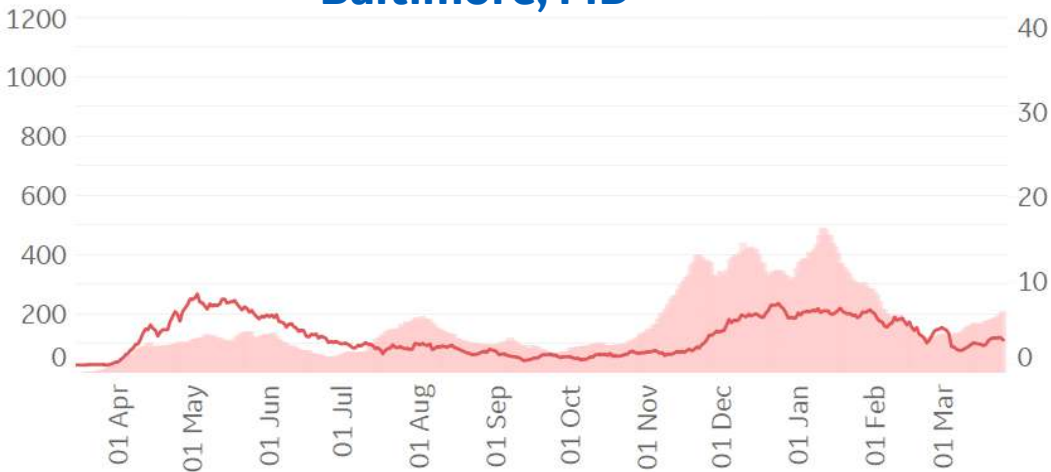
Asheville, NC



Bakersfield, CA



Baltimore, MD



Bradford, UK



Daily New Deaths / 1M (Lines)

7-day Rolling Avg



Feature: Trends in CC Ecosystem Cities

Durham, NC

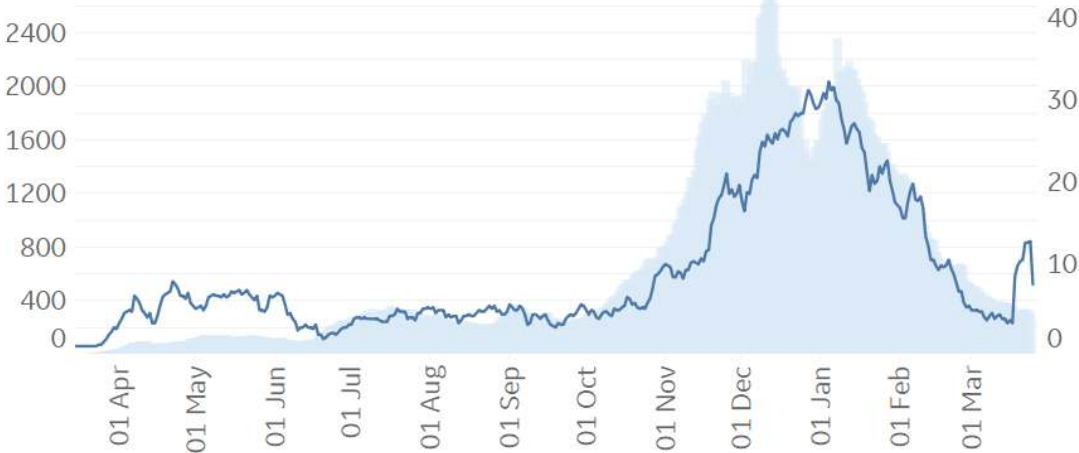
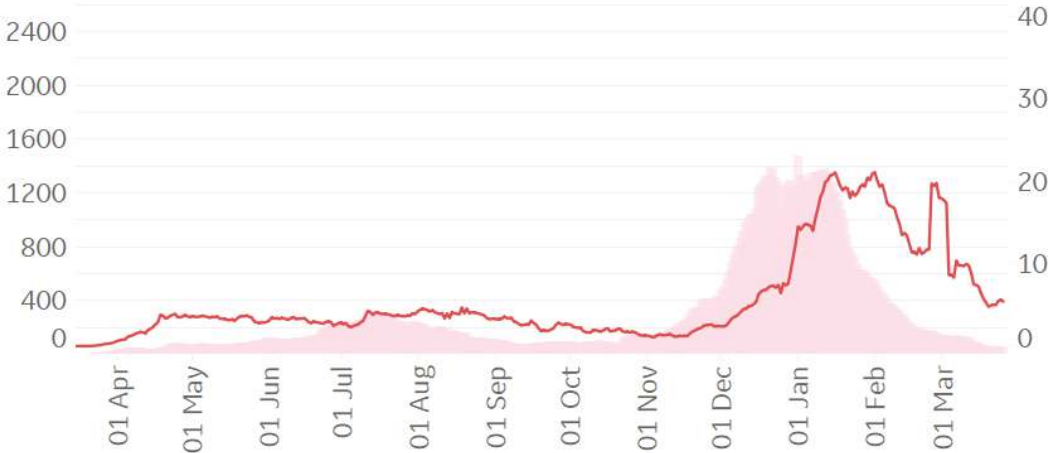
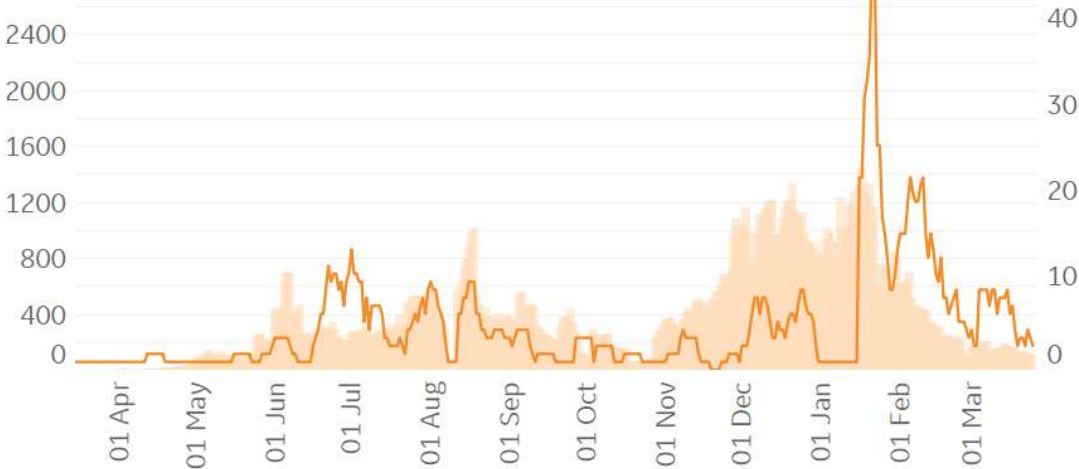
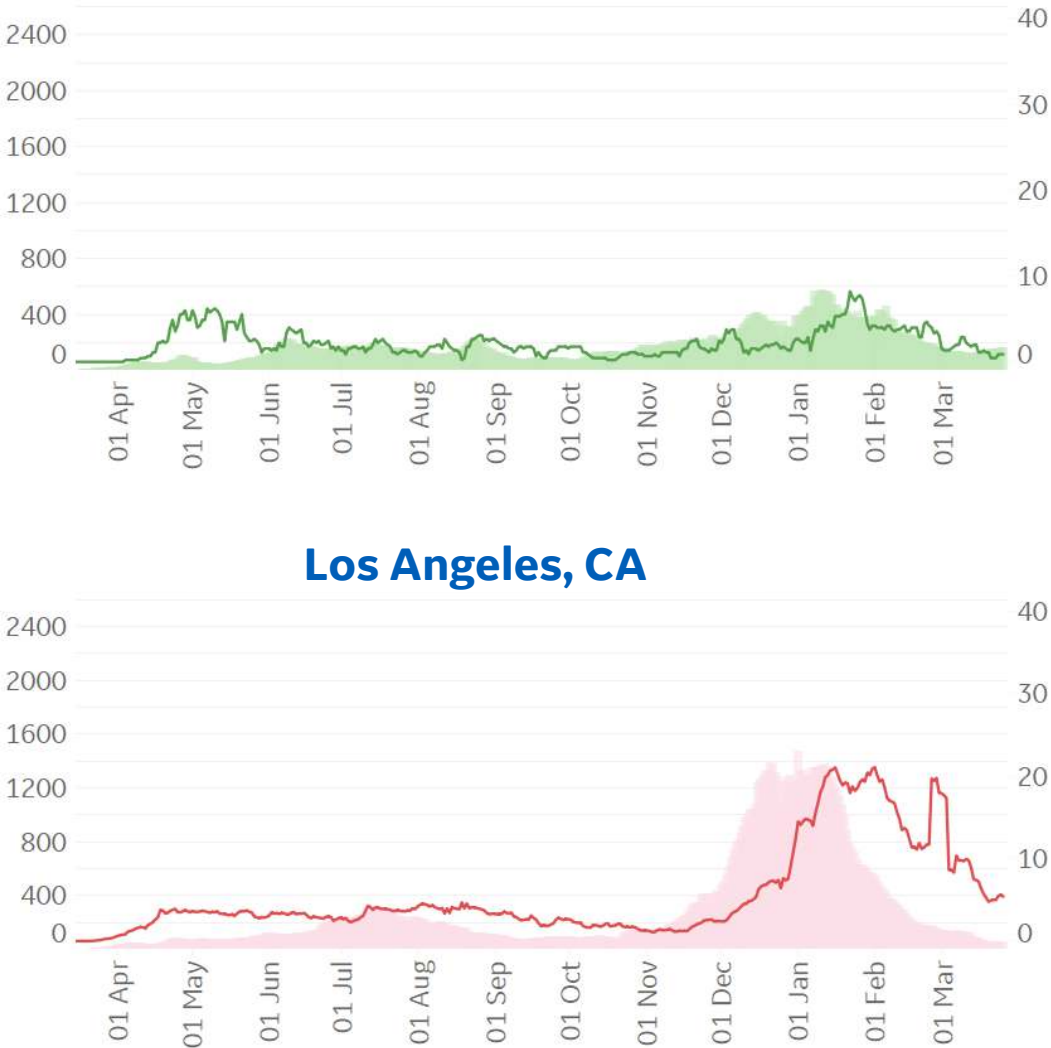
Hanford, CA

Los Angeles, CA

Cincinnati, OH

Daily New Confirmed Cases / 1M (Bars)

7-day Rolling Avg



Daily New Deaths / 1M (Lines)
7-day Rolling Avg



Feature: Trends in CC Ecosystem Cities

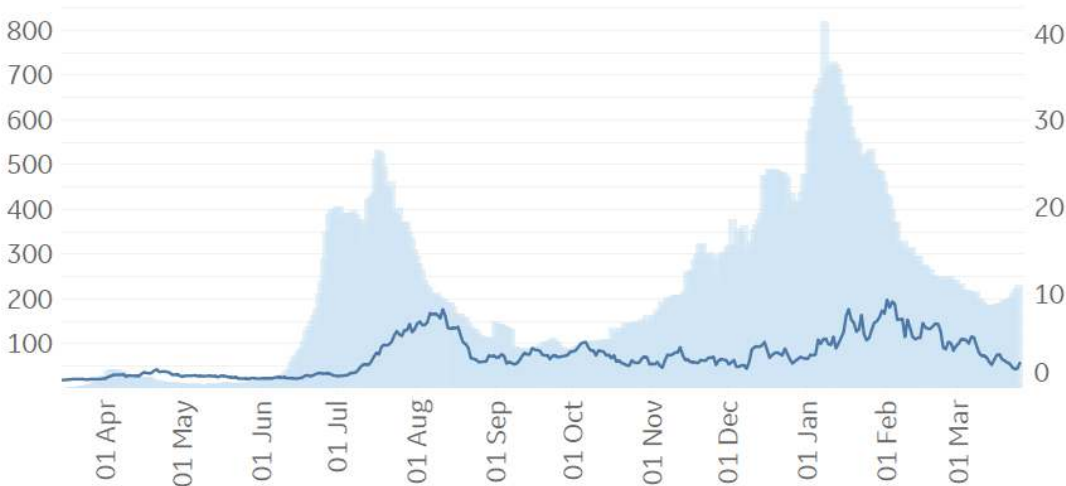
Daily New Confirmed Cases / 1M (Bars)

7-day Rolling Avg

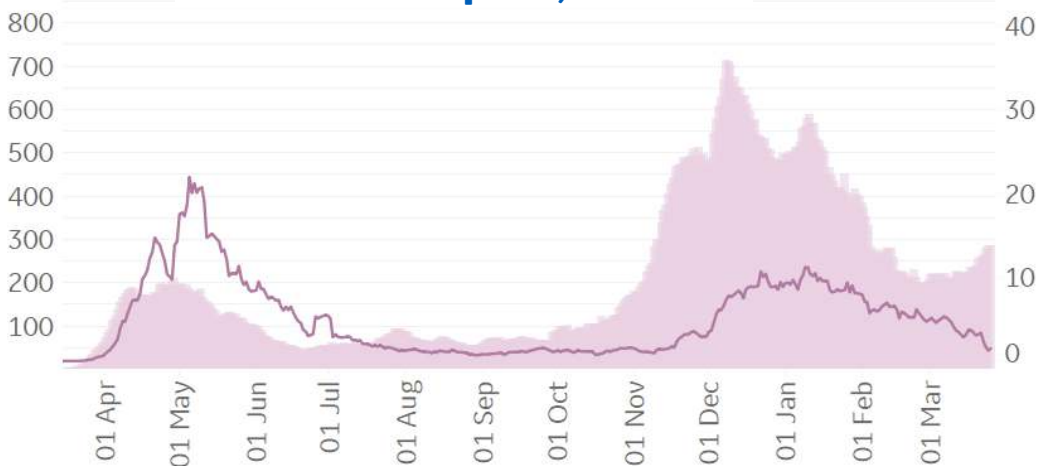
Miami, FL



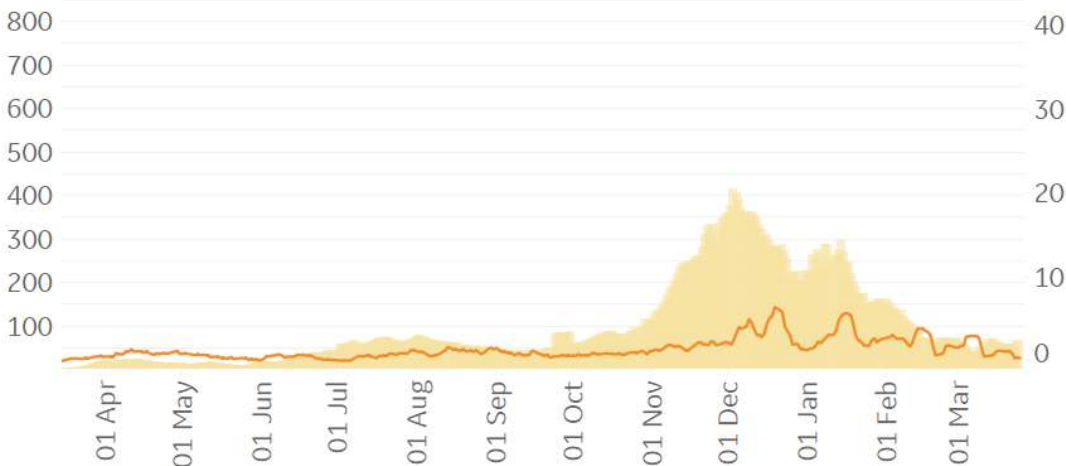
Orlando, FL



Philadelphia, PA



Portland, OR



Daily New Deaths / 1M (Lines)

7-day Rolling Avg

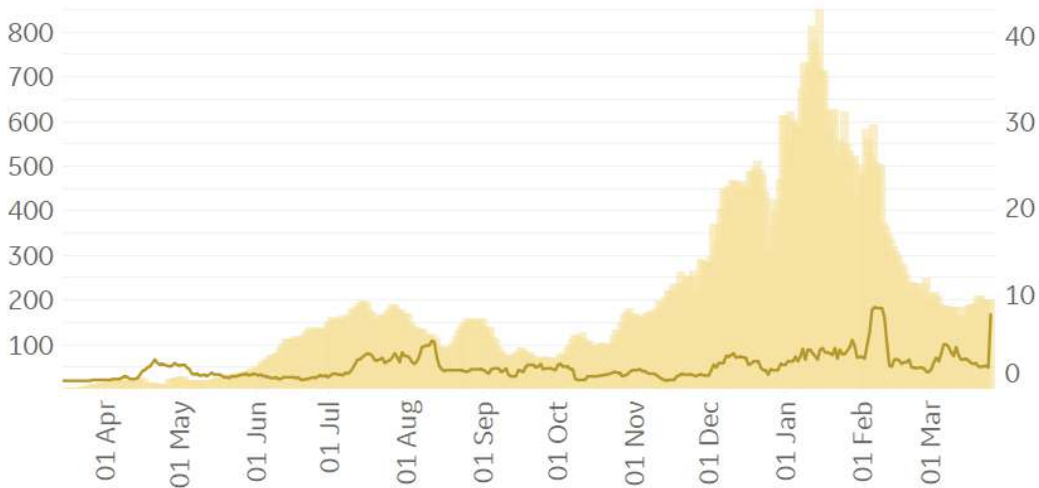


Feature: Trends in CC Ecosystem Cities

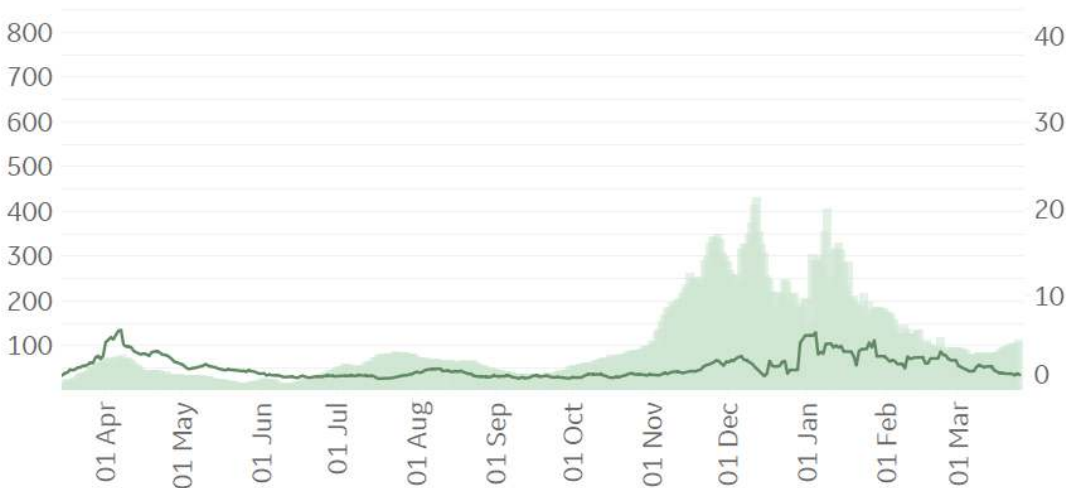
Raleigh, NC

Daily New Confirmed Cases / 1M (Bars)

7-day Rolling Avg



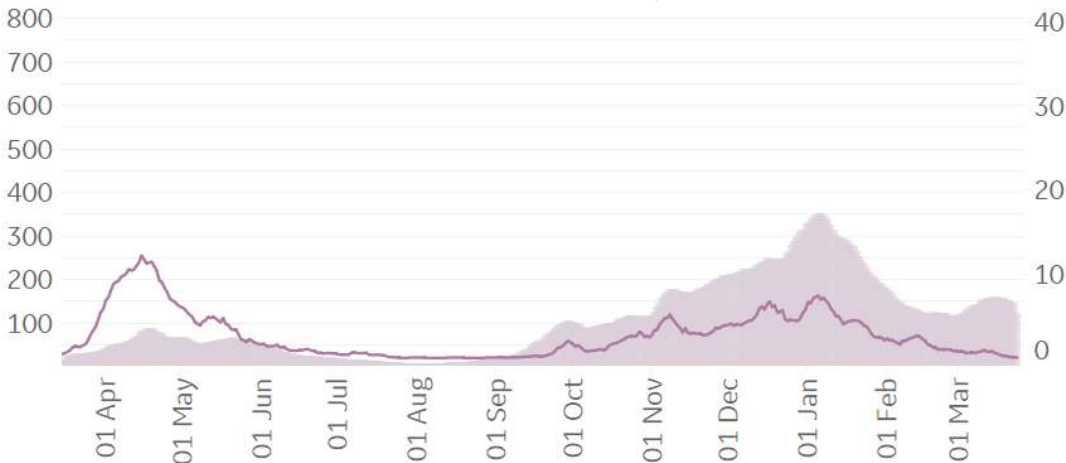
Seattle, WA



Tampa, FL



Toronto, CA



Daily New Deaths / 1M (Lines)

7-day Rolling Avg



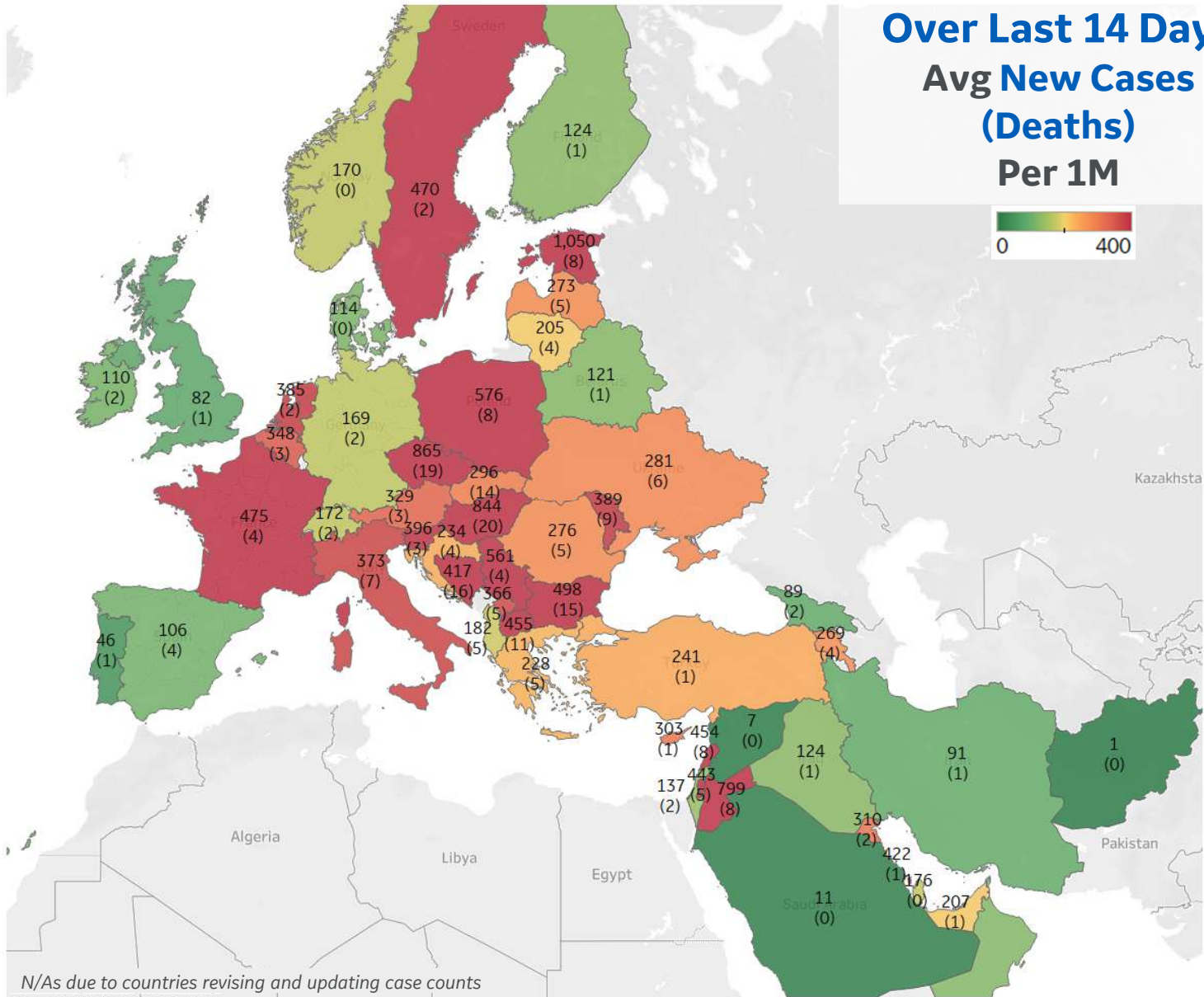
Per 1M in Region

	Today	Change
Active Cases	19,186	+1.2%
Confirmed	386 new	+0.9%
Deaths	5 new	+0.5%
Recovered	147 new	+0.6%

Most Daily New Cases / 1M

Estonia	1,050
Czechia	865
Hungary	844
Jordan	799
Poland	576
Serbia	561
Bulgaria	498
France	475
Sweden	470
North Macedonia	455

* Excludes regions with population < 1M



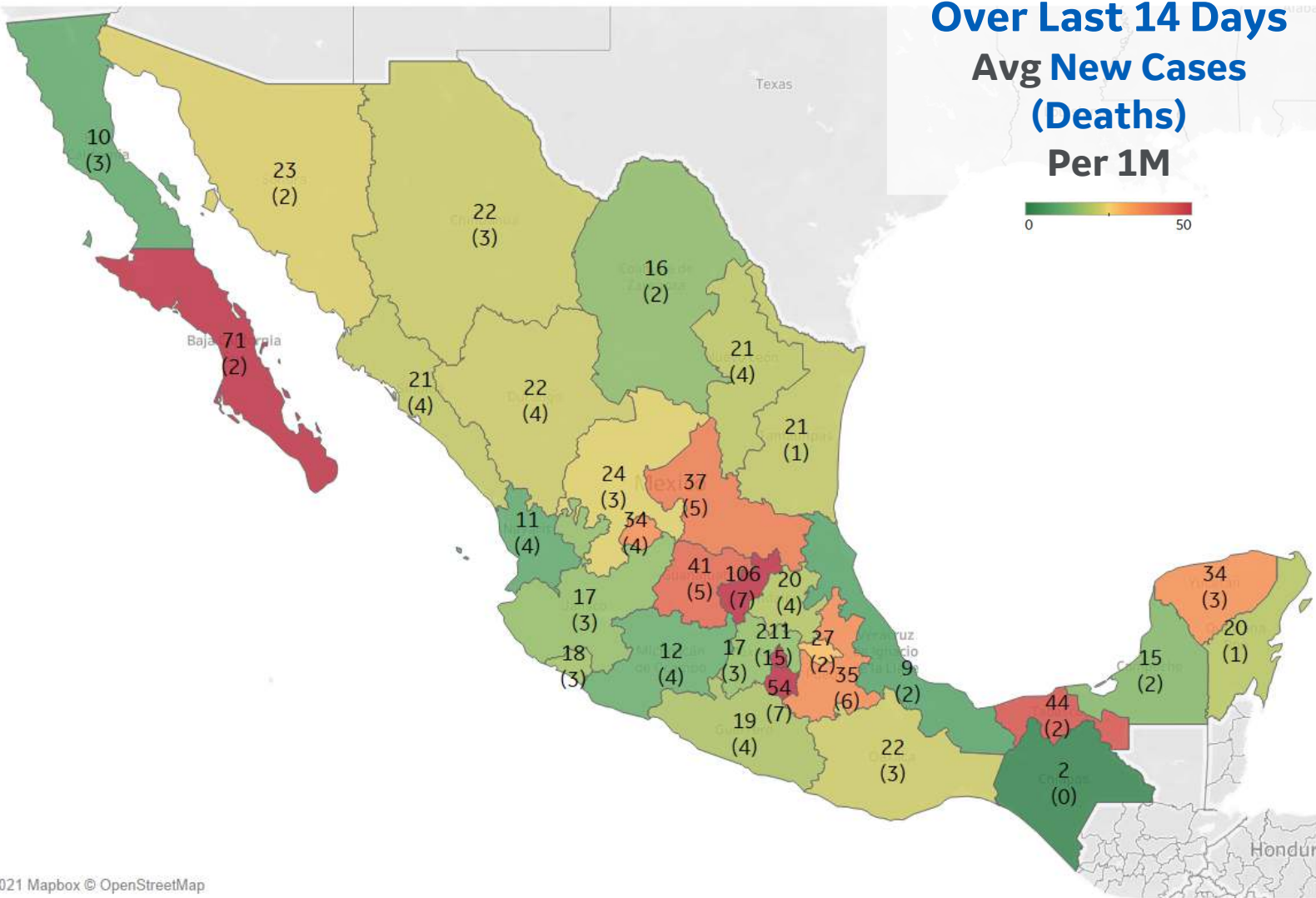


..... **Per 1M in Region**

Active Cases	2,014	+0.4%
Confirmed	46 new	+0.3%
Deaths	6 new	+0.4%
Recovered	31 new	+0.2%

Most Daily New Cases / 1M

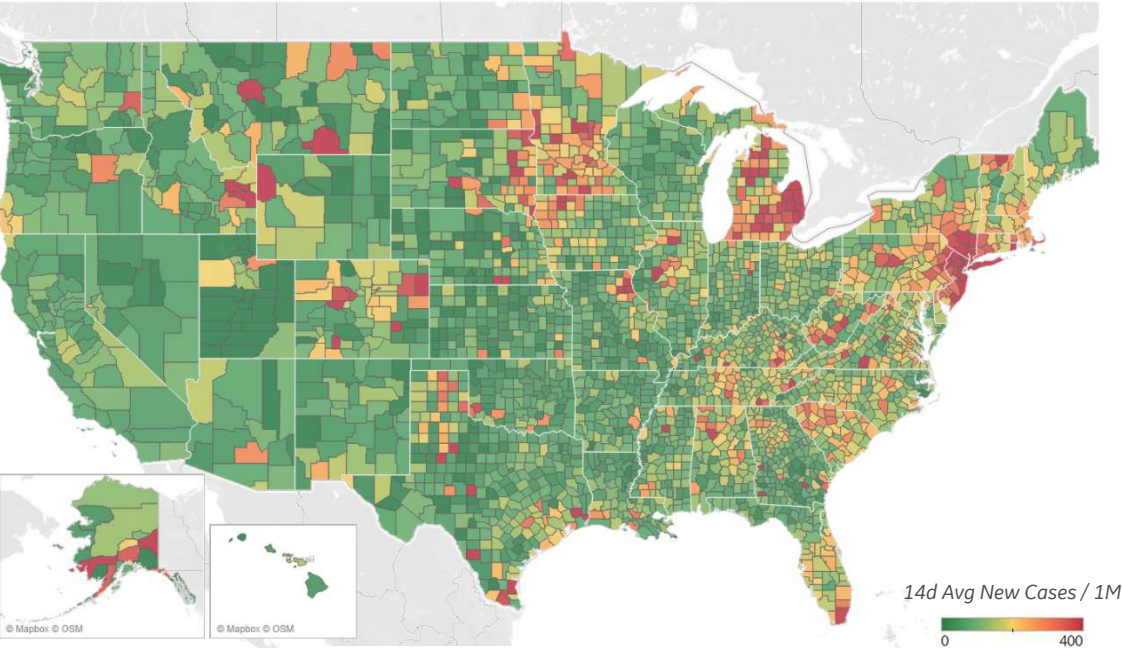
Distrito Federal	211
Querétaro	106
Baja California Sur	71
Morelos	54
Tabasco	44
Guanajuato	41
San Luis Potosí	37
Nacional	36
Puebla	35
Aguascalientes	34





US Counties: Recent Cases and Deaths

Average New Cases per 1M Over Last 14 Days

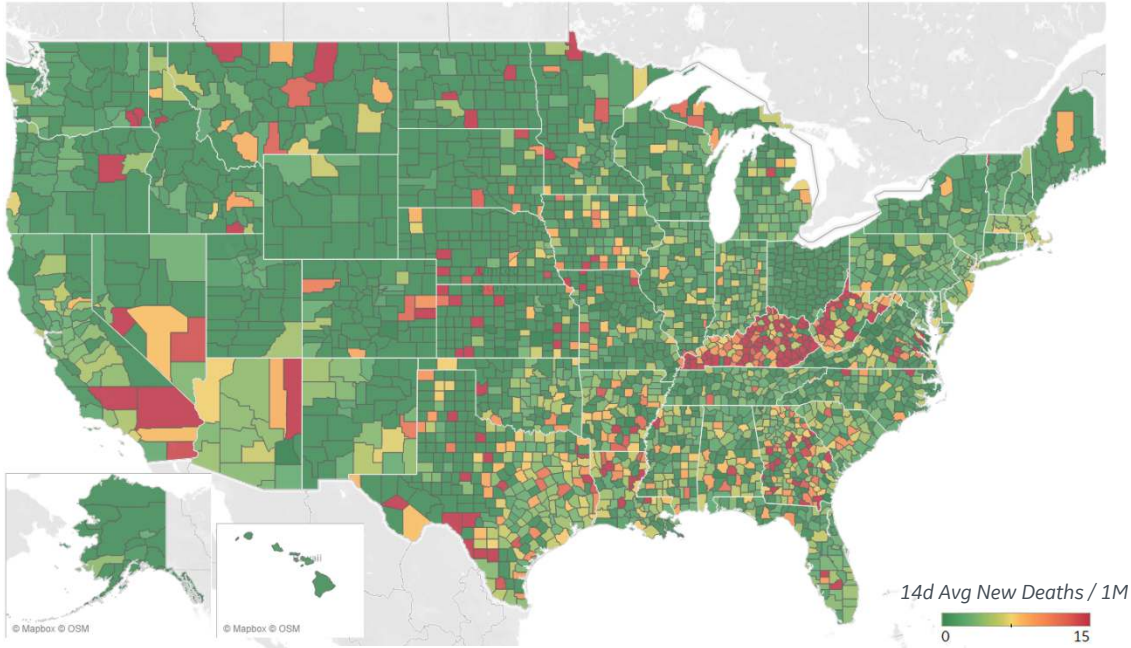


Top 10 by New Confirmed

Avg New Confirmed Cases / 1M

Monmouth County, NJ	596
Orange County, NY	550
Morris County, NJ	536
Ocean County, NJ	521
Macomb County, MI	511
Hudson County, NJ	504
New York City*	484
Passaic County, NJ	479
Rockland County, NY	471
Essex County, NJ	470

Average New Deaths per 1M Over Last 14 Days



Top 10 by New Deaths

Avg New Deaths/ 1M

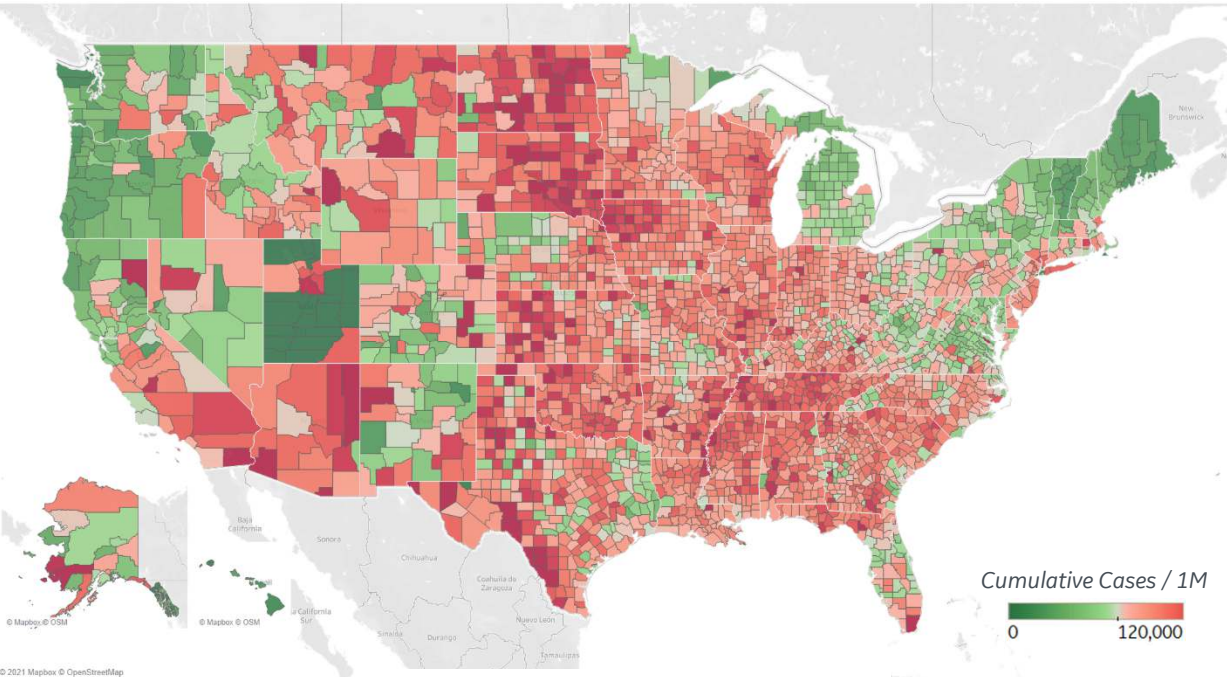
San Bernardino County, CA	31
Jefferson County, KY	19
Kern County, CA	19
El Paso County, TX	8
Riverside County, CA	8
Fayette County, KY	8
Ocean County, NJ	8
Brazoria County, TX	7
Hampden County, MA	7
New York City*	7

Note: Lists includes counties $\geq 250K$ population



US Counties: Cumulative Cases and Deaths

Confirmed **Cases** per 1M to date

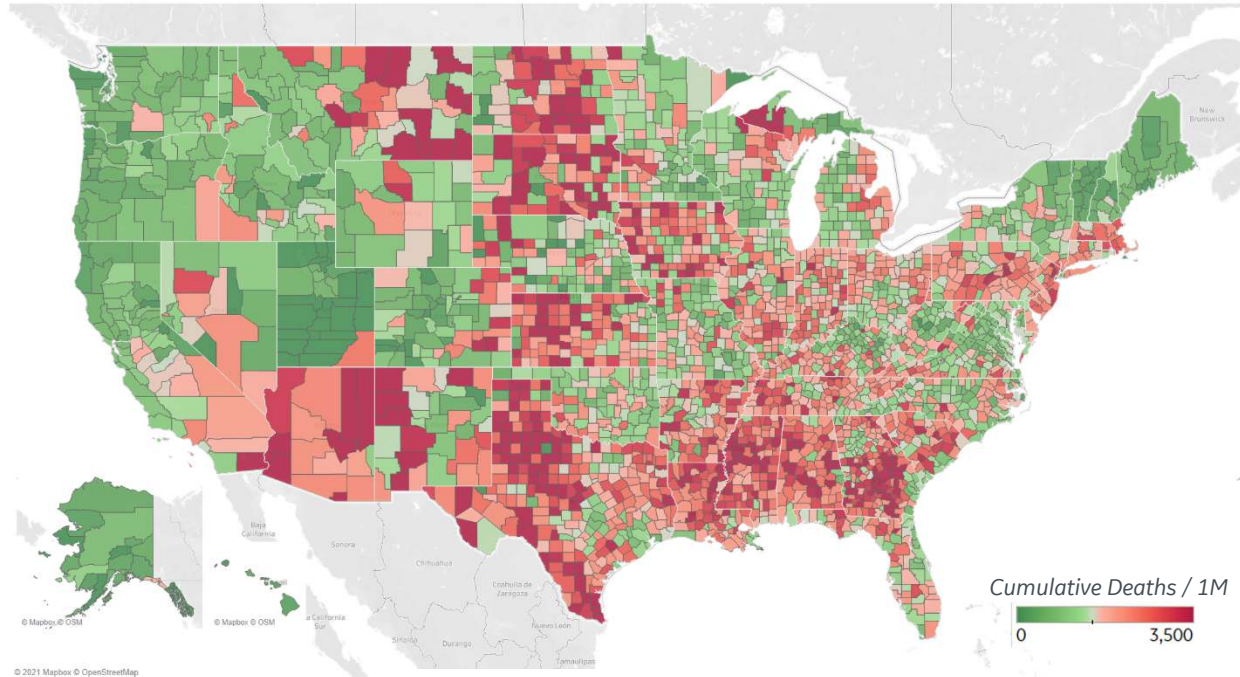


Top 10 Counties

Total Confirmed Cases / 1M

Miami-Dade County, FL	161,470
Lubbock County, TX	156,068
Webb County, TX	155,600
El Paso County, TX	153,252
Utah County, UT	145,426
Providence County, RI	136,979
San Bernardino County, CA	133,093
Rockland County, NY	130,624
Greenville County, SC	130,223
Brown County, WI	126,986

Reported **Deaths** per 1M to date



Top 10 Counties

Total Reported Deaths / 1M

New York City*	5,745
Cameron County, TX	3,672
Passaic County, NJ	3,533
Essex County, NJ	3,471
Union County, NJ	3,313
Ocean County, NJ	3,263
Hidalgo County, TX	3,167
Hudson County, NJ	3,120
Hampden County, MA	3,073
El Paso County, TX	3,012

Note: Lists includes counties $\geq 250K$ population

* New York City counties aggregated into one reporting area



Per 1M in Region

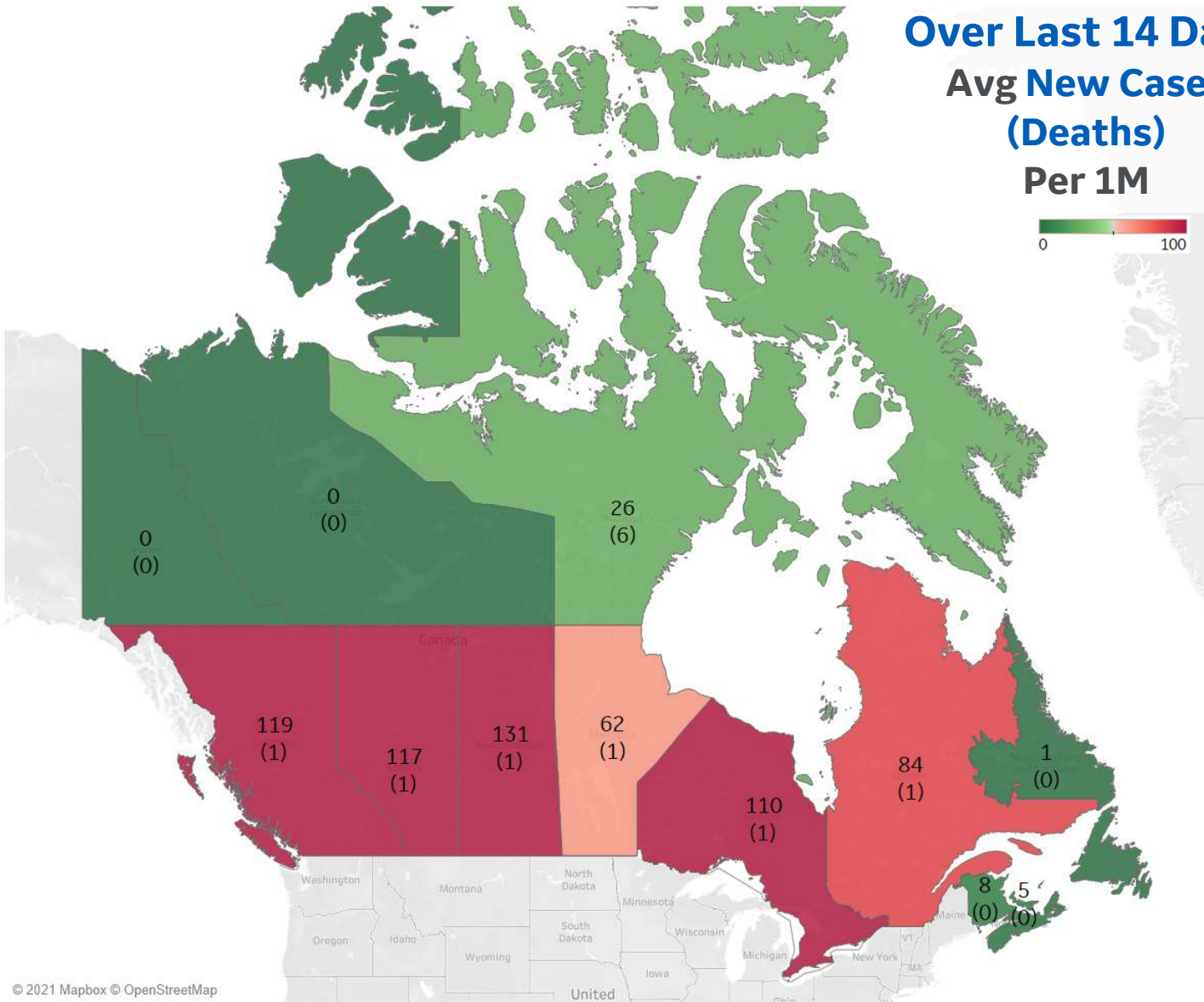
	Today	Change
Active Cases	1,010	+4.5%
Confirmed	135 new	+0.5%
Deaths	1 new	+0.1%
Recovered	92 new	+0.4%

Most Daily New Cases / 1M

Saskatchewan	131
Ontario	110
Alberta	117
British Columbia	119
Quebec	84
Manitoba	62

* Excludes regions with population < 1M

Over Last 14 Days Avg New Cases (Deaths) Per 1M





Central & South America

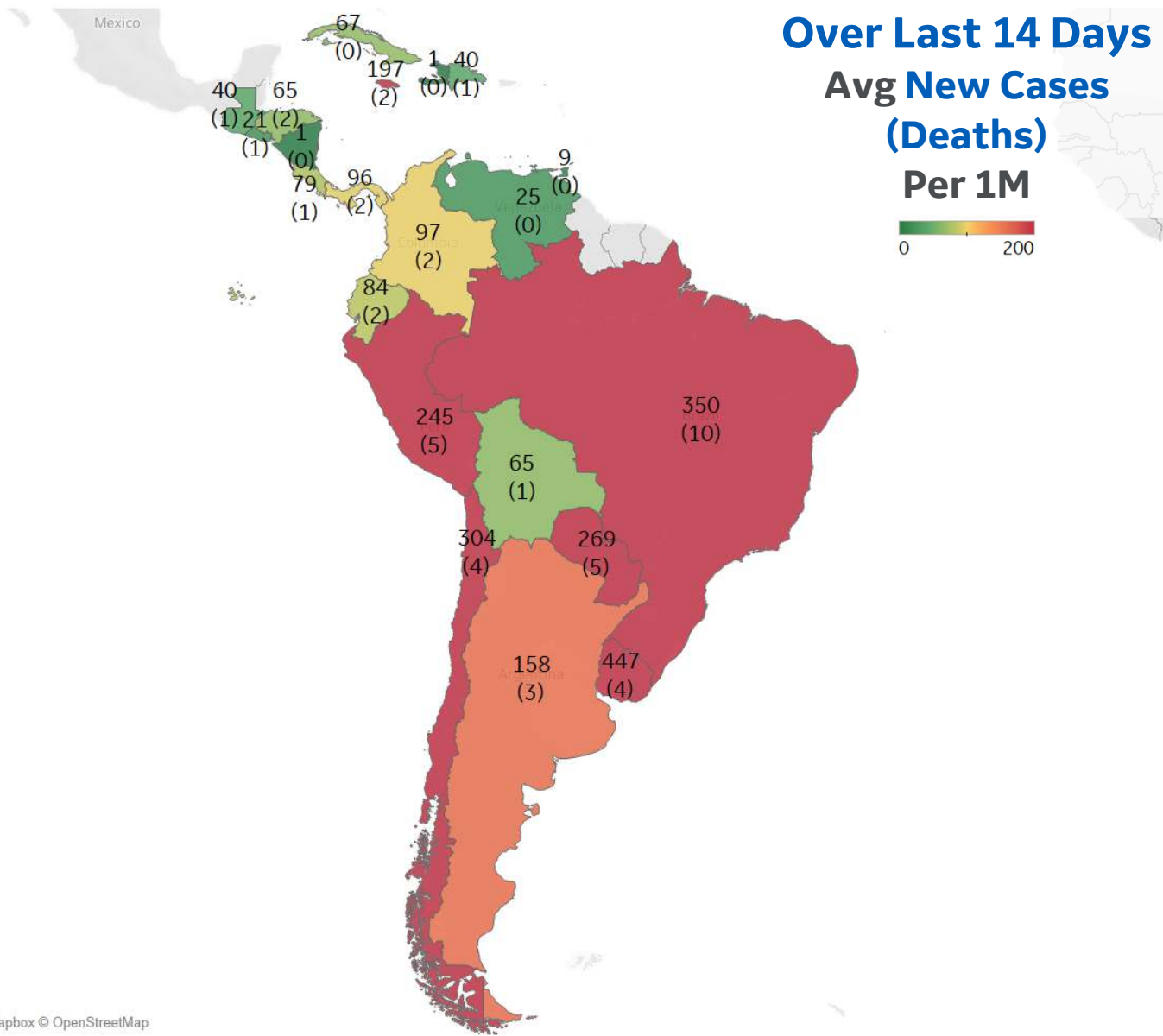
Per 1M in Region

	Today	Change
Active Cases	3,550	+3.2%
Confirmed	293 new	+0.7%
Deaths	7 new	+0.7%
Recovered	177 new	+0.5%

Most Daily New Cases / 1M

Uruguay	447
Brazil	350
Chile	304
Paraguay	269
Peru	245
Jamaica	197
Argentina	158
Colombia	97
Panama	96
Ecuador	84

* Excludes regions with population < 1M





Brazil



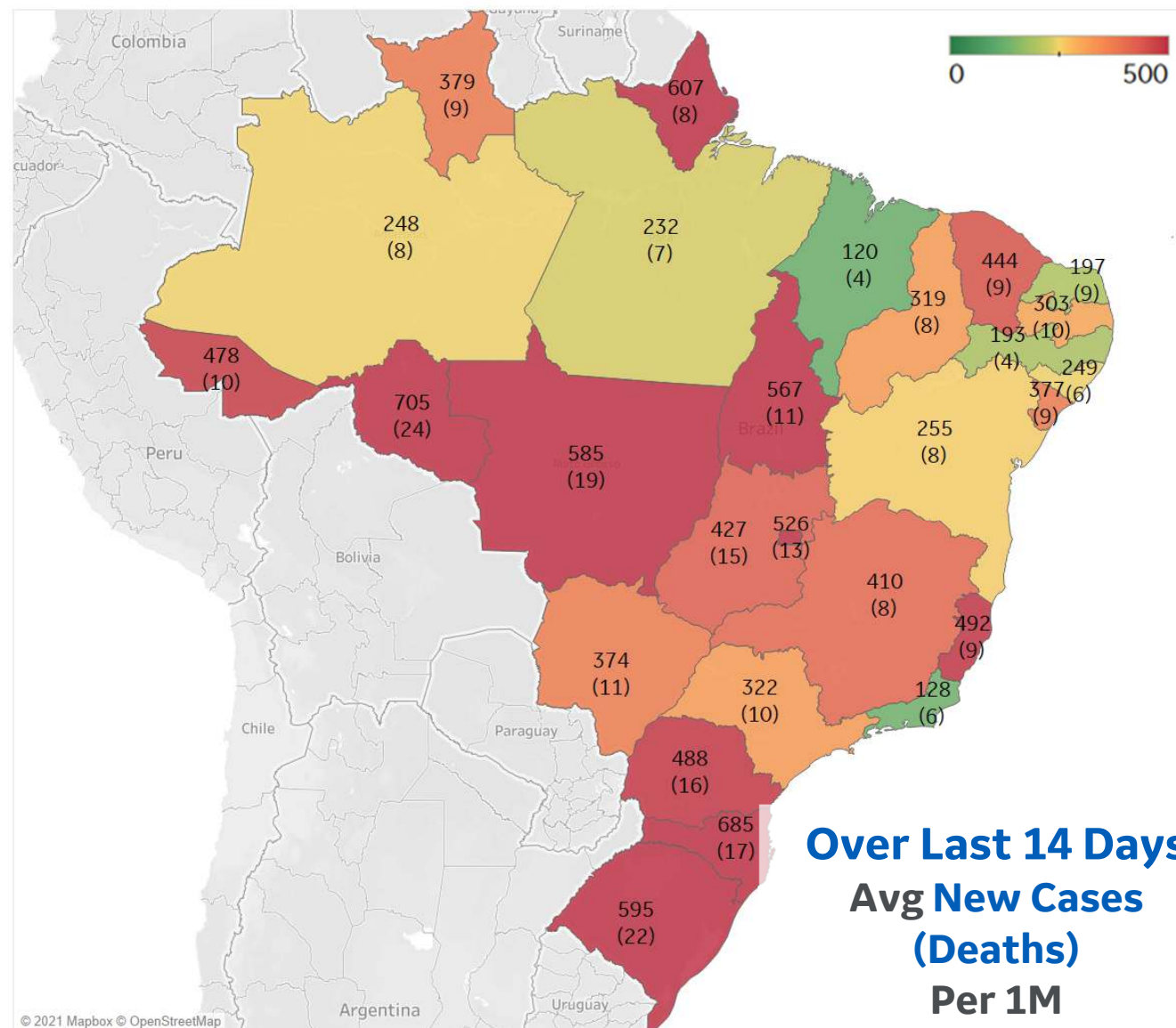
Per 1M in Region

	Today	Change
Active Cases	5,684	+3.3%
Confirmed	471 new	+0.8%
Deaths	13 new	+0.9%
Recovered	274 new	+0.5%

Most Daily New Cases / 1M

Rondônia	705
Santa Catarina	685
Rio Grande do ..	595
MatoGrosso	585
Tocantins	567
Distrito Federal	526
Espírito Santo	492
Paraná	488
Ceará	444
Goiás	427

* Excludes regions with population < 1M





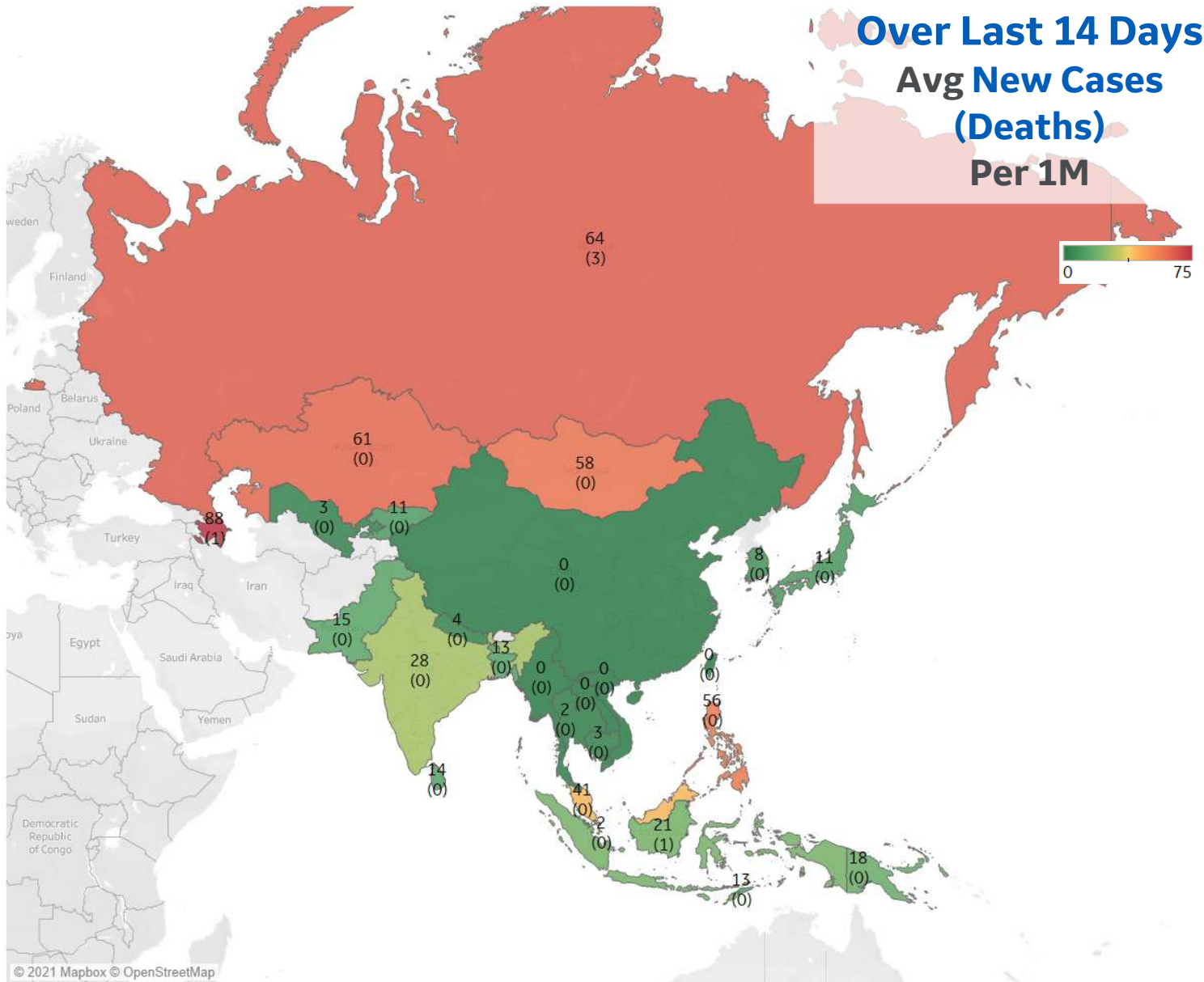
Per 1M in Region

	Today	Change
Active Cases	256	+3.6%
Confirmed	23 new	+0.4%
Deaths	0.2 new	+0.3%
Recovered	13 new	+0.3%

Most Daily New Cases / 1M

Azerbaijan	88
Russia	64
Kazakhstan	61
Mongolia	58
Philippines	56
Malaysia	41
India	28
Indonesia	21
Papua New Guin..	18
Pakistan	15

* Excludes regions with population < 1M



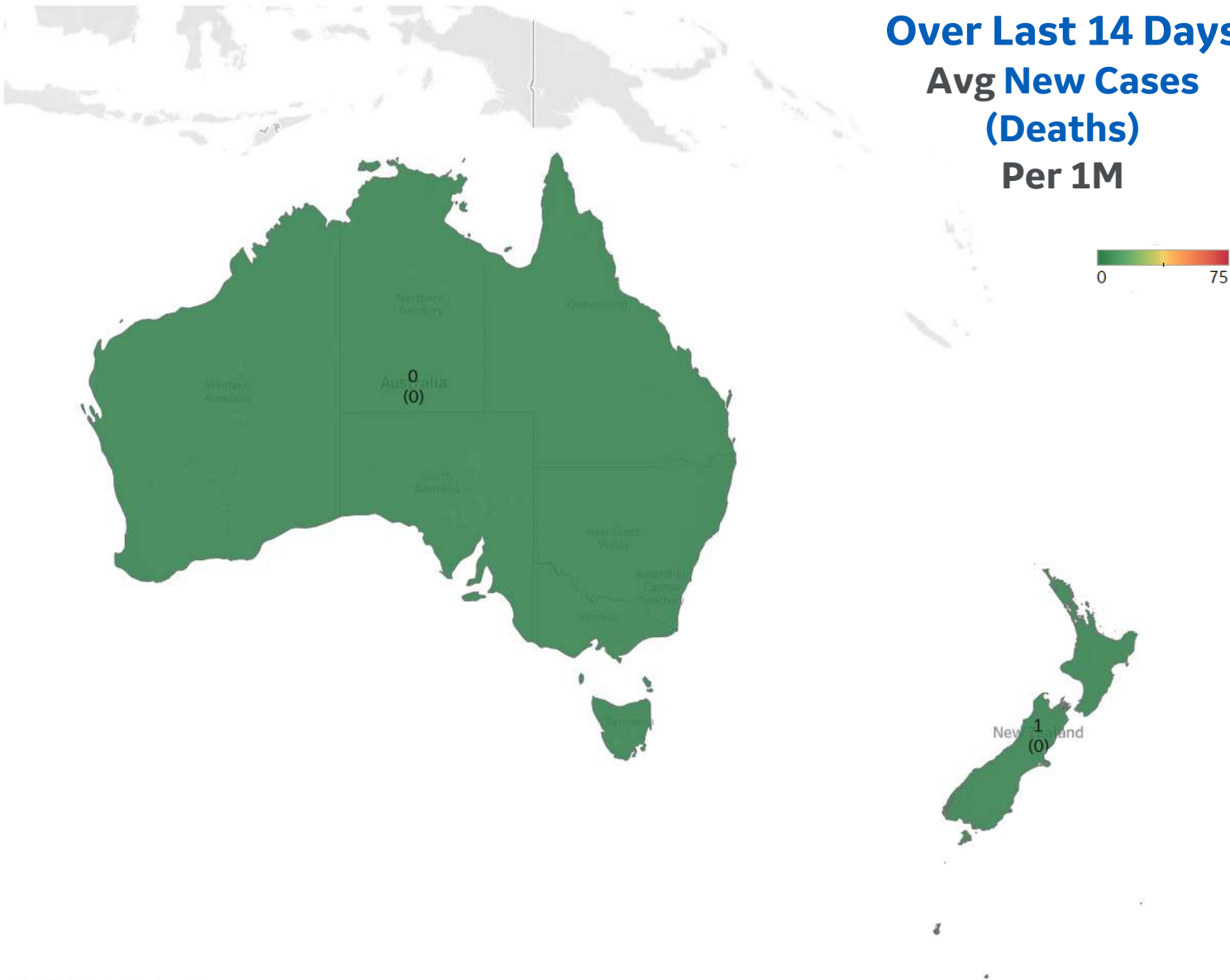


Per 1M in Region

	Today	Change
Active Cases	173	+0%
Confirmed	0 new	+0%
Deaths	0 new	+0%
Recovered	0 new	+0%

Most Daily New Cases / 1M

New Zealand	1
Australia	0





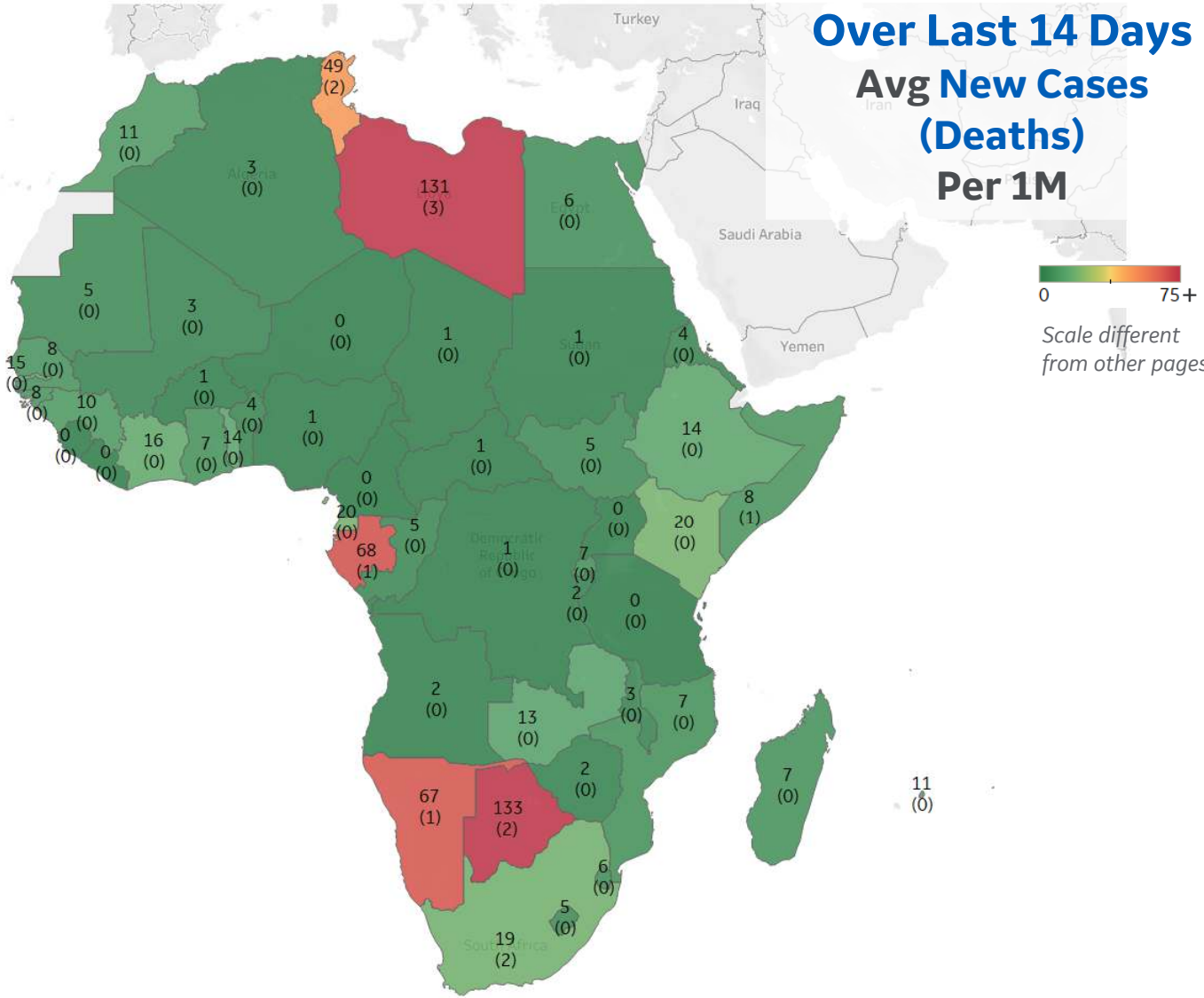
Per 1M in Region

	Today	Change
Active Cases	236	+0%
Confirmed	9 new	+0.3%
Deaths	0.3 new	+0.3%
Recovered	9 new	+0.3%

Most Daily New Cases / 1M

Botswana	133
Libya	131
Gabon	68
Namibia	67
Tunisia	49
Eq. Guinea	20
Kenya	20
South Africa	19
Cote d'Ivoire	16
Gambia	15

* Excludes regions with population < 1M





Sources



** Per 1M = Per 1 Million Population unless otherwise noted

Worldwide Survival Rate, last 30d calculation =
[(Total Confirmed – Total Confirmed 30d ago) – (Total Deaths-Total Deaths 30d ago)] / (Total Confirmed – Total Confirmed 30d ago)

Johns Hopkins Coronavirus Resource Center:

<https://coronavirus.jhu.edu/map.html>

Worldometer Coronavirus Reporting:

<https://www.worldometers.info/coronavirus/>

Public Health England:

<https://www.gov.uk/government/publications/covid-19-track-coronavirus-cases>

US Department of Homeland Security, Homeland Infrastructure Foundation-Level Data:

<https://hifld-geoplatform.opendata.arcgis.com/datasets/hospitals>

National Health Commission of the PRC:

<http://www.nhc.gov.cn/xcs/yqtb/202003/bf66696029ba420098164607240074f8.shtml>

CDC, Severe Outcomes Among Patients with Coronavirus Disease 2019 (COVID-19):

<https://www.cdc.gov/mmwr/volumes/69/wr/mm6912e2.htm>

Italian Department of Civil Protection, COVID Monitoring:

<http://opendatadpc.maps.arcgis.com/apps/opsdashboard/index.html#/b0c68bce2cce478eaac82fe38d4138b1>

The COVID Tracking Project:

<https://covidtracking.com/data/>

UK Office for National Statistics:

<https://www.ons.gov.uk/peoplepopulationandcommunity/birthsdeathsandmarriages/deaths/bulletins/deathsregisteredweeklyinenglandandwalesprovisional/weekending24april2020>

European Centre for Disease Prevention and Control:

<https://www.ecdc.europa.eu/en/publications-data/download-data-hospital-and-icu-admission-rates-and-current-occupancy-covid-19>

Secretary of Health, Mexico:

<https://www.gob.mx/salud/en>

Canada Regional Data:

<https://health-infobase.canada.ca/covid-19/epidemiological-summary-covid-19-cases.html#fn1>

Canada Regional Populations (Q4 2019):

<https://www150.statcan.gc.ca/t1/tbl1/en/tv.action?pid=1710000901>

CDC COVID Data Tracker:

<https://covid.cdc.gov/covid-data-tracker/#vaccinations>