

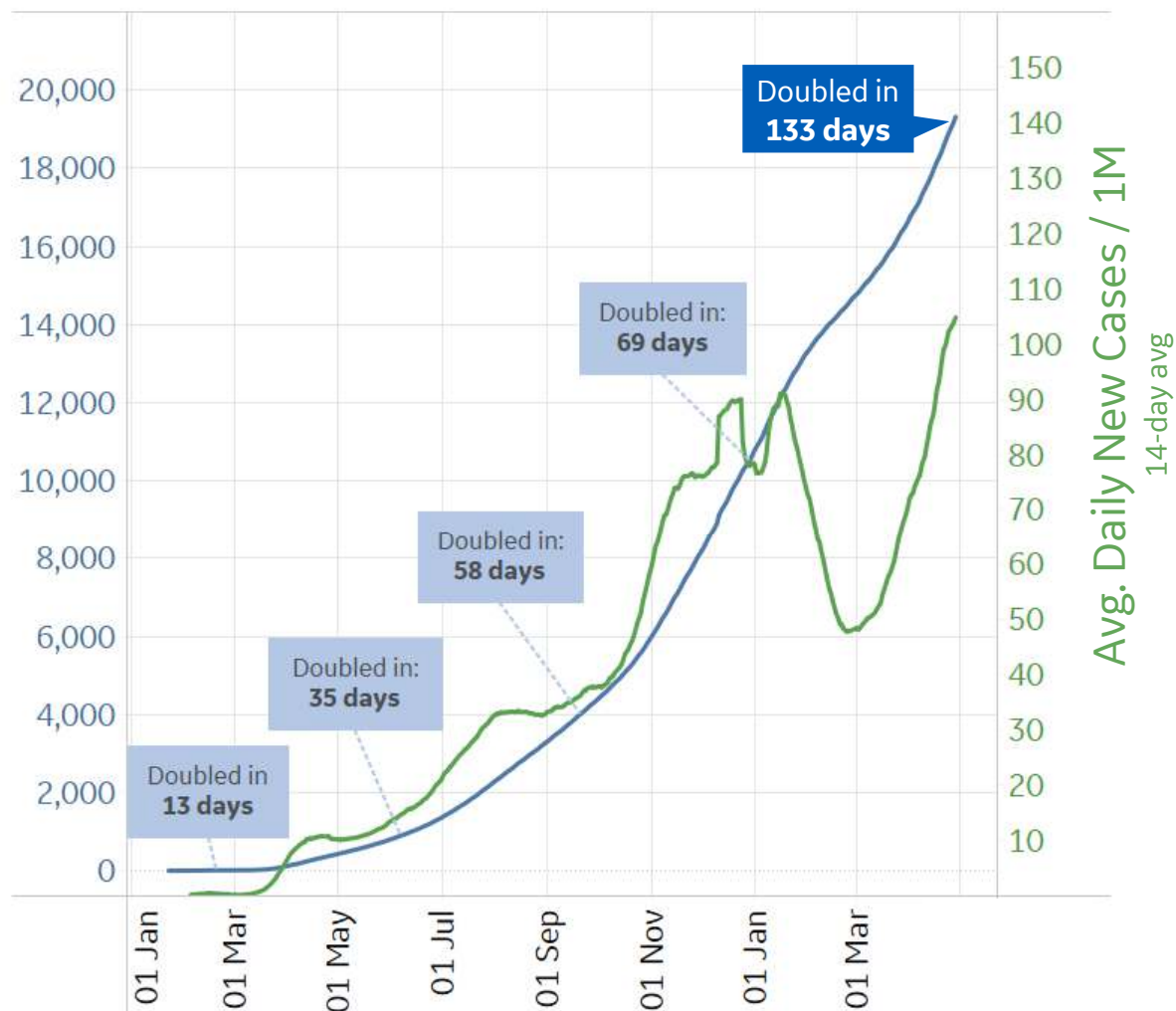


Global Confirmed & Active Cases



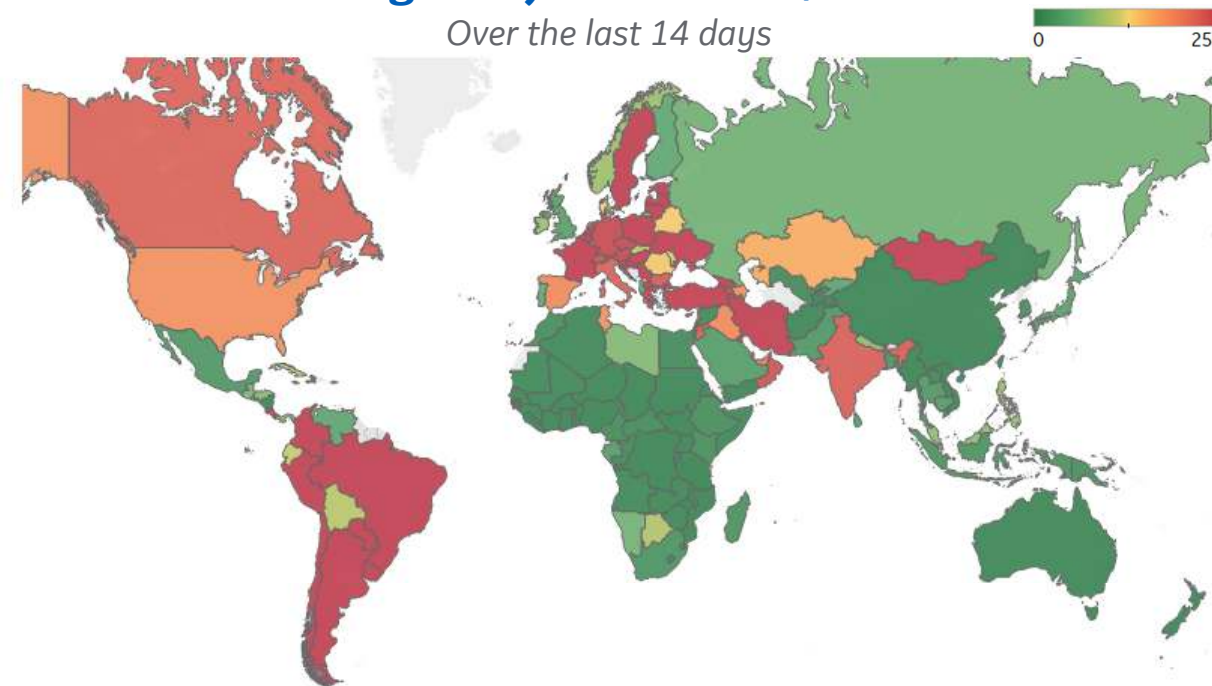
Trend since 22 Jan 2020

Total Confirmed Cases / 1M



Avg. Daily New Cases / 1M

Over the last 14 days



Per 1M:	New Today	Change from 30 days ago
Active	37	+14%
Confirmed	117	+17%
Deaths	2	+13%
Recovered	77	+20%
Worldwide Survival Rate	To Date 97.9%	Last 30 Days 98.4%

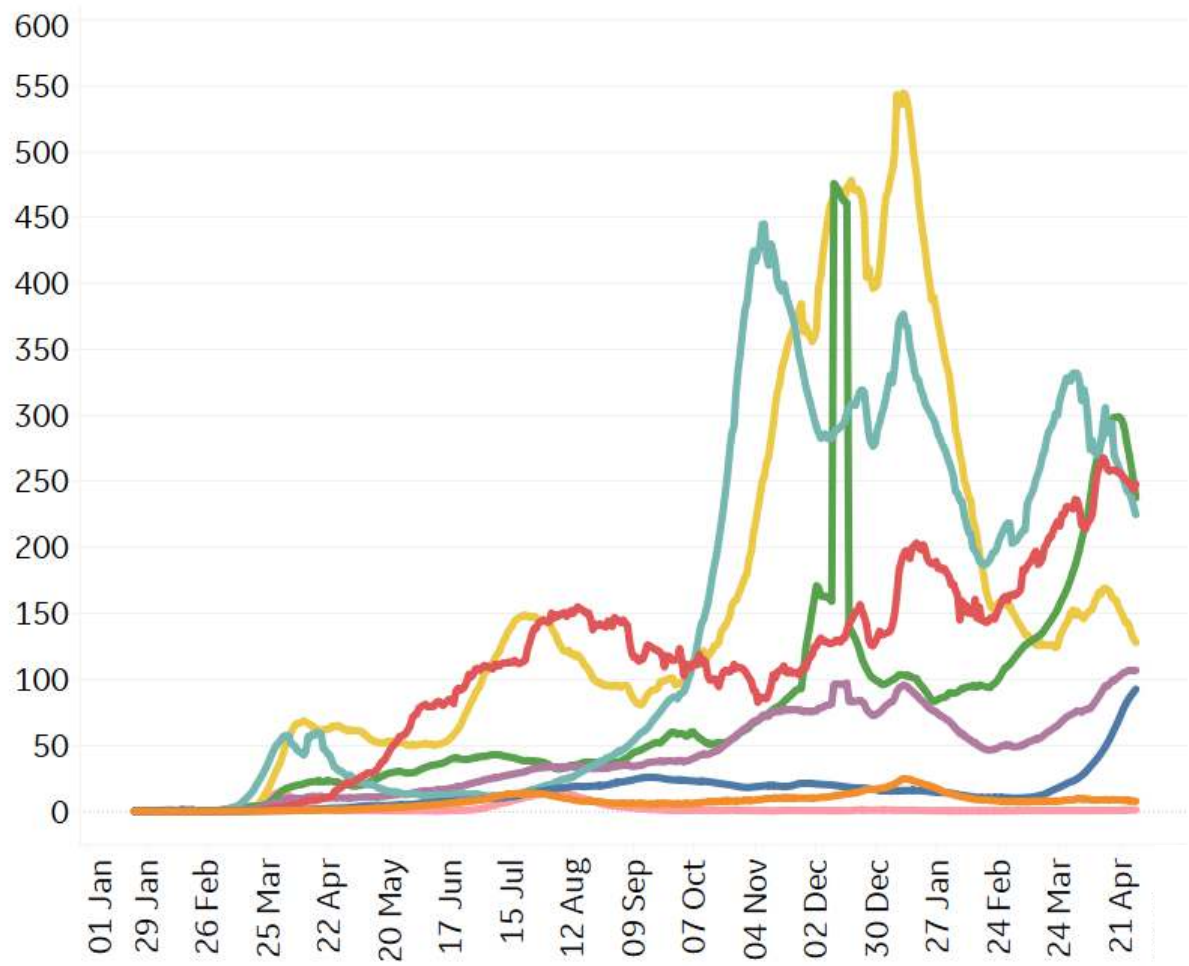


New Confirmed Cases & New Deaths

Key World North America Europe Middle East Cent & South America Asia Africa Oceania

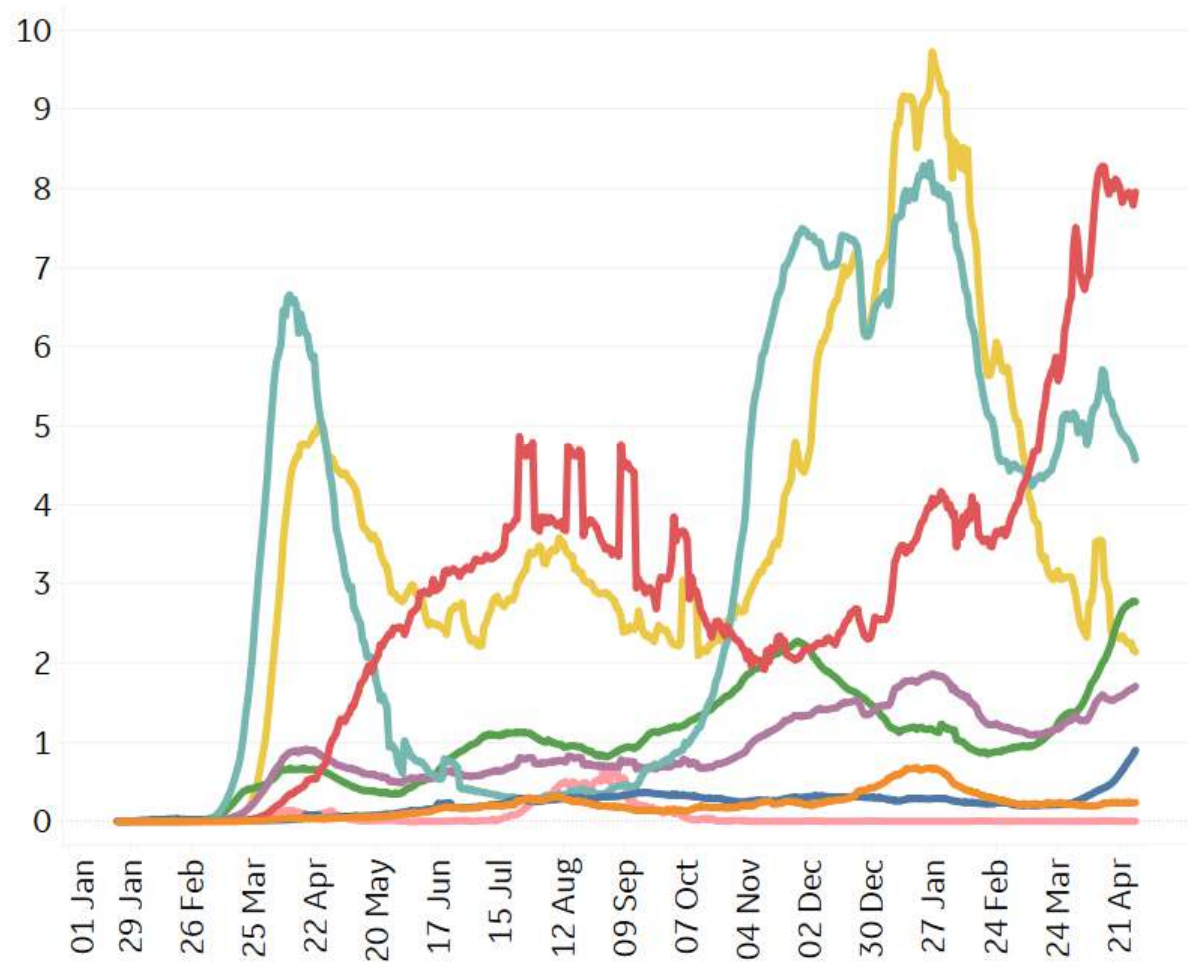
New Confirmed Cases / 1M

7-day rolling average



New Deaths / 1M

7-day rolling average



*Large jump in Middle East confirmed cases due to batched reporting of 823,225 new cases in **Turkey** on 10 Dec



Top 50 Countries: Per 1M



1 - 25	Average over last 7 days		Total Since 22 Jan			Change from 14d Ago 14 day avg of daily new	
	New Confirmed	New Deaths	Total Confirmed	Estimated Recovered	Total Deaths	Confirmed	Deaths
Hungary	252	20	80,163	72,927	2,813	-46%	-18%
Czechia	216	6	151,838	145,764	2,721	-38%	-40%
Bos. and Herz.	186	17	60,161	54,227	2,580	-34%	-21%
Bulgaria	197	14	57,925	52,429	2,343	-42%	-16%
North Macedonia	202	15	72,752	66,881	2,291	-47%	-17%
Slovakia	97	8	69,818	66,212	2,127	-32%	-25%
Belgium	281	3	84,814	78,620	2,083	-10%	-9%
Slovenia	299	4	114,684	108,151	2,038	-31%	15%
Italy	213	5	66,073	61,013	1,989	-17%	-24%
UK	34	0	65,218	62,835	1,882	2%	-28%
Brazil	268	11	68,316	62,455	1,873	-8%	-10%
Peru	278	12	54,087	48,738	1,842	-3%	30%
Poland	221	12	73,373	67,498	1,758	-48%	-4%
US	159	2	97,370	93,193	1,735	-16%	-20%
Croatia	498	11	79,833	70,878	1,705	13%	33%
Spain	179	2	74,961	70,775	1,667	15%	-8%
Portugal	46	0	81,944	79,622	1,665	-6%	-49%
France	417	4	86,206	78,235	1,594	-18%	0%
EU	257	5	68,596	63,214	1,537	-16%	-9%
Romania	110	8	54,673	51,390	1,447	-44%	8%
Panama	73	1	84,337	81,880	1,442	-2%	-29%
Moldova	97	5	62,008	58,896	1,433	-48%	-38%
Lithuania	421	5	89,834	82,783	1,433	16%	26%
Colombia	346	9	55,512	49,389	1,429	33%	74%
Argentina	504	9	64,805	56,227	1,393	27%	64%

Change from 14d ago: Compares 14d-avgs. of Daily New Cases/Deaths today with 14d-avgs from 14d ago
Estimated Recovered: Cases 14d ago - Deaths today

26 - 50	Average over last 7 days		Total Since 22 Jan			Change from 14d Ago 14 day avg of daily new	
	New Confirmed	New Deaths	Total Confirmed	Estimated Recovered	Total Deaths	Confirmed	Deaths
Sweden	512	2	95,108	86,282	1,386	-7%	10%
Armenia	210	6	72,512	67,850	1,374	-22%	-1%
Chile	320	5	61,951	55,879	1,364	-9%	8%
Switzerland	230	1	75,807	71,332	1,227	5%	-15%
Kosovo	140	2	56,163	52,607	1,156	-56%	-37%
Austria	229	2	68,230	63,738	1,127	-20%	-15%
Latvia	312	3	62,082	56,712	1,123	19%	-18%
Lebanon	192	4	76,807	72,534	1,058	-35%	-18%
Georgia	299	4	77,059	71,979	1,022	71%	43%
Netherlands	462	1	87,919	80,316	1,012	12%	-19%
Ireland	91	1	50,196	48,040	992	-8%	-33%
Estonia	263	4	91,390	86,301	865	-39%	-41%
Jordan	180	5	69,416	65,413	858	-50%	-32%
Israel	14	0	96,854	95,919	735	-50%	-52%
Serbia	247	4	78,506	73,888	722	-34%	-13%
Uruguay	840	17	55,568	43,064	719	-12%	26%
West Bank and G.	266	3	64,466	59,418	702	-39%	-4%
Costa Rica	339	2	48,213	43,607	629	136%	82%
Turkey	516	4	56,332	47,263	467	2%	46%
Bahrain	629	2	102,645	93,638	371	-5%	31%
Kuwait	329	2	63,492	58,570	362	-1%	12%
Cyprus	674	1	53,476	43,854	253	53%	38%
UAE	195	0	52,202	49,332	160	-4%	-11%
Qatar	253	2	70,908	66,822	154	-13%	70%
Total World	107	2	19,314	17,441	407	21%	13%

Top 50 countries selected by Cases / 1M. Sorted by Total Deaths / 1M
Excludes countries with population < 1M



Top 50 Countries: Raw Volume



1 - 25	Average over last 7 days		Total Since 22 Jan			Change from 14d Ago 14 day avg of daily new	
	New Confirmed	New Deaths	Total Confirmed	Estimated Recovered	Total Deaths	Confirmed	Deaths
EU	114,588	2,183	30,542,260	28,145,871	684,481	-16%	-9%
US	52,522	682	32,229,751	30,847,031	574,329	-16%	-20%
Brazil	56,928	2,387	14,521,289	13,275,322	398,185	-8%	-10%
Mexico	3,019	332	2,336,944	2,075,328	215,918	-13%	-33%
India	349,378	2,882	18,376,421	13,869,732	204,832	132%	211%
UK	2,332	22	4,427,390	4,265,596	127,734	2%	-28%
Italy	12,856	323	3,994,894	3,688,937	120,256	-17%	-24%
Russia	8,469	373	4,732,981	4,506,099	107,547	0%	4%
France	27,251	290	5,626,985	5,106,695	104,077	-18%	0%
Germany	20,563	236	3,366,827	3,002,554	82,588	17%	11%
Spain	8,390	83	3,504,799	3,309,079	77,943	15%	-8%
Colombia	17,616	447	2,824,626	2,513,076	72,725	33%	74%
Iran	21,156	436	2,459,906	2,072,828	70,966	22%	108%
Poland	8,348	437	2,776,927	2,554,583	66,533	-48%	-4%
Argentina	22,763	409	2,928,890	2,541,210	62,947	27%	64%
Peru	9,179	398	1,783,339	1,606,995	60,742	-3%	30%
South Africa	1,216	49	1,578,450	1,507,274	54,285	26%	21%
Ukraine	10,655	378	2,102,130	1,894,690	45,211	-24%	-4%
Indonesia	5,209	158	1,657,035	1,538,066	45,116	3%	8%
Turkey	43,491	346	4,751,026	3,986,159	39,398	2%	46%
Czechia	2,310	61	1,626,033	1,560,983	29,141	-38%	-40%
Romania	2,110	149	1,051,779	988,616	27,833	-44%	8%
Hungary	2,434	198	774,399	704,503	27,172	-46%	-18%
Chile	6,124	103	1,184,271	1,068,194	26,073	-9%	8%
Belgium	3,256	39	982,959	911,176	24,140	-10%	-9%

26 - 50	Average over last 7 days		Total Since 22 Jan			Change from 14d Ago 14 day avg of daily new	
	New Confirmed	New Deaths	Total Confirmed	Estimated Recovered	Total Deaths	Confirmed	Deaths
Canada	7,981	50	1,210,918	1,070,789	24,110	9%	46%
Ecuador	2,117	95	377,662	332,069	18,470	25%	93%
Pakistan	5,353	140	815,711	722,138	17,680	13%	35%
Netherlands	7,915	20	1,506,476	1,376,204	17,339	12%	-19%
Philippines	8,313	109	1,020,495	875,849	17,031	-12%	-26%
Portugal	473	3	835,563	811,884	16,973	-6%	-49%
Bulgaria	1,368	94	402,491	364,298	16,278	-42%	-16%
Iraq	7,145	42	1,051,868	933,658	15,392	5%	8%
Sweden	5,169	20	960,520	871,385	14,000	-7%	10%
Slovakia	530	44	381,180	361,496	11,611	-32%	-25%
Bangladesh	3,222	89	754,614	691,865	11,305	-44%	40%
Switzerland	1,992	10	656,077	617,351	10,617	5%	-15%
Austria	2,060	22	614,510	574,053	10,152	-20%	-15%
Japan	4,690	45	580,666	507,229	10,052	49%	84%
Morocco	447	7	510,465	494,649	9,015	-10%	-7%
Jordan	1,839	46	708,265	667,421	8,754	-50%	-32%
Lebanon	1,308	28	524,241	495,075	7,224	-35%	-18%
Saudi Arabia	1,035	11	415,281	394,222	6,935	27%	38%
Israel	119	2	838,323	830,229	6,361	-50%	-52%
Serbia	2,162	31	685,937	645,587	6,312	-34%	-13%
Panama	317	4	363,895	353,294	6,222	-2%	-29%
Kazakhstan	2,817	4	369,704	326,988	3,331	20%	2%
UAE	1,930	3	516,301	487,915	1,580	-4%	-11%
Malaysia	2,826	11	401,593	364,352	1,477	76%	53%
Total World	825,564	13,195	149,621,765	135,109,181	3,150,664	21%	13%

Change from 14d ago: Compares 14d-avgs. of Daily New Cases/Deaths today with 14d-avgs from 14d ago
Estimated Recovered: Cases 14d ago - Deaths today

Top 50 countries selected by Total Cases. Sorted by Total Deaths
Excludes countries with population < 1M



United States: Per 1M



1 - 25	Average over last 7 days		Total Since 22 Jan			Change from 14d Ago 14 day avg of daily new	
	New Confirmed	New Deaths	Total Confirmed	Estimated Recovered	Total Deaths	Confirmed	Deaths
New Jersey	93	4	111,811	105,602	2,872	-46%	13%
New York	203	3	104,888	98,757	2,680	-33%	-25%
Massachusetts	197	2	99,564	93,923	2,550	-27%	-38%
Rhode Island	264	1	139,330	132,705	2,518	-27%	13%
Mississippi	80	1	104,663	101,110	2,417	14%	-21%
Arizona	98	2	118,259	114,578	2,374	1%	22%
Connecticut	199	2	94,792	89,535	2,266	-36%	1%
Louisiana	91	2	98,375	94,714	2,230	16%	-16%
Alabama	79	2	107,498	103,994	2,219	17%	-13%
South Dakota	142	1	138,356	133,856	2,218	-23%	8%
Pennsylvania	270	3	89,422	83,121	2,040	-13%	43%
North Dakota	175	0	140,611	136,076	1,991	-9%	71%
Indiana	148	1	106,587	102,293	1,977	1%	-16%
New Mexico	98	2	94,055	90,769	1,932	4%	-7%
Illinois	213	2	104,827	99,799	1,911	-11%	21%
Arkansas	58	1	111,104	108,337	1,897	16%	-15%
Georgia	128	4	103,347	99,674	1,893	0%	-9%
Iowa	118	1	115,381	111,714	1,880	-19%	-35%
Michigan	472	7	92,963	83,308	1,862	-25%	58%
S. Carolina	146	3	111,997	107,883	1,840	-12%	6%
Tennessee	158	1	123,789	119,401	1,782	13%	9%
Nevada	126	3	102,097	98,600	1,769	-1%	-9%
Texas	110	2	99,553	96,247	1,728	-7%	-33%
Oklahoma	61	3	113,127	110,549	1,715	-24%	-95%
Kansas	79	1	106,412	103,643	1,696	6%	37%

Change from 14d ago: Compares 14d-avgs. of Daily New Cases/Deaths today with 14d-avgs from 14d ago
Estimated Recovered: Cases 14d ago - Deaths today

26 - 51	Average over last 7 days		Total Since 22 Jan			Change from 14d Ago 14 day avg of daily new	
	New Confirmed	New Deaths	Total Confirmed	Estimated Recovered	Total Deaths	Confirmed	Deaths
Delaware	272	3	106,642	100,531	1,666	-8%	-3%
Ohio	129	0	91,451	87,839	1,642	-19%	-79%
Florida	254	3	103,481	98,086	1,631	-4%	17%
DC	120	1	67,351	63,911	1,564	-22%	-33%
California	48	1	94,612	92,304	1,559	-26%	-40%
West Virginia	192	N/A	84,982	80,646	1,492	-7%	-204%
Missouri	104	2	96,160	94,718	1,487	-103%	-6%
Montana	127	1	101,508	98,303	1,466	-11%	-54%
Kentucky	118	4	99,071	95,897	1,452	-4%	3%
Maryland	158	2	73,688	69,743	1,441	-20%	4%
Wisconsin	123	3	113,131	110,016	1,294	-12%	52%
Minnesota	293	2	101,429	95,735	1,275	-10%	4%
Virginia	108	1	76,862	73,749	1,256	-25%	-17%
Wyoming	119	0	100,213	97,484	1,222	7%	33%
N. Carolina	177	2	92,060	88,306	1,203	9%	38%
Nebraska	129	1	113,389	110,024	1,159	-26%	-65%
Idaho	121	1	104,791	102,012	1,144	-23%	-11%
Colorado	295	1	87,937	82,926	1,089	4%	50%
New Hampshire	211	2	69,430	65,225	953	-24%	52%
Washington	186	1	52,548	49,228	719	25%	6%
Utah	119	1	123,683	121,333	683	-3%	-26%
Oregon	196	1	43,368	40,239	590	49%	-38%
Maine	237	1	45,150	40,616	579	9%	50%
Alaska	225	3	92,727	89,111	474	-13%	3200%
Vermont	111	1	36,416	34,042	394	-44%	-10%
Hawaii	60	1	23,686	22,452	340	-17%	-10%

Sorted by Total Deaths / 1M



United States: Raw Volume



1 - 25	Average over last 7 days		Total Since 22 Jan			Change from 14d Ago 14 day avg or daily new	
	New Confirmed	New Deaths	Total Confirmed	Estimated Recovered	Total Deaths	Confirmed	Deaths
California	1,891	56	3,738,327	3,647,129	61,587	-26%	-40%
New York	3,949	58	2,040,448	1,921,168	52,140	-33%	-25%
Texas	3,188	50	2,886,638	2,790,771	50,098	-7%	-33%
Florida	5,456	59	2,222,546	2,106,656	35,030	-4%	17%
Pennsylvania	3,457	42	1,144,777	1,064,116	26,112	-13%	43%
New Jersey	825	34	993,123	937,975	25,509	-46%	13%
Illinois	2,699	28	1,328,349	1,264,633	24,211	-11%	21%
Georgia	1,355	38	1,097,279	1,058,281	20,098	0%	-9%
Ohio	1,513	0	1,068,985	1,026,757	19,188	-19%	-79%
Michigan	4,709	67	928,407	831,983	18,600	-25%	58%
Massachusetts	1,355	11	686,243	647,365	17,578	-27%	-38%
Arizona	710	12	860,772	833,983	17,282	1%	22%
Indiana	994	9	717,564	688,659	13,312	1%	-16%
N. Carolina	1,858	20	965,536	926,165	12,619	9%	38%
Tennessee	1,078	9	845,380	815,408	12,171	13%	9%
Alabama	388	10	527,083	509,901	10,879	17%	-13%
Virginia	921	12	656,055	629,487	10,724	-25%	-17%
Louisiana	421	7	457,326	440,306	10,367	16%	-16%
S. Carolina	753	15	576,639	555,459	9,472	-12%	6%
Missouri	639	10	590,175	581,323	9,129	-103%	-6%
Maryland	958	15	445,493	421,642	8,709	-20%	4%
Connecticut	709	8	337,961	319,218	8,080	-36%	1%
Wisconsin	718	15	658,696	640,560	7,534	-12%	52%
Mississippi	239	4	311,493	300,918	7,193	14%	-21%
Minnesota	1,654	10	572,025	539,910	7,191	-10%	4%

Change from 14d ago: Compares 14d-avgs. of Daily New Cases/Deaths today with 14d-avgs from 14d ago

Estimated Recovered: Cases 14d ago - Deaths today

26 - 51	Average over last 7 days		Total Since 22 Jan			Change from 14d Ago 14 day avg or daily new	
	New Confirmed	New Deaths	Total Confirmed	Estimated Recovered	Total Deaths	Confirmed	Deaths
Oklahoma	240	10	447,642	437,440	6,788	-24%	-95%
Kentucky	527	16	442,618	428,437	6,485	-4%	3%
Colorado	1,698	8	506,405	477,548	6,272	4%	50%
Iowa	373	5	364,036	352,464	5,931	-19%	-35%
Arkansas	175	3	335,289	326,940	5,726	16%	-15%
Washington	1,419	7	400,149	374,865	5,474	25%	6%
Nevada	389	9	314,475	303,702	5,448	-1%	-9%
Kansas	230	3	310,011	301,945	4,941	6%	37%
New Mexico	205	4	197,218	190,327	4,051	4%	-7%
West Virginia	345	N/A	152,301	144,530	2,673	-7%	-204%
Rhode Island	279	1	147,601	140,583	2,668	-27%	13%
Oregon	826	3	182,916	169,716	2,490	49%	-38%
Nebraska	249	2	219,341	212,832	2,242	-26%	-65%
Utah	380	2	396,522	388,987	2,190	-3%	-26%
Idaho	216	2	187,269	182,302	2,045	-23%	-11%
South Dakota	126	1	122,398	118,417	1,962	-23%	8%
Delaware	264	3	103,844	97,893	1,622	-8%	-3%
Montana	136	1	108,489	105,064	1,567	-11%	-54%
North Dakota	134	0	107,154	103,698	1,517	-9%	71%
New Hampshire	287	3	94,405	88,687	1,296	-24%	52%
DC	85	1	47,533	45,105	1,104	-22%	-33%
Maine	318	1	60,691	54,596	778	9%	50%
Wyoming	69	0	57,999	56,420	707	7%	33%
Hawaii	86	1	33,537	31,789	482	-17%	-10%
Alaska	165	2	67,834	65,189	347	-13%	3200%
Vermont	69	0	22,723	21,242	246	-44%	-10%

Sorted by Total Deaths



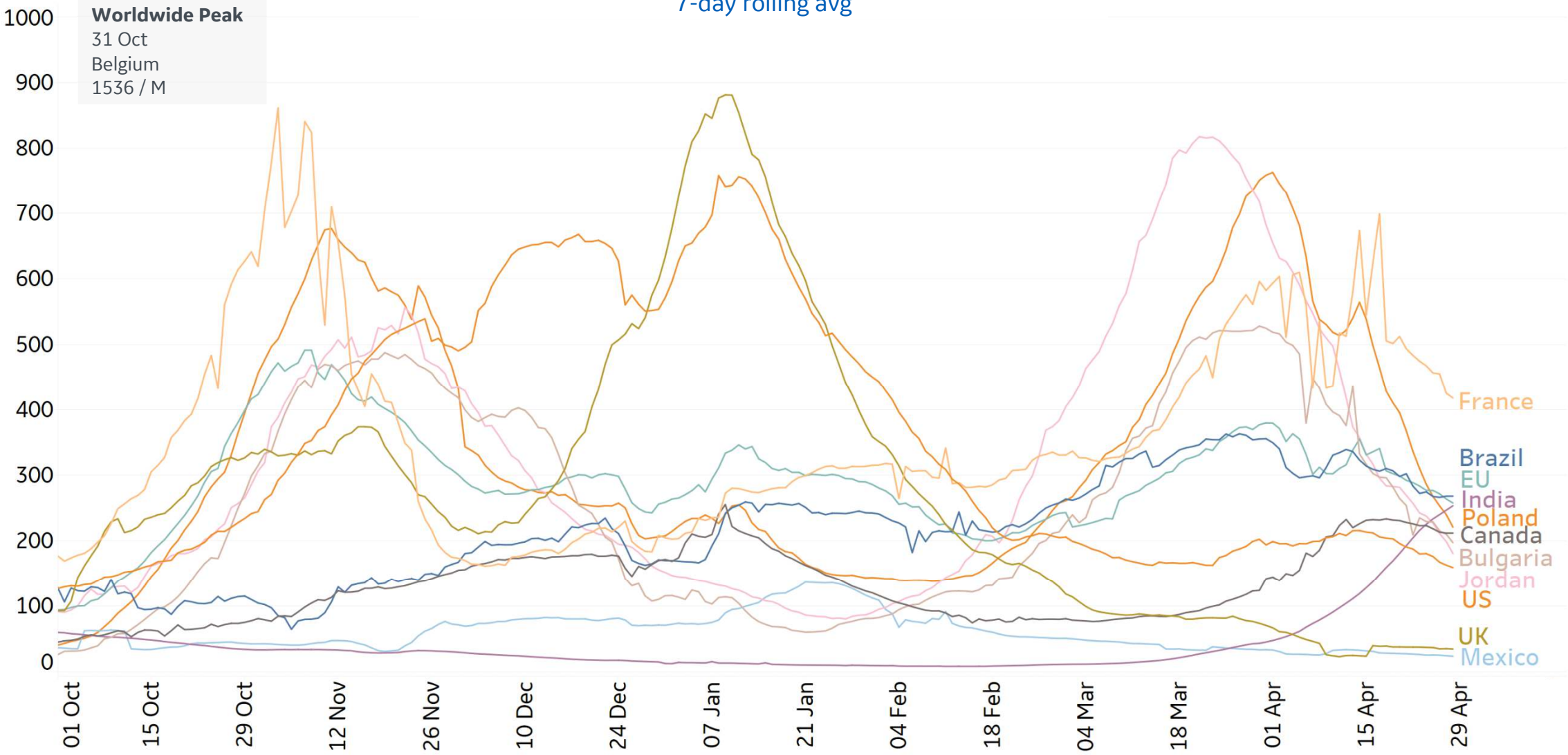
New Confirmed Cases in Select Countries

Updated 29 Apr 2021, 3:30 GMT

7

Daily New Confirmed Cases / 1M

7-day rolling avg

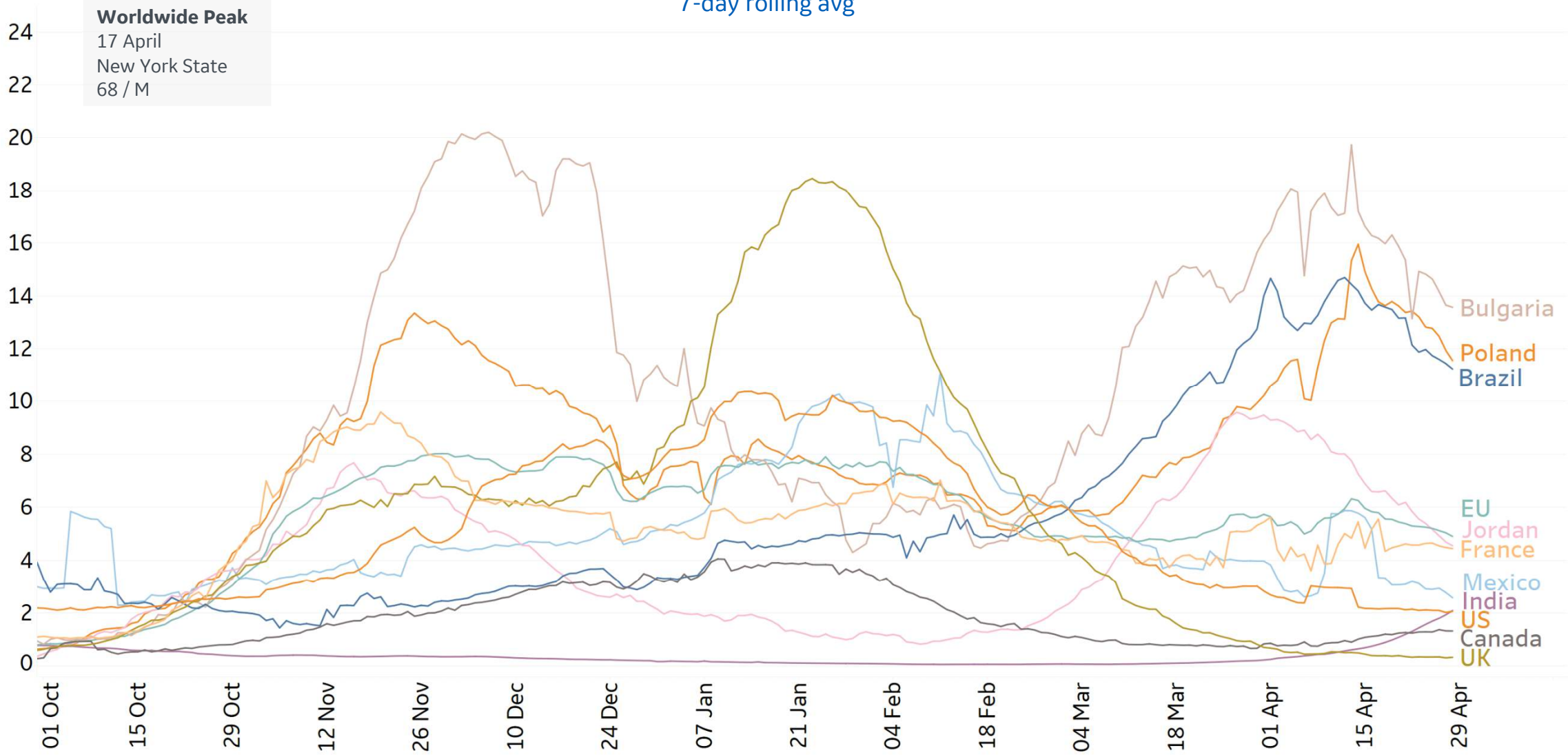




New Deaths in Select Countries

Updated 29 Apr 2021, 3:30 GMT

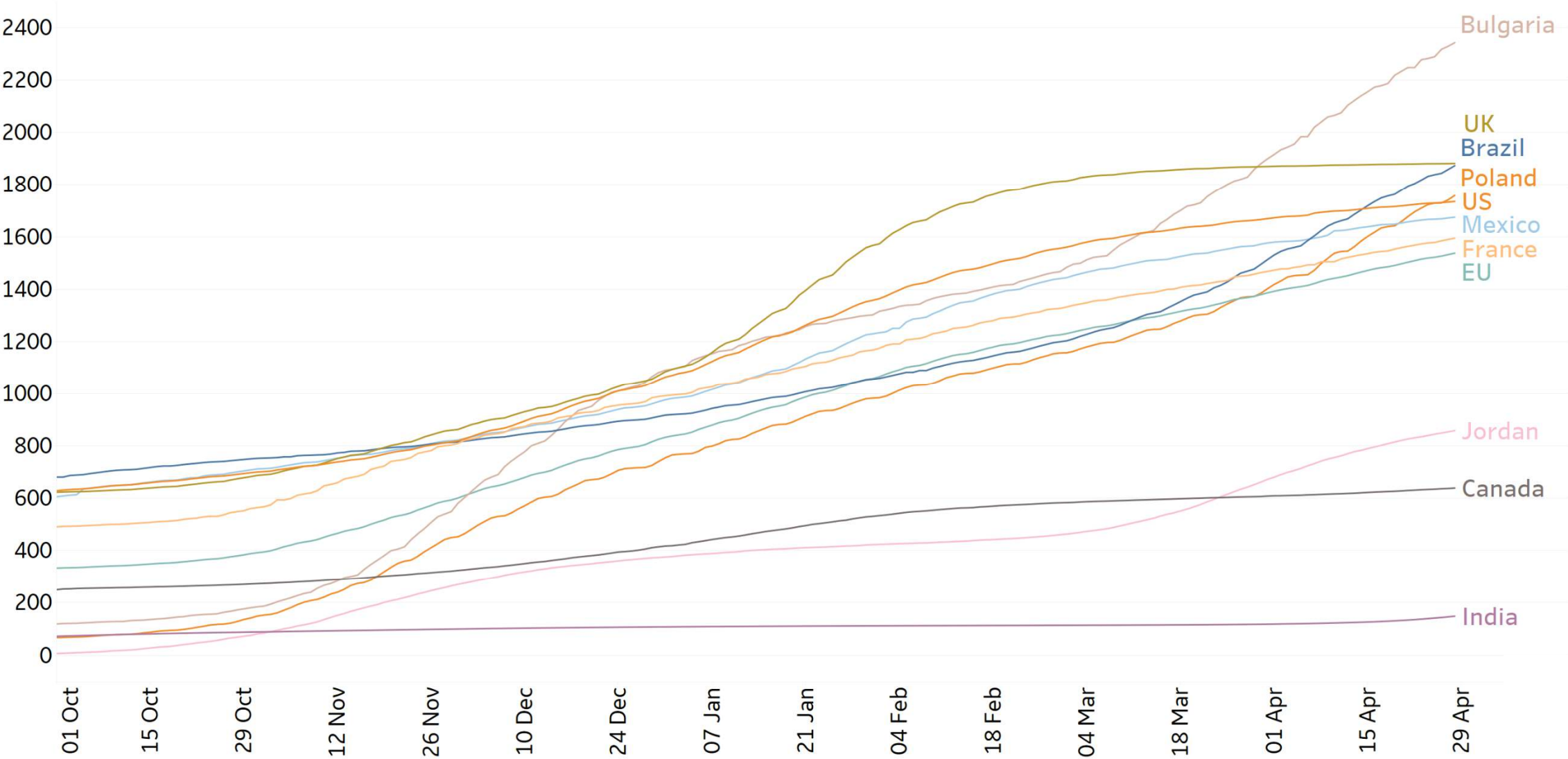
Daily New Deaths / 1M
7-day rolling avg





Cumulative Deaths in Select Countries

Cumulative Deaths / 1M



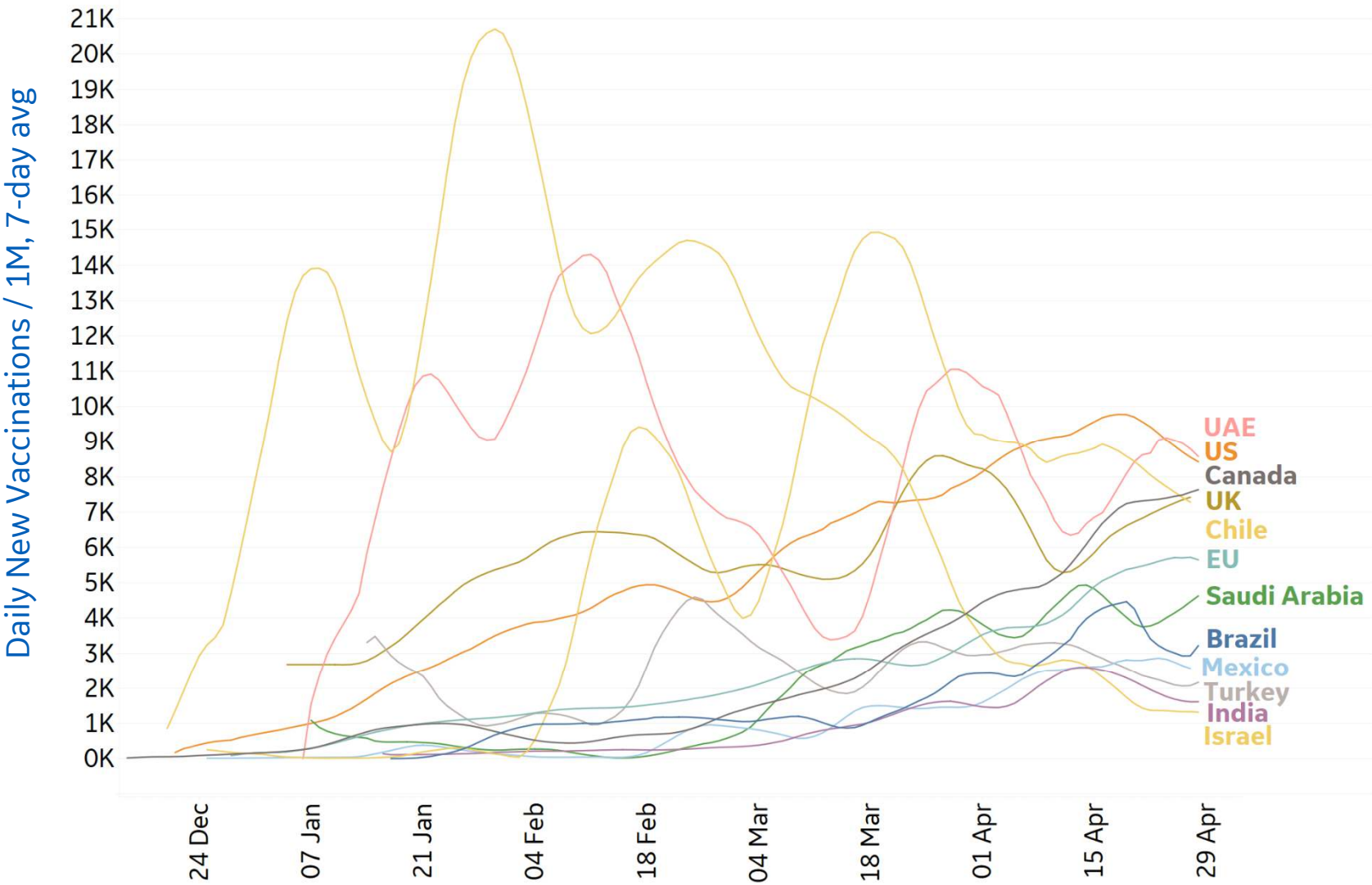


Daily & Total Vaccinations, Select Countries

Updated 29 Apr 2021, 3:30 GMT

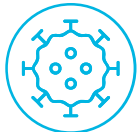
11

Select countries with data available



	Total Vaccinations per 1M	% of Population Fully Vaccinated
Israel	1,210,905	58.7%
UAE	1,052,310	
Chile	758,352	33.8%
US	708,875	29.6%
UK	700,306	20.0%
Hungary	589,303	18.9%
Canada	339,839	2.8%
Spain	328,905	8.9%
Germany	317,901	7.3%
France	313,855	9.0%
Italy	312,378	9.2%
EU	309,489	8.3%
Portugal	307,002	8.3%
Turkey	262,426	10.2%
Saudi Arabia	254,141	
Brazil	190,509	5.8%
Mexico	129,426	4.7%
India	106,560	1.8%

*Total Vax and % Fully Vaccinated use most current reported data per country



US State Vaccinations to Date



State	% Fully Vaccinated	% Rec'd at Least 1 Dose	Population
Maine	38.0%	53.5%	1,344,212
Connecticut	37.2%	53.9%	3,565,287
Vermont	36.3%	53.8%	623,989
New Mexico	36.0%	50.4%	2,096,829
South Dakota	35.4%	44.4%	884,659
Rhode Island	35.4%	51.8%	1,059,361
Massachusetts	35.1%	54.7%	6,892,503
New Jersey	34.9%	50.8%	8,882,190
Hawaii	34.6%	51.5%	1,415,872
Alaska	34.3%	41.3%	731,545
Wisconsin	34.0%	45.1%	5,822,434
Minnesota	33.1%	46.1%	5,639,632
New York	33.1%	46.6%	19,453,561
Maryland	32.9%	47.5%	6,045,680
Iowa	32.5%	43.5%	3,155,070
North Dakota	32.1%	38.9%	762,062
Nebraska	31.9%	42.9%	1,934,408
Virginia	31.5%	46.2%	8,535,519
Delaware	31.2%	45.9%	973,764
Ohio	31.2%	39.9%	11,689,100
Washington	31.1%	45.3%	7,614,893
Colorado	31.1%	45.8%	5,758,736
Montana	31.0%	40.2%	1,068,778
Kentucky	31.0%	40.6%	4,467,673
Pennsylvania	30.9%	48.5%	12,801,989

29.1%

Total US population
fully vaccinated
(**290,977 per million**)

36.8%

Eligible US population (16+)
fully vaccinated
(**368,326 per million**)

42.3%

Total US population
having received
at least 1 dose
(**422,829 per million**)

53.5%

Eligible US population (16+)
having received
at least 1 dose
(**535,226 per million**)

State	% Fully Vaccinated	% Rec'd at Least 1 Dose	Population
Michigan	30.8%	41.9%	9,986,857
Kansas	30.5%	42.2%	2,913,314
New Hampshir..	29.6%	59.8%	1,359,711
Oregon	29.5%	43.3%	4,217,737
Illinois	29.4%	45.7%	12,671,821
California	29.4%	47.9%	39,512,223
West Virginia	29.3%	35.5%	1,792,147
Oklahoma	29.1%	38.2%	3,956,971
Arizona	28.2%	40.2%	7,278,717
Florida	28.1%	41.1%	21,477,737
North Carolina	27.9%	38.7%	10,488,084
Wyoming	26.9%	33.6%	578,759
Nevada	26.9%	39.0%	3,080,156
South Carolina	26.6%	36.1%	5,148,714
Missouri	26.6%	37.2%	6,137,428
Idaho	26.3%	33.6%	1,787,065
Louisiana	26.3%	32.1%	4,648,794
Texas	25.9%	37.6%	28,995,881
Indiana	25.8%	35.5%	6,732,219
Arkansas	24.6%	35.1%	3,017,804
Tennessee	23.7%	33.9%	6,829,174
Georgia	23.3%	34.5%	10,617,423
Mississippi	23.2%	30.7%	2,976,149
Utah	23.0%	38.8%	3,205,958
Alabama	22.4%	32.0%	4,903,185

US total percentages of population fully vaccinated and having received at least one dose include values reported by the 50 US states.

Eligible US population is derived from 2019 estimates of the US population aged 16+ (census.gov)

Federal agencies are excluded from these calculations

Sources: Our World in Data US State Vaccination Data;
CDC COVID-19 Vaccine Tracker



Europe & Middle East

Updated 29 Apr 2021, 3:30 GMT

Per 1M in Region

	Today	Change
Active Cases	21,916	+0.3%
Confirmed	246	+0.5%
Deaths	4	+0.4%
Recovered	168	+0.5%

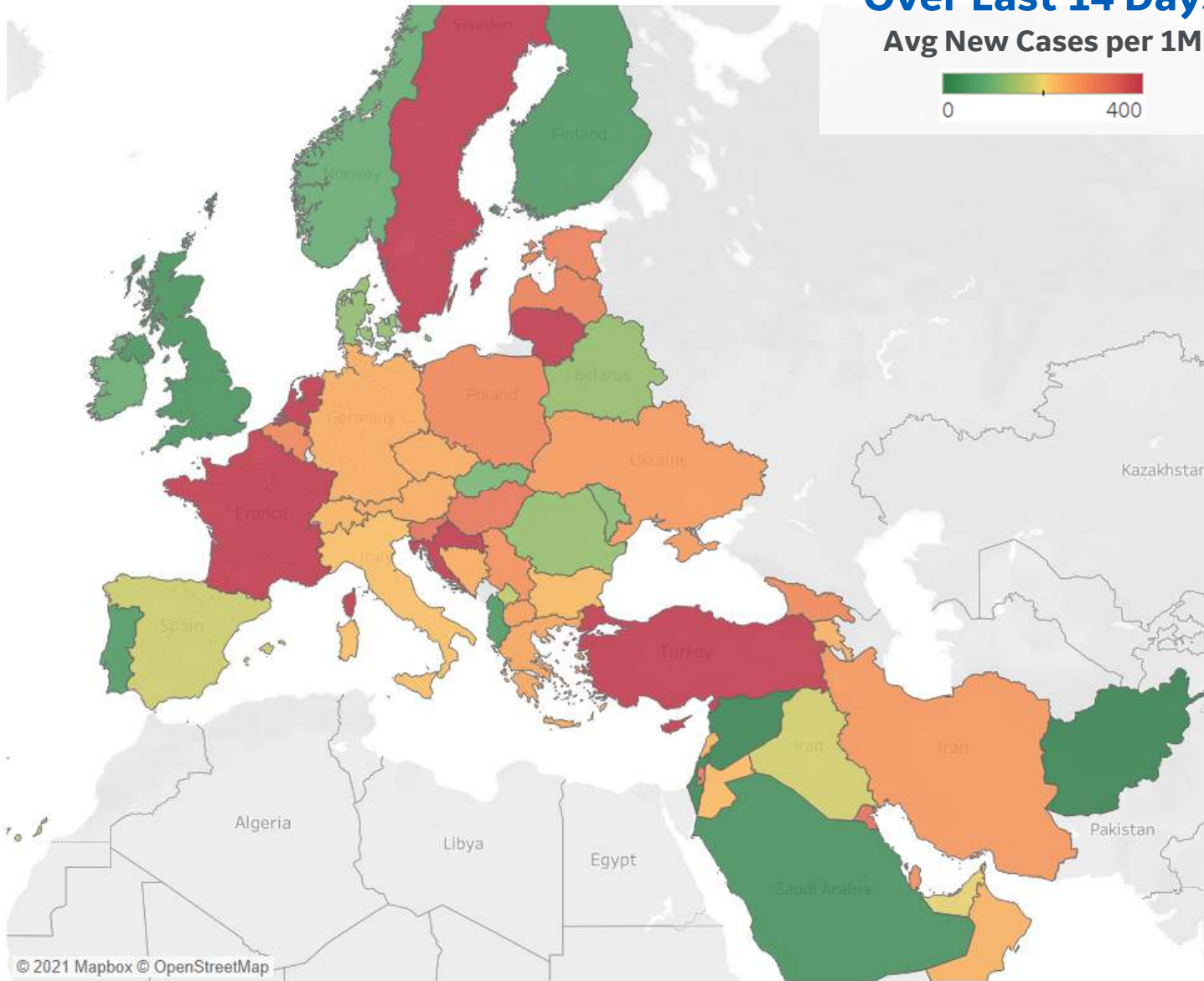
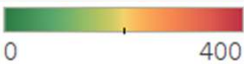
Average Daily New Cases & Deaths per 1M Over Last 14 Days

	Cases	Deaths
Cyprus	669	2
Bahrain	617	3
Turkey	614	4
Sweden	531	2
Croatia	518	10
Netherlands	471	1
France	455	5
Lithuania	401	5
Kuwait	326	2
Slovenia	321	3
Hungary	316	21
West Bank and Gaza	310	4
Latvia	303	4
Estonia	302	5
Poland	294	12

Top 15 countries selected by 14-day avg new cases per 1M
Excl. countries with population < 1M

Over Last 14 Days

Avg New Cases per 1M





Mexico

Per 1M in Region

	Today	Change
Active Cases	2,033	+0.4%
Confirmed	30	+0.2%
Deaths	3	+0.2%
Recovered	18	+0.1%

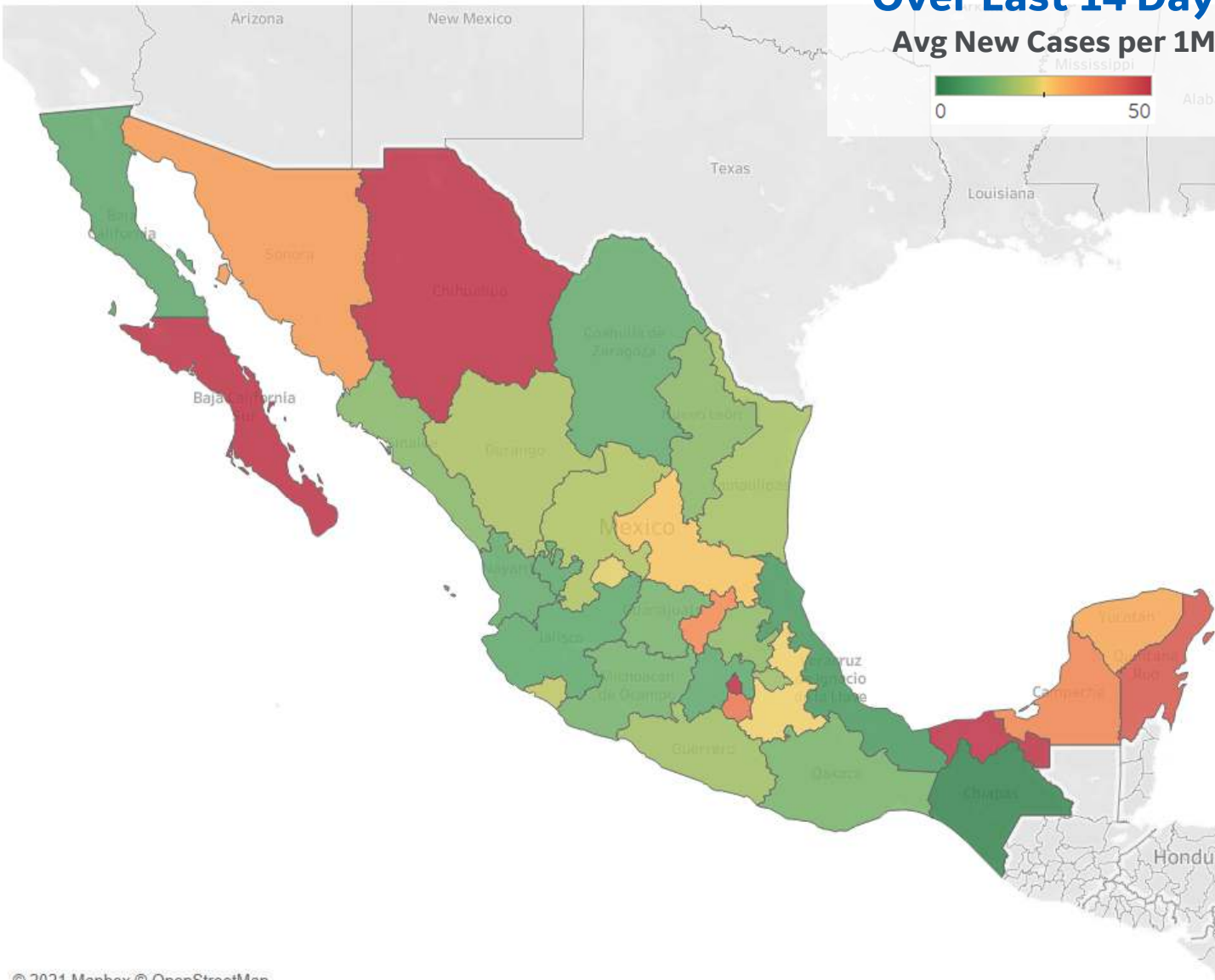
Average Daily New Cases & Deaths per 1M Over Last 14 Days

	Cases	Deaths
Distrito Federal	122	7
Baja California Sur	74	4
Chihuahua	51	5
Tabasco	50	1
Quintana Roo	44	3
Morelos	39	4
Campeche	36	2
Querétaro	35	5
Sonora	32	2
Yucatán	30	3
San Luis Potosí	26	2
Nacional	26	3
Puebla	25	4
Aguascalientes	24	4
Colima	21	1

Top 15 countries selected by 14-day avg new cases per 1M
Excl. countries with population < 1M

Over Last 14 Days

Avg New Cases per 1M



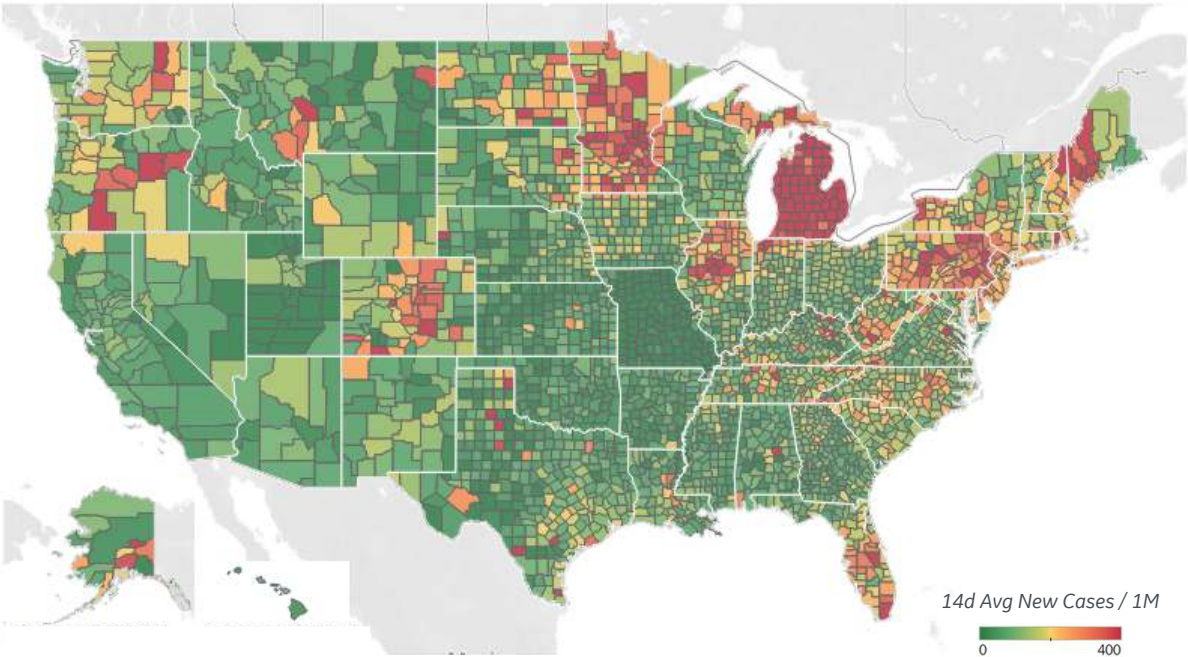


US Counties: Recent Cases and Deaths

Updated 29 Apr 2021, 3:30 GMT

15

Average New Cases per 1M Over Last 14 Days

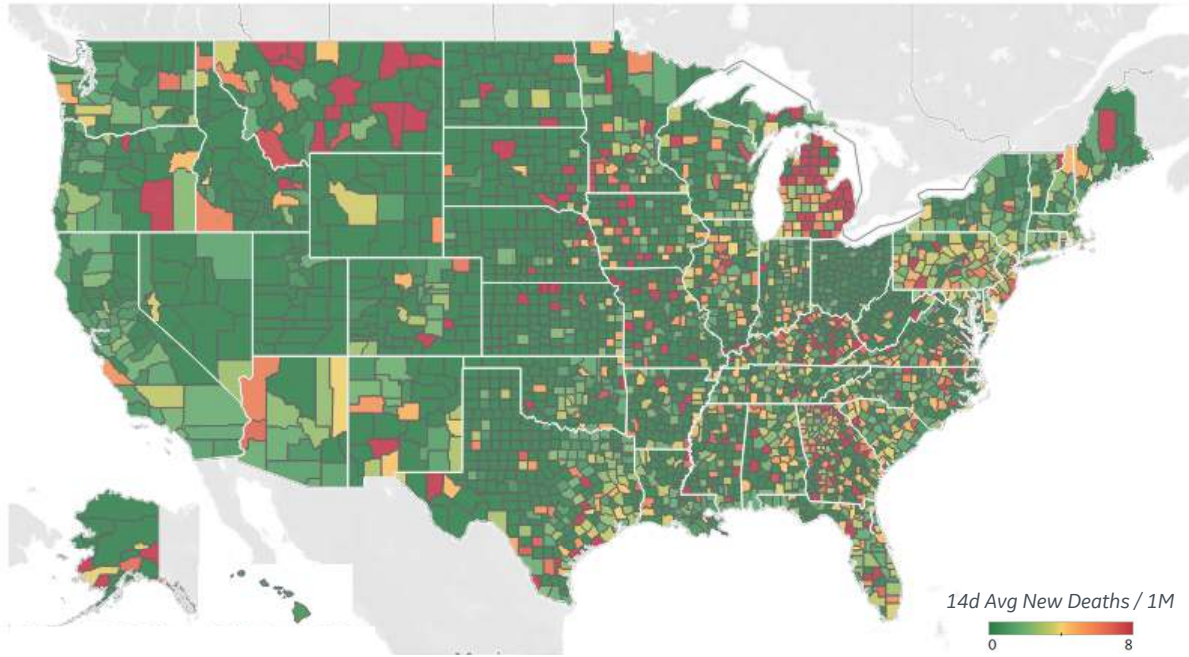


Top 10 by New Confirmed

Avg New Confirmed Cases / 1M

Macomb County, MI	705
Genesee County, MI	690
Ottawa County, MI	618
Wayne County, MI	584
Kent County, MI	575
Providence County, RI	561
Oakland County, MI	525
Kalamazoo County, MI	481
Miami-Dade County, FL	443
Passaic County, NJ	438

Average New Deaths per 1M Over Last 14 Days



Top 10 by New Deaths

Avg New Deaths/ 1M

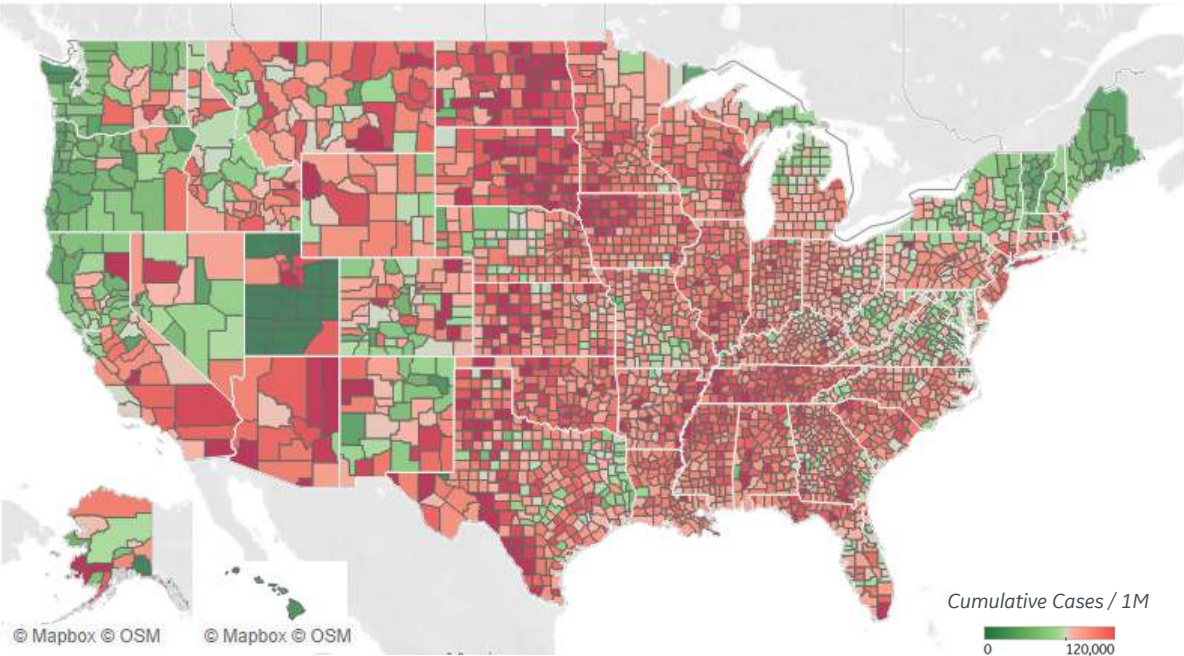
Macomb County, MI	9
Genesee County, MI	9
Wayne County, MI	8
Ocean County, NJ	7
Atlantic County, NJ	7
Berks County, PA	6
Clayton County, GA	6
Guilford County, NC	6
Ingham County, MI	6
Broward County, FL	6

Note: Lists includes counties >= 250K population



US Counties: Cumulative Cases and Deaths

Confirmed Cases per 1M to date

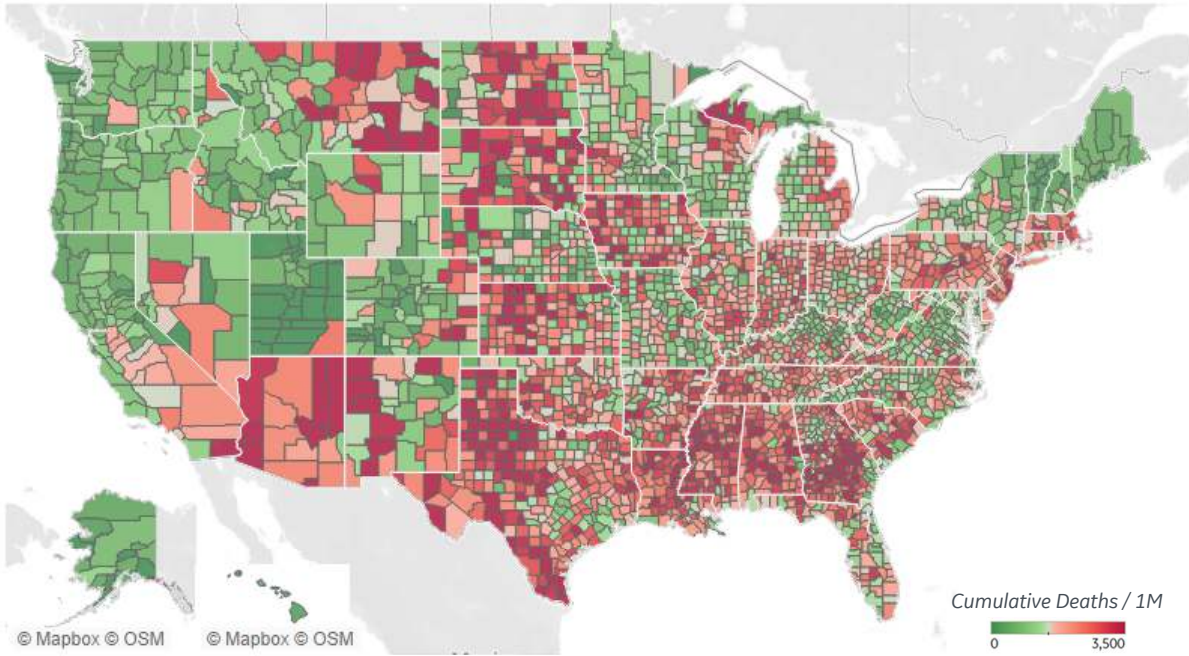


Top 10 Counties

Total Confirmed Cases / 1M

Miami-Dade County, FL	177,184
El Paso County, TX	159,418
Webb County, TX	158,098
Lubbock County, TX	157,228
Providence County, RI	149,683
Utah County, UT	149,448
Passaic County, NJ	141,850
Rockland County, NY	141,751
Greenville County, SC	139,966
San Bernardino County, CA	135,661

Reported Deaths per 1M to date



Top 10 Counties

Total Reported Deaths/ 1M

New York City*	6,049
Cameron County, TX	3,786
Passaic County, NJ	3,704
Essex County, NJ	3,620
Ocean County, NJ	3,473
Union County, NJ	3,460
Hudson County, NJ	3,296
Hidalgo County, TX	3,244
Hampden County, MA	3,193
El Paso County, TX	3,155

Note: Lists includes counties > 250K population

* New York City counties aggregated into one reporting area



Canada

Per 1M in Region

	Today	Change
Active Cases	2,103	-0.2%
Confirmed	218	+0.7%
Deaths	2	+0.3%
Recovered	220	+0.8%

Average Daily New Cases & Deaths per 1M
Over Last 14 Days

	Cases	Deaths
Alberta	361	1
Ontario	277	2
Saskatchewan	214	2
British Columbia	181	1
Quebec	139	1
Manitoba	139	1

Over Last 14 Days

Avg New Cases per 1M



Top 15 countries selected by 14-day avg new cases per 1M
Excl. countries with population < 1M



Central & South America

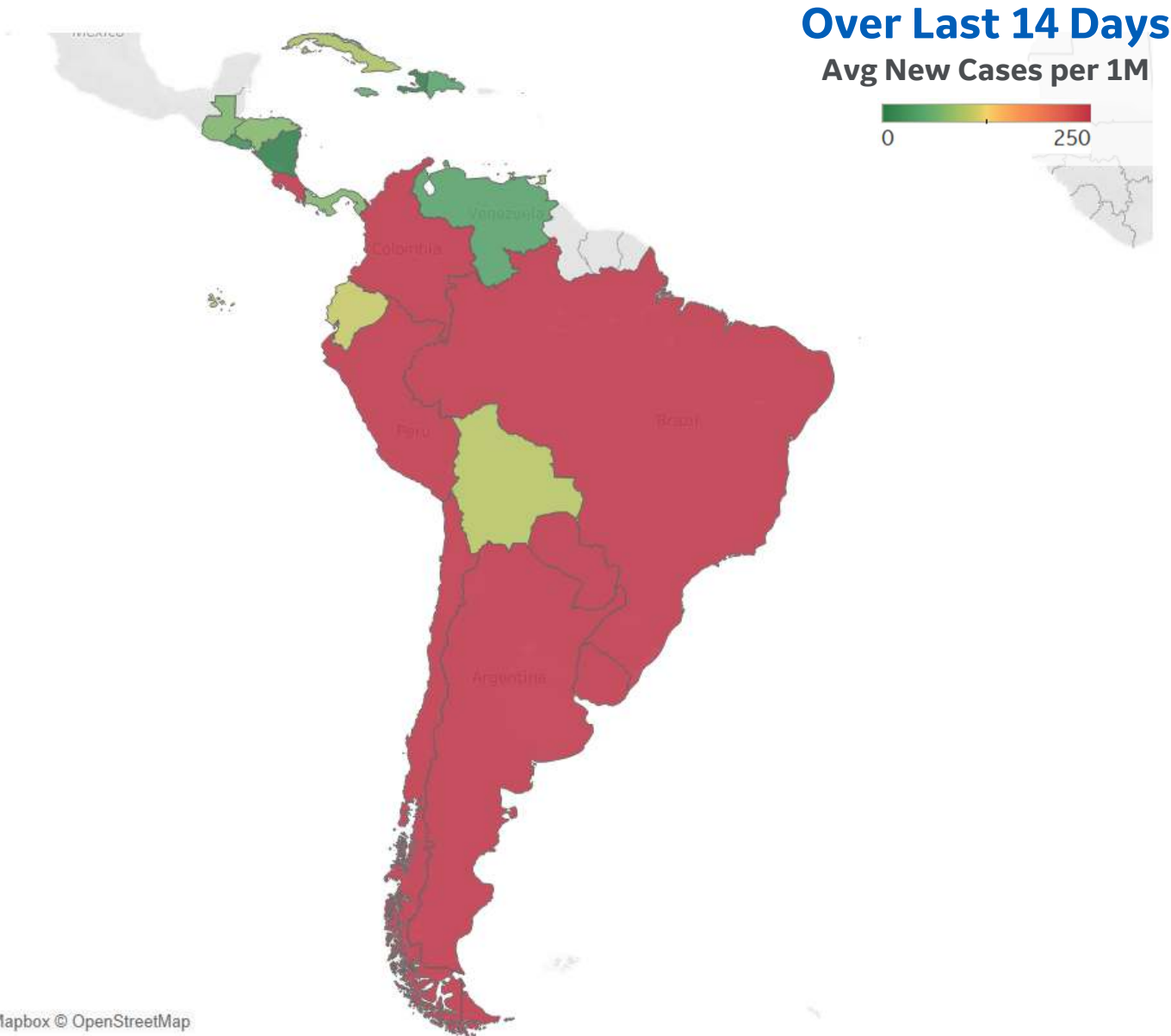
Per 1M in Region

	Today	Change
Active Cases	4,111	+2.6%
Confirmed	309	+0.6%
Deaths	10	+0.7%
Recovered	195	+0.4%

Average Daily New Cases & Deaths per 1M Over Last 14 Days

	Cases	Deaths
Uruguay	842	17
Argentina	513	7
Chile	336	6
Colombia	335	8
Paraguay	321	12
Brazil	285	12
Costa Rica	284	2
Peru	250	11
Ecuador	110	4
Bolivia	101	2
Cuba	95	1
Trinidad and Tobago	80	1
Honduras	73	2
Panama	72	1
Guatemala	70	2

Top 15 countries selected by 14-day avg new cases per 1M
Excl. countries with population < 1M





Brazil

Per 1M in Region

	Today	Change
Active Cases	5,991	+3.4%
Confirmed	375	+0.6%
Deaths	15	+0.8%
Recovered	162	+0.3%

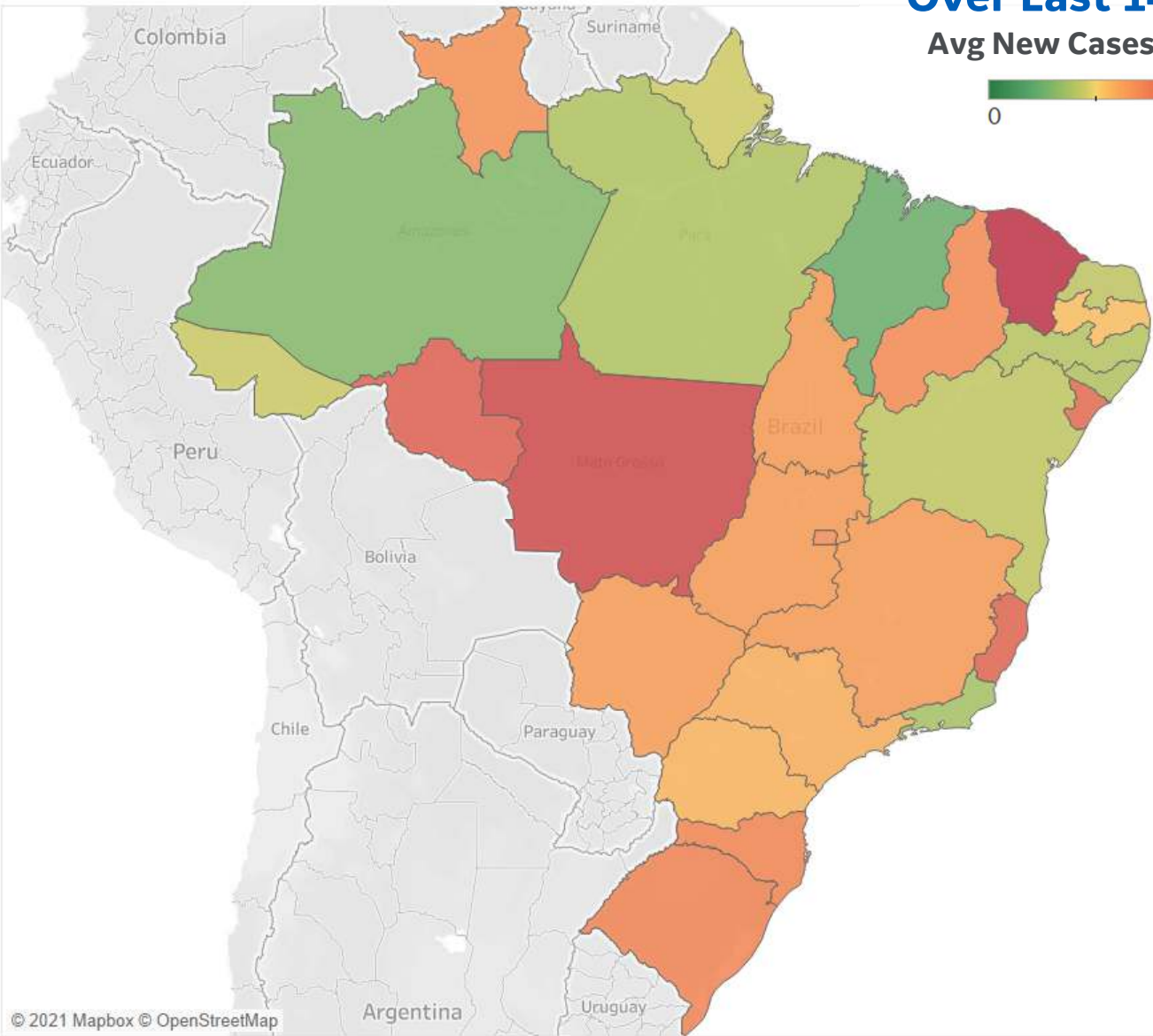
Average Daily New Cases & Deaths per 1M Over Last 14 Days

	Cases	Deaths
Ceará	524	13
MatoGrosso	460	17
Rondônia	425	18
Espírito Santo	416	18
Sergipe	405	11
Rio Grande do Sul	362	13
Santa Catarina	357	11
Piauí	344	9
Distrito Federal	340	18
Minas Gerais	323	15
Tocantins	322	8
Goiás	318	16
MatoGrosso do Sul	318	15
São Paulo	291	14
Paraná	284	14

Top 15 countries selected by 14-day avg new cases per 1M
Excl. countries with population < 1M

Over Last 14 Days

Avg New Cases per 1M





Asia

Per 1M in Region

	Today	Change
Active Cases	911	+2.9%
Confirmed	99	+1.4%
Deaths	1	+1.1%
Recovered	72	+1.2%

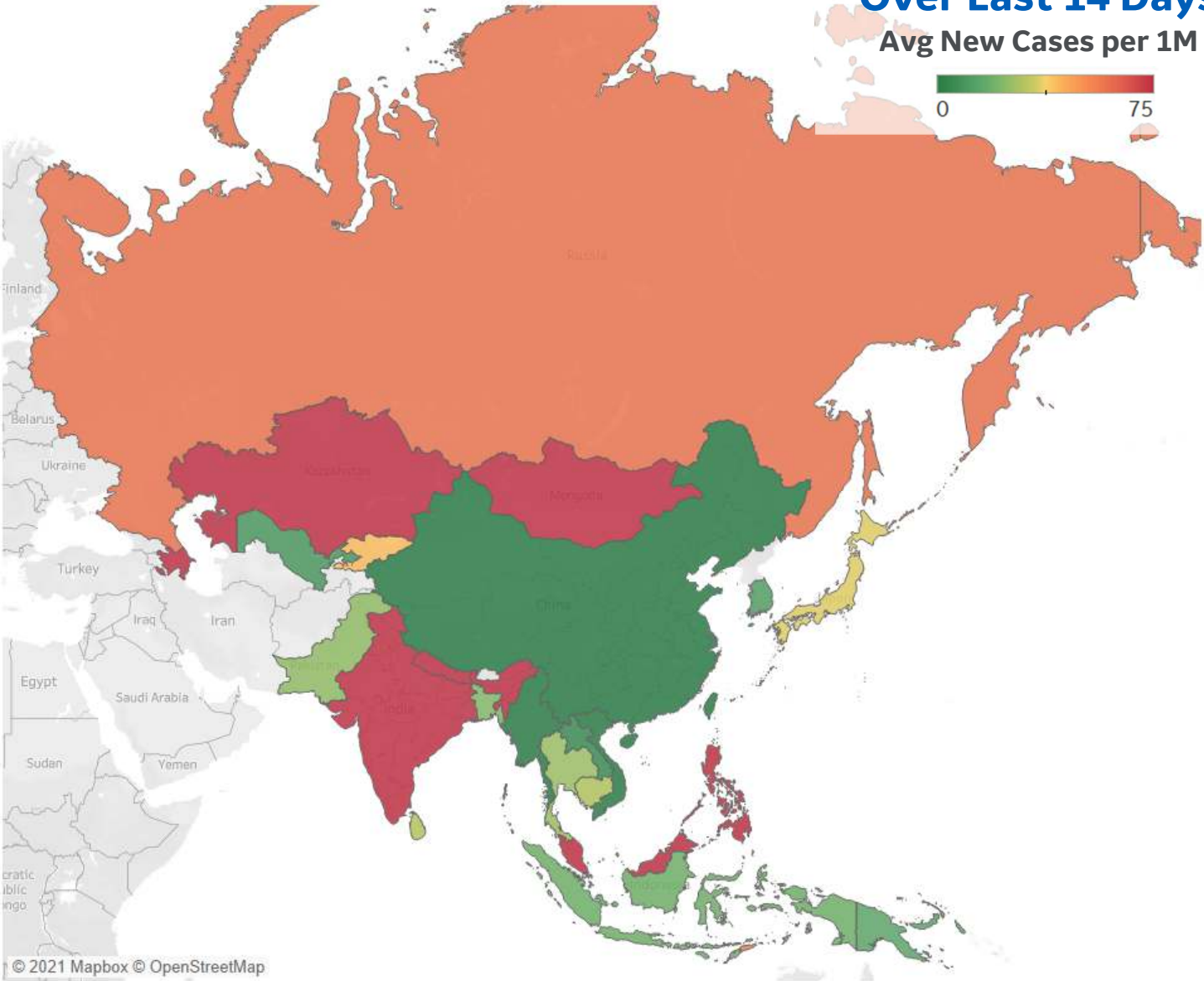

Average Daily New Cases & Deaths per 1M Over Last 14 Days

	Cases	Deaths
Mongolia	328	1
India	223	2
Azerbaijan	173	3
Kazakhstan	150	0
Philippines	83	1
Malaysia	79	0
Nepal	76	0
Russia	58	3
Timor-Leste	55	0
Kyrgyzstan	41	1
Japan	36	0
Sri Lanka	31	0
Cambodia	29	0
Thailand	26	0
Pakistan	25	1

Top 15 countries selected by 14-day avg new cases per 1M
Excl. countries with population < 1M

Over Last 14 Days

Avg New Cases per 1M





Oceania

Per 1M in Region

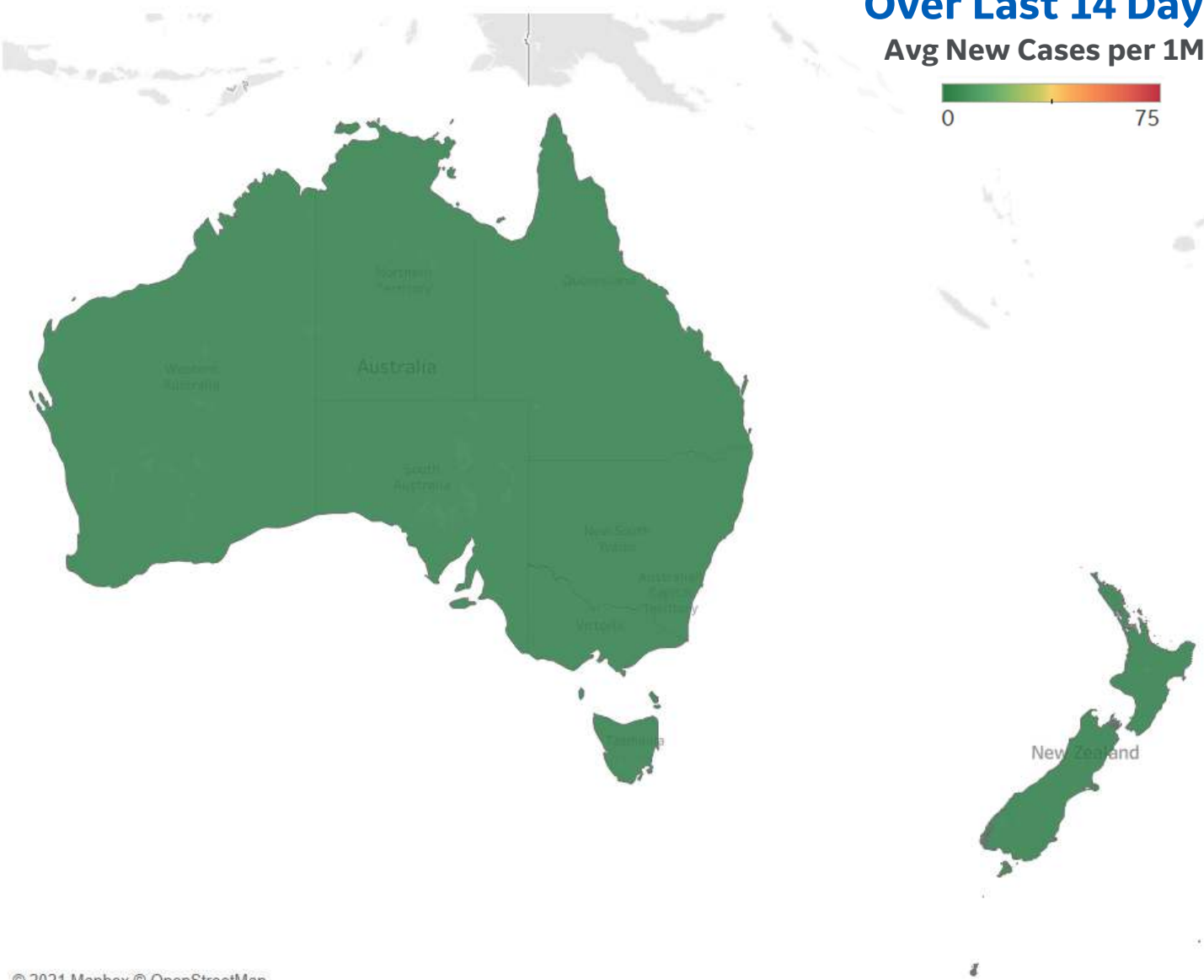
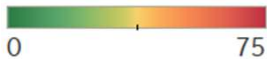
	Today	Change
Active Cases	181	+0.0%
Confirmed	1	+0.1%
Deaths	0	+0.0%
Recovered	1	+0.1%

Average Daily New Cases & Deaths per 1M Over Last 14 Days

	Cases	Deaths
Australia	1	0
New Zealand	0	0

Over Last 14 Days

Avg New Cases per 1M



Top 15 countries selected by 14-day avg new cases per 1M
Excl. countries with population < 1M



Africa

Per 1M in Region

	Today	Change
Active Cases	270	+0.0%
Confirmed	7	+0.2%
Deaths	0.3	+0.3%
Recovered	7	+0.2%

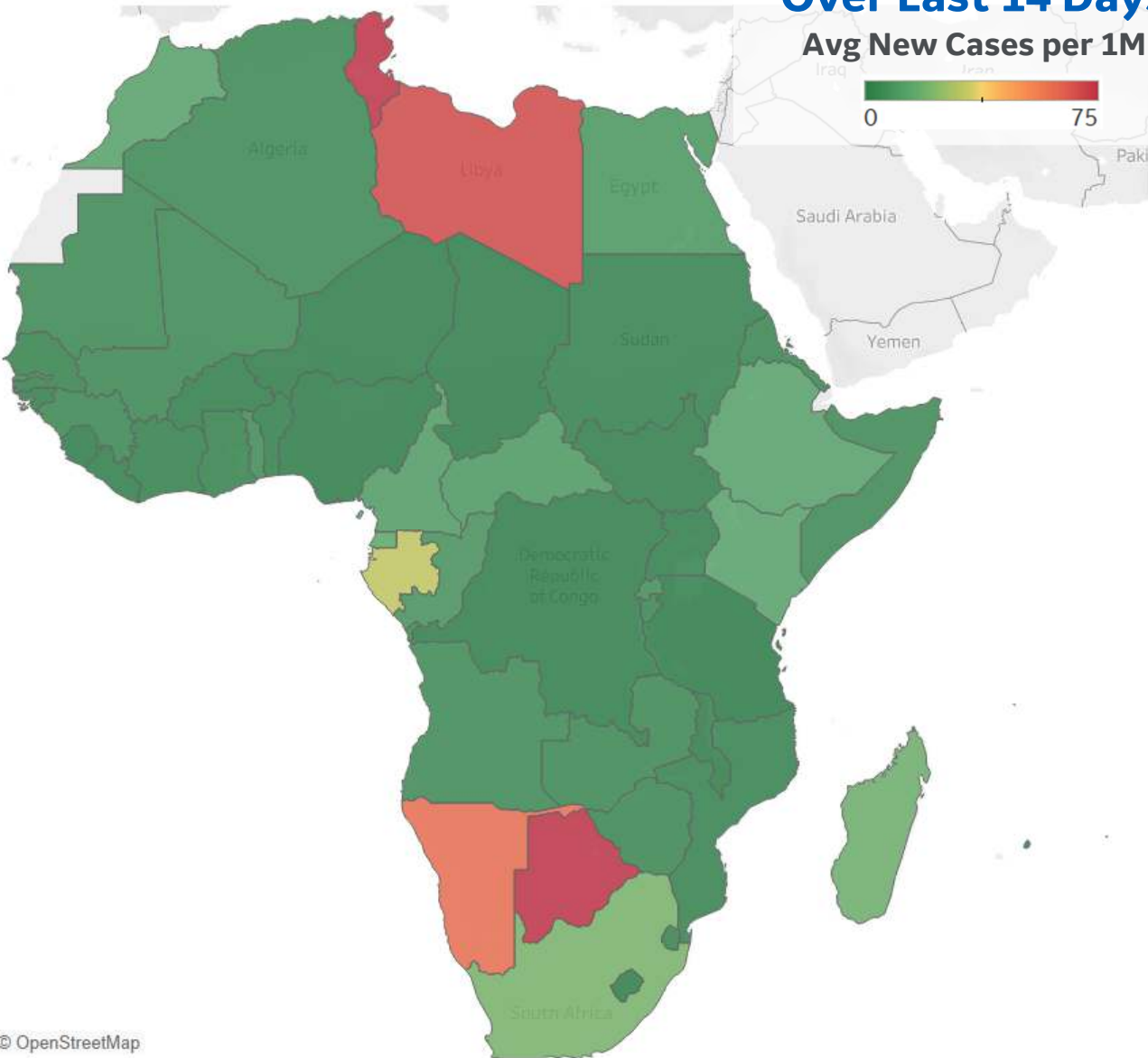
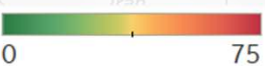
Average Daily New Cases & Deaths per 1M Over Last 14 Days

	Cases	Deaths
Tunisia	173	7
Botswana	96	1
Libya	69	2
Namibia	60	1
Gabon	32	0
South Africa	20	1
Madagascar	18	0
Eq. Guinea	15	0
Kenya	14	0
Morocco	13	0
Ethiopia	13	0
Cameroon	11	0
Central African Repu..	10	0
Egypt	9	0
Congo (Brazzaville)	8	0

Top 15 countries selected by 14-day avg new cases per 1M
Excl. countries with population < 1M

Over Last 14 Days

Avg New Cases per 1M





Sources



** Per 1M = Per 1 Million Population unless otherwise noted

Worldwide Survival Rate, last 30d calculation =
[(Total Confirmed – Total Confirmed 30d ago) – (Total Deaths-Total Deaths 30d ago)] / (Total Confirmed – Total Confirmed 30d ago)

Johns Hopkins Coronavirus Resource Center:

<https://coronavirus.jhu.edu/map.html>

Worldometer Coronavirus Reporting:

<https://www.worldometers.info/coronavirus/>

Public Health England:

<https://www.gov.uk/government/publications/covid-19-track-coronavirus-cases>

US Department of Homeland Security, Homeland Infrastructure Foundation-Level Data:

<https://hifld-geoplatform.opendata.arcgis.com/datasets/hospitals>

National Health Commission of the PRC:

<http://www.nhc.gov.cn/xcs/yqtb/202003/bf66696029ba420098164607240074f8.shtml>

CDC, Severe Outcomes Among Patients with Coronavirus Disease 2019 (COVID-19):

<https://www.cdc.gov/mmwr/volumes/69/wr/mm6912e2.htm>

Italian Department of Civil Protection, COVID Monitoring:

<http://opendatadpc.maps.arcgis.com/apps/opsdashboard/index.html#/b0c68bce2cce478eaac82fe38d4138b1>

The COVID Tracking Project:

<https://covidtracking.com/data/>

UK Office for National Statistics:

<https://www.ons.gov.uk/peoplepopulationandcommunity/birthsdeathsandmarriages/deaths/bulletins/deathsregisteredweeklyinenglandandwalesprovisional/weekending24april2020>

European Centre for Disease Prevention and Control:

<https://www.ecdc.europa.eu/en/publications-data/download-data-hospital-and-icu-admission-rates-and-current-occupancy-covid-19>

Secretary of Health, Mexico:

<https://www.gob.mx/salud/en>

Canada Regional Data:

<https://health-infobase.canada.ca/covid-19/epidemiological-summary-covid-19-cases.html#fn1>

Canada Regional Populations (Q4 2019):

<https://www150.statcan.gc.ca/t1/tbl1/en/tv.action?pid=1710000901>

CDC COVID Data Tracker:

<https://covid.cdc.gov/covid-data-tracker/#vaccinations>

Oxford COVID-19 Government Response Tracker:

<https://www.bing.com/search?q=oxford+stringency+index+countries&PC=U316&FORM=CHROMN>