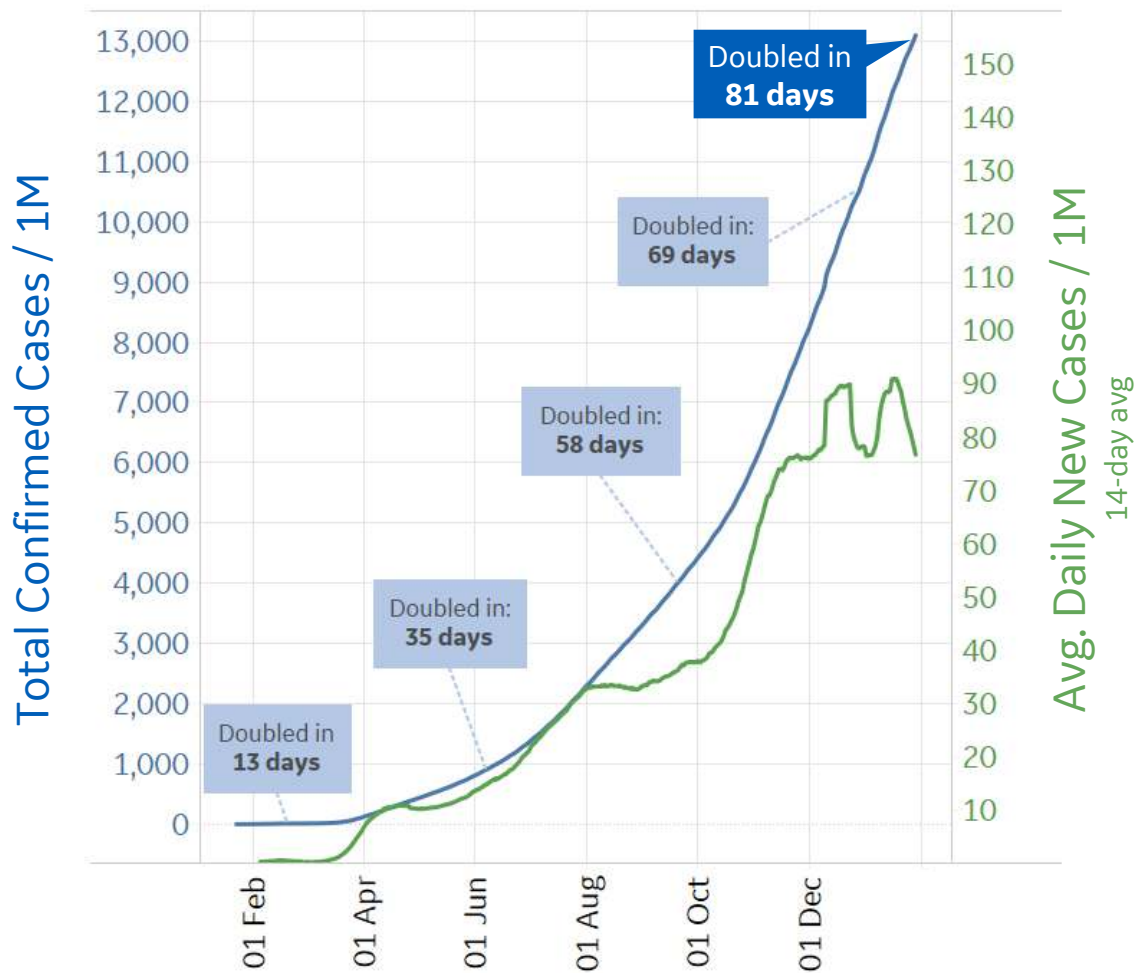




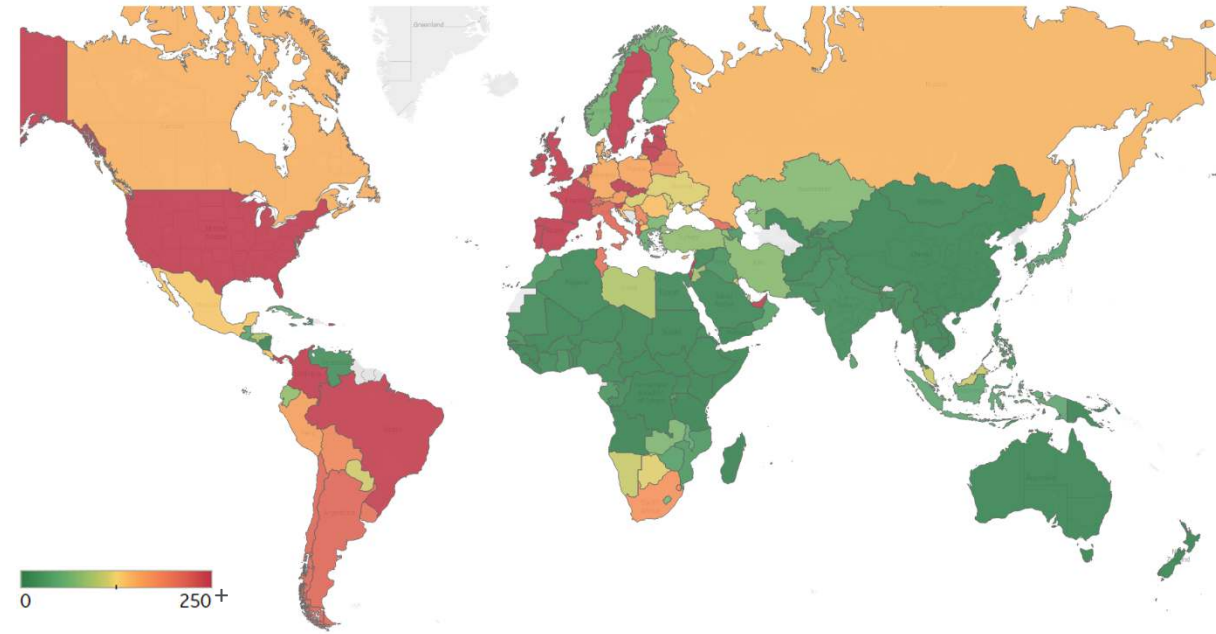
Global Confirmed & Active Cases

Trend since 22 Jan 2020



Avg. Daily New Cases / 1M

Over the last 14 days



Per 1M:	New Today	Change from 30 days ago
Active	55	+28%
Confirmed	76	+24%
Deaths	2	+22%
Recovered	20	+21%
	To Date	Last 30 Days
Worldwide Survival Rate	97.8%	97.9%

Worldwide Survival Rate = (Confirmed - Deaths) / (Confirmed) in a given time period

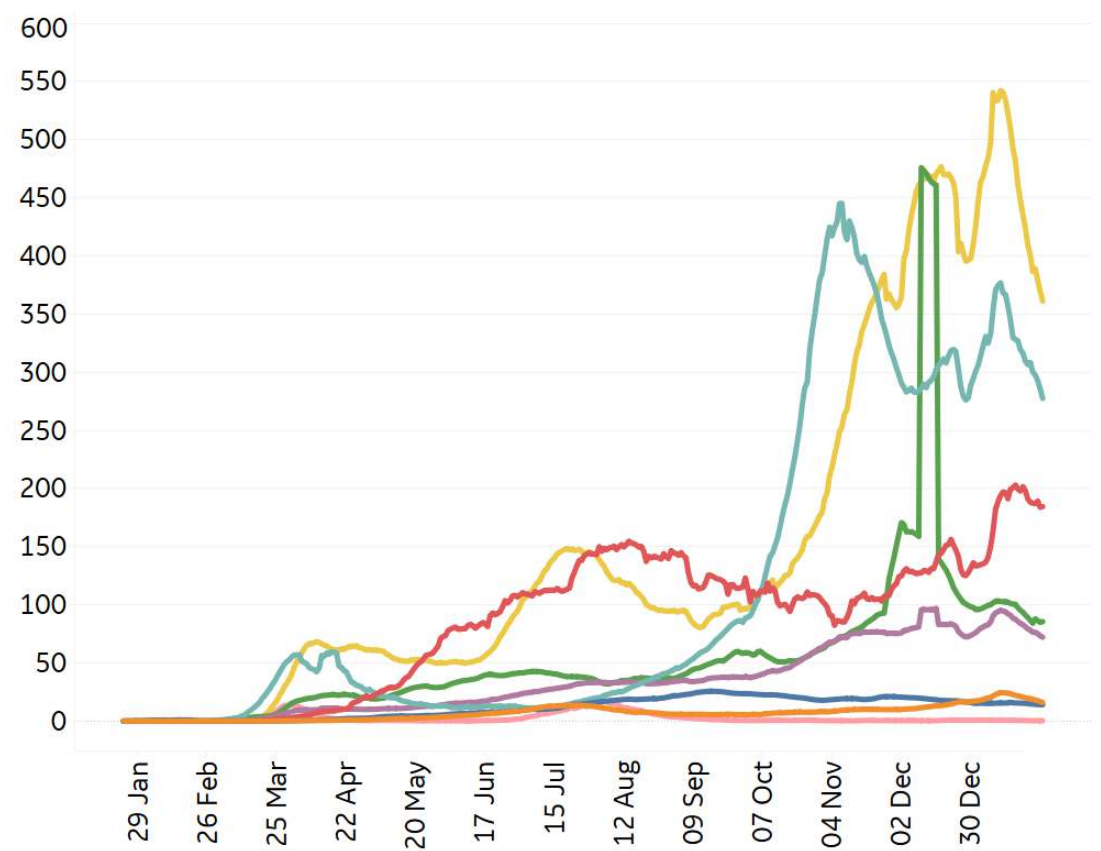


New Confirmed Cases & New Deaths

Key **World** **North America** **Europe** **Middle East** **Cent & South America** **Asia** **Africa** **Oceania**

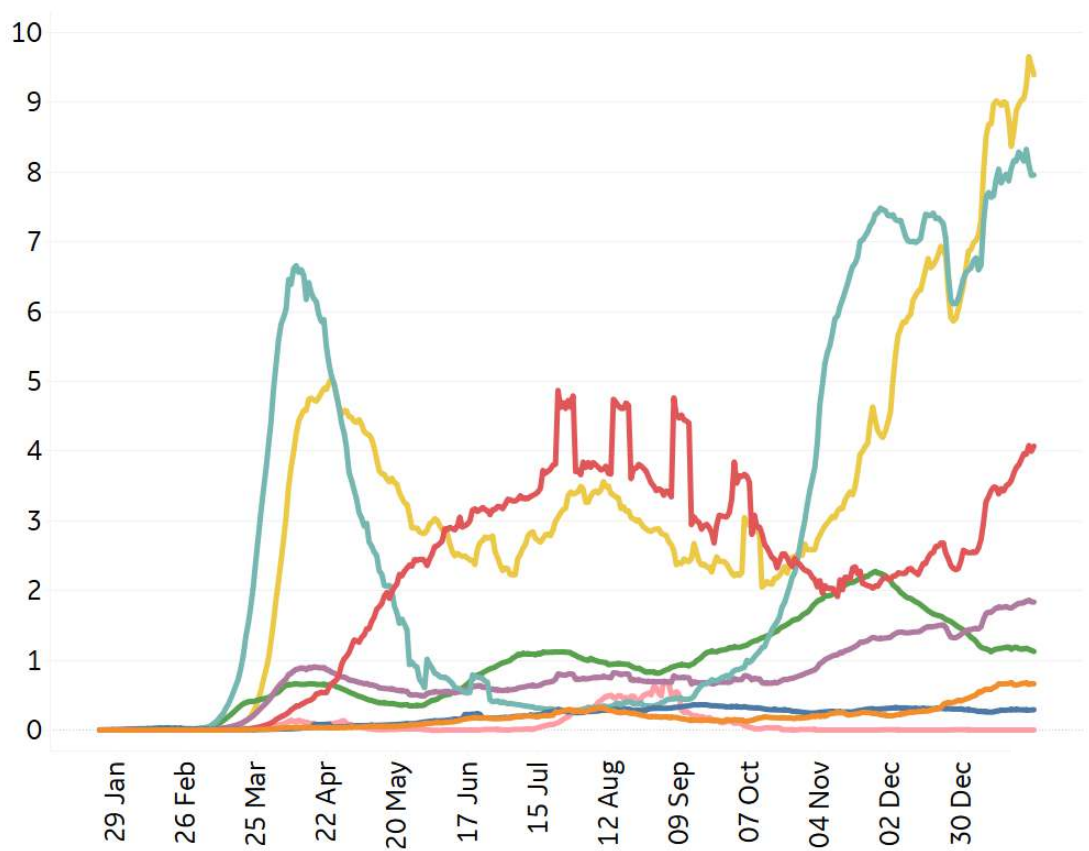
New Confirmed Cases / 1M

7-day rolling average



New Deaths / 1M

7-day rolling average



*Large jump in Middle East confirmed cases due to batched reporting of 823,225 new cases in **Turkey** on 10 Dec



Top 50 Countries: Per 1M



1 - 25

	Average over last 7 days		Total Since 22 Jan			Change from 14d Ago in 14 day avg of daily new	
	New Confirmed	New Deaths	Total Confirmed	Total Recovered	Total Deaths	Confirmed	Deaths
Belgium	192	4	60,609	N/A**	1,810	12%	-10%
Slovenia	614	11	78,518	68,369	1,659	-24%	-10%
UK	422	18	55,305	N/A**	1,522	-37%	37%
Czechia	631	13	90,080	79,503	1,489	-34%	-8%
Italy	206	8	41,605	32,310	1,445	-22%	-2%
Bos. and Herz.	87	5	36,940	28,673	1,420	-31%	-31%
North Macedo..	142	5	44,107	38,588	1,359	-16%	-6%
US	479	10	77,844	N/A**	1,309	-26%	4%
Bulgaria	76	5	31,313	26,326	1,291	-24%	-30%
Hungary	115	9	37,623	25,776	1,272	-37%	-20%
Spain	759	8	57,855	3,216	1,236	74%	111%
Peru	177	5	33,785	31,182	1,221	194%	161%
Panama	366	8	73,424	62,492	1,204	-43%	-13%
Croatia	127	7	56,264	54,287	1,204	-36%	-29%
France	262	5	48,506	3,474	1,143	10%	10%
Sweden	306	8	55,901	N/A**	1,141	-44%	-8%
Portugal	1,264	27	67,216	48,417	1,138	61%	118%
Switzerland	203	6	60,015	36,697	1,075	-34%	-23%
Argentina	197	4	42,162	37,462	1,053	-7%	32%
Brazil	243	5	42,617	37,540	1,042	13%	19%
Colombia	267	8	40,634	37,230	1,040	6%	27%
EU	287	8	43,347	21,377	1,040	-5%	4%
Armenia	55	2	56,245	52,863	1,035	-26%	-26%
Lithuania	333	10	66,183	45,942	1,008	-34%	-55%
Poland	147	7	39,546	33,052	963	-31%	2%

26 - 50

	Average over last 7 days		Total Since 22 Jan			Change from 14d Ago in 14 day avg of daily new	
	New Confirmed	New Deaths	Total Confirmed	Total Recovered	Total Deaths	Confirmed	Deaths
Chile	217	4	37,358	35,066	951	20%	28%
Romania	132	4	37,505	34,620	941	-30%	-16%
Moldova	125	3	39,244	36,796	846	-4%	-11%
Austria	165	5	45,549	43,057	845	-26%	-2%
Netherlands	281	4	57,176	N/A**	813	-29%	-22%
Slovakia	319	16	44,587	37,593	808	-34%	3%
Kosovo	152	4	31,967	27,920	801	12%	45%
Georgia	187	5	64,246	61,782	784	-32%	-28%
Ireland	339	10	39,217	4,732	641	-57%	171%
Latvia	400	7	33,926	27,602	609	-9%	-20%
Israel	760	7	72,658	63,715	539	-7%	47%
Ukraine	101	3	28,529	23,471	537	-18%	7%
Costa Rica	117	3	37,816	29,717	510	-33%	-8%
Serbia	189	2	44,709	N/A**	454	-25%	-42%
Jordan	84	1	31,772	30,568	418	-31%	-41%
West Bank an..	110	2	34,491	32,308	397	-43%	-45%
Lebanon	501	10	42,951	25,273	384	1%	168%
Denmark	122	4	34,165	32,031	358	-44%	13%
Estonia	371	6	32,156	24,423	306	-8%	16%
Turkey	76	2	29,134	27,748	304	-41%	-19%
Kuwait	121	0	38,274	36,620	224	20%	0%
Bahrain	220	1	59,652	57,396	219	13%	300%
Qatar	100	0	52,161	50,473	86	26%	100%
UAE	373	1	29,630	26,998	83	42%	63%
Total World	72	2	13,097	7,235	283	-14%	12%

*Change from 14d ago:
Compares 14d-avgs. of Daily New Cases/Deaths
today with 14d-avgs. from 14d ago

Panama, the US, and Slovenia are trailing **Czechia** for most cases / 1M reported, to date.
These are the only countries reporting above 70K cases / 1M

Top 50 countries selected by Cases / 1M
Sorted by Total Deaths / 1M
Excluded countries with population < 1M

N/A** due to inconsistent reporting of Recovered Cases



Top 50 Countries: Raw Volume

Updated 29 Jan 2021, 3:30 GMT

4

1 - 25

	Average over last 7 days		Total Since 22 Jan			Change from 14d Ago in 14 day avg of daily new	
	New Confirmed	New Deaths	Total Confirmed	Total Recovered	Total Deaths	Confirmed	Deaths
EU	127,767	3,341	19,300,382	9,518,003	462,845	-5%	4%
US	158,576	3,258	25,766,681	N/A**	433,195	-26%	4%
Brazil	51,617	1,057	9,058,687	7,979,513	221,547	13%	19%
Mexico	16,319	1,282	1,825,519	1,376,073	155,145	46%	42%
India	13,517	140	10,720,048	10,394,352	154,010	-26%	-34%
UK	28,668	1,223	3,754,448	N/A**	103,324	-37%	37%
Italy	12,469	454	2,515,507	1,953,509	87,381	-22%	-2%
France	17,111	352	3,166,145	226,772	74,601	10%	10%
Russia	19,410	532	3,752,548	3,194,825	70,533	-12%	11%
Spain	35,475	395	2,705,001	150,376	57,806	74%	111%
Iran	6,332	84	1,398,841	1,189,975	57,736	0%	-9%
Germany	12,238	715	2,194,562	1,915,501	55,883	-30%	-6%
Colombia	13,604	389	2,067,575	1,894,384	52,913	6%	27%
Argentina	8,921	178	1,905,524	1,693,146	47,601	-7%	32%
South Africa	8,142	515	1,437,798	1,272,197	43,105	-41%	-2%
Peru	5,822	175	1,113,970	1,028,120	40,272	194%	161%
Poland	5,559	269	1,496,665	1,250,892	36,443	-31%	2%
Indonesia	12,335	304	1,037,993	842,122	29,331	33%	31%
Turkey	6,373	138	2,457,118	2,340,216	25,605	-41%	-19%
Ukraine	4,413	135	1,247,674	1,026,464	23,469	-18%	7%
Belgium	2,230	52	702,437	N/A**	20,982	12%	-10%
Canada	4,855	136	770,427	695,578	19,659	-30%	3%
Chile	4,148	67	714,143	670,336	18,174	20%	28%
Romania	2,534	79	721,513	666,001	18,105	-30%	-16%
Czechia	6,757	139	964,660	851,400	15,944	-34%	-8%

26 - 50

	Average over last 7 days		Total Since 22 Jan			Change from 14d Ago in 14 day avg of daily new	
	New Confirmed	New Deaths	Total Confirmed	Total Recovered	Total Deaths	Confirmed	Deaths
Ecuador	1,402	34	246,000	204,071	14,766	48%	145%
Netherlands	4,822	69	979,702	N/A**	13,925	-29%	-22%
Iraq	828	7	617,202	588,260	13,024	1%	-6%
Hungary	1,113	83	363,450	249,003	12,291	-37%	-20%
Portugal	12,891	275	685,383	493,699	11,608	61%	118%
Pakistan	1,734	51	541,031	496,745	11,560	-17%	1%
Sweden	3,086	86	564,557	N/A**	11,520	-44%	-8%
Philippines	1,694	62	519,575	475,596	10,552	22%	64%
Switzerland	1,754	48	519,404	317,600	9,308	-34%	-23%
Morocco	776	21	469,139	447,076	8,224	-25%	-21%
Bangladesh	526	17	533,953	478,546	8,087	-33%	-18%
Austria	1,490	46	410,230	387,787	7,607	-26%	-2%
Saudi Arabia	214	3	367,276	358,753	6,366	67%	-36%
Japan	4,074	90	380,644	314,278	5,503	-7%	67%
Panama	1,579	36	316,808	269,637	5,196	-43%	-13%
Israel	6,575	61	628,895	551,489	4,669	-7%	47%
Slovakia	1,741	87	243,427	205,247	4,411	-34%	3%
Jordan	855	10	324,169	311,888	4,269	-31%	-41%
Serbia	1,649	19	390,637	N/A**	3,965	-25%	-42%
Georgia	745	18	256,287	246,459	3,127	-32%	-28%
Lebanon	3,417	67	293,157	172,497	2,621	1%	168%
Nepal	277	6	270,588	265,365	2,020	-32%	-11%
Belarus	1,508	10	242,851	229,199	1,688	-9%	3%
UAE	3,685	8	293,052	267,024	819	42%	63%
Total World	558,820	14,209	101,457,552	56,043,612	2,191,206	-14%	12%

*Change from 14d ago:
Compares 14d-avgs. of Daily New Cases/Deaths
today with 14d-avgs. from 14d ago

Indonesia has passed 1M total confirmed cases

Top 50 countries selected by Total Cases
Sorted by Raw Total Deaths
Excluded countries with population < 1M

N/A** due to inconsistent reporting of Recovered Cases



United States: Per 1M



1 - 25

	Average over last 7 days		Total Since 22 Jan			Change from 14d Ago* in 14 day avg of daily new	
	New Confirmed	New Deaths	Total Confirmed	Total Recovered	Total Deaths	Confirmed	Deaths
New Jersey	564	9	76,702	7,495	2,398	-11%	2%
New York	655	10	71,085	6,424	2,215	-12%	8%
Massachusetts	579	9	74,593	56,542	2,082	-25%	-9%
Rhode Island	670	9	107,380	6,499	2,024	-33%	-32%
Mississippi	545	13	90,881	74,866	1,998	-18%	4%
South Dakota	225	15	121,849	116,310	1,993	-39%	18%
Connecticut	520	10	69,774	2,749	1,969	-24%	-16%
North Dakota	175	4	127,685	124,448	1,892	-33%	-4%
Louisiana	510	9	84,949	74,067	1,881	-26%	12%
Arizona	850	21	102,110	13,890	1,761	-27%	-1%
Illinois	339	7	88,099	N/A	1,663	-29%	-23%
Pennsylvania	396	13	64,727	52,161	1,661	-30%	-8%
Arkansas	551	14	96,380	88,970	1,585	-33%	1%
Michigan	202	7	60,729	46,372	1,542	-38%	-40%
New Mexico	334	12	81,895	47,464	1,539	-37%	9%
Alabama	588	28	92,335	49,385	1,497	-28%	25%
Indiana	383	6	92,094	59,668	1,467	-38%	-28%
Iowa	303	4	100,513	88,632	1,436	-30%	-22%
Tennessee	414	15	105,076	98,417	1,379	-44%	-11%
Nevada	399	13	89,265	N/A	1,357	-40%	-2%
S. Carolina	740	15	83,743	37,272	1,341	-6%	52%
Georgia	648	13	84,103	N/A	1,302	-19%	78%
DC	308	8	51,197	36,050	1,278	-14%	7%
Kansas	447	7	94,333	1,903	1,272	-30%	-41%
Texas	598	12	80,366	65,339	1,252	-12%	27%

26 - 51

	Average over last 7 days		Total Since 22 Jan			Change from 14d Ago* in 14 day avg of daily new	
	New Confirmed	New Deaths	Total Confirmed	Total Recovered	Total Deaths	Confirmed	Deaths
Florida	490	9	78,574	N/A	1,212	-25%	25%
Maryland	336	7	57,686	1,568	1,164	-25%	6%
Missouri	270	6	76,509	N/A	1,142	-41%	-20%
Montana	305	15	86,954	82,075	1,132	-26%	15%
West Virginia	474	11	66,156	52,138	1,106	-33%	-23%
Delaware	583	7	78,556	N/A	1,104	-21%	16%
Minnesota	199	3	81,323	78,480	1,101	-37%	-36%
Wisconsin	292	6	100,917	87,912	1,088	-35%	25%
Wyoming	248	11	88,863	85,687	1,030	-36%	-12%
California	547	14	82,858	N/A	1,002	-38%	15%
Nebraska	314	4	98,013	68,997	993	-29%	-38%
Colorado	261	3	68,025	3,623	967	-36%	-50%
Idaho	281	5	90,495	44,373	963	-32%	-16%
Ohio	416	6	75,602	65,401	942	-29%	-1%
Oklahoma	664	10	96,394	88,157	865	-31%	38%
N. Carolina	564	10	70,509	60,597	863	-20%	13%
Kentucky	570	10	79,654	9,554	808	-26%	36%
New Hampshire	416	6	47,259	42,555	752	-12%	-9%
Virginia	570	6	57,838	4,522	739	11%	15%
Washington	220	3	40,422	N/A	557	-35%	-12%
Utah	534	3	106,815	92,839	505	-39%	-16%
Oregon	163	3	33,379	N/A	458	-36%	-26%
Maine	299	3	28,607	9,178	422	-16%	-7%
Alaska	248	2	73,648	N/A	358	-35%	55%
Hawaii	80	8	18,184	N/A	286	-31%	203%
Vermont	216	1	18,467	12,542	276	-10%	-62%

*Change from 14d ago:
Compares 14d-avgs. of Daily New Cases/Deaths
today with 14d-avgs. from 14d ago

North Dakota and **South Dakota** continue to have the highest
confirmed cases / 1M to date (127,685 / 1M and 121,849 / 1M, respectively)

Sorted by Total Deaths / 1M

N/As due to states revising and updating case counts



United States: Raw Volume



1 - 25

	Average over last 7 days		Total Since 22 Jan			Change from 14d Ago* in 14 day avg of daily new	
	New Confirmed	New Deaths	Total Confirmed	Total Recovered	Total Deaths	Confirmed	Deaths
New York	12,734	187	1,382,855	124,976	43,093	-12%	8%
California	21,600	540	3,273,905	N/A	39,574	-38%	15%
Texas	17,343	336	2,330,272	1,894,564	36,292	-12%	27%
Florida	10,530	185	1,687,594	N/A	26,035	-25%	25%
New Jersey	5,013	77	681,283	66,568	21,301	-11%	2%
Pennsylvania	5,071	172	828,632	667,768	21,264	-30%	-8%
Illinois	4,291	93	1,116,372	N/A	21,073	-29%	-23%
Michigan	2,015	67	606,488	463,106	15,402	-38%	-40%
Massachusetts	3,993	63	514,134	389,717	14,348	-25%	-9%
Georgia	6,880	134	892,957	N/A	13,827	-19%	78%
Arizona	6,184	150	743,232	101,104	12,819	-27%	-1%
Ohio	4,859	70	883,716	764,480	11,006	-29%	-1%
Indiana	2,580	41	619,995	401,700	9,879	-38%	-28%
Tennessee	2,829	105	717,583	672,110	9,417	-44%	-11%
N. Carolina	5,914	101	739,500	635,543	9,046	-20%	13%
Louisiana	2,370	43	394,909	344,321	8,743	-26%	12%
Alabama	2,885	137	452,734	242,143	7,340	-28%	25%
Maryland	2,033	43	348,749	9,482	7,037	-25%	6%
Connecticut	1,853	35	248,765	9,800	7,020	-24%	-16%
Missouri	1,657	38	469,567	N/A	7,011	-41%	-20%
S. Carolina	3,811	76	431,169	191,902	6,903	-6%	52%
Wisconsin	1,699	35	587,580	511,859	6,334	-35%	25%
Virginia	4,867	53	493,674	38,597	6,308	11%	15%
Minnesota	1,124	18	458,633	442,600	6,208	-37%	-36%
Mississippi	1,623	40	270,476	222,812	5,945	-18%	4%

26 - 51

	Average over last 7 days		Total Since 22 Jan			Change from 14d Ago* in 14 day avg of daily new	
	New Confirmed	New Deaths	Total Confirmed	Total Recovered	Total Deaths	Confirmed	Deaths
Colorado	1,504	18	391,737	20,864	5,569	-36%	-50%
Arkansas	1,662	41	290,856	268,495	4,784	-33%	1%
Iowa	955	12	317,124	279,641	4,532	-30%	-22%
Washington	1,675	25	307,809	N/A	4,243	-35%	-12%
Nevada	1,230	39	274,951	N/A	4,181	-40%	-2%
Kansas	1,302	20	274,823	5,544	3,707	-30%	-41%
Kentucky	2,548	44	355,868	42,684	3,611	-26%	36%
Oklahoma	2,626	40	381,430	348,836	3,423	-31%	38%
New Mexico	699	26	171,719	99,524	3,226	-37%	9%
Rhode Island	710	10	113,754	6,885	2,144	-33%	-32%
West Virginia	849	19	118,562	93,439	1,983	-33%	-23%
Oregon	687	12	140,783	N/A	1,930	-36%	-26%
Nebraska	607	8	189,597	133,469	1,921	-29%	-38%
South Dakota	199	13	107,795	102,895	1,763	-39%	18%
Idaho	503	10	161,720	79,298	1,721	-32%	-16%
Utah	1,711	10	342,445	297,638	1,620	-39%	-16%
North Dakota	134	3	97,304	94,837	1,442	-33%	-4%
Montana	326	16	92,934	87,720	1,210	-26%	15%
Delaware	567	7	76,495	N/A	1,075	-21%	16%
New Hampshire	566	9	64,258	57,862	1,022	-12%	-9%
DC	217	5	36,132	25,442	902	-14%	7%
Wyoming	144	7	51,430	49,592	596	-36%	-12%
Maine	402	4	38,454	12,337	567	-16%	-7%
Hawaii	114	11	25,746	N/A	405	-31%	203%
Alaska	182	1	53,877	N/A	262	-35%	55%
Vermont	135	1	11,523	7,826	172	-10%	-62%

*Change from 14d ago:
Compares 14d-avgs. of Daily New Cases/Deaths
today with 14d-avgs. from 14d ago

In the last 14 days, cases in **Missouri** increased 6% and deaths increased 10%

Sorted by Raw Total Deaths

N/As due to states revising and updating case counts



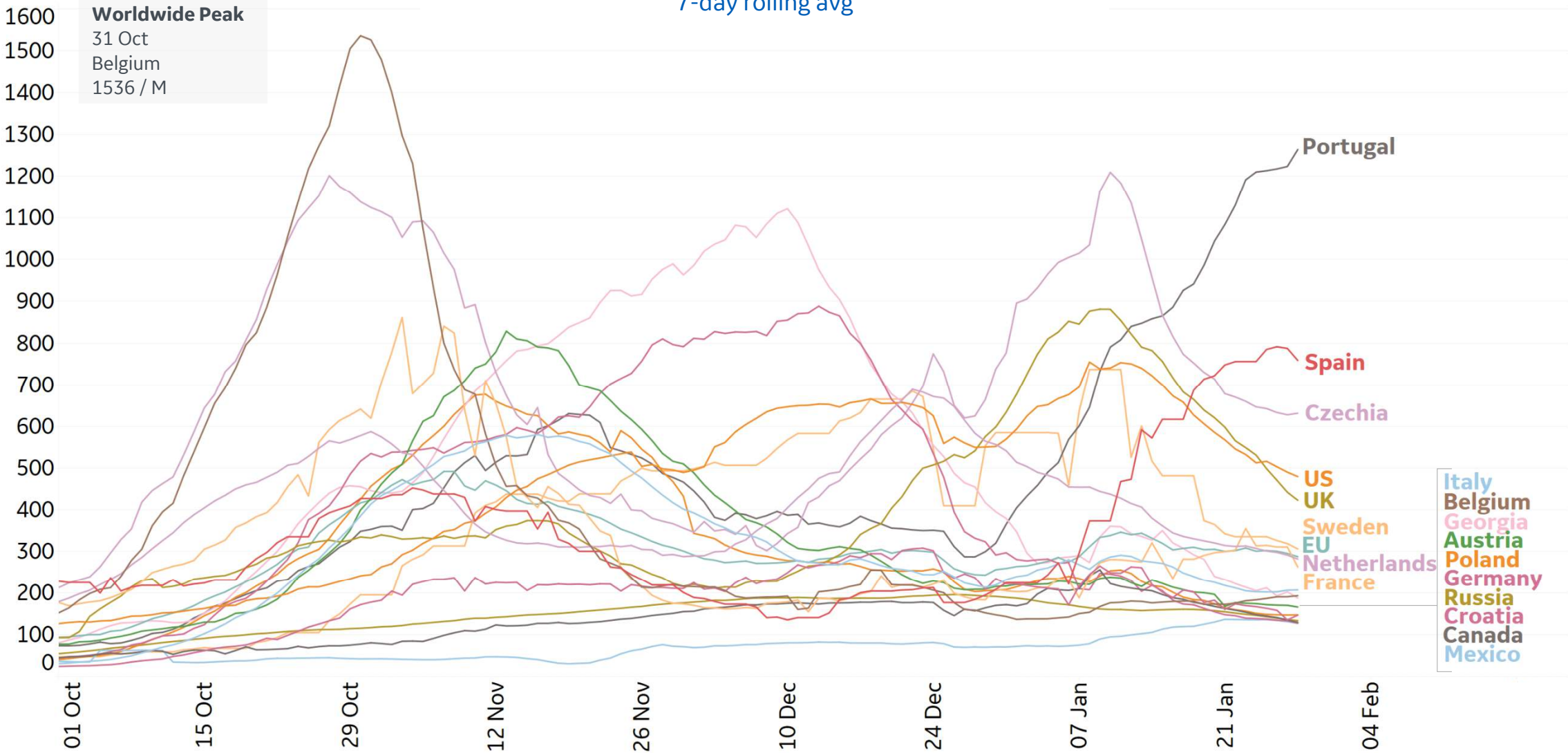
New Confirmed Cases in Select Countries

Updated 29 Jan 2021, 3:30 GMT

7

Daily New Confirmed Cases / 1M

7-day rolling avg



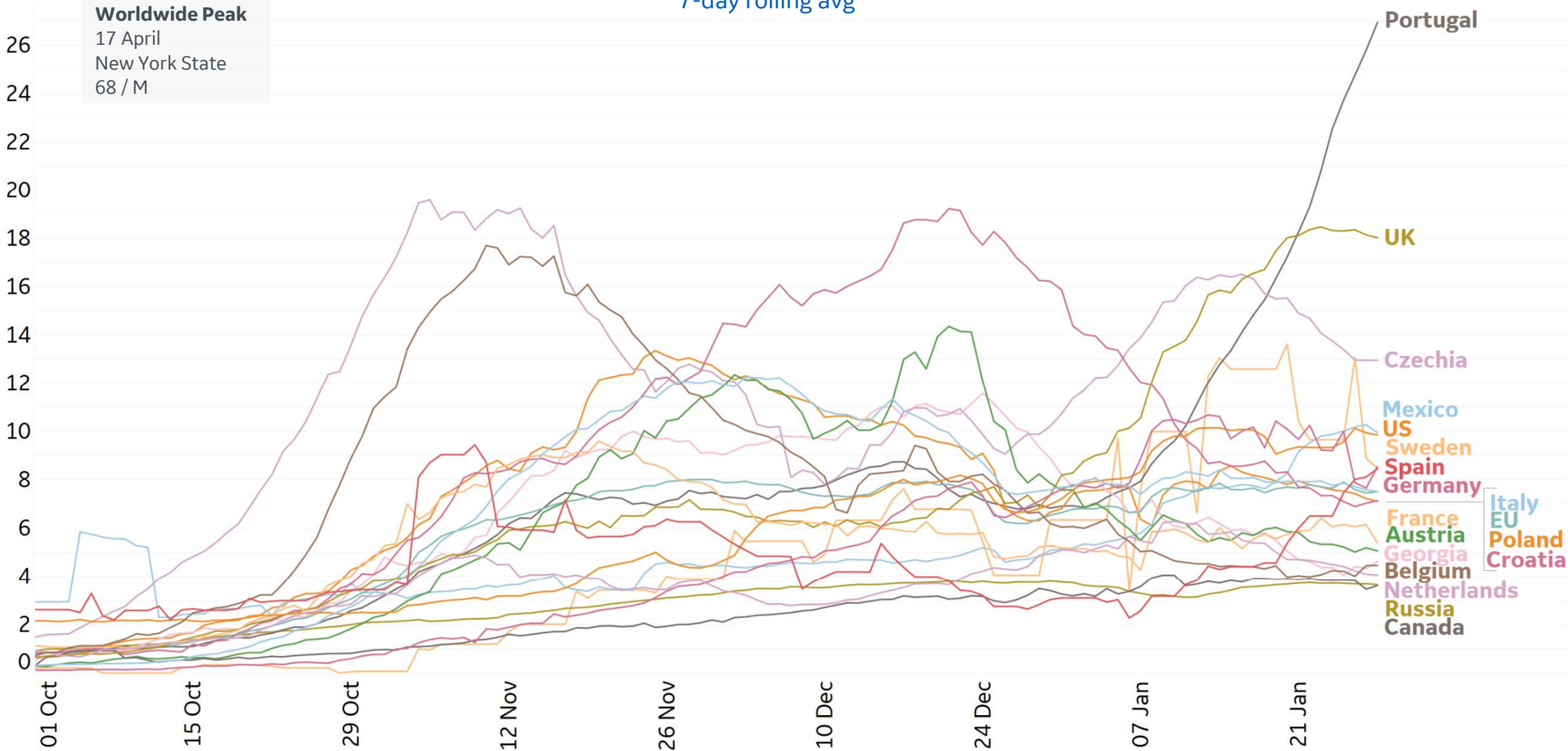


New Deaths in Select Countries

Updated 29 Jan 2021, 3:30 GMT

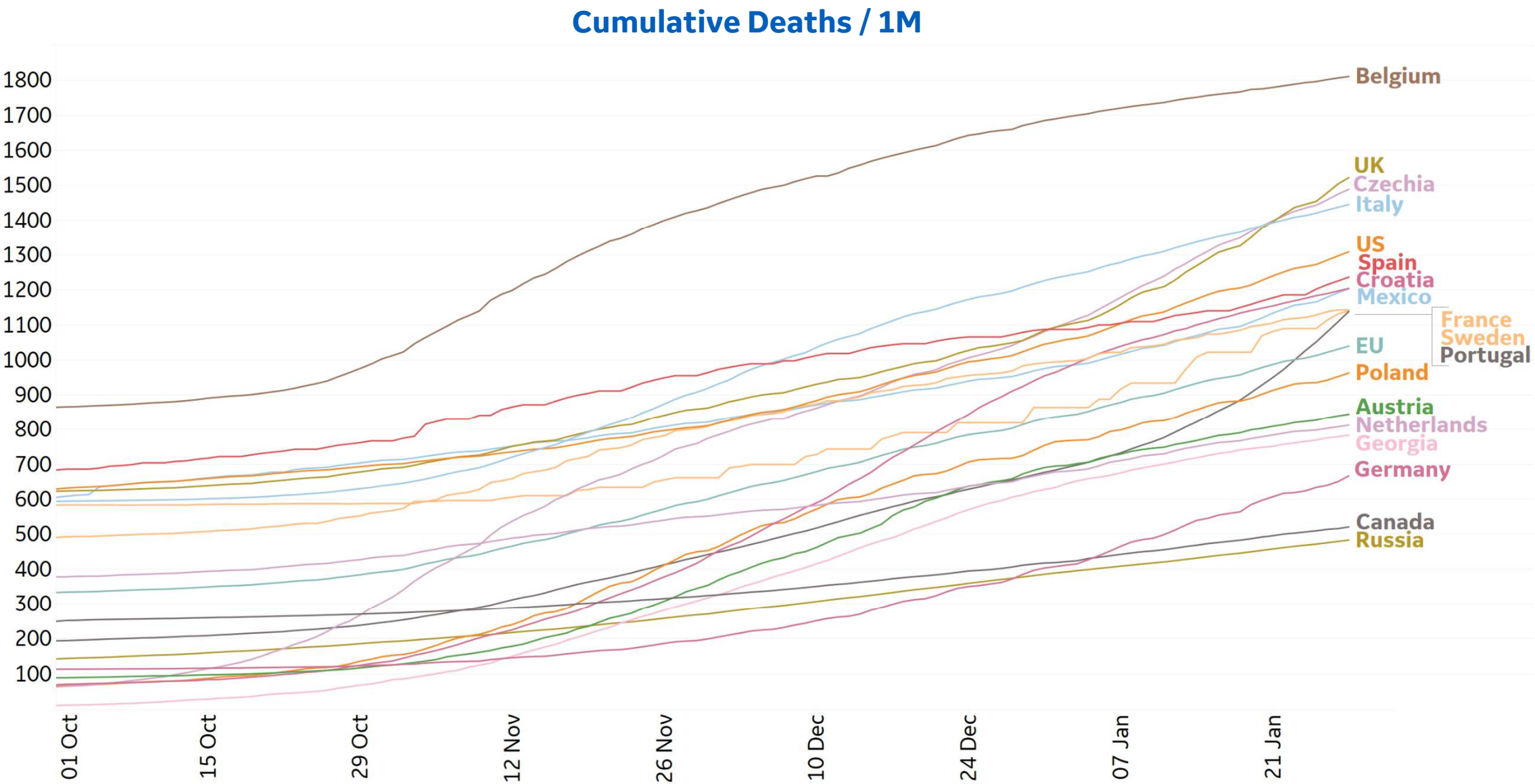
8

Daily New Deaths / 1M
7-day rolling avg





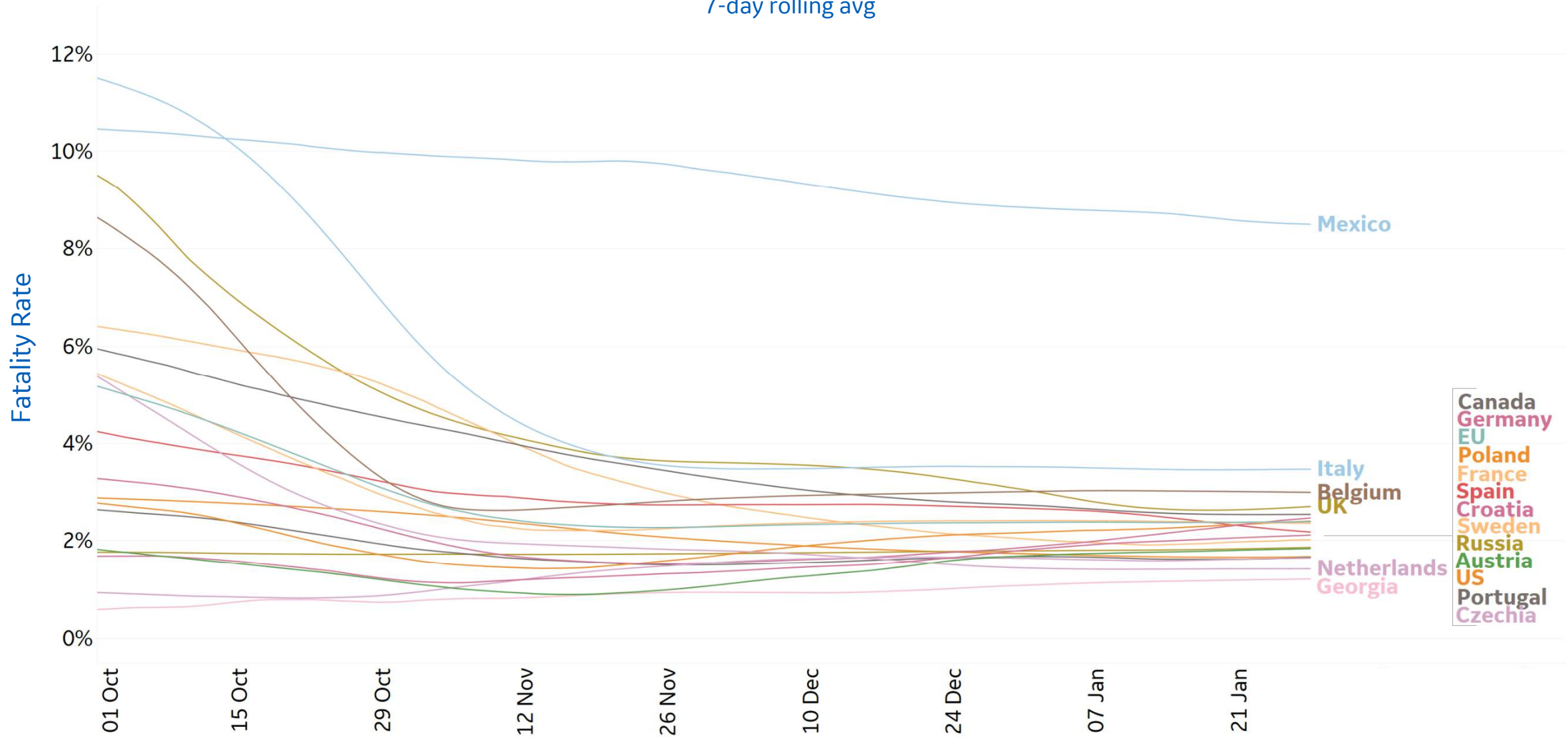
Cumulative Deaths in Select Countries





Fatality Rate in Select Countries

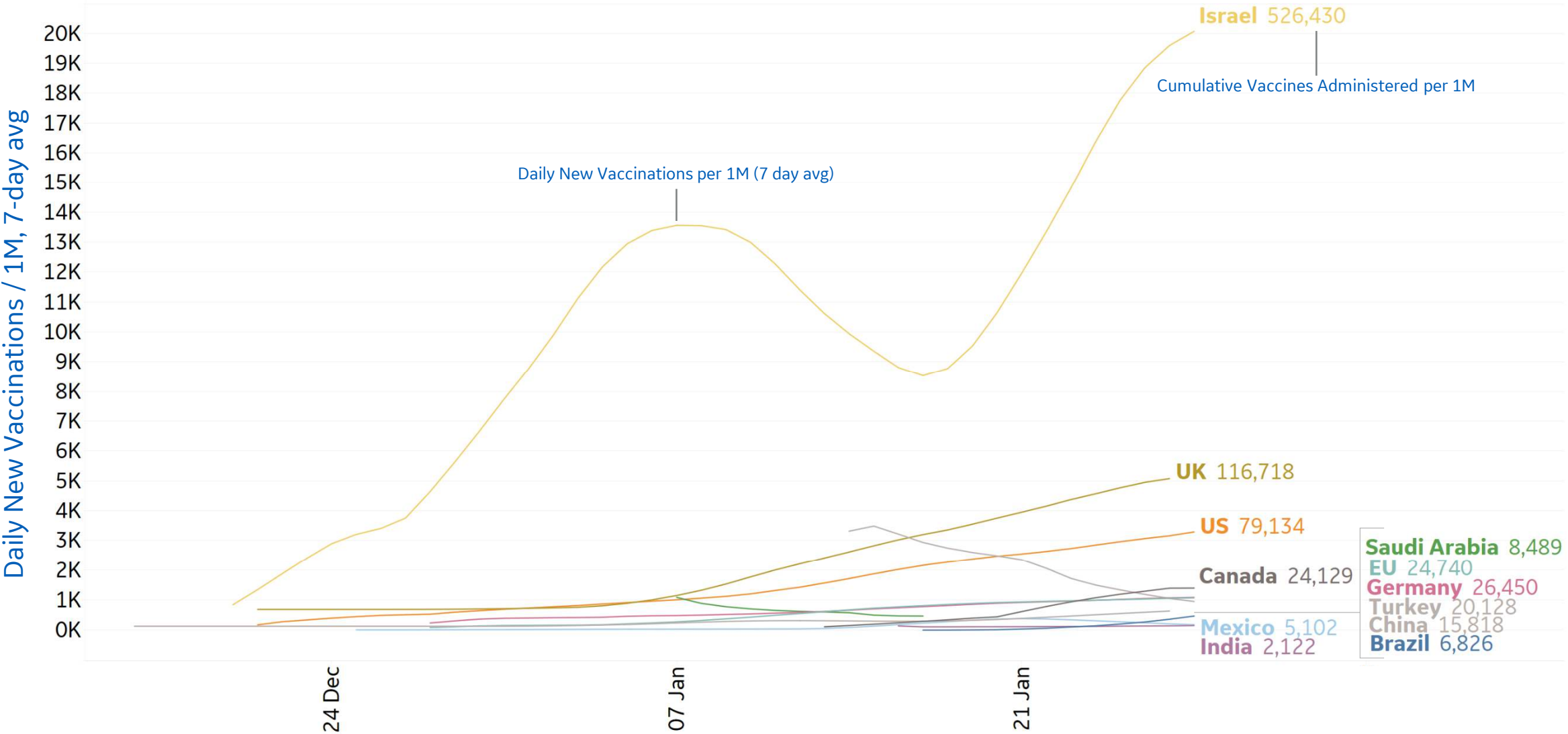
Deaths / Confirmed Cases
7-day rolling avg





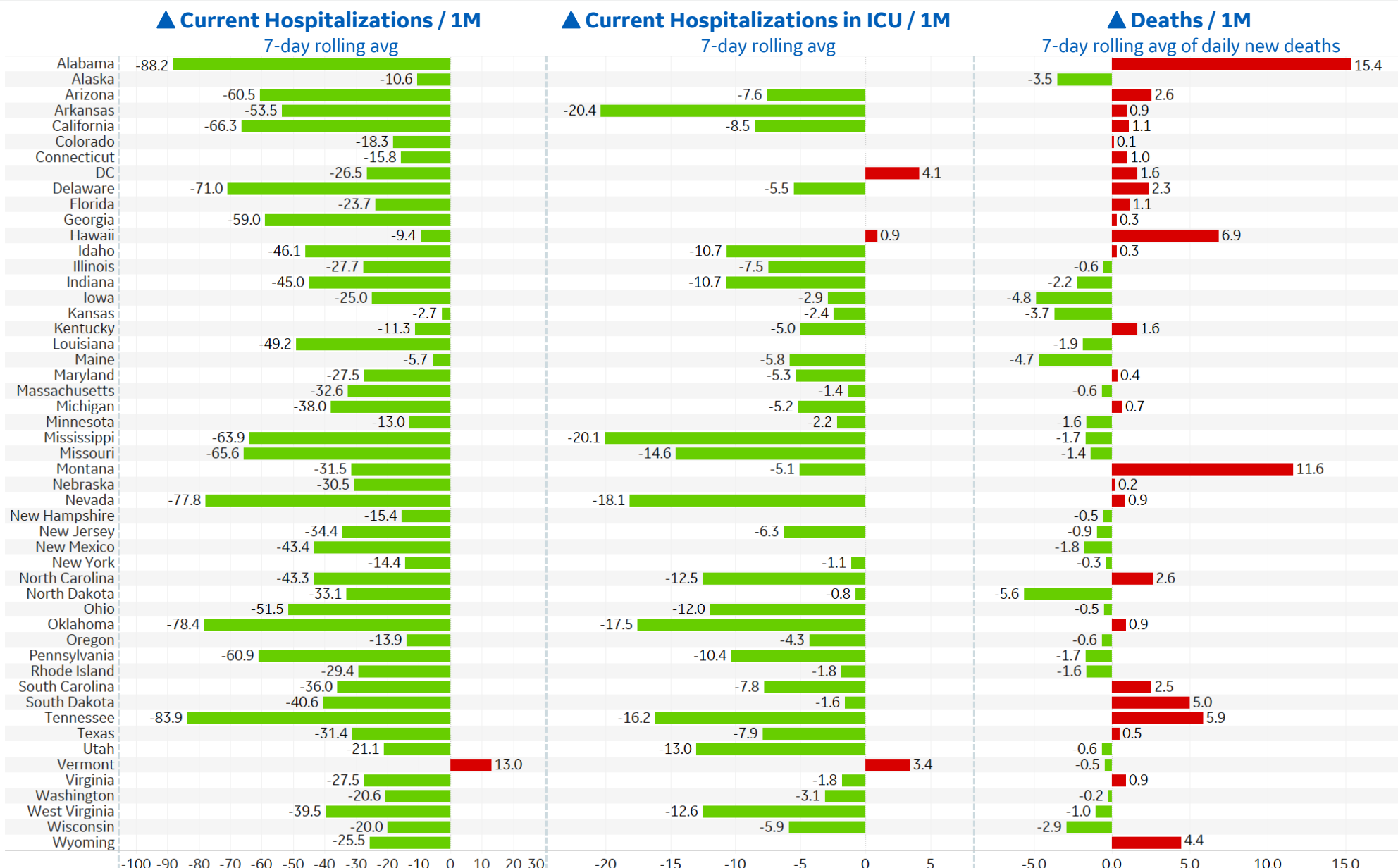
Daily & Total Vaccinations, Select Countries

Select countries with data available





Feature: US Changes from Previous Week



*Blank rows indicate insignificant or missing data



Feature: Trends in CC Ecosystem Cities

Asheville, NC

Bakersfield, CA

Baltimore, MD

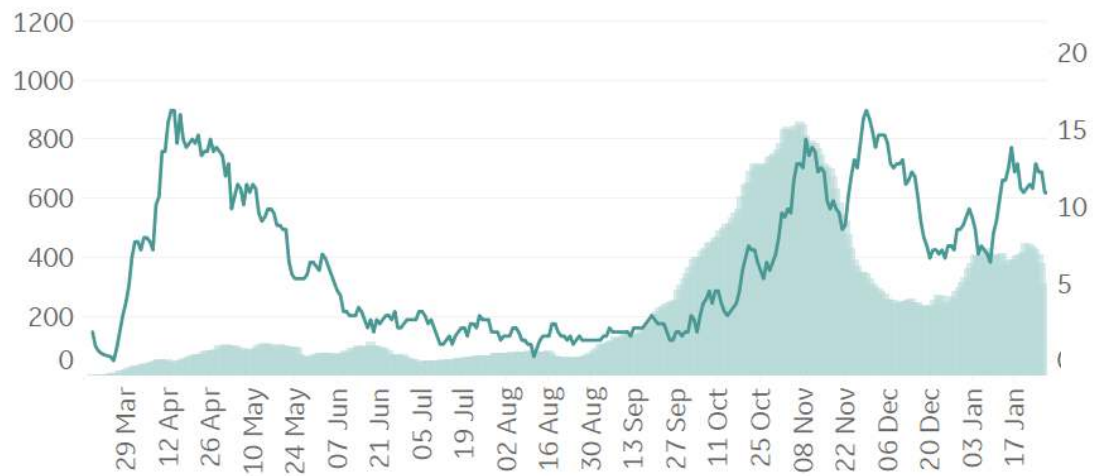
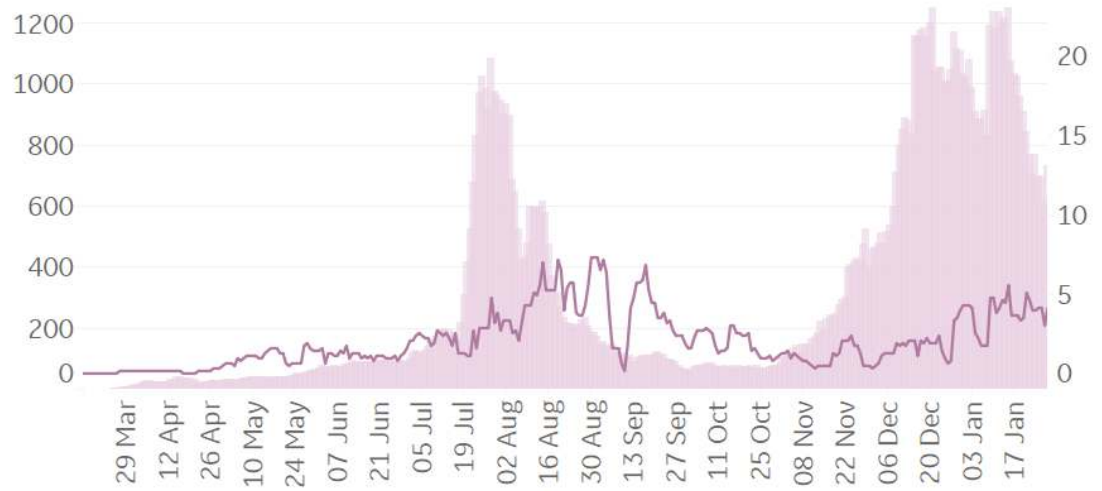
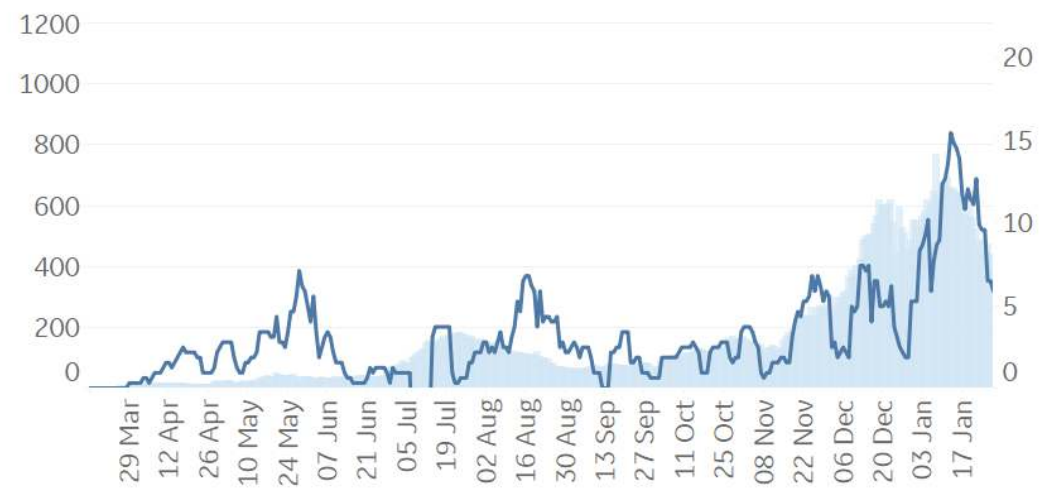
Bradford, UK

Daily New Confirmed Cases / 1M (Bars)

Daily New Deaths / 1M (Lines)

7-day Rolling Avg

7-day Rolling Avg

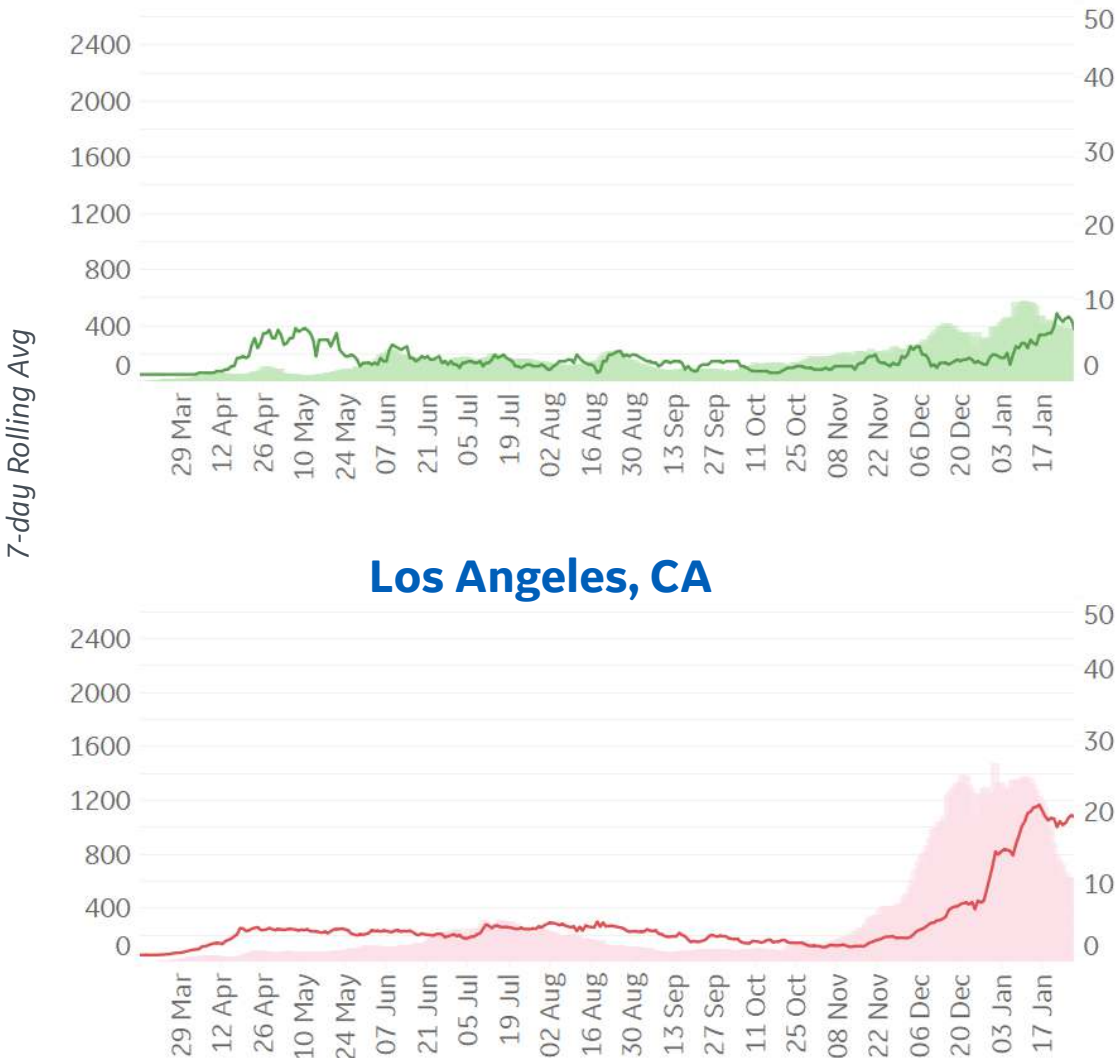




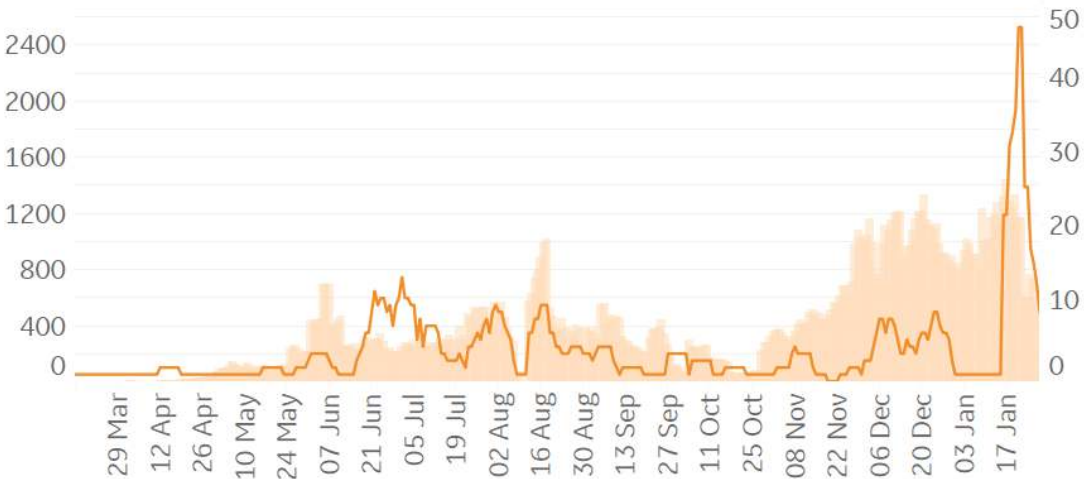
Feature: Trends in CC Ecosystem Cities

Durham, NC

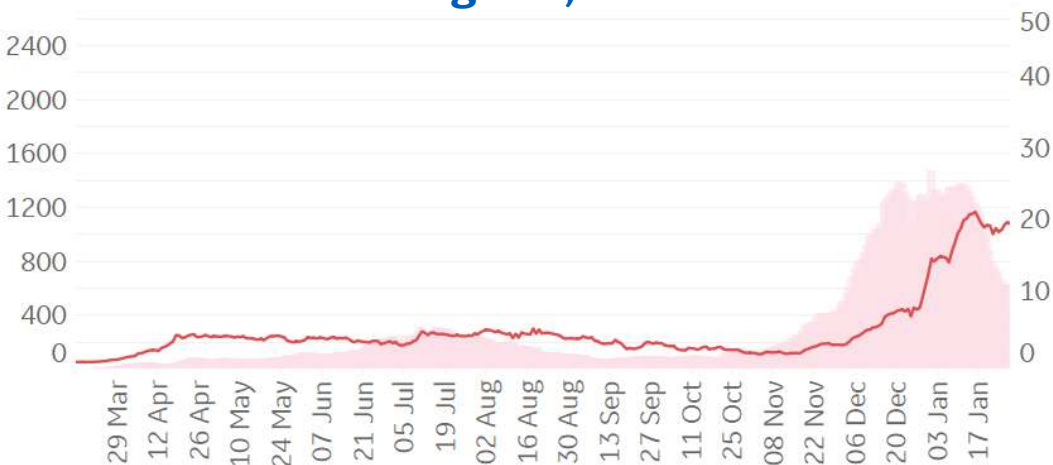
Daily New Confirmed Cases / 1M (Bars)



Hanford, CA



Los Angeles, CA



Cincinnati, OH



Daily New Deaths / 1M (Lines)

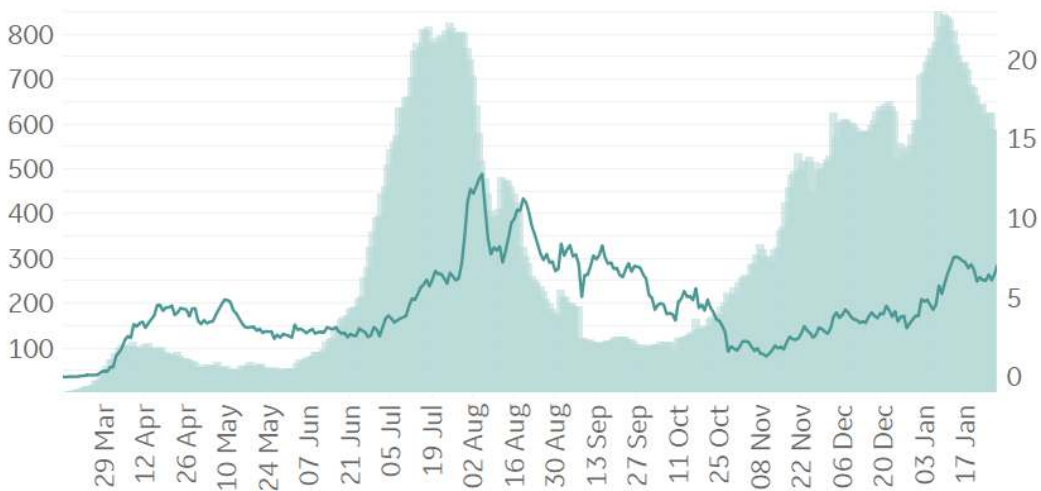
7-day Rolling Avg



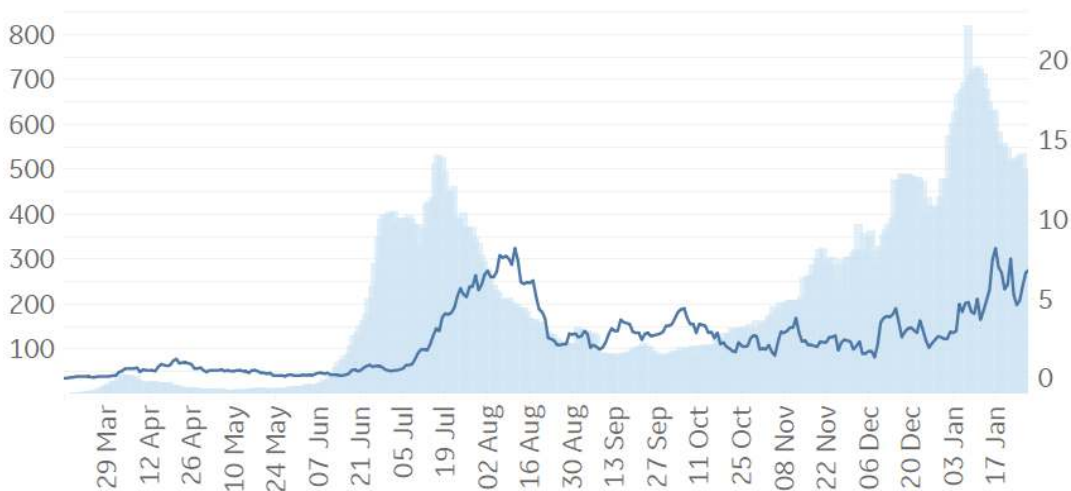
Feature: Trends in CC Ecosystem Cities

Daily New Confirmed Cases / 1M (Bars)
7-day Rolling Avg

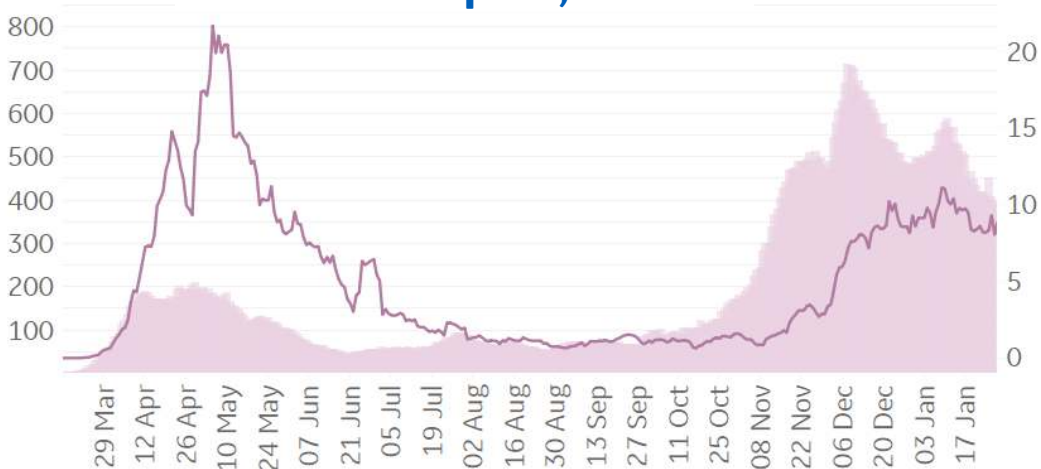
Miami, FL



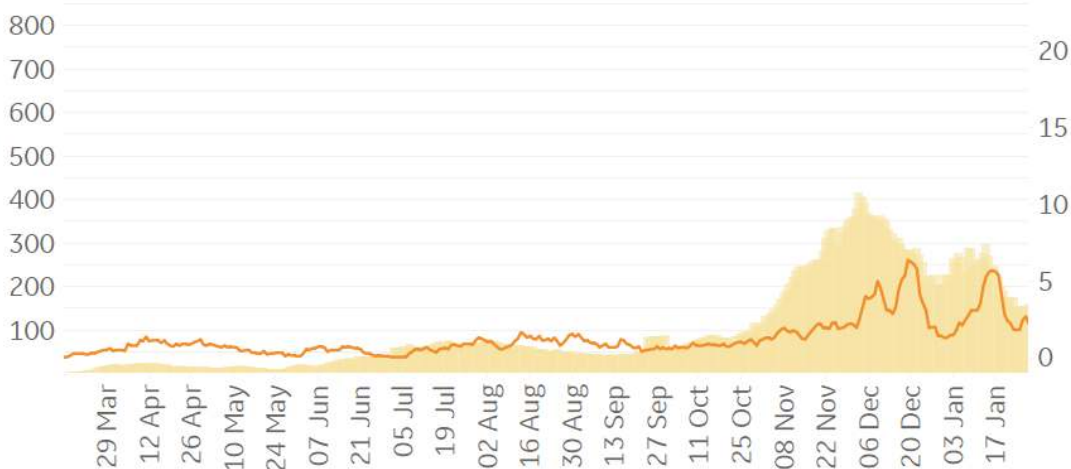
Orlando, FL



Philadelphia, PA



Portland, OR



Daily New Deaths / 1M (Lines)
7-day Rolling Avg

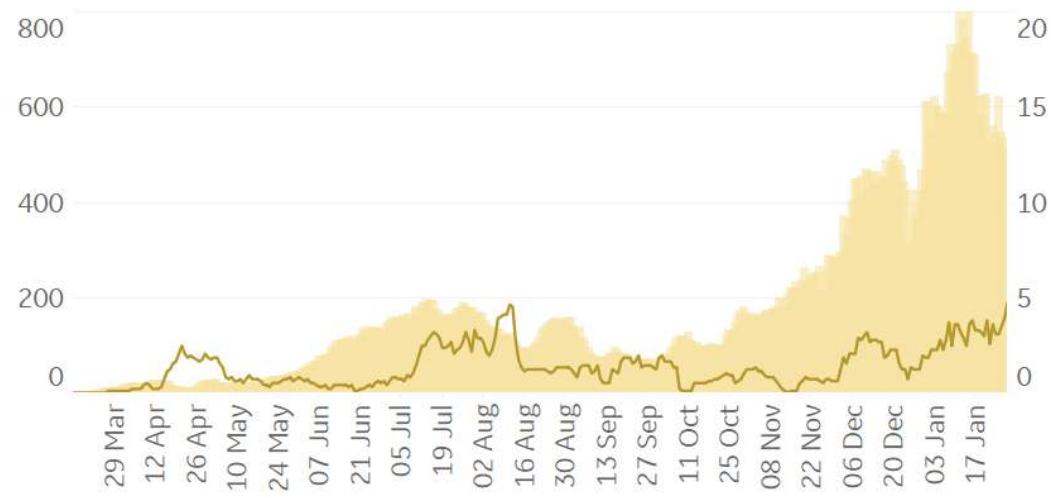


Feature: Trends in CC Ecosystem Cities

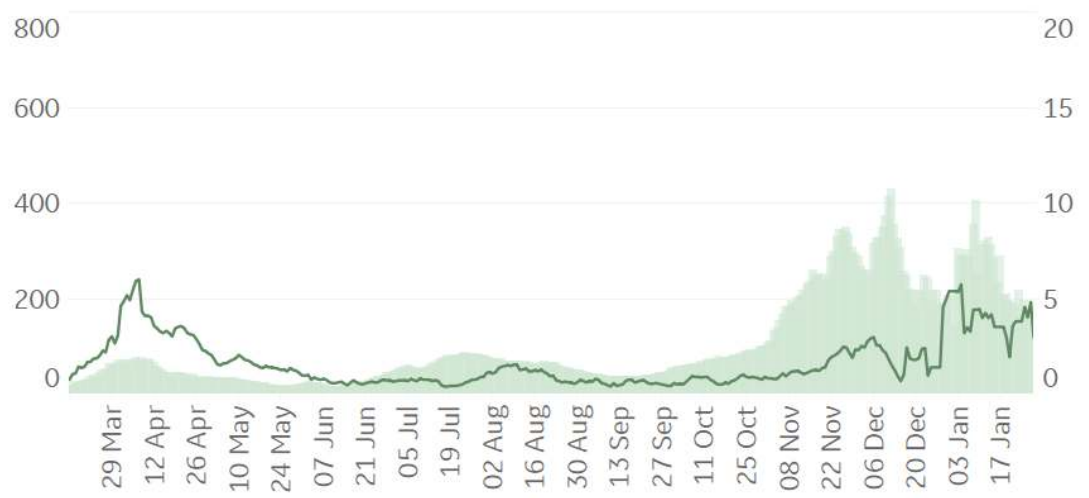
Daily New Confirmed Cases / 1M (Bars)

7-day Rolling Avg

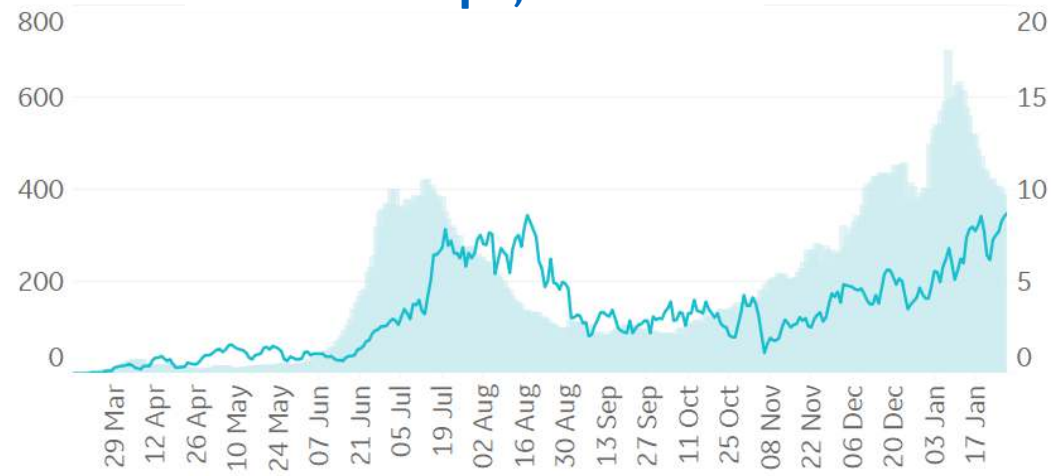
Raleigh, NC



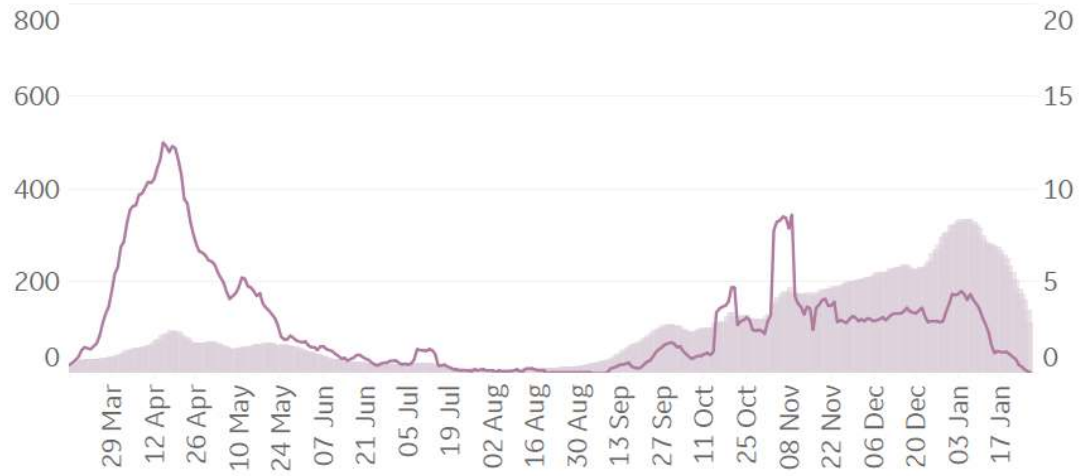
Seattle, WA



Tampa, FL



Toronto, Canada



Daily New Deaths / 1M (Lines)
7-day Rolling Avg



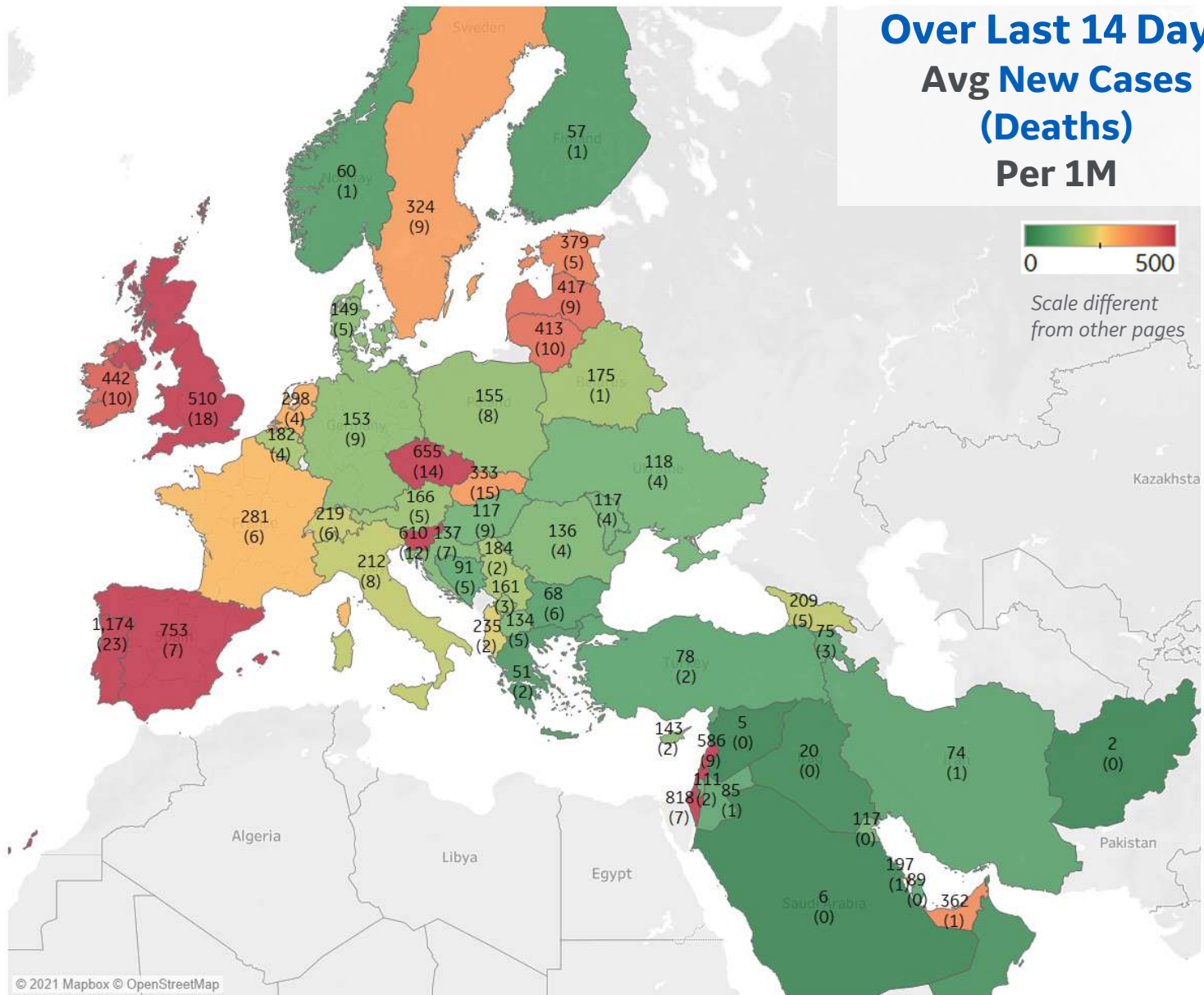
Per 1M in Region

	Today	Change
Active Cases	14,930	+1.5%
Confirmed	211 new	+0.6%
Deaths	6 new	+0.8%
Recovered	N/A new	+0%

Most Daily New Cases / 1M

Portugal	1,174
Israel	818
Spain	753
Czechia	655
Slovenia	610
Lebanon	586
UK	510
Ireland	442
Latvia	417
Lithuania	413

* Excludes regions with population < 1M



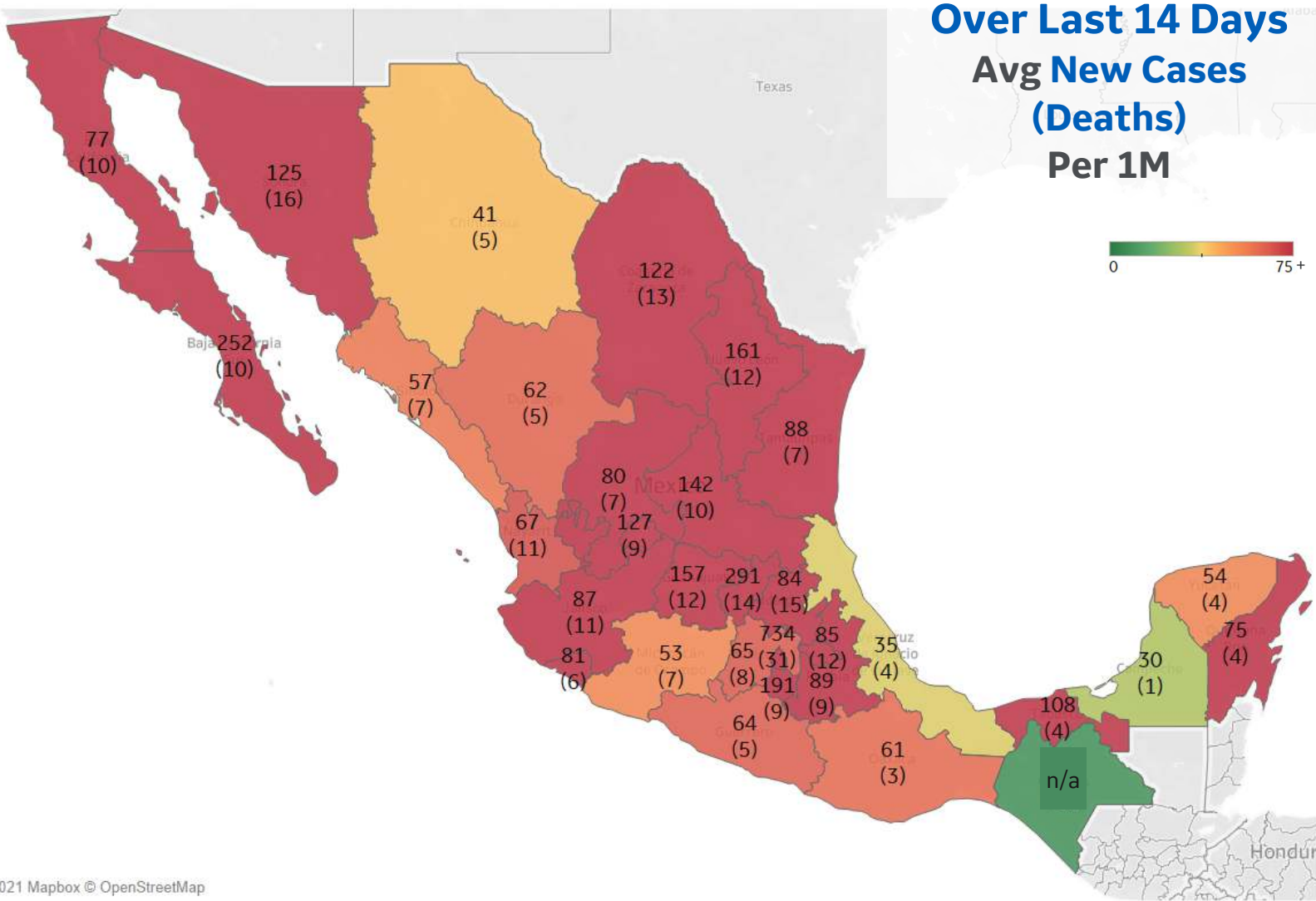


Per 1M in Region

	Today	Change
Active Cases	2,283	+1.2%
Confirmed	145 new	+1.0%
Deaths	12 new	+1.0%
Recovered	105 new	+1.0%

Most Daily New Cases / 1M

Distrito Federal	734
Querétaro	291
Baja California Sur	252
Morelos	191
Nuevo León	161
Guanajuato	157
San Luis Potosí	142
Nacional	133
Aguascalientes	127
Sonora	125

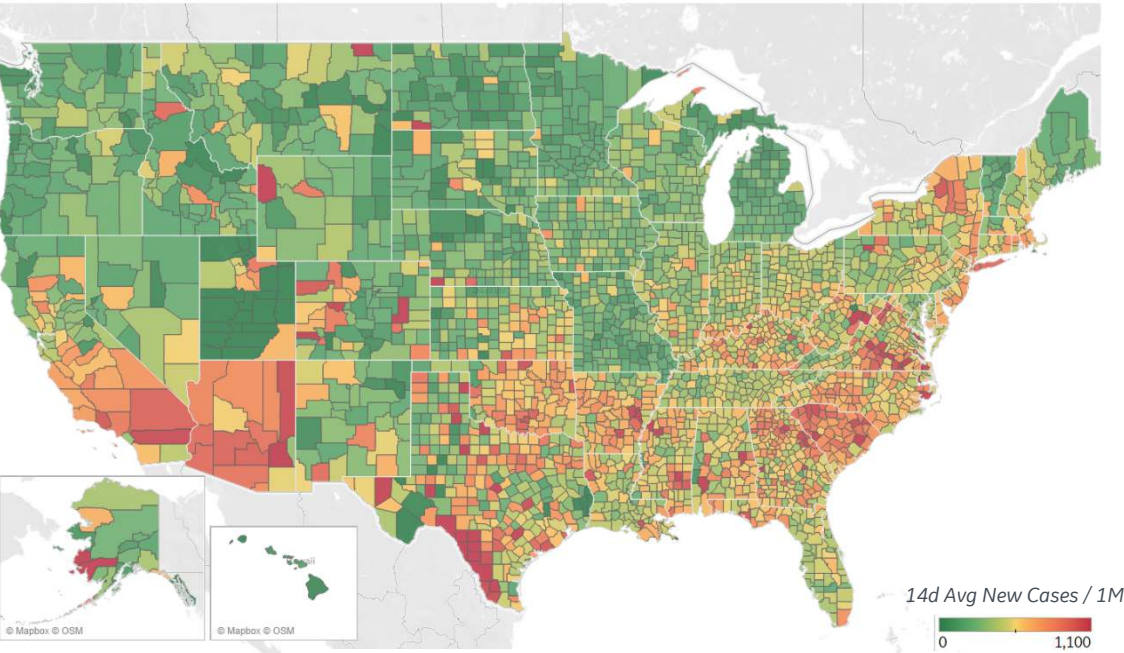




US Counties: Recent Cases and Deaths

Updated 29 Jan 2021, 3:30 GMT 19

Average New Cases per 1M Over Last 14 Days

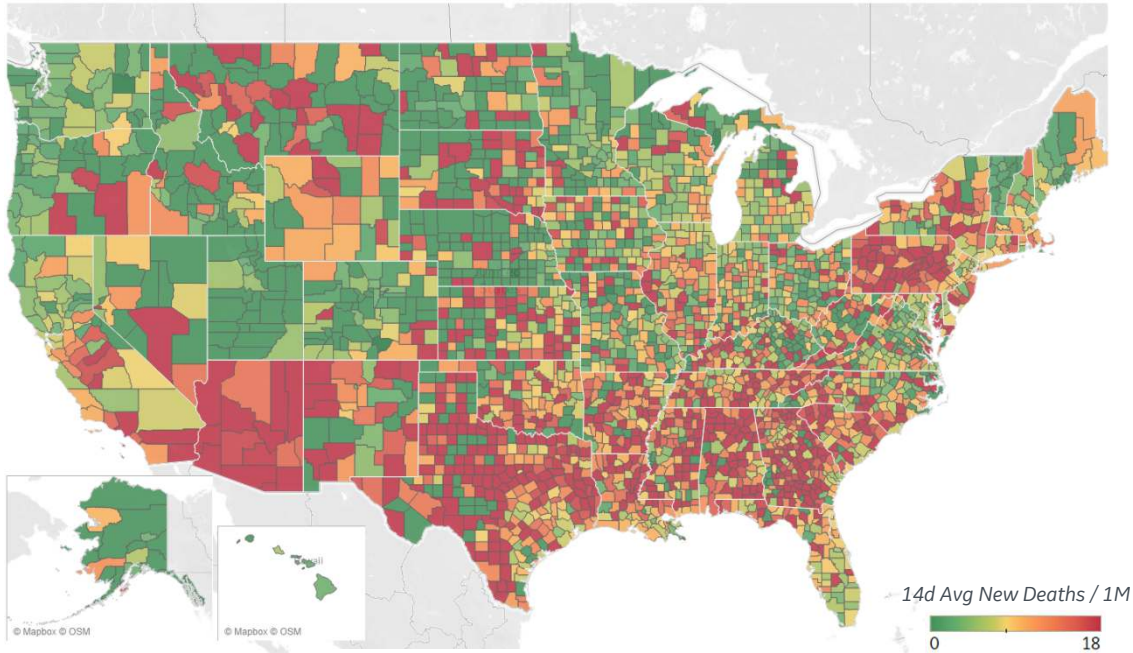


Top 10 by New Confirmed

Avg New Confirmed Cases / 1M

Webb County, TX	1,618
Riverside County, CA	1,059
Spartanburg County, SC	1,055
Greenville County, SC	1,035
Ventura County, CA	1,008
San Bernardino County, CA	972
Pinal County, AZ	969
Maricopa County, AZ	967
Galveston County, TX	964
Tarrant County, TX	955

Average New Deaths per 1M Over Last 14 Days



Top 10 by New Deaths

Avg New Deaths/ 1M

Pima County, AZ	23
Jefferson County, AL	23
Spartanburg County, SC	23
Berks County, PA	21
Los Angeles County, CA	21
Riverside County, CA	19
Cumberland County, PA	19
Lehigh County, PA	18
Luzerne County, PA	18
Pinal County, AZ	18

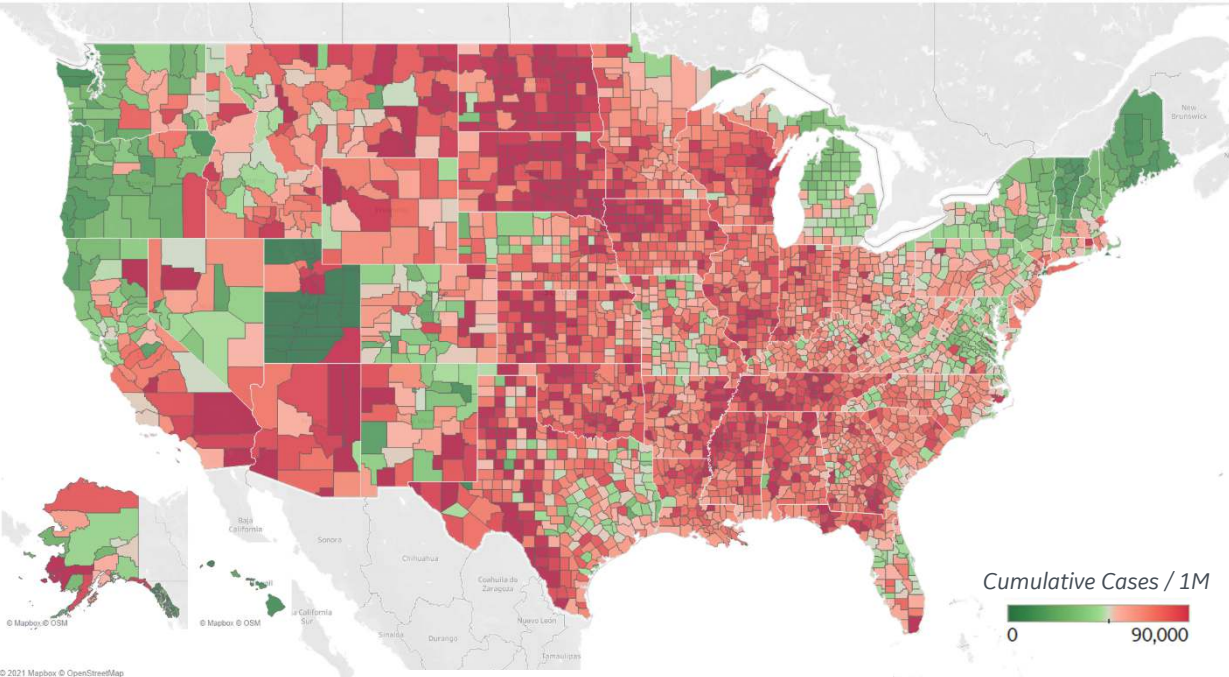
Note: Lists includes counties
≥ 250K population



US Counties: Cumulative Cases and Deaths

Updated 29 Jan 2021, 3:30 GMT 20

Confirmed **Cases** per 1M to date

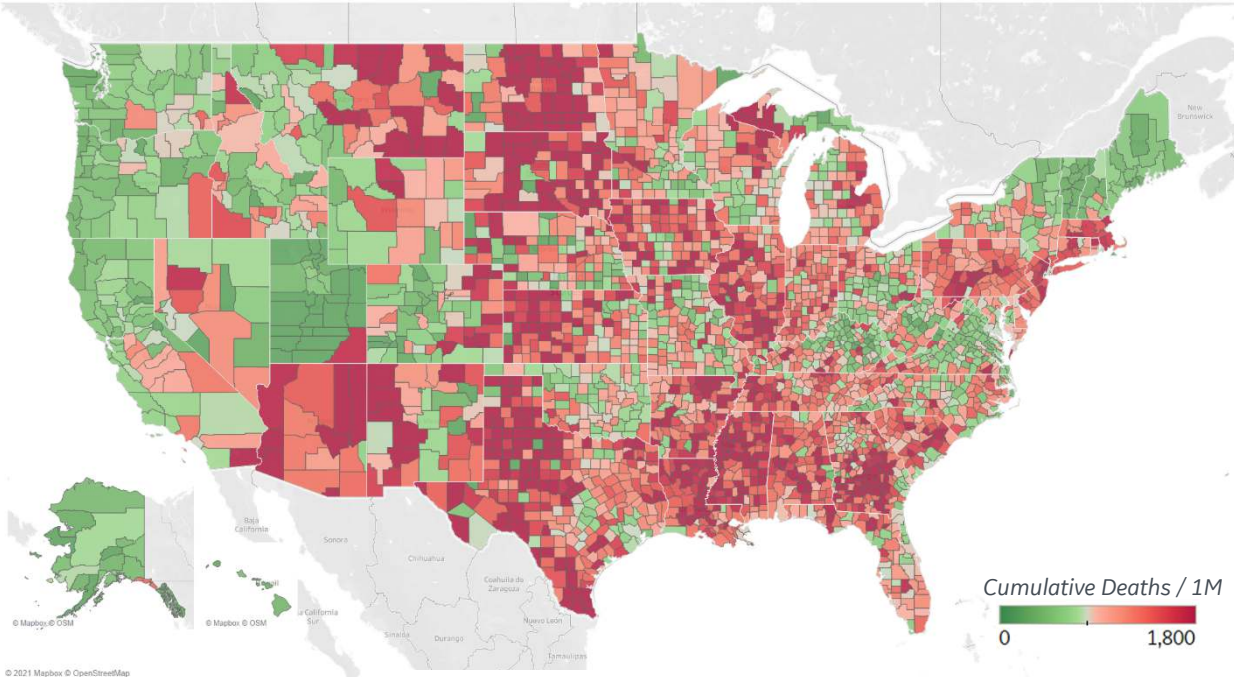


Top 10 Counties

Total Confirmed Cases / 1M

Lubbock County, TX	149,957
Webb County, TX	140,693
Miami-Dade County, FL	134,757
El Paso County, TX	133,763
Utah County, UT	131,173
San Bernardino County, CA	124,394
Brown County, WI	117,891
Providence County, RI	116,191
Salt Lake County, UT	110,811
Los Angeles County, CA	109,413

Reported **Deaths** per 1M to date



Top 10 Counties

Total Reported Deaths / 1M

New York City*	4,953
Passaic County, NJ	3,168
Essex County, NJ	3,167
Cameron County, TX	3,063
Union County, NJ	2,987
Hidalgo County, TX	2,783
Hudson County, NJ	2,759
Ocean County, NJ	2,696
Bergen County, NJ	2,640
Rockland County, NY	2,563

Note: Lists includes counties $\geq 250K$ population

* New York City counties aggregated into one reporting area



Per 1M in Region

	Today	Change
Active Cases	1,462	-1.5%
Confirmed	121 new	+0.6%
Deaths	5 new	+0.9%
Recovered	138 new	+0.8%

Most Daily New Cases / 1M

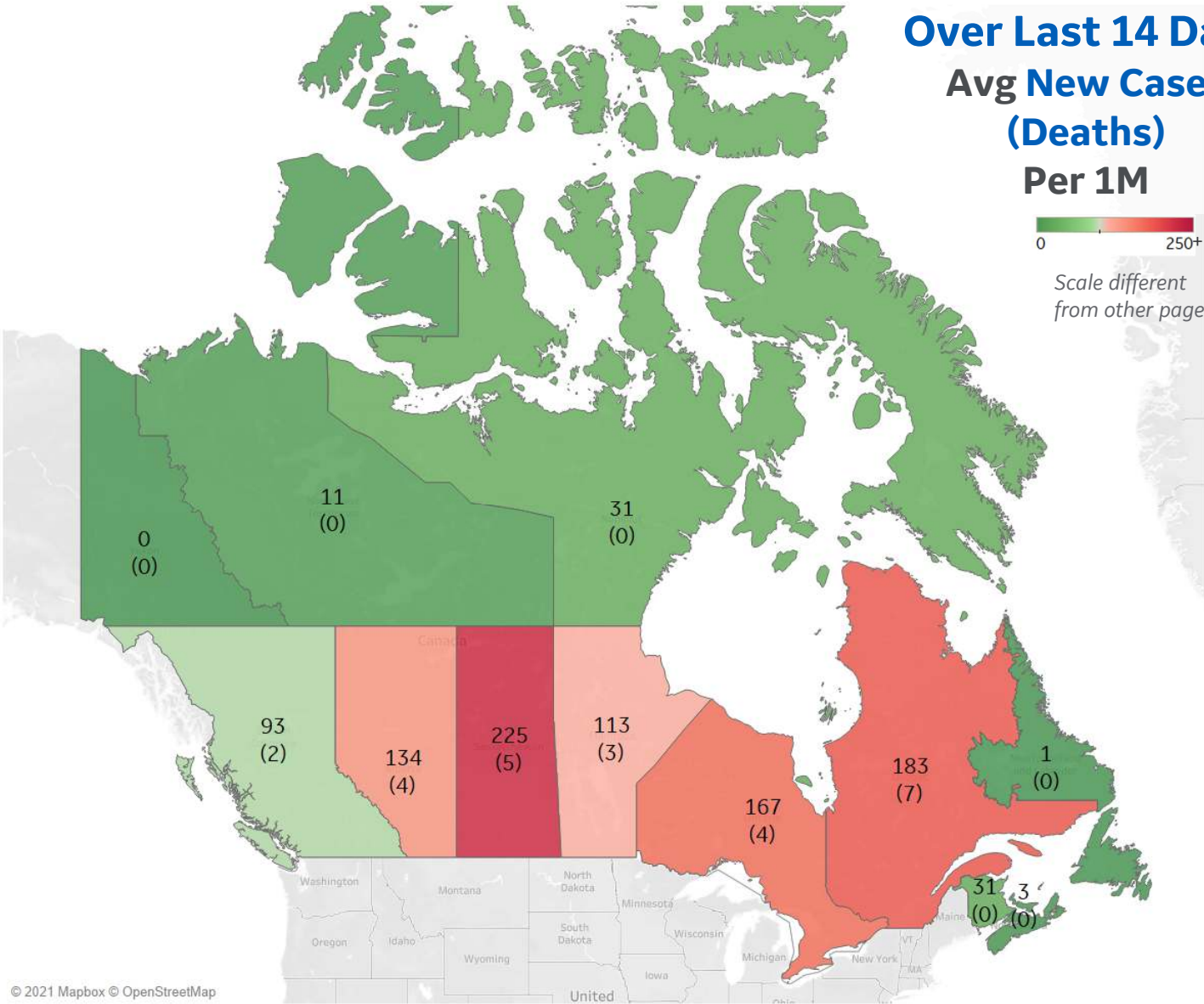
Saskatchewan	225
Quebec	183
Ontario	167
Alberta	134
Manitoba	113
British Columbia	93

* Excludes regions with population < 1M

Over Last 14 Days Avg New Cases (Deaths) Per 1M



Scale different
from other pages





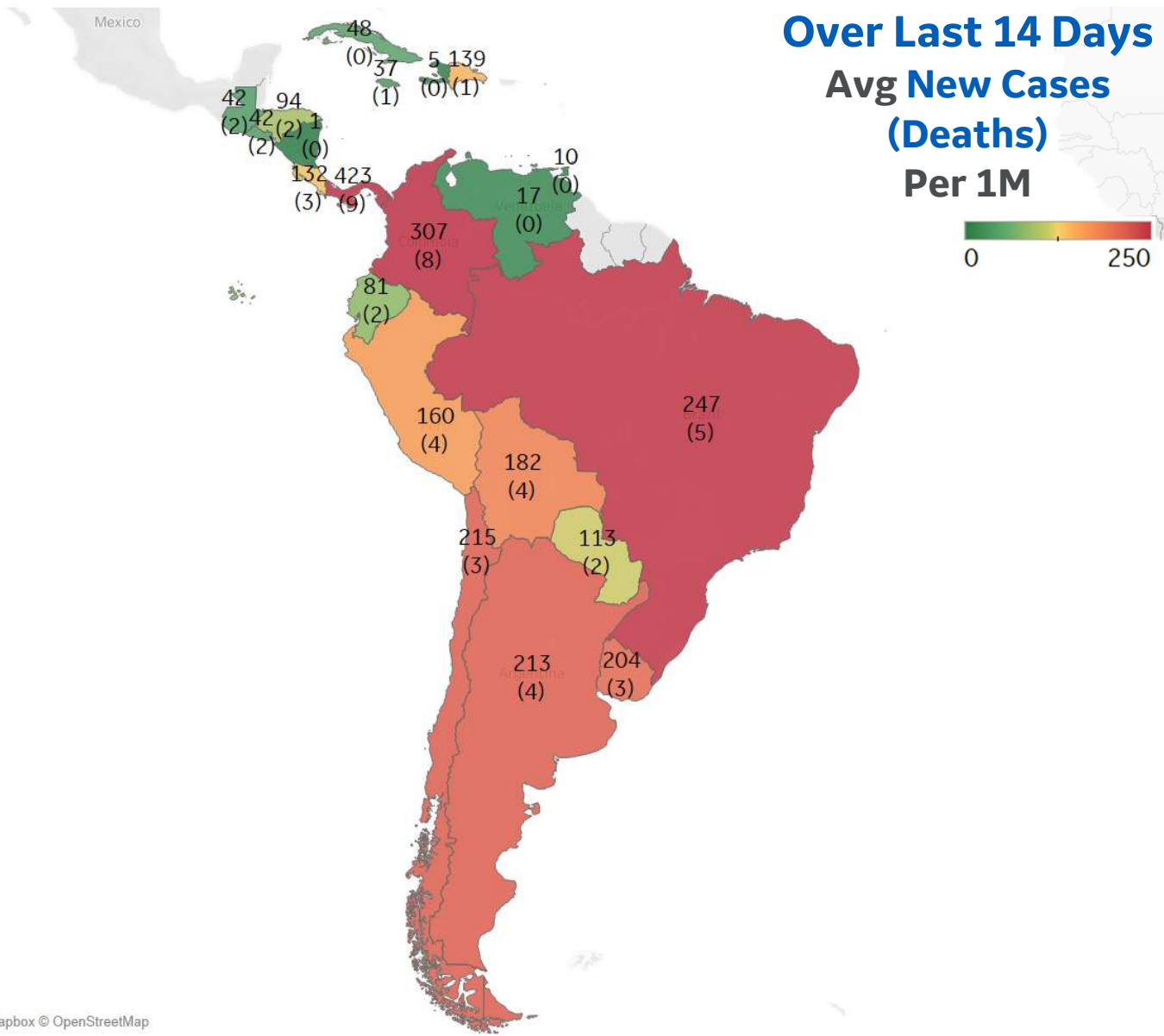
Per 1M in Region

	Today	Change
Active Cases	3,014	+3.4%
Confirmed	207 new	+0.6%
Deaths	5 new	+0.6%
Recovered	103 new	+0.4%

Most Daily New Cases / 1M

Panama	423
Colombia	307
Brazil	247
Chile	215
Argentina	213
Uruguay	204
Bolivia	182
Peru	160
Dom. Rep.	139
Costa Rica	132

* Excludes regions with population < 1M





Brazil

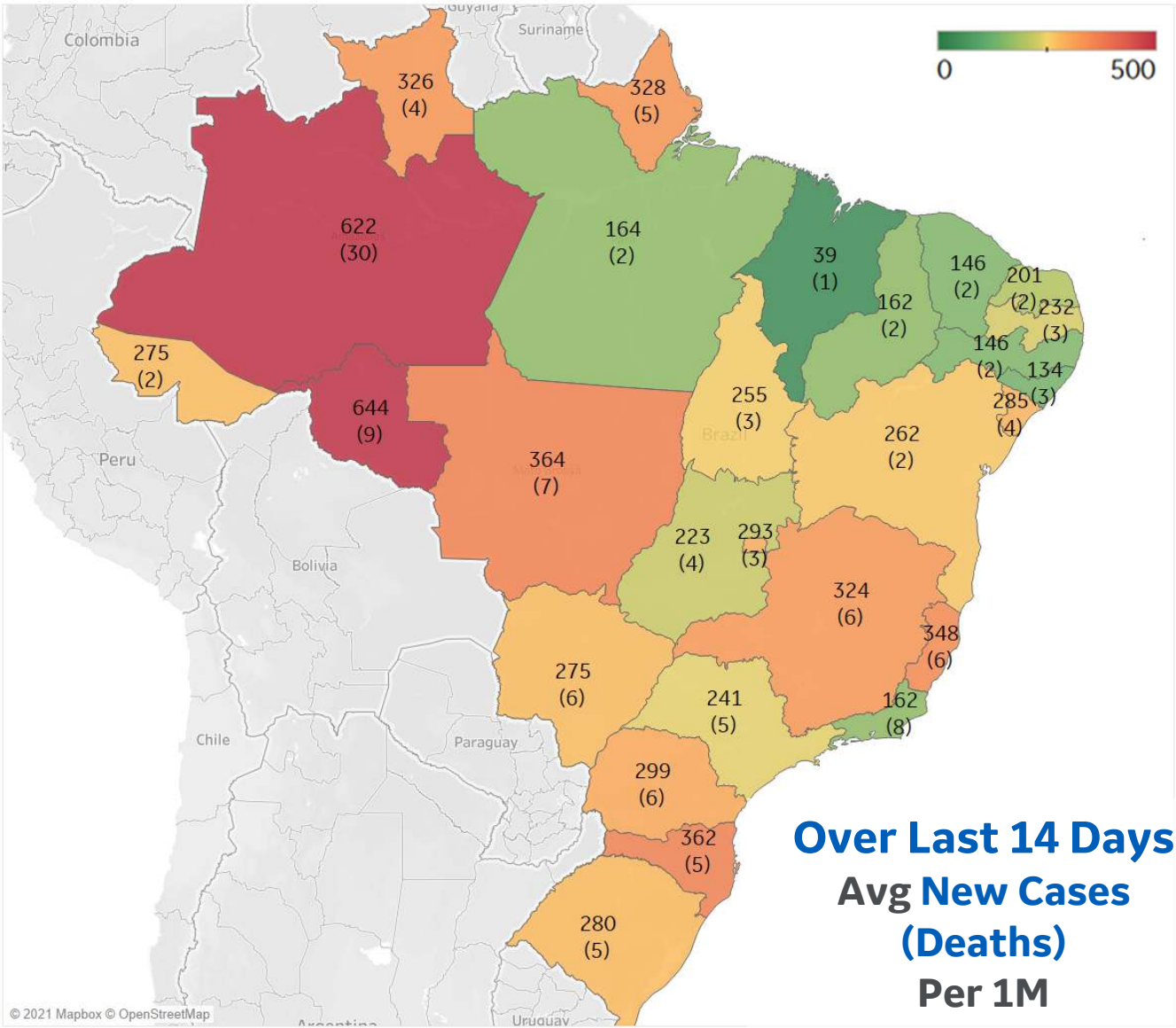
Per 1M in Region

	Today	Change
Active Cases	4,035	+5.5%
Confirmed	291 new	+0.7%
Deaths	7 new	+0.6%
Recovered	72 new	+0.2%

Most Daily New Cases / 1M

Rondônia	644
Amazonas	622
MatoGrosso	364
Santa Catarina	362
Espírito Santo	348
Minas Gerais	324
Paraná	299
Distrito Federal	293
Sergipe	285
Rio Grande do ..	280

* Excludes regions with population < 1M





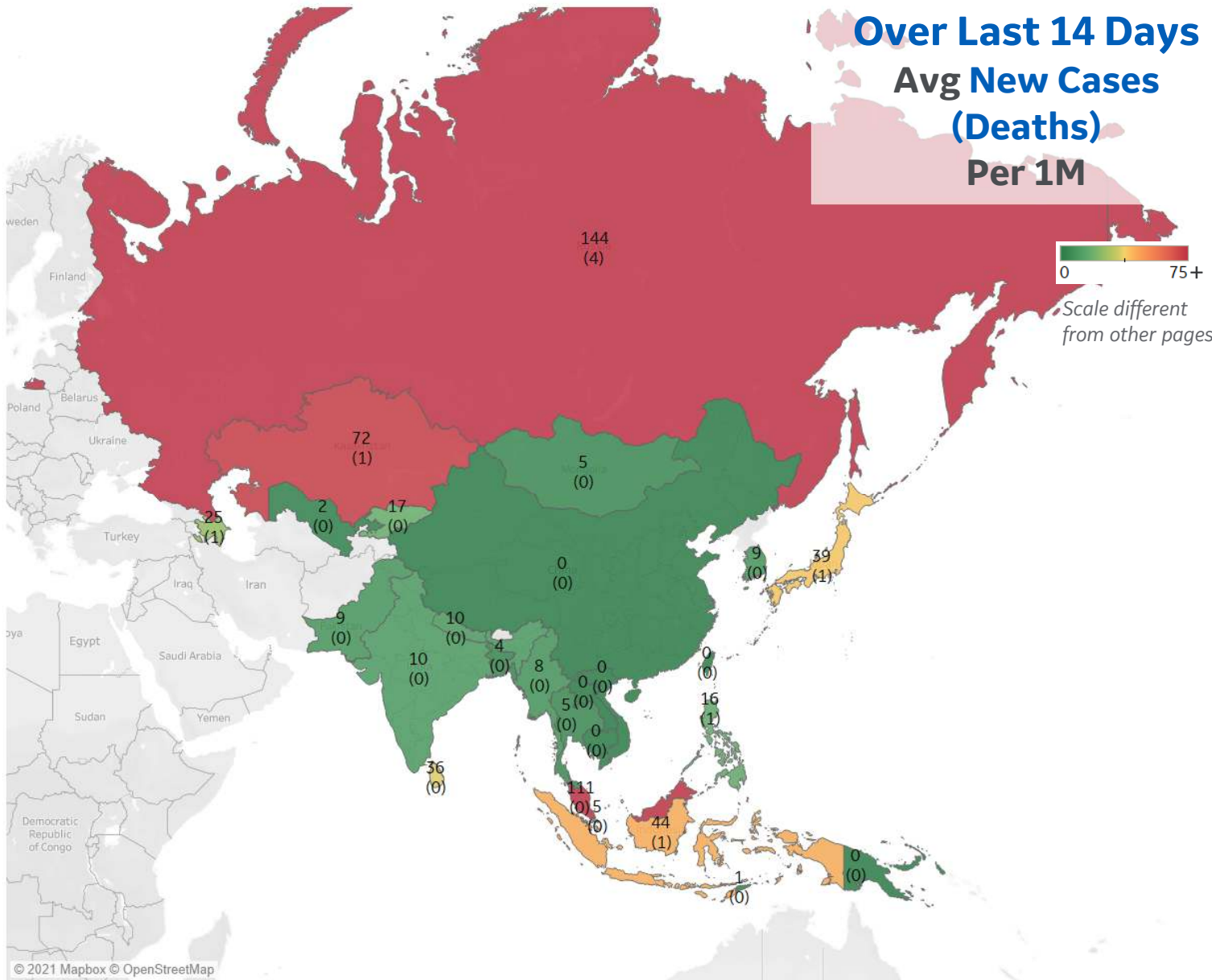
Per 1M in Region

	Today	Change
Active Cases	257	-0.9%
Confirmed	16 new	+0.4%
Deaths	0.3 new	+0.5%
Recovered	18 new	+0.4%

Most Daily New Cases / 1M

Russia	144
Malaysia	111
Kazakhstan	72
Indonesia	44
Japan	39
Sri Lanka	36
Azerbaijan	25
Kyrgyzstan	17
Philippines	16
India	10

* Excludes regions with population < 1M



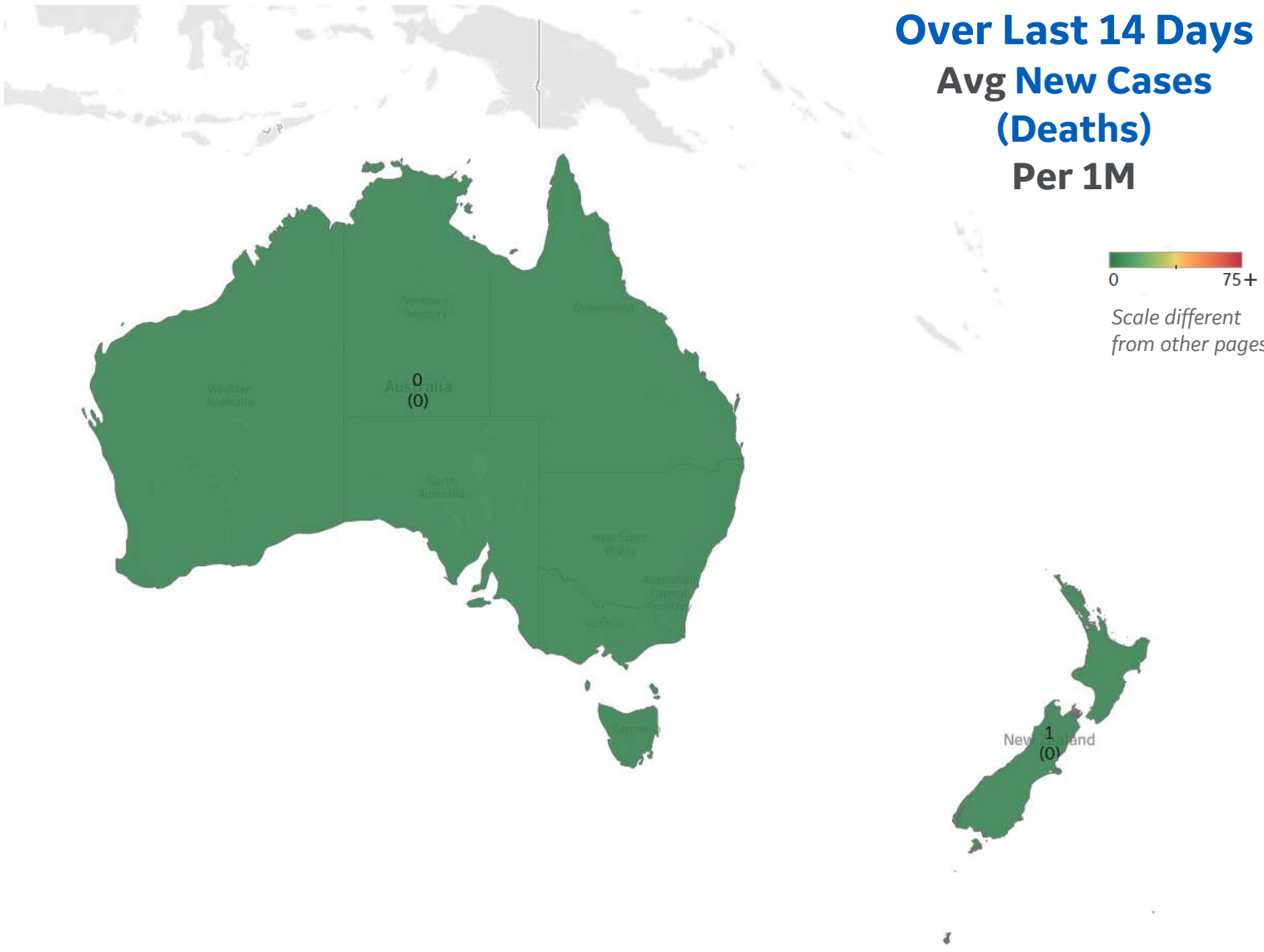


Per 1M in Region

	Today	Change
Active Cases	62	+0%
Confirmed	0 new	+0%
Deaths	0 new	+0%
Recovered	0 new	+0%

Most Daily New Cases / 1M

New Zealand	1
Australia	0





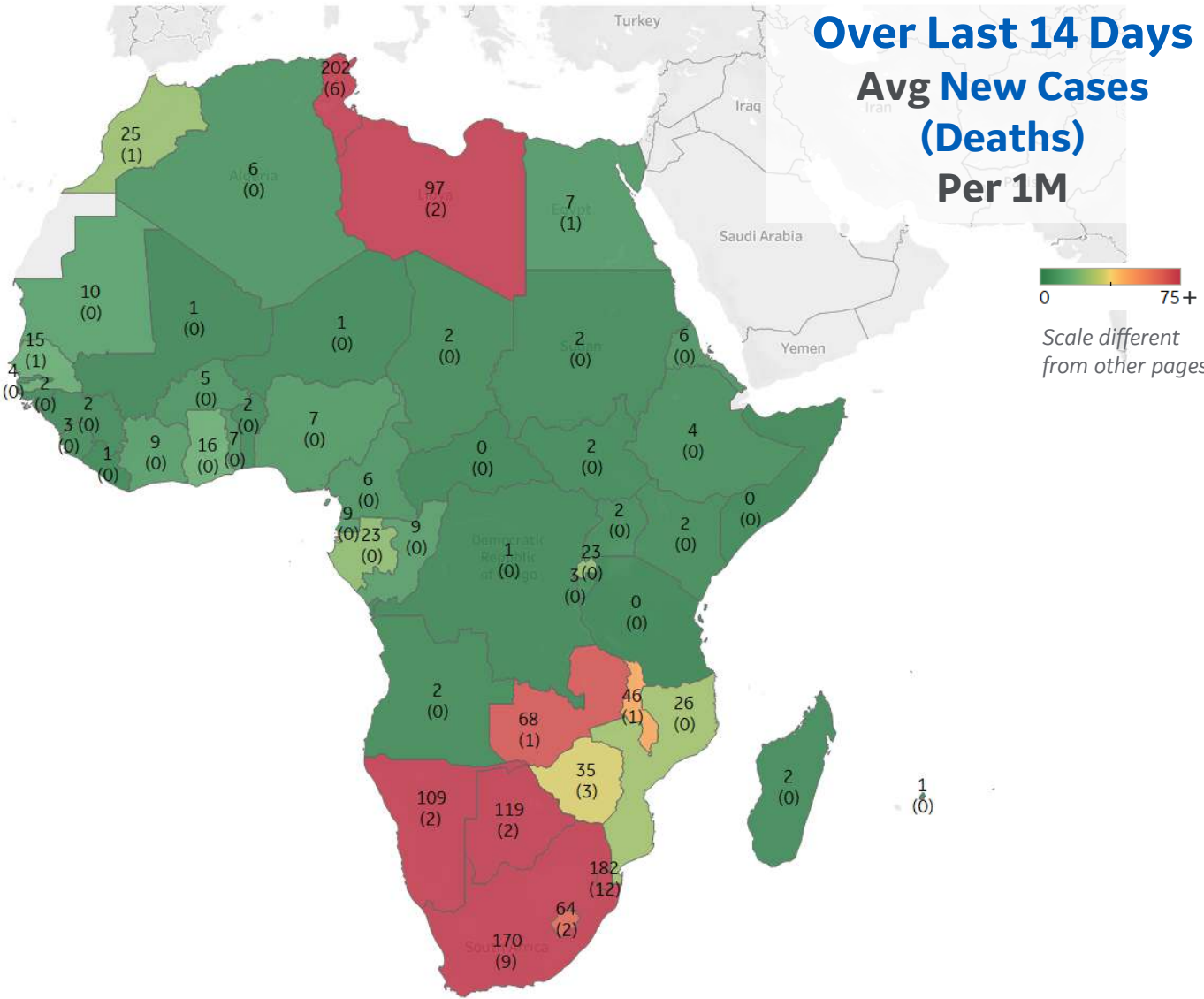
Per 1M in Region

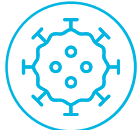
	Today	Change
Active Cases	327	+0.1%
Confirmed	16 new	+0.6%
Deaths	1.0 new	+1.1%
Recovered	14 new	+0.6%

Most Daily New Cases / 1M

Tunisia	202
Eswatini	182
South Africa	170
Botswana	119
Namibia	109
Libya	97
Zambia	68
Lesotho	64
Malawi	46
Zimbabwe	35

* Excludes regions with population < 1M





** Per 1M = Per 1 Million Population unless otherwise noted

Johns Hopkins Coronavirus Resource Center:

<https://coronavirus.jhu.edu/map.html>

Worldometer Coronavirus Reporting:

<https://www.worldometers.info/coronavirus/>

Public Health England:

<https://www.gov.uk/government/publications/covid-19-track-coronavirus-cases>

US Department of Homeland Security, Homeland Infrastructure Foundation-Level Data:

<https://hifld-geoplatform.opendata.arcgis.com/datasets/hospitals>

City of New York, NYC Health:

<https://www1.nyc.gov/site/doh/covid/covid-19-data.page>

Chicago Coronavirus Latest Data:

<https://www.chicago.gov/city/en/sites/covid-19/home/latest-data.html>

National Health Commission of the PRC:

<http://www.nhc.gov.cn/xcs/yqtb/202003/bf66696029ba420098164607240074f8.shtml>

CDC, Severe Outcomes Among Patients with Coronavirus Disease 2019 (COVID-19):

<https://www.cdc.gov/mmwr/volumes/69/wr/mm6912e2.htm>

Italian Department of Civil Protection, COVID Monitoring:

<http://opendatadpc.maps.arcgis.com/apps/opsdashboard/index.html#/b0c68bce2cce478eaac82fe38d4138b1>

The COVID Tracking Project:

<https://covidtracking.com/data/>

UK Office for National Statistics:

<https://www.ons.gov.uk/peoplepopulationandcommunity/birthsdeathsandmarriages/deaths/bulletins/deathsregisteredweeklyinenglandandwalesprovisional/weekending24april2020>

COVID-19 Information for Switzerland:

<https://www.corona-data.ch/>

European Centre for Disease Prevention and Control:

<https://www.ecdc.europa.eu/en/publications-data/download-data-hospital-and-icu-admission-rates-and-current-occupancy-covid-19>

Worldwide Survival Rate, last 30d calculation =

$$\frac{[(Total\ Confirmed - Total\ Confirmed\ 30d\ ago) - (Total\ Deaths - Total\ Deaths\ 30d\ ago)]}{(Total\ Confirmed - Total\ Confirmed\ 30d\ ago)}$$

Secretary of Health, Mexico:

<https://www.gob.mx/salud/en>

OECD Economic Outlooks, Statistics:

https://www.oecd-ilibrary.org/economics/data/oecd-economic-outlook-statistics-and-projections_eo-data-en

Public Health Authority of Sweden:

<https://www.folkhalsomyndigheten.se/smittskydd-beredskap/utbrott/aktuella-utbrott/covid-19/bekraftade-fall-i-sverige>

CDC Provisional COVID19 Deaths Counts

<https://data.cdc.gov/NCHS/Provisional-COVID-19-Death-Counts-by-Sex-Age-and-S/9bhg-hcku>

Canada Regional Data:

<https://health-infobase.canada.ca/covid-19/epidemiological-summary-covid-19-cases.html#fn1>

Canada Regional Populations (Q4 2019):

<https://www150.statcan.gc.ca/t1/tbl1/en/tv.action?pid=1710000901>

CDC COVID Data Tracker:

<https://covid.cdc.gov/covid-data-tracker/#vaccinations>

Oxford Government Response Tracker:

<https://www.bsg.ox.ac.uk/research/research-projects/coronavirus-government-response-tracker>

Bloomberg COVID Vaccine Tracker:

<https://www.bloomberg.com/graphics/covid-vaccine-tracker-global-distribution/>

OECD: Quarterly National Accounts, Quarterly GDP

<https://stats.oecd.org/Index.aspx?DataSetCode=QNA>

US Bureau of Economic Analysis, State Quarterly Changes in Unemployment:

<https://www.bls.gov/news.release/archives/>

US Bureau of Economic Analysis, Quarterly Changes in GDP:

<https://www.bea.gov/data/gdp/gdp-state>