



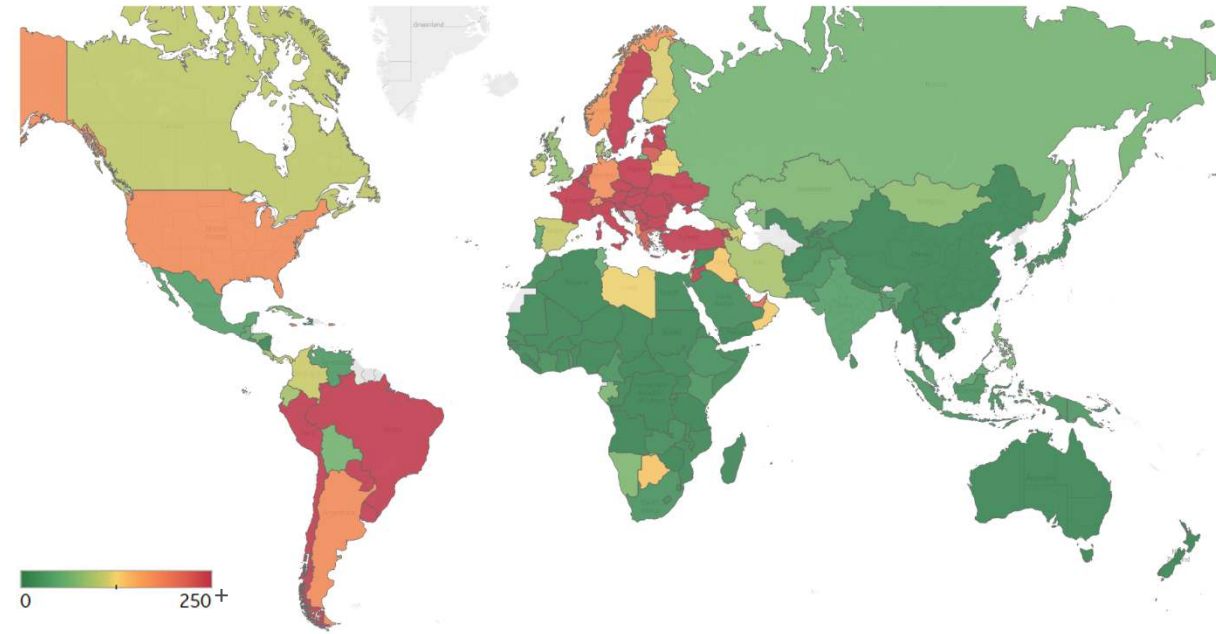
Global Confirmed & Active Cases

Trend since 22 Jan 2020



Avg. Daily New Cases / 1M

Over the last 14 days



Per 1M:	New Today	Change from 30 days ago
Active	16	+11%
Confirmed	59	+12%
Deaths	1	+11%
Recovered	43	+13%
	To Date	Last 30 Days
Worldwide Survival Rate	97.8%	98.1%

Worldwide Survival Rate = (Confirmed - Deaths) / (Confirmed) in a given time period



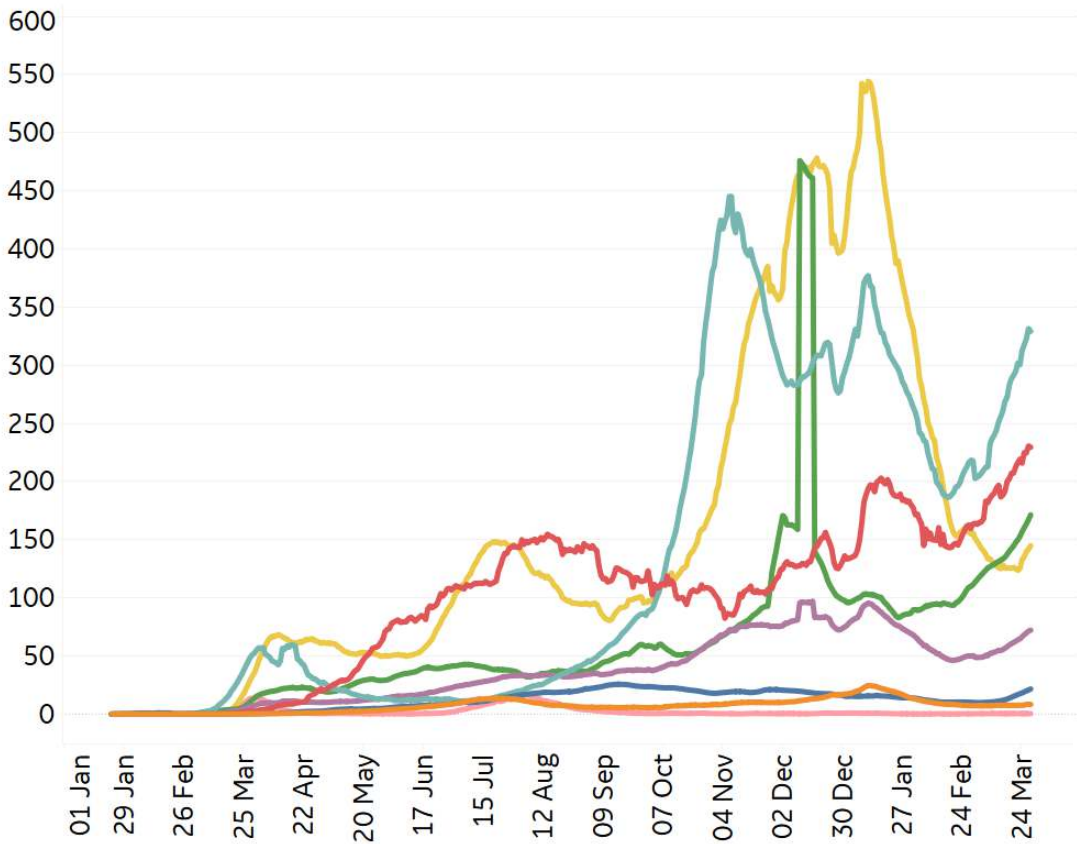
New Confirmed Cases & New Deaths

Updated 29 Mar 2021, 3:30 GMT 2

Key **World** **North America** **Europe** **Middle East** **Cent & South America** **Asia** **Africa** **Oceania**

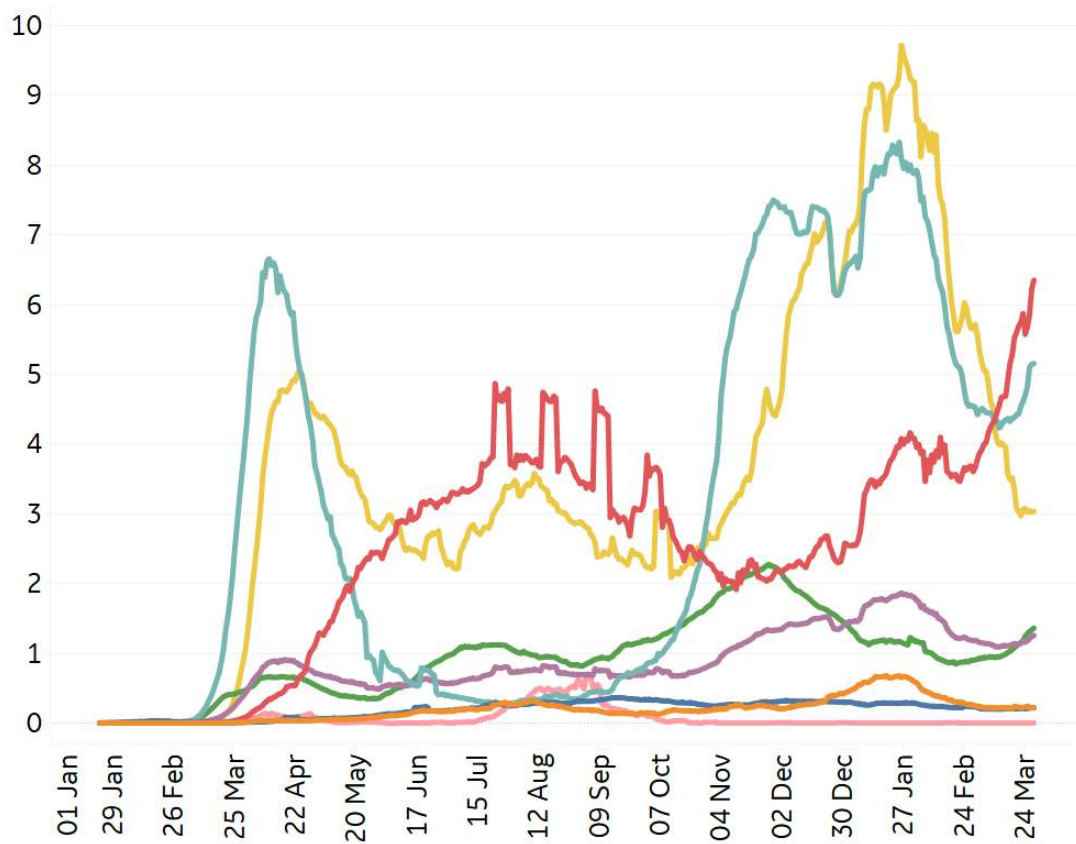
New Confirmed Cases / 1M

7-day rolling average



New Deaths / 1M

7-day rolling average



*Large jump in Middle East confirmed cases due to batched reporting of 823,225 new cases in **Turkey** on 10 Dec



Top 50 Countries: Per 1M



1 - 25

	Average over last 7 days		Total Since 22 Jan			Change from 14d Ago in 14 day avg of daily new	
	New Confirmed	New Deaths	Total Confirmed	Estimated Recovered	Total Deaths	Confirmed	Deaths
Czechia	607	16	141,473	128,229	2,416	-29%	-8%
Hungary	921	25	65,615	51,398	2,067	34%	53%
Belgium	416	2	75,132	67,766	1,976	70%	25%
Slovenia	457	3	102,301	94,450	1,933	20%	-14%
Bos. and Herz.	466	19	49,388	41,435	1,896	78%	106%
UK	77	1	64,034	61,056	1,868	-9%	-60%
Bulgaria	521	14	47,313	38,260	1,829	59%	30%
Italy	368	7	58,418	51,524	1,785	4%	30%
North Macedo..	518	14	60,929	52,305	1,764	45%	96%
Slovakia	237	12	65,556	60,078	1,739	-31%	-28%
US	191	3	91,426	87,279	1,660	4%	-35%
Portugal	40	1	80,458	78,204	1,651	-37%	-58%
Spain	131	6	69,625	66,489	1,604	1577%	-12%
Peru	275	6	46,400	41,141	1,561	45%	3%
Brazil	361	12	58,970	52,555	1,469	13%	46%
France	576	5	70,567	61,849	1,452	50%	4%
Croatia	333	4	65,092	59,716	1,435	100%	43%
Panama	94	2	82,007	79,221	1,414	-15%	-29%
Poland	726	10	59,477	49,007	1,371	72%	38%
EU	373	6	59,082	52,786	1,368	35%	9%
Sweden	506	2	77,235	69,225	1,327	22%	-20%
Lithuania	259	4	78,589	74,141	1,304	37%	2%
Colombia	128	3	46,828	44,026	1,237	55%	32%
Argentina	199	3	51,080	47,356	1,227	28%	4%
Romania	293	7	48,687	43,487	1,201	33%	44%

26 - 50

	Average over last 7 days		Total Since 22 Jan			Change from 14d Ago in 14 day avg of daily new	
	New Confirmed	New Deaths	Total Confirmed	Estimated Recovered	Total Deaths	Confirmed	Deaths
Moldova	407	9	56,153	49,489	1,197	16%	30%
Chile	339	4	51,121	45,425	1,190	30%	-2%
Switzerland	192	1	68,428	64,745	1,190	37%	29%
Armenia	318	6	64,226	59,030	1,169	89%	232%
Austria	354	3	59,565	53,774	1,028	26%	23%
Latvia	275	4	53,568	48,724	996	-4%	-26%
Kosovo	300	5	45,614	40,242	981	6%	28%
Netherlands	442	2	74,210	67,486	969	42%	-21%
Ireland	114	2	47,499	44,975	945	9%	-39%
Georgia	101	2	70,266	67,994	940	26%	-25%
Lebanon	450	7	67,550	60,414	893	-2%	4%
Albania	146	4	43,135	40,053	768	-35%	-34%
Ukraine	321	7	38,747	33,759	768	61%	54%
Israel	69	2	96,115	93,904	715	-70%	-33%
Estonia	886	9	78,121	63,277	654	-2%	15%
Jordan	754	9	57,758	46,113	642	31%	87%
Serbia	562	4	67,012	58,494	594	21%	71%
Costa Rica	92	1	42,240	40,471	575	28%	11%
West Bank an..	401	5	51,753	45,244	565	6%	38%
Denmark	62	0	39,485	37,764	417	-18%	-23%
Bahrain	492	1	83,361	76,687	301	26%	-17%
Kuwait	307	2	53,459	48,761	301	1%	28%
UAE	214	1	46,024	42,962	150	-17%	-51%
Qatar	202	1	61,705	58,995	99	14%	125%
Total World	72	1	16,418	15,115	359	28%	6%

Change from 14d ago:
Compares 14d-avgs. of Daily New Cases/Deaths
today with 14d-avgs. from 14d ago

Estimated Recovered: Cases 14d ago - Deaths today

In the last week, cases in **Hungary** grew 9% while deaths grew 8%
(+5,322 cases / 1M; +155 deaths / 1M)

Top 50 countries selected by Cases / 1M
Sorted by Total Deaths / 1M
Excluded countries with population < 1M



Top 50 Countries: Raw Volume

Updated 29 Mar 2021, 3:30 GMT

4

1 - 25

	Average over last 7 days		Total Since 22 Jan			Change from 14d Ago in 14 day avg of daily new	
	New Confirmed	New Deaths	Total Confirmed	Estimated Recovered	Total Deaths	Confirmed	Deaths
EU	166,220	2,555	26,306,369	23,503,062	609,068	35%	9%
US	63,239	970	30,262,377	28,889,440	549,335	4%	-35%
Brazil	76,636	2,595	12,534,688	11,171,164	312,206	13%	46%
Mexico	4,397	512	2,226,550	1,964,667	201,623	-24%	-23%
India	56,223	268	12,039,644	11,223,496	161,843	140%	99%
UK	5,260	63	4,347,013	4,144,876	126,834	-9%	-60%
Italy	22,240	427	3,532,057	3,115,209	107,933	4%	30%
Russia	8,899	381	4,469,327	4,245,258	96,123	-11%	-5%
France	37,584	332	4,606,185	4,037,120	94,754	50%	4%
Germany	16,379	172	2,784,652	2,502,883	75,959	60%	-25%
Spain	6,142	300	3,255,324	3,108,694	75,010	1577%	-12%
Colombia	6,500	132	2,382,730	2,240,189	62,955	55%	32%
Iran	7,801	86	1,855,674	1,684,556	62,397	-6%	1%
Argentina	8,975	129	2,308,597	2,140,273	55,449	28%	4%
South Africa	1,083	79	1,545,431	1,476,757	52,663	0%	0%
Poland	27,492	369	2,250,991	1,854,748	51,884	72%	38%
Peru	9,079	182	1,529,882	1,356,494	51,469	45%	3%
Indonesia	5,129	128	1,496,085	1,379,006	40,449	-10%	-10%
Ukraine	14,052	294	1,694,568	1,476,412	33,571	61%	54%
Turkey	27,864	145	3,208,173	2,848,314	31,076	85%	73%
Czechia	6,497	172	1,515,029	1,373,204	25,874	-29%	-8%
Romania	5,643	129	936,618	836,595	23,114	33%	44%
Belgium	4,822	27	870,757	785,386	22,897	70%	25%
Canada	4,430	28	970,065	891,740	22,855	29%	-14%
Chile	6,472	68	977,243	868,356	22,754	30%	-2%

26 - 50

	Average over last 7 days		Total Since 22 Jan			Change from 14d Ago in 14 day avg of daily new	
	New Confirmed	New Deaths	Total Confirmed	Estimated Recovered	Total Deaths	Confirmed	Deaths
Hungary	8,895	244	633,861	496,518	19,972	34%	53%
Portugal	411	10	820,407	797,420	16,837	-37%	-58%
Ecuador	1,698	41	324,482	285,483	16,738	39%	18%
Netherlands	7,567	28	1,271,580	1,156,368	16,607	42%	-21%
Pakistan	4,092	56	659,116	593,197	14,256	98%	12%
Iraq	5,505	29	832,428	743,972	14,212	18%	34%
Sweden	5,107	20	780,018	699,125	13,402	22%	-20%
Philippines	8,300	29	721,892	608,328	13,170	122%	-33%
Bulgaria	3,619	99	328,753	265,847	12,710	59%	30%
Switzerland	1,658	12	592,217	560,345	10,300	37%	29%
Slovakia	1,292	65	357,910	328,007	9,496	-31%	-28%
Austria	3,187	26	536,465	484,312	9,256	26%	23%
Japan	1,718	33	468,346	438,237	9,050	39%	-34%
Bangladesh	3,548	31	595,714	548,491	8,904	243%	162%
Morocco	421	4	494,659	480,139	8,798	8%	-25%
Saudi Arabia	472	6	388,325	375,757	6,650	18%	14%
Jordan	7,694	97	589,316	470,499	6,554	31%	87%
Israel	593	13	831,924	812,792	6,185	-70%	-33%
Panama	407	8	353,839	341,819	6,100	-15%	-29%
Lebanon	3,071	48	461,062	412,352	6,096	-2%	4%
Serbia	4,911	37	585,506	511,087	5,190	21%	71%
Belarus	1,177	9	318,681	300,104	2,219	9%	4%
UAE	2,120	6	455,197	424,916	1,481	-17%	-51%
Malaysia	1,272	3	341,944	322,508	1,255	-21%	-44%
Total World	558,757	9,715	127,185,164	117,091,325	2,783,800	28%	6%

*Change from 14d ago:
Compares 14d-avgs. of Daily New Cases/Deaths today with 14d-avgs. from 14d ago

Estimated Recovered: Cases 14d ago - Deaths today

Confirmed cases in **India** have surpassed 12M

Top 50 countries selected by Total Cases
Sorted by Raw Total Deaths
Excluded countries with population < 1M

N/A** due to inconsistent reporting of Recovered Cases



United States: Per 1M



1 - 25

	Average over last 7 days		Total Since 22 Jan			Change from 14d Ago in 14 day avg of daily new	
	New Confirmed	New Deaths	Total Confirmed	Estimated Recovered	Total Deaths	Confirmed	Deaths
New Jersey	495	3	100,949	91,585	2,746	21%	-25%
New York	499	4	95,136	86,943	2,571	12%	-20%
Massachusetts	308	5	91,336	84,903	2,483	29%	-11%
Rhode Island	369	2	128,167	120,727	2,462	8%	-37%
Mississippi	85	2	102,352	98,711	2,352	-36%	-55%
Arizona	71	3	115,390	112,084	2,324	-55%	-36%
Connecticut	341	1	85,606	79,296	2,206	38%	-30%
South Dakota	222	2	132,530	127,382	2,185	19%	-13%
Louisiana	102	3	95,308	91,918	2,170	-22%	-26%
Alabama	85	3	104,910	100,577	2,147	3%	-50%
North Dakota	175	1	134,612	130,538	1,966	38%	-23%
Pennsylvania	280	2	79,185	73,683	1,951	30%	-15%
Indiana	130	2	101,604	97,966	1,934	5%	-41%
New Mexico	90	2	91,113	87,936	1,872	-14%	-46%
Illinois	180	2	97,676	93,572	1,856	26%	-33%
Arkansas	60	3	109,328	106,484	1,854	-34%	-48%
Iowa	178	2	110,842	106,863	1,815	6%	-51%
Georgia	129	5	99,389	95,584	1,783	-21%	-23%
S. Carolina	211	3	106,667	101,831	1,772	-5%	-25%
Tennessee	171	2	118,139	113,899	1,730	17%	-22%
Michigan	467	2	72,465	65,390	1,707	118%	7%
Nevada	87	3	98,391	95,466	1,700	-32%	-27%
Kansas	72	2	104,001	101,310	1,664	-25%	-19%
Texas	139	4	95,970	92,405	1,659	-26%	-39%
Delaware	260	2	96,596	91,231	1,586	3%	-56%

26 - 51

	Average over last 7 days		Total Since 22 Jan			Change from 14d Ago in 14 day avg of daily new	
	New Confirmed	New Deaths	Total Confirmed	Estimated Recovered	Total Deaths	Confirmed	Deaths
Ohio	145	0	86,544	83,040	1,585	3%	-90%
Florida	237	3	95,169	90,495	1,545	-1%	-34%
DC	191	1	62,593	58,739	1,496	-13%	-38%
California	68	5	92,648	90,203	1,492	-33%	-46%
West Virginia	222	2	78,461	74,120	1,470	42%	-55%
Missouri	112	2	94,515	91,603	1,433	12%	-64%
Maryland	190	2	67,493	63,713	1,365	29%	13%
Kentucky	134	9	95,133	91,812	1,350	-24%	204%
Montana	143	3	97,427	93,868	1,344	31%	26%
Wisconsin	116	1	108,912	106,156	1,249	10%	-40%
Oklahoma	90	2	110,431	108,071	1,226	-44%	-45%
Minnesota	249	1	91,328	86,971	1,225	38%	-64%
Wyoming	115	0	96,838	94,112	1,201	15%	-80%
Virginia	175	1	72,095	68,483	1,195	10%	-88%
N. Carolina	140	3	86,339	83,017	1,147	-6%	-30%
Nebraska	150	3	107,746	104,664	1,124	1%	7%
Idaho	161	1	100,404	96,965	1,093	2%	-12%
Colorado	197	0	79,628	76,037	1,058	-7%	-38%
New Hampshire	261	2	61,062	56,908	910	38%	31%
Washington	119	1	47,422	45,202	685	21%	-43%
Utah	131	2	119,952	117,364	659	-13%	-5%
Oregon	82	0	38,872	37,281	563	8%	-54%
Maine	147	1	37,085	34,441	548	18%	-43%
Alaska	210	1	84,972	81,873	428	1%	-56%
Vermont	247	1	30,161	26,707	361	14%	10%
Hawaii	70	1	21,057	19,841	326	58%	-8%

*Change from 14d ago:
Compares 14d-avgs. of Daily New Cases/Deaths
today with 14d-avgs. from 14d ago

Estimated Recovered: Cases 14d ago - Deaths today

In the last month, cases in **Rhode Island** grew by 7% (+8,670 cases per 1M)

Sorted by Total Deaths / 1M

N/As due to states revising and updating case counts



United States: Raw Volume



1 - 25

	Average over last 7 days		Total Since 22 Jan			Change from 14d Ago in 14 day avg of daily new	
	New Confirmed	New Deaths	Total Confirmed	Estimated Recovered	Total Deaths	Confirmed	Deaths
California	2,691	206	3,660,713	3,564,114	58,949	-33%	-46%
New York	9,709	84	1,850,732	1,691,346	50,017	12%	-20%
Texas	4,017	107	2,782,735	2,679,369	48,093	-26%	-39%
Florida	5,094	62	2,044,005	1,943,630	33,178	-1%	-34%
Pennsylvania	3,582	25	1,013,731	943,288	24,971	30%	-15%
New Jersey	4,395	31	896,652	813,472	24,389	21%	-25%
Illinois	2,280	23	1,237,732	1,185,724	23,521	26%	-33%
Georgia	1,366	57	1,055,256	1,014,860	18,926	-21%	-23%
Ohio	1,696	0	1,011,622	970,666	18,525	3%	-90%
Massachusetts	2,123	35	629,531	585,193	17,115	29%	-11%
Michigan	4,661	20	723,700	653,041	17,047	118%	7%
Arizona	519	25	839,888	815,825	16,918	-55%	-36%
Indiana	874	11	684,020	659,531	13,023	5%	-41%
N. Carolina	1,466	30	905,528	870,687	12,028	-6%	-30%
Tennessee	1,167	15	806,792	777,836	11,816	17%	-22%
Alabama	419	13	514,391	493,147	10,526	3%	-50%
Virginia	1,495	12	615,366	584,537	10,198	10%	-88%
Louisiana	476	14	443,069	427,306	10,087	-22%	-26%
S. Carolina	1,088	16	549,199	524,299	9,122	-5%	-25%
Missouri	690	11	580,080	562,209	8,796	12%	-64%
Maryland	1,146	12	408,044	385,190	8,251	29%	13%
Connecticut	1,217	5	305,210	282,712	7,865	38%	-30%
Wisconsin	675	5	634,133	618,085	7,274	10%	-40%
Mississippi	254	6	304,616	293,779	7,001	-36%	-55%
Minnesota	1,405	8	515,058	490,484	6,908	38%	-64%

26 - 51

	Average over last 7 days		Total Since 22 Jan			Change from 14d Ago in 14 day avg of daily new	
	New Confirmed	New Deaths	Total Confirmed	Estimated Recovered	Total Deaths	Confirmed	Deaths
Colorado	1,132	3	458,554	437,876	6,092	-7%	-38%
Kentucky	599	42	425,024	410,184	6,031	-24%	204%
Iowa	561	7	349,714	337,161	5,725	6%	-51%
Arkansas	182	8	329,929	321,348	5,595	-34%	-48%
Nevada	269	9	303,061	294,051	5,236	-32%	-27%
Washington	905	6	361,115	344,207	5,218	21%	-43%
Oklahoma	354	9	436,971	427,633	4,850	-44%	-45%
Kansas	210	7	302,988	295,147	4,848	-25%	-19%
New Mexico	188	5	191,048	184,386	3,925	-14%	-46%
West Virginia	398	4	140,613	132,834	2,634	42%	-55%
Rhode Island	391	2	135,775	127,894	2,608	8%	-37%
Oregon	346	2	163,952	157,242	2,375	8%	-54%
Nebraska	291	6	208,424	202,463	2,175	1%	7%
Utah	419	7	384,562	376,265	2,114	-13%	-5%
Idaho	287	2	179,428	173,282	1,954	2%	-12%
South Dakota	197	1	117,244	112,690	1,933	19%	-13%
Delaware	254	2	94,062	88,837	1,544	3%	-56%
North Dakota	133	1	102,583	99,478	1,498	38%	-23%
Montana	153	3	104,128	100,324	1,436	31%	26%
New Hampshire	355	3	83,027	77,378	1,237	38%	31%
DC	135	1	44,175	41,455	1,056	-13%	-38%
Maine	198	1	49,850	46,296	736	18%	-43%
Wyoming	66	0	56,046	54,468	695	15%	-80%
Hawaii	99	1	29,814	28,093	461	58%	-8%
Alaska	154	0	62,161	59,894	313	1%	-56%
Vermont	154	1	18,820	16,665	225	14%	10%

*Change from 14d ago:
Compares 14d-avgs. of Daily New Cases/Deaths
today with 14d-avgs. from 14d ago

Estimated Recovered: Cases 14d ago - Deaths today

In the last week, cases in **Pennsylvania** grew by 2% (+22,642 cases)

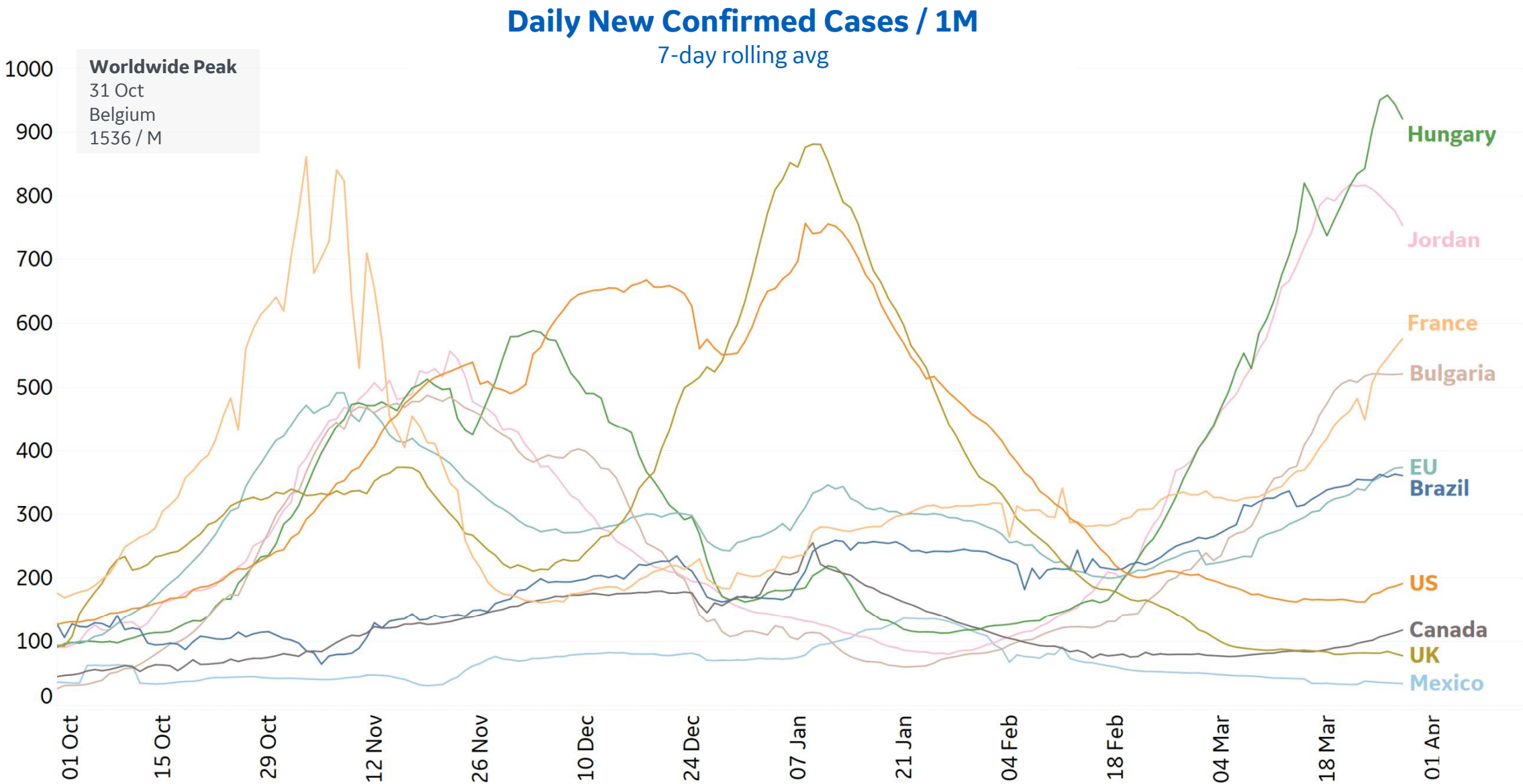
Sorted by Raw Total Deaths

N/As due to states revising and updating case counts



New Confirmed Cases in Select Countries

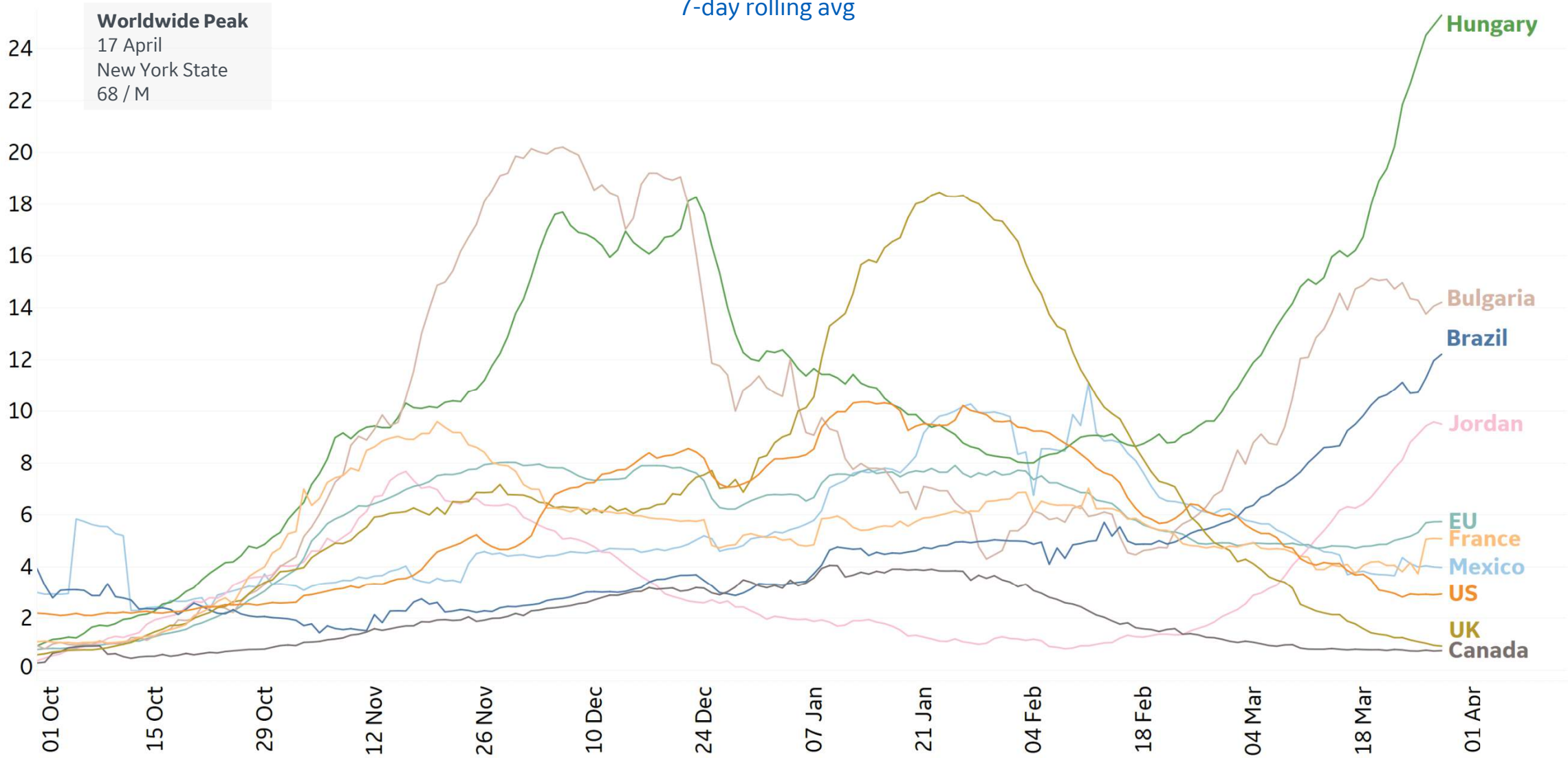
Updated 29 Mar 2021, 3:30 GMT





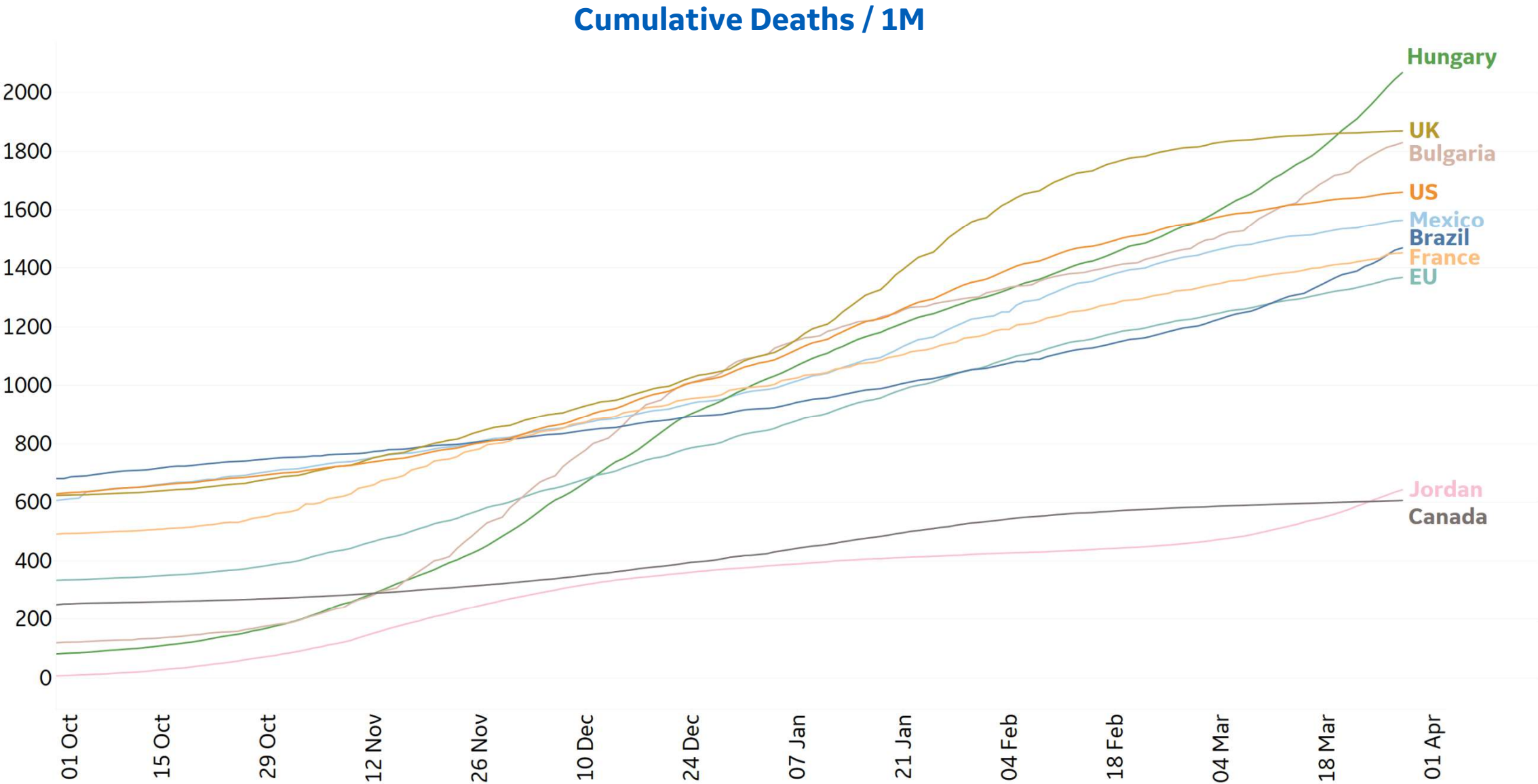
New Deaths in Select Countries

Daily New Deaths / 1M
7-day rolling avg





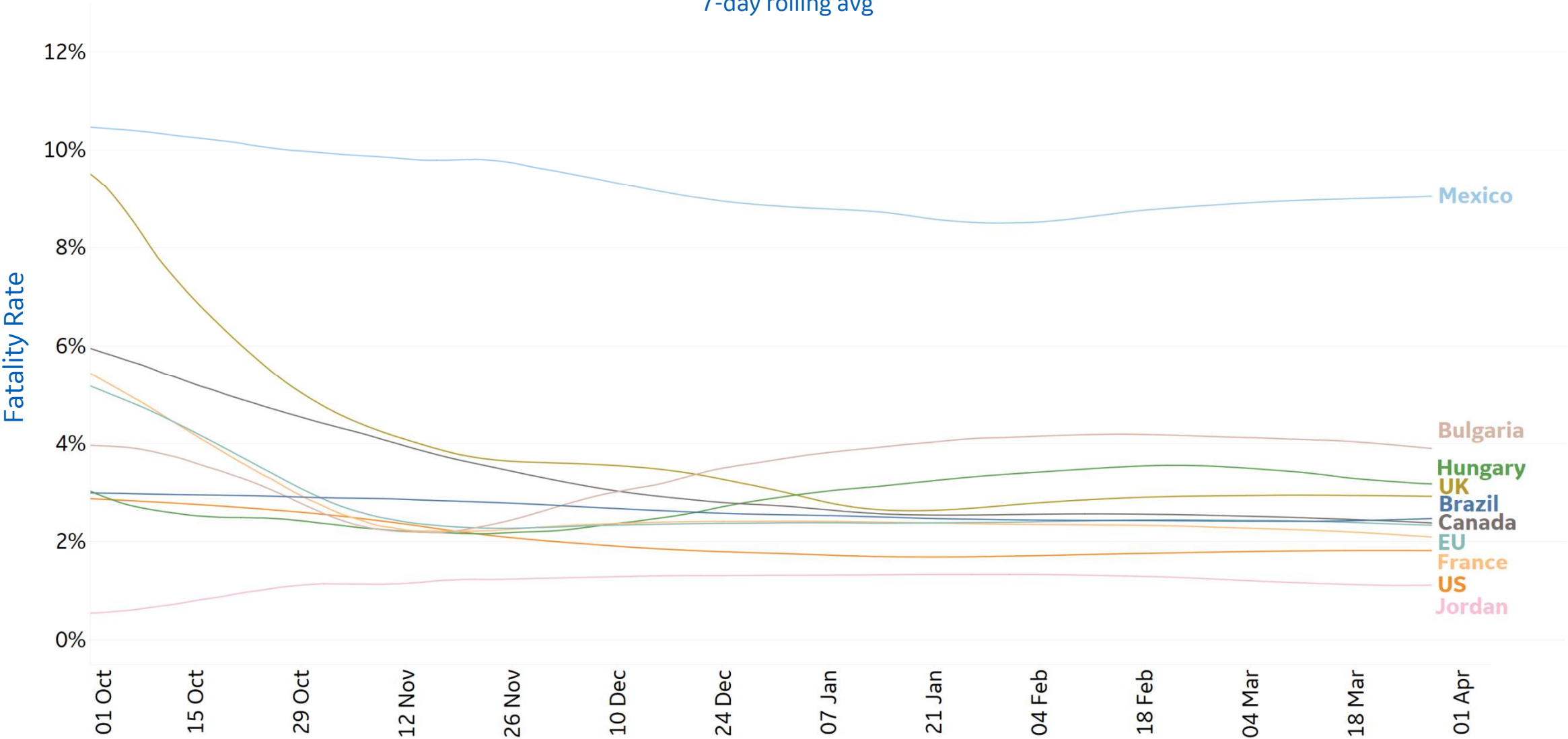
Cumulative Deaths in Select Countries





Fatality Rate in Select Countries

Deaths / Confirmed Cases
7-day rolling avg

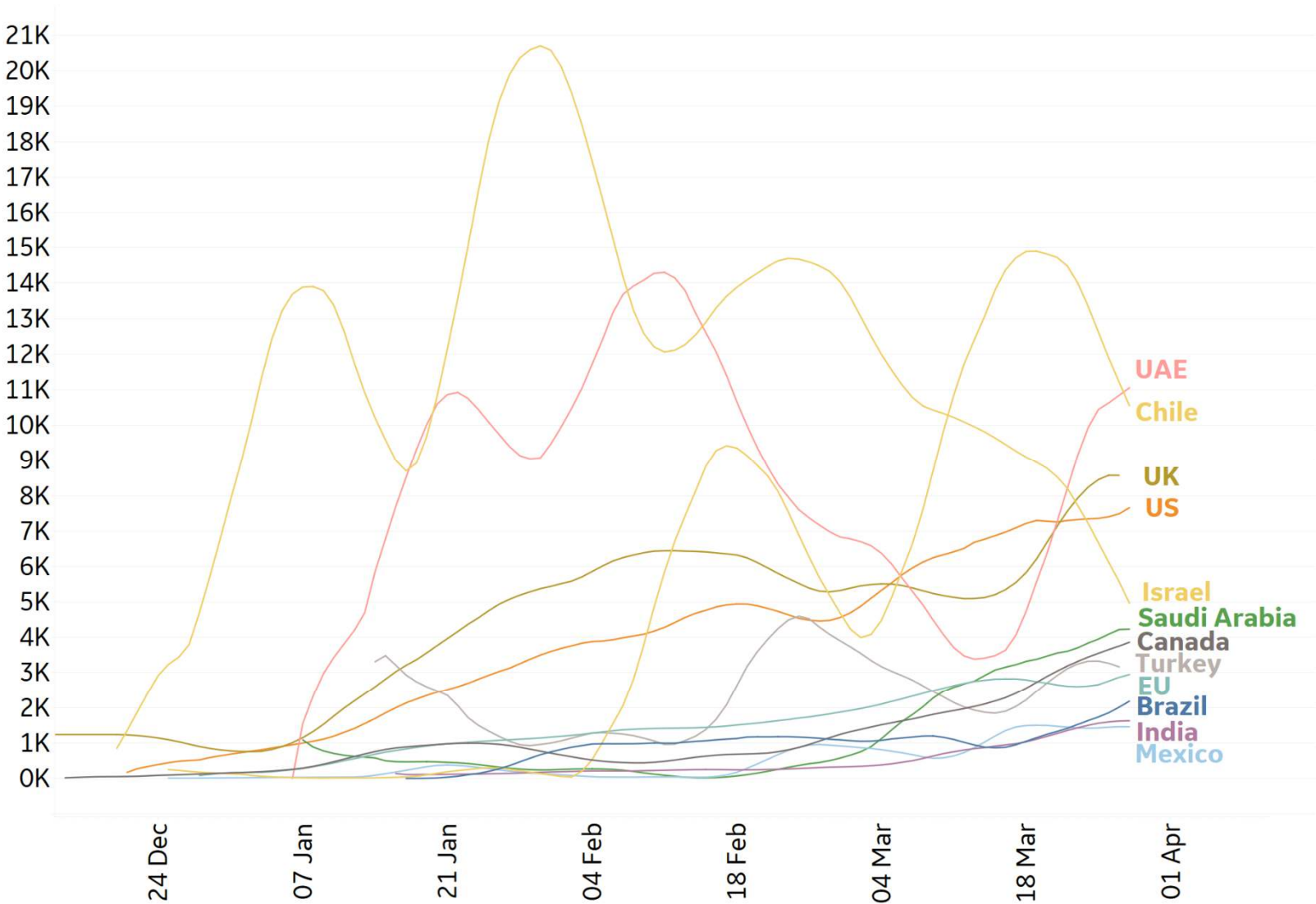




Daily & Total Vaccinations, Select Countries

Select countries with data available

Daily New Vaccinations / 1M, 7-day avg



	Total Vax per 1M	% of Population FULLY Vaccinated
Israel	1,147,746	54.4%
UAE	817,131	
Chile	504,637	17.0%
UK	496,108	5.2%
US	433,419	15.6%
Hungary	270,150	7.1%
Turkey	173,735	7.6%
France	159,241	4.1%
Portugal	156,874	4.6%
Italy	155,700	4.9%
EU	154,414	4.6%
Germany	153,644	4.6%
Canada	135,497	1.8%
Saudi Arabia	118,501	
Brazil	83,304	1.9%
Mexico	53,149	0.6%
India	43,862	0.6%

*Total Vax and % Fully Vaccinated use most current reported data per country



US State Vaccinations to Date



State	% Fully Vaccinated	% Rec'd at Least 1 Dose	Population
New Mexico	22.8%	37.1%	2,096,829
Alaska	21.9%	33.5%	731,545
South Dakota	21.6%	34.0%	884,659
North Dakota	19.6%	31.0%	762,062
Rhode Island	19.4%	31.3%	1,059,361
Connecticut	19.1%	33.7%	3,565,287
Maine	18.9%	33.2%	1,344,212
Iowa	18.6%	29.9%	3,155,070
West Virginia	18.5%	29.3%	1,792,147
Montana	18.0%	29.6%	1,068,778
Wisconsin	17.9%	30.8%	5,822,434
Massachusetts	17.8%	32.7%	6,892,503
Hawaii	17.8%	29.8%	1,415,872
Minnesota	17.8%	30.2%	5,639,632
Vermont	17.4%	32.0%	623,989
New Jersey	17.3%	31.8%	8,882,190
Oklahoma	17.1%	30.1%	3,956,971
Nebraska	17.0%	29.4%	1,934,408
Washington	16.8%	28.7%	7,614,893
New Hampshire	16.8%	30.0%	1,359,711
Colorado	16.8%	28.5%	5,758,736
Wyoming	16.7%	25.5%	578,759
Kentucky	16.4%	30.2%	4,467,673
Arizona	16.2%	28.5%	7,278,717
Michigan	16.2%	27.3%	9,986,857

15.3%
Total US population
fully vaccinated
(**153,050** per million)

27.8%
Total US population
having received
at least 1 dose
(**277,758** per million)

Fully vaccinated people are persons who
have received all doses required per vaccine

State	% Fully Vaccinated	% Rec'd at Least 1 Dose	Population
Kansas	16.2%	29.1%	2,913,314
Ohio	16.1%	27.9%	11,689,100
Indiana	16.1%	24.5%	6,732,219
Maryland	16.0%	29.6%	6,045,680
Virginia	15.9%	29.2%	8,535,519
Idaho	15.8%	25.1%	1,787,065
Oregon	15.8%	27.1%	4,217,737
North Carolina	15.8%	28.2%	10,488,084
Illinois	15.8%	29.7%	12,671,821
Pennsylvania	15.7%	30.6%	12,801,989
Louisiana	15.5%	25.3%	4,648,794
Delaware	15.4%	29.3%	973,764
Nevada	15.3%	26.9%	3,080,156
New York	15.2%	29.6%	19,453,561
California	15.1%	29.3%	39,512,223
Florida	15.1%	27.2%	21,477,737
South Carolina	14.3%	26.3%	5,148,714
Missouri	14.2%	24.9%	6,137,428
Mississippi	13.9%	23.7%	2,976,149
Arkansas	13.4%	25.3%	3,017,804
Tennessee	13.1%	24.1%	6,829,174
Alabama	12.8%	22.6%	4,903,185
Texas	12.7%	24.5%	28,995,881
Georgia	11.9%	22.6%	10,617,423
Utah	10.9%	24.5%	3,205,958



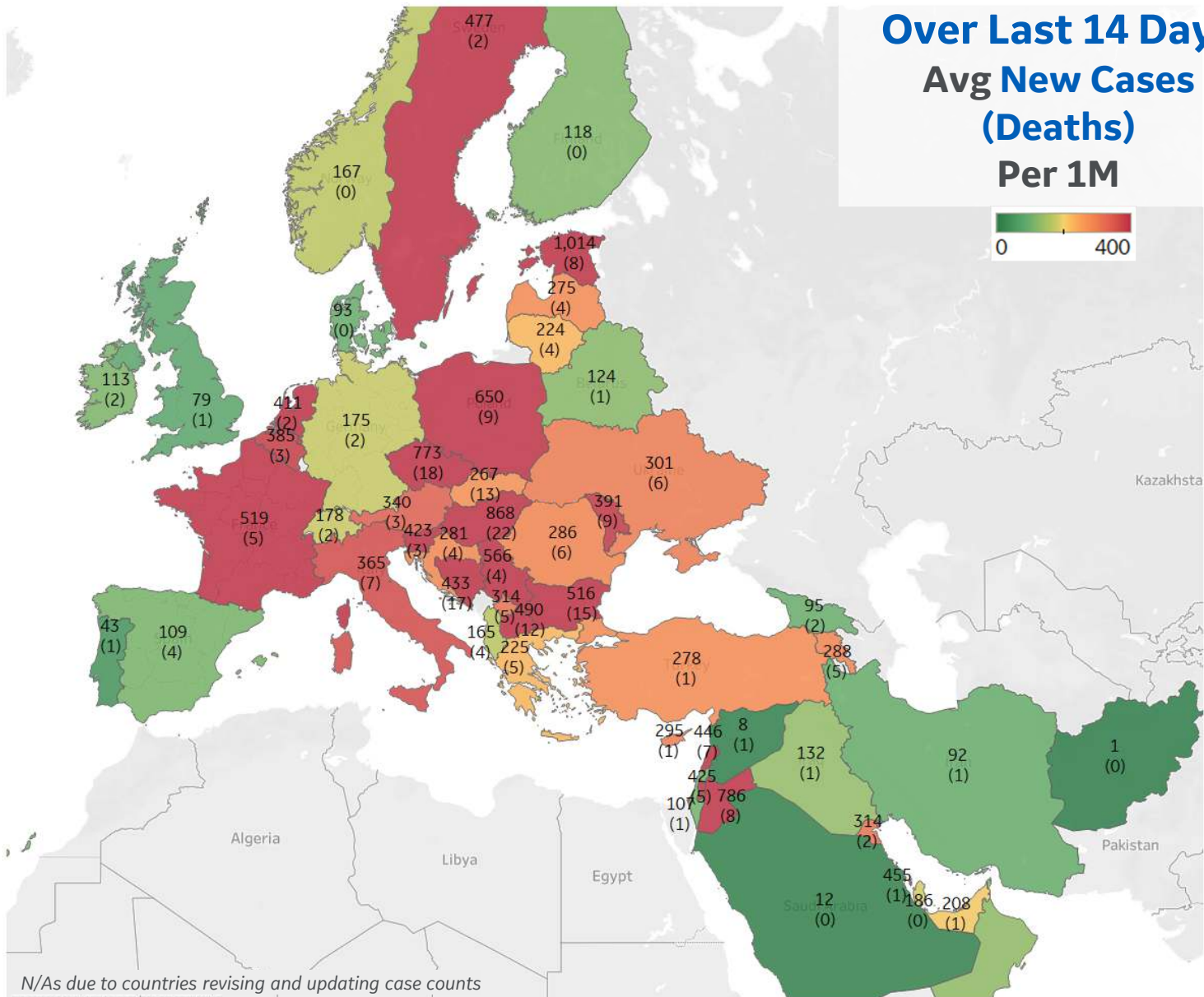
Per 1M in Region

	Today	Change
Active Cases	19,545	+0.4%
Confirmed	214 new	+0.5%
Deaths	2 new	+0.2%
Recovered	143 new	+0.6%

Most Daily New Cases / 1M

Estonia	1,014
Hungary	868
Jordan	786
Czechia	773
Poland	650
Serbia	566
France	519
Bulgaria	516
North Macedonia	490
Sweden	477

* Excludes regions with population < 1M



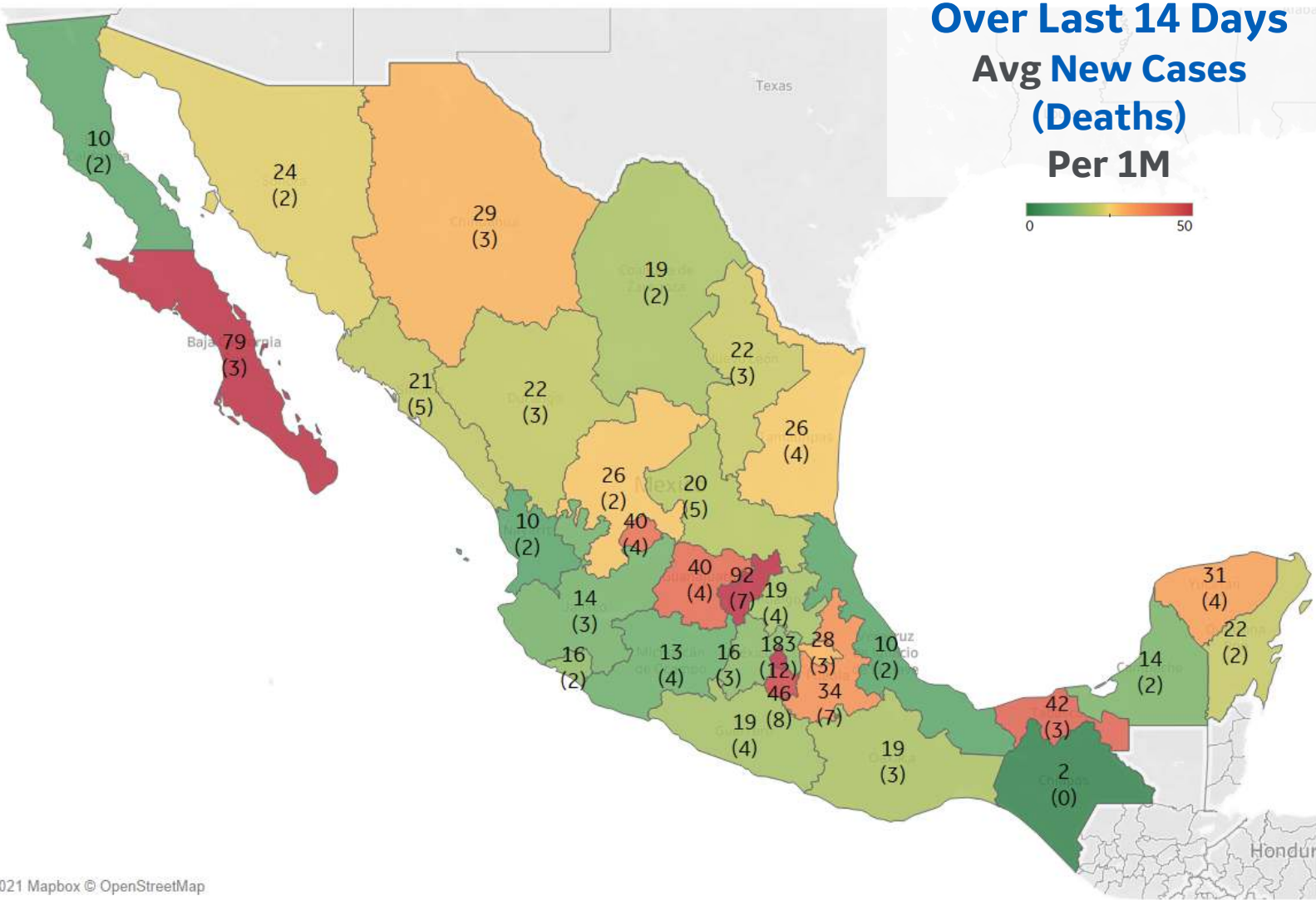


Per 1M in Region

	Today	Change
Active Cases	2,041	-0.5%
Confirmed	13 new	+0.1%
Deaths	2 new	+0.1%
Recovered	20 new	+0.1%

Most Daily New Cases / 1M

Distrito Federal	183
Querétaro	92
Baja California Sur	79
Morelos	46
Tabasco	42
Guanajuato	40
Aguascalientes	40
Puebla	34
Nacional	34
Yucatán	31

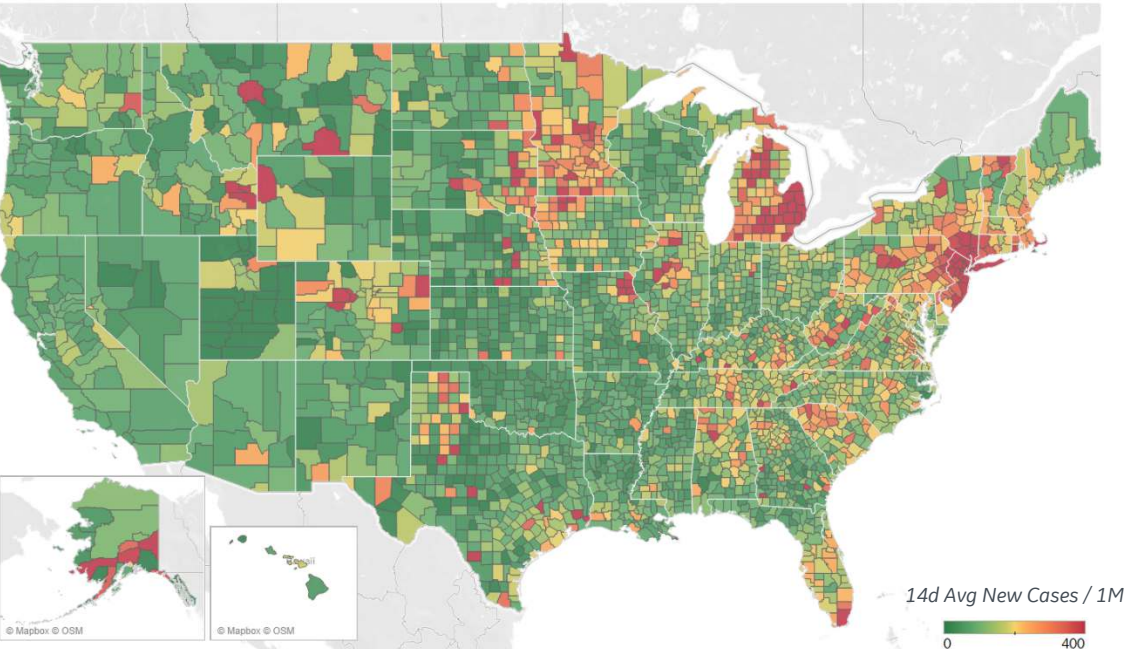




US Counties: Recent Cases and Deaths

Updated 29 Mar 2021, 3:30 GMT 15

Average New Cases per 1M Over Last 14 Days

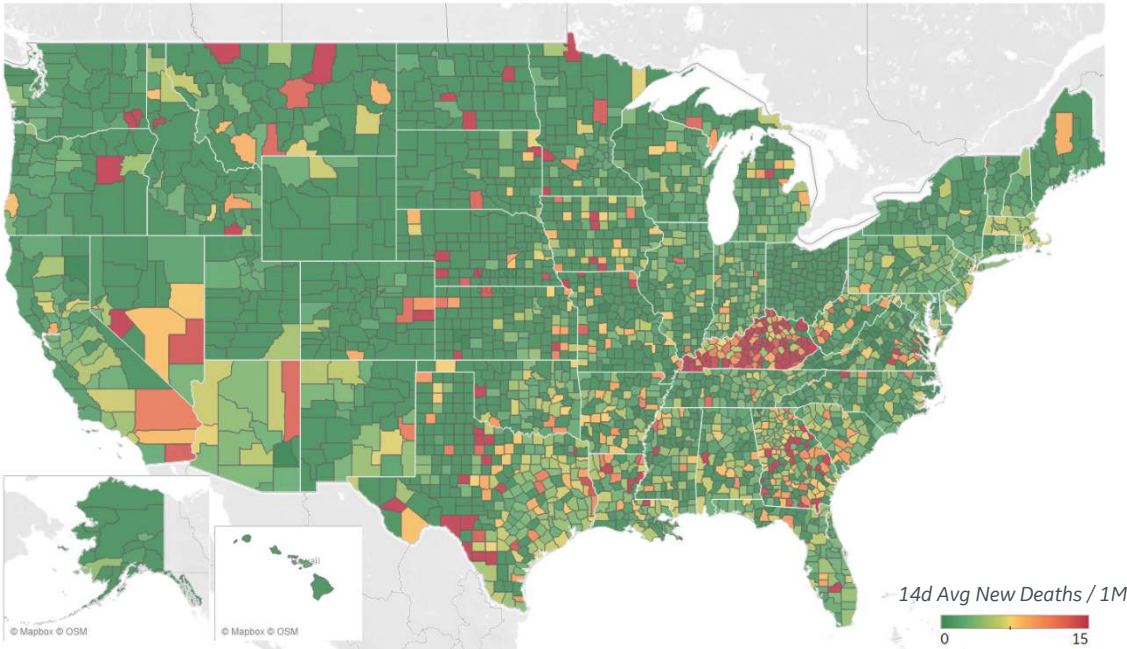


Top 10 by New Confirmed

Avg New Confirmed Cases / 1M

Monmouth County, NJ	611
Macomb County, MI	598
Orange County, NY	570
Hudson County, NJ	548
Ocean County, NJ	548
Passaic County, NJ	520
Bergen County, NJ	517
Essex County, NJ	508
New York City*	502
Rockland County, NY	496

Average New Deaths per 1M Over Last 14 Days



Top 10 by New Deaths

Avg New Deaths/ 1M

Jefferson County, KY	19
San Bernardino County, CA	12
Solano County, CA	9
Riverside County, CA	8
Fayette County, KY	8
Madison County, IL	7
Hampden County, MA	7
Bristol County, MA	7
Ocean County, NJ	7
New York City*	7

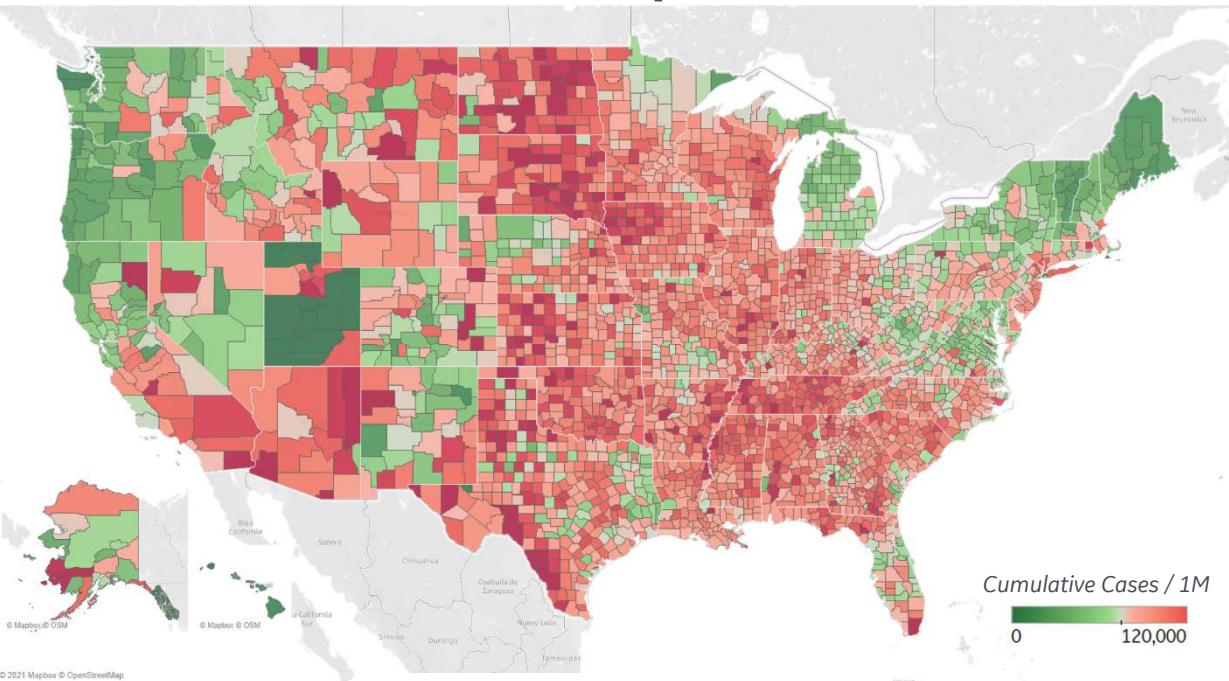
Note: Lists includes counties
≥ 250K population



US Counties: Cumulative Cases and Deaths

Updated 29 Mar 2021, 3:30 GMT

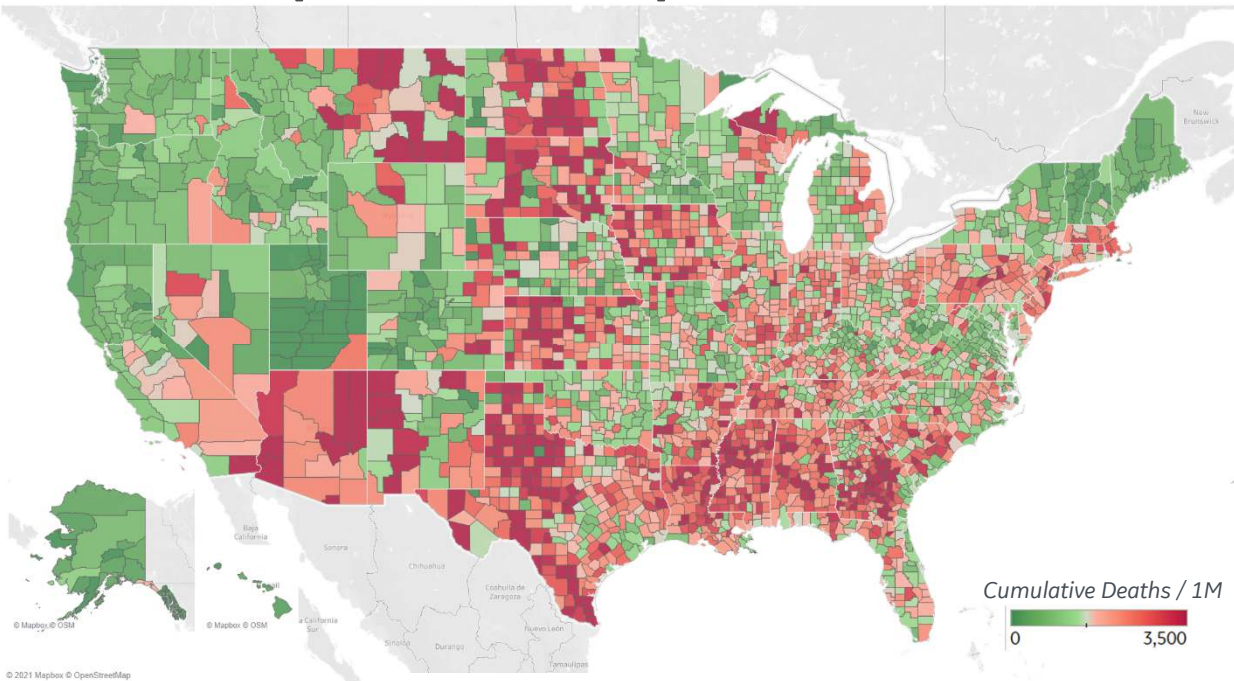
Confirmed **Cases** per 1M to date



Top 10 Counties Total Confirmed Cases / 1M

Miami-Dade County, FL	162,807
Lubbock County, TX	156,284
Webb County, TX	155,802
El Paso County, TX	153,726
Utah County, UT	145,820
Providence County, RI	136,979
San Bernardino County, CA	133,311
Rockland County, NY	132,386
Greenville County, SC	131,733
Brown County, WI	127,345

Reported **Deaths** per 1M to date



Top 10 Counties Total Reported Deaths / 1M

New York City*	5,781
Cameron County, TX	3,672
Passaic County, NJ	3,545
Essex County, NJ	3,477
Union County, NJ	3,320
Ocean County, NJ	3,268
Hidalgo County, TX	3,170
Hudson County, NJ	3,126
Hampden County, MA	3,088
El Paso County, TX	3,019

* New York City counties aggregated into one reporting area

Note: Lists includes counties $\geq 250K$ population



Per 1M in Region

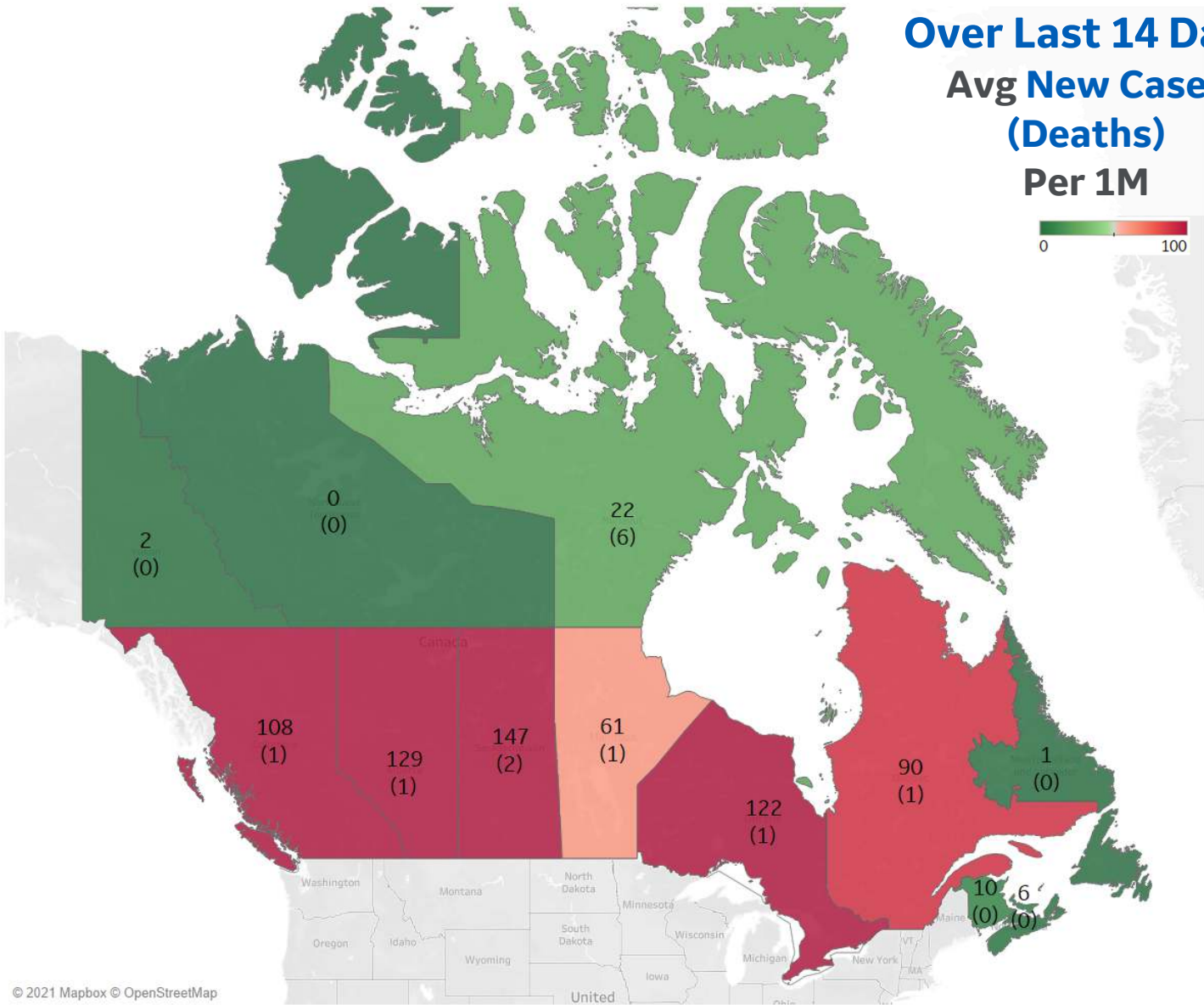

	Today	Change
Active Cases	1,121	+3.2%
Confirmed	111 new	+0.4%
Deaths	1 new	+0.1%
Recovered	75 new	+0.3%

Most Daily New Cases / 1M

Saskatchewan	147
Ontario	122
Alberta	129
British Columbia	108
Quebec	90
Manitoba	61

* Excludes regions with population < 1M

Over Last 14 Days
Avg New Cases
(Deaths)
Per 1M





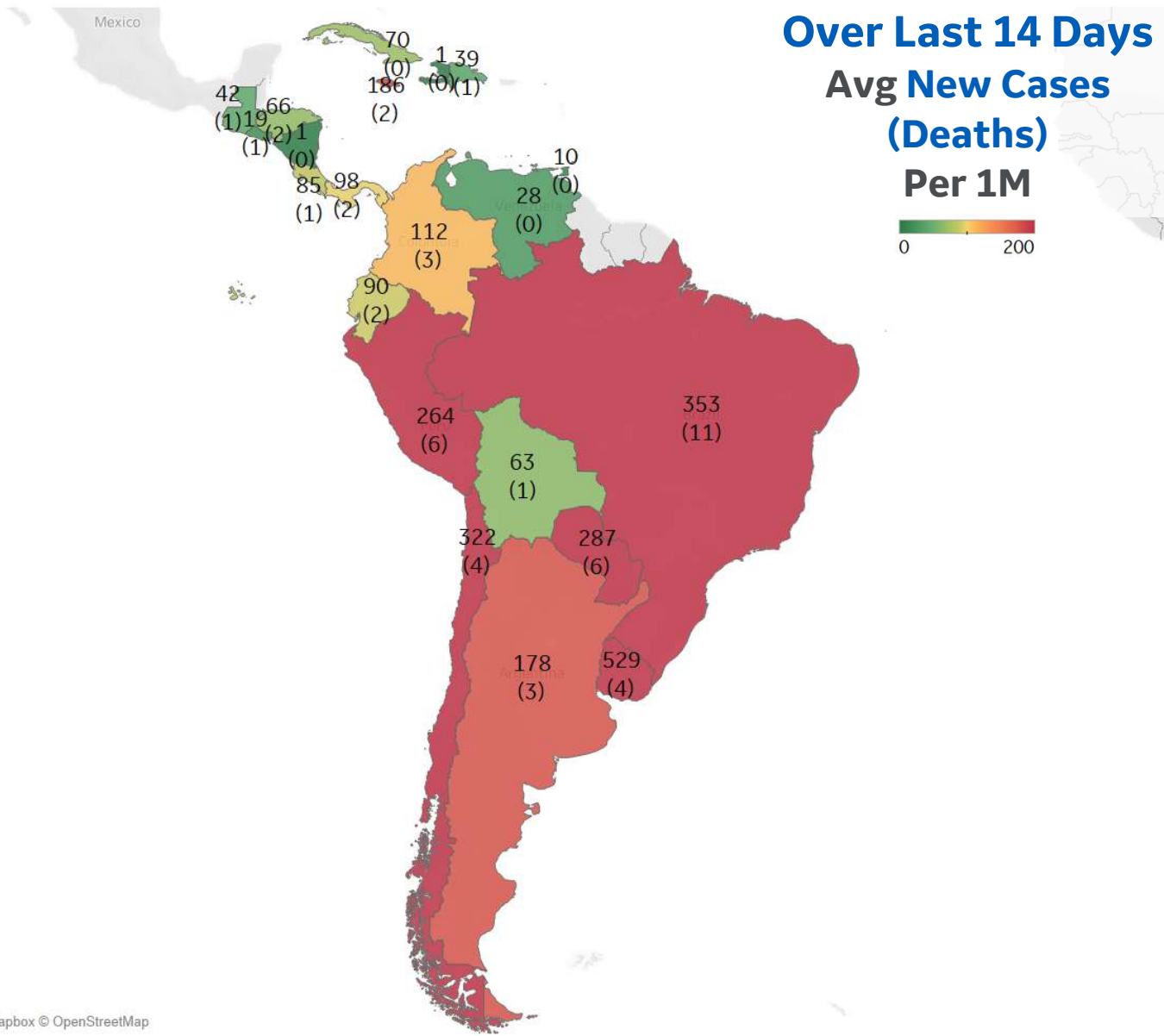
Per 1M in Region

	Today	Change
Active Cases	3,587	-1.1%
Confirmed	164 new	+0.4%
Deaths	5 new	+0.4%
Recovered	199 new	+0.5%

Most Daily New Cases / 1M

Uruguay	529
Brazil	353
Chile	322
Paraguay	287
Peru	264
Jamaica	186
Argentina	178
Colombia	112
Panama	98
Ecuador	90

* Excludes regions with population < 1M





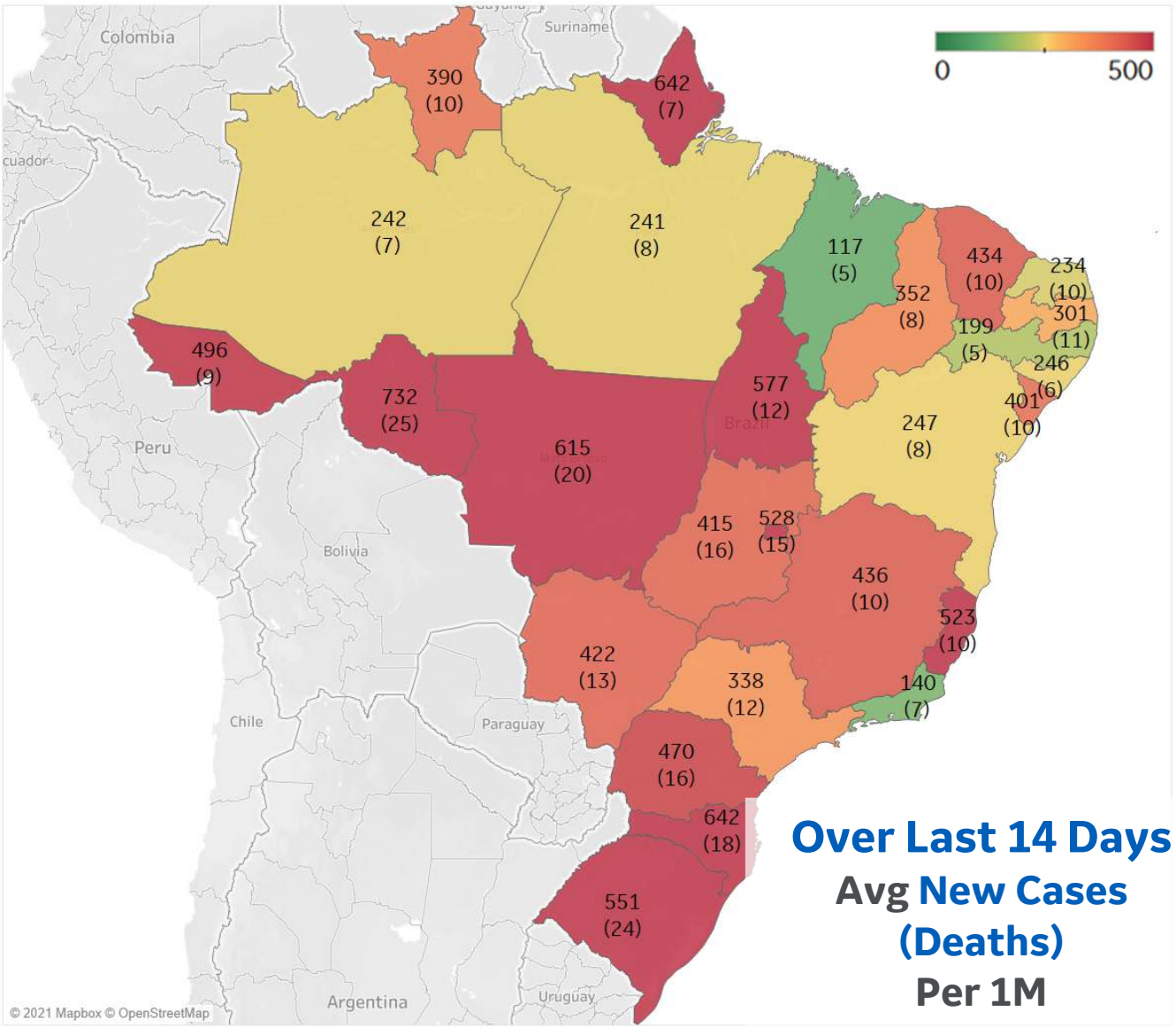
Per 1M in Region

	Today	Change
Active Cases	5,731	-1.1%
Confirmed	209 new	+0.4%
Deaths	8 new	+0.5%
Recovered	263 new	+0.5%

Most Daily New Cases / 1M

Rondônia	732
Santa Catarina	642
MatoGrosso	615
Tocantins	577
Rio Grande do ..	551
Distrito Federal	528
Espírito Santo	523
Paraná	470
Minas Gerais	436
Ceará	434

* Excludes regions with population < 1M





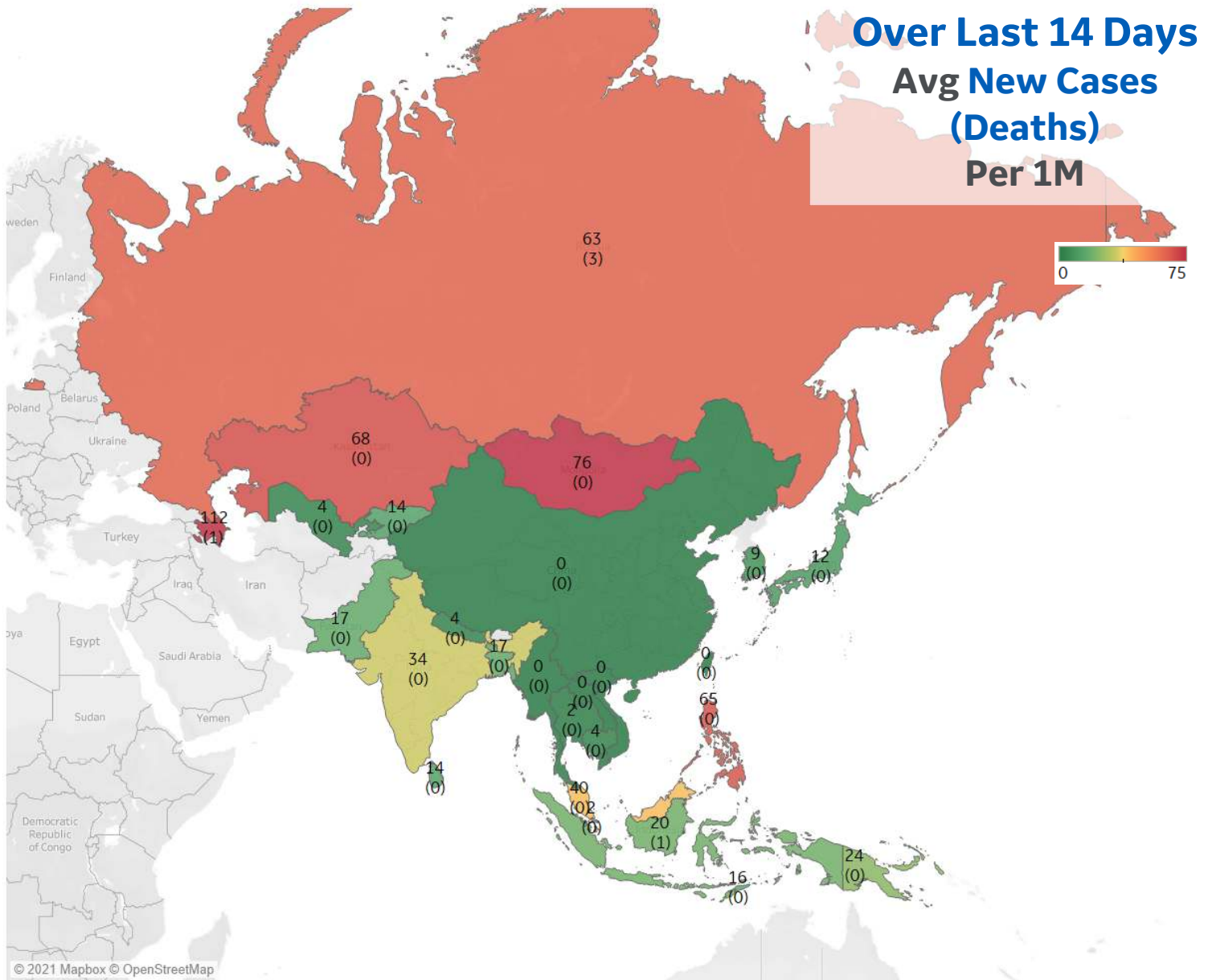
Per 1M in Region

	Today	Change
Active Cases	285	+2.6%
Confirmed	25 new	+0.5%
Deaths	0.2 new	+0.2%
Recovered	18 new	+0.4%

Most Daily New Cases / 1M

Azerbaijan	112
Mongolia	76
Kazakhstan	68
Philippines	65
Russia	63
Malaysia	40
India	34
Papua New Guin..	24
Indonesia	20
Pakistan	17

* Excludes regions with population < 1M



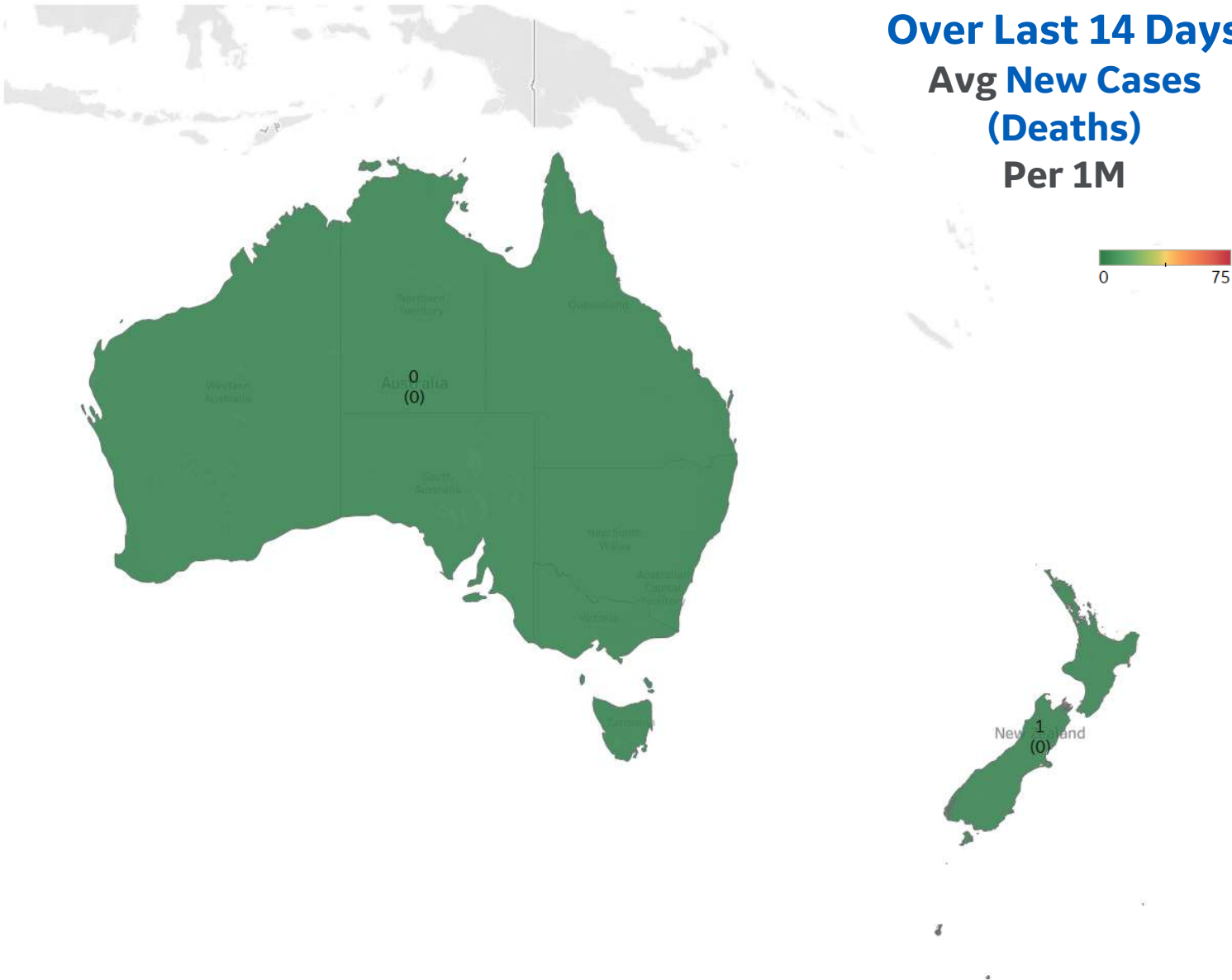


Per 1M in Region

	Today	Change
Active Cases	175	+0%
Confirmed	1 new	+0%
Deaths	0 new	+0%
Recovered	0 new	+0%

Most Daily New Cases / 1M

New Zealand	1
Australia	0





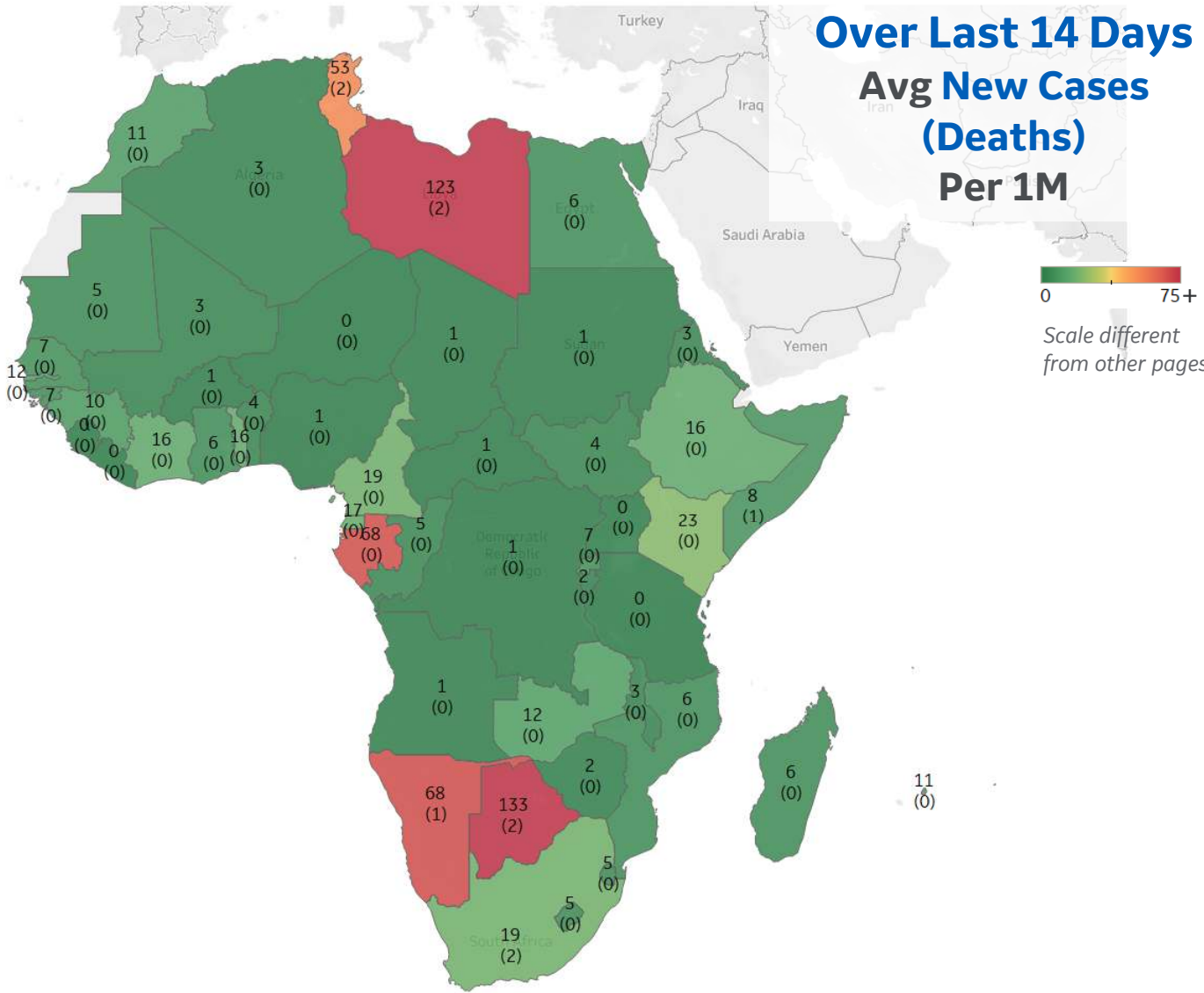
Per 1M in Region

	Today	Change
Active Cases	228	+0.9%
Confirmed	7 new	+0.2%
Deaths	0.1 new	+0.2%
Recovered	4 new	+0.1%

Most Daily New Cases / 1M

Botswana	133
Libya	123
Namibia	68
Gabon	68
Tunisia	53
Kenya	23
South Africa	19
Cameroon	19
Eq. Guinea	17
Togo	16

* Excludes regions with population < 1M





Sources



*** Per 1M = Per 1 Million Population unless otherwise noted*

*Worldwide Survival Rate, last 30d calculation =
[(Total Confirmed – Total Confirmed 30d ago) – (Total Deaths-Total Deaths 30d ago)] / (Total Confirmed – Total Confirmed 30d ago)*

Johns Hopkins Coronavirus Resource Center:

<https://coronavirus.jhu.edu/map.html>

Worldometer Coronavirus Reporting:

<https://www.worldometers.info/coronavirus/>

Public Health England:

<https://www.gov.uk/government/publications/covid-19-track-coronavirus-cases>

US Department of Homeland Security, Homeland Infrastructure Foundation-Level Data:

<https://hifld-geoplatform.opendata.arcgis.com/datasets/hospitals>

National Health Commission of the PRC:

<http://www.nhc.gov.cn/xcs/yqtb/202003/bf66696029ba420098164607240074f8.shtml>

CDC, Severe Outcomes Among Patients with Coronavirus Disease 2019 (COVID-19):

<https://www.cdc.gov/mmwr/volumes/69/wr/mm6912e2.htm>

Italian Department of Civil Protection, COVID Monitoring:

<http://opendatadpc.maps.arcgis.com/apps/opsdashboard/index.html#/b0c68bce2cce478eaac82fe38d4138b1>

The COVID Tracking Project:

<https://covidtracking.com/data/>

UK Office for National Statistics:

<https://www.ons.gov.uk/peoplepopulationandcommunity/birthsdeathsandmarriages/deaths/bulletins/deathsregisteredweeklyinenglandandwalesprovisional/weekending24april2020>

European Centre for Disease Prevention and Control:

<https://www.ecdc.europa.eu/en/publications-data/download-data-hospital-and-icu-admission-rates-and-current-occupancy-covid-19>

Secretary of Health, Mexico:

<https://www.gob.mx/salud/en>

Canada Regional Data:

<https://health-infobase.canada.ca/covid-19/epidemiological-summary-covid-19-cases.html#fn1>

Canada Regional Populations (Q4 2019):

<https://www150.statcan.gc.ca/t1/tbl1/en/tv.action?pid=1710000901>

CDC COVID Data Tracker:

<https://covid.cdc.gov/covid-data-tracker/#vaccinations>