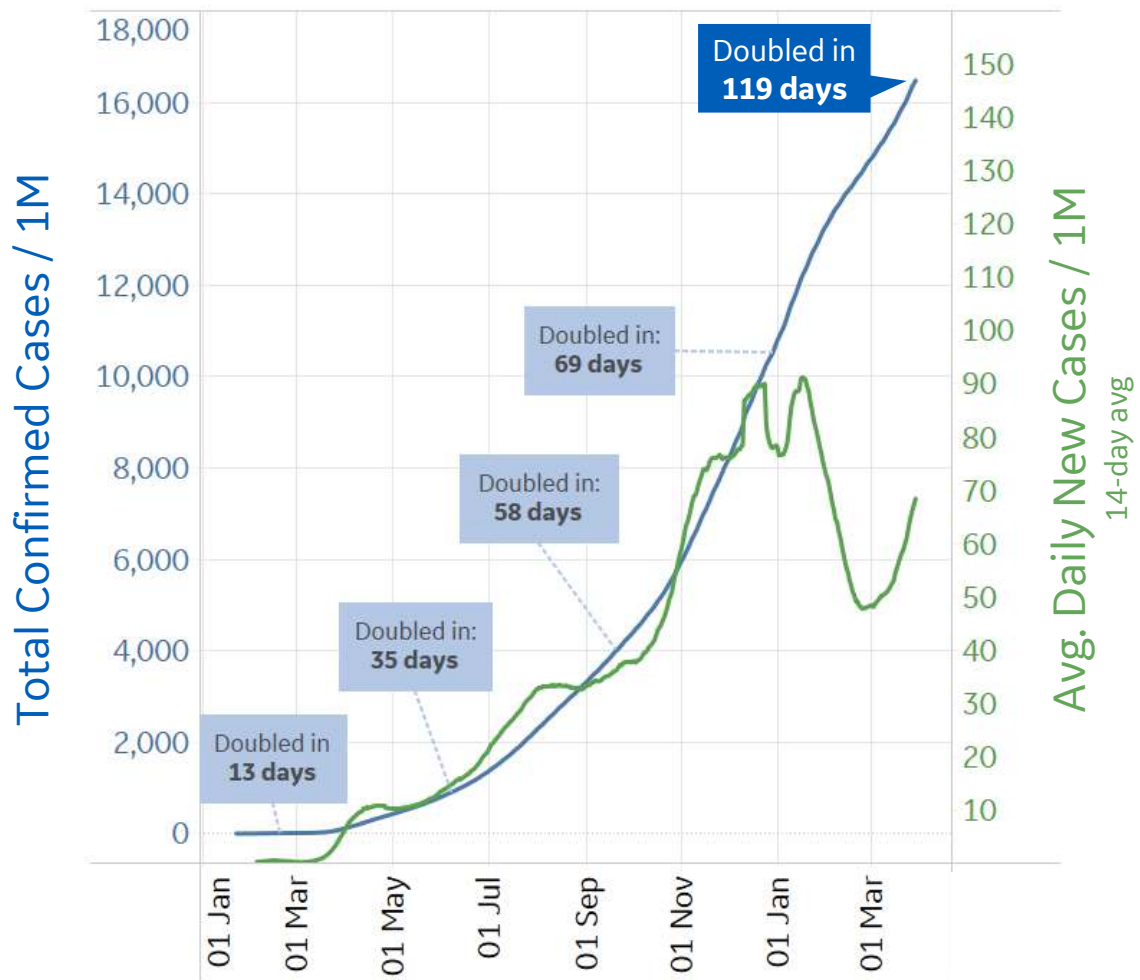




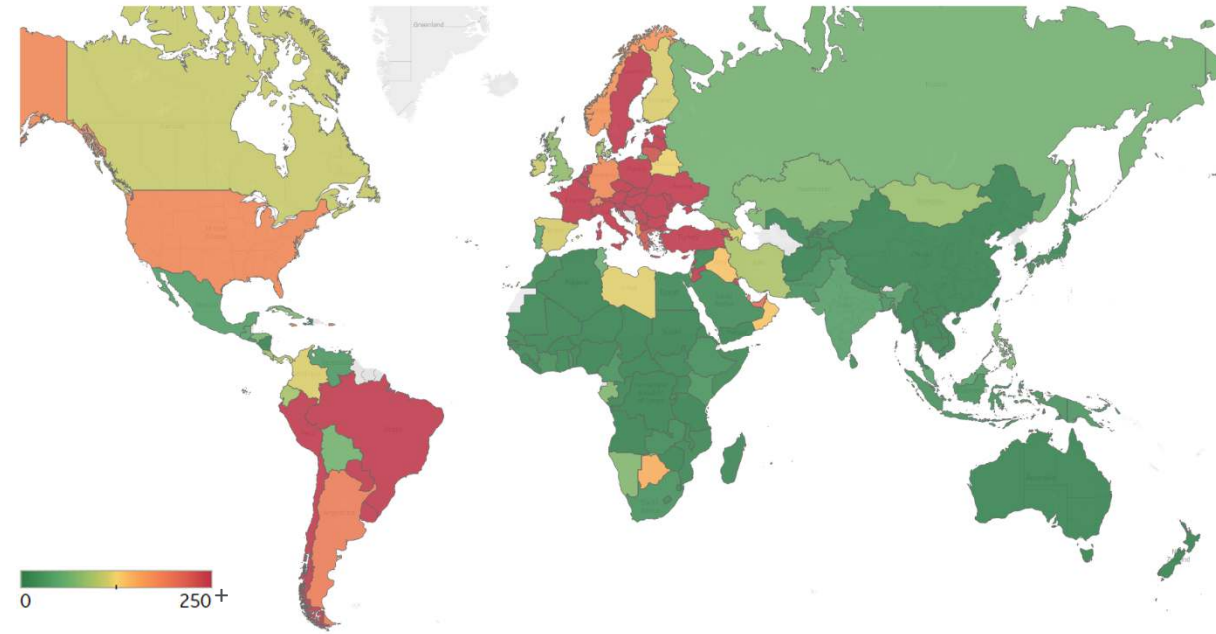
# Global Confirmed & Active Cases

Trend since 22 Jan 2020



Avg. Daily New Cases / 1M

Over the last 14 days



Per 1M:	New Today	Change from 30 days ago
Active	19	+11%
Confirmed	59	+12%
Deaths	1	+10%
Recovered	39	+13%
	To Date	Last 30 Days
Worldwide Survival Rate	97.8%	98.1%

Worldwide Survival Rate = (Confirmed - Deaths) / (Confirmed) in a given time period



# New Confirmed Cases & New Deaths

Key

World

North America

Europe

Middle East

Cent & South America

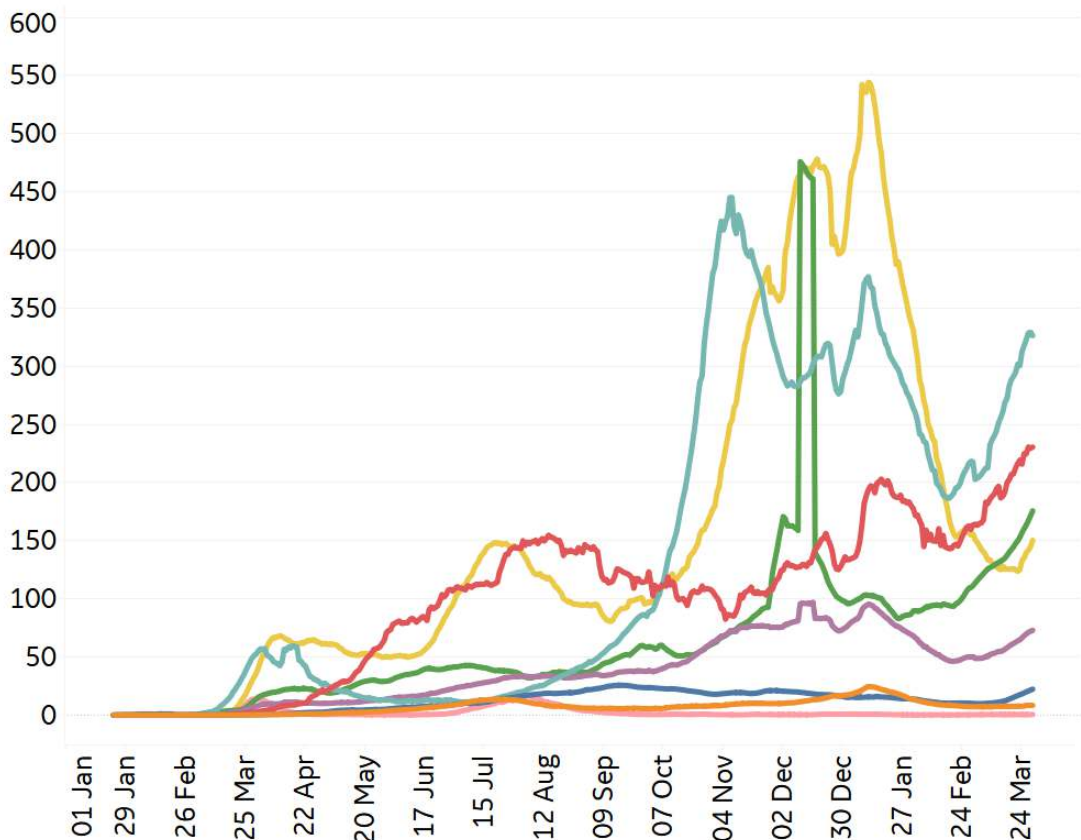
Asia

Africa

Oceania

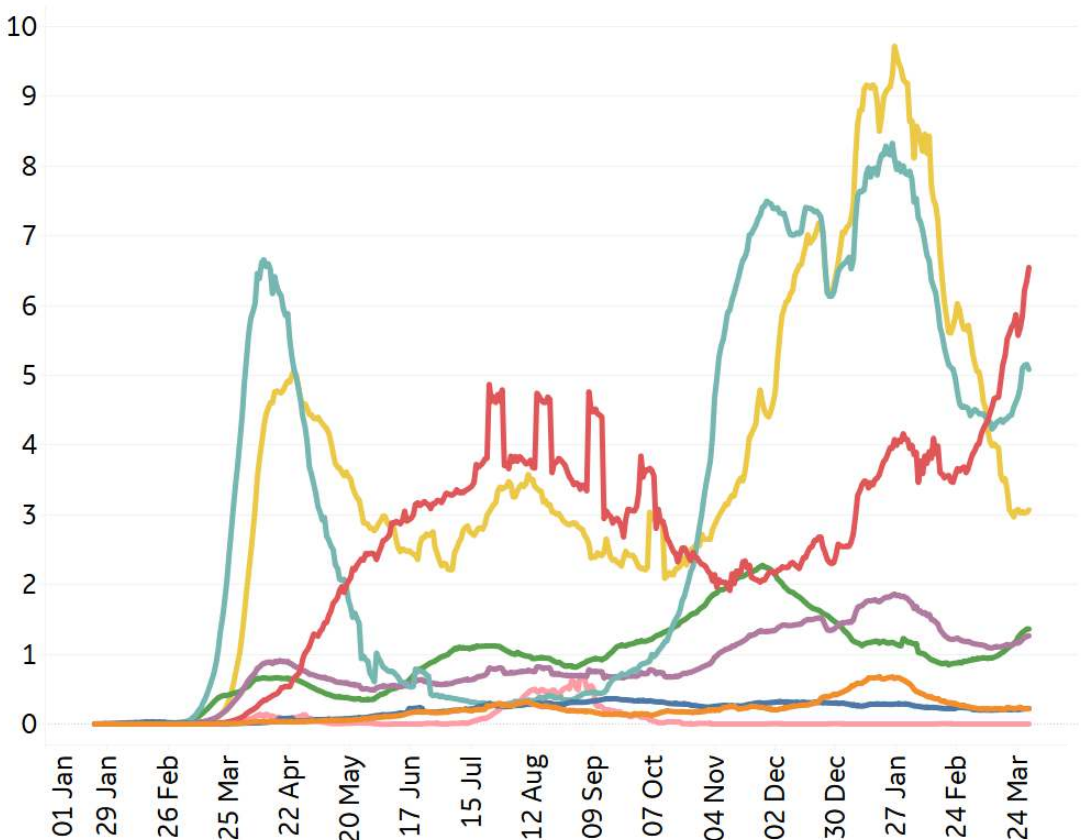
## New Confirmed Cases / 1M

7-day rolling average



## New Deaths / 1M

7-day rolling average



\*Large jump in Middle East confirmed cases due to batched reporting of 823,225 new cases in **Turkey** on 10 Dec



# Top 50 Countries: Per 1M

## 1 - 25

	Average over last 7 days		Total Since 22 Jan			Change from 14d Ago in 14 day avg of daily new	
	New Confirmed	New Deaths	Total Confirmed	Estimated Recovered	Total Deaths	Confirmed	Deaths
Czechia	660	16	141,636	128,526	2,431	-30%	-9%
Hungary	894	25	66,367	52,176	2,087	28%	52%
Belgium	415	2	75,320	67,900	1,978	68%	-14%
Bos. and Herz.	486	21	50,532	42,186	1,959	51%	64%
Slovenia	457	3	102,440	94,546	1,936	21%	2%
UK	76	1	64,104	61,132	1,869	-9%	-60%
Bulgaria	521	15	47,960	38,898	1,858	49%	24%
Italy	340	7	58,631	51,769	1,792	2%	28%
North Macedo..	508	15	61,074	52,422	1,784	44%	92%
Slovakia	231	11	65,593	60,154	1,748	-31%	-30%
US	199	3	91,636	87,448	1,662	6%	-33%
Portugal	41	1	80,488	78,228	1,652	-35%	-57%
Spain	128	5	69,957	66,728	1,608	900%	-1%
Peru	289	6	46,498	41,271	1,566	46%	5%
Brazil	354	12	59,153	52,718	1,477	13%	47%
France	561	5	70,707	61,943	1,457	50%	6%
Croatia	339	4	65,166	59,743	1,440	102%	53%
Panama	95	2	82,064	79,275	1,414	-12%	-33%
EU	369	6	59,309	52,971	1,373	34%	10%
Poland	735	10	59,925	49,294	1,372	70%	38%
Sweden	506	2	77,235	69,225	1,327	22%	-20%
Lithuania	264	4	78,744	74,233	1,308	40%	-4%
Colombia	133	3	46,966	44,078	1,240	66%	33%
Argentina	223	3	51,390	47,488	1,230	34%	1%
Romania	294	7	48,885	43,636	1,208	33%	44%

## 26 - 50

	Average over last 7 days		Total Since 22 Jan			Change from 14d Ago in 14 day avg of daily new	
	New Confirmed	New Deaths	Total Confirmed	Estimated Recovered	Total Deaths	Confirmed	Deaths
Moldova	402	10	56,385	49,692	1,207	17%	27%
Chile	347	5	51,500	45,676	1,207	33%	17%
Switzerland	207	1	68,956	65,111	1,191	41%	44%
Armenia	314	6	64,369	59,133	1,173	86%	201%
Austria	364	3	59,906	53,983	1,030	27%	20%
Kosovo	630	8	47,921	41,150	1,004	14%	11%
Latvia	274	4	53,657	48,816	998	-3%	-23%
Netherlands	447	2	74,615	67,808	970	41%	-21%
Ireland	115	2	47,608	45,091	945	10%	-38%
Georgia	101	2	70,308	68,030	944	26%	-12%
Lebanon	446	7	67,738	60,629	899	-1%	5%
Ukraine	323	7	38,941	33,912	772	59%	52%
Albania	143	4	43,234	40,239	770	-37%	-36%
Israel	55	1	96,138	94,127	716	-73%	-38%
Estonia	842	9	78,561	64,233	663	-7%	16%
Jordan	736	9	58,537	47,027	652	24%	74%
Serbia	484	4	67,012	59,025	594	11%	54%
Costa Rica	92	1	42,240	40,471	575	52%	38%
West Bank an..	384	4	52,143	45,743	569	1%	30%
Denmark	47	0	39,602	37,869	417	-19%	-21%
Kuwait	304	2	53,752	49,070	304	-1%	27%
Bahrain	498	1	83,845	77,086	303	27%	-9%
UAE	214	1	46,214	43,154	150	-16%	-49%
Qatar	210	1	61,944	59,161	99	17%	138%
Total World	73	1	16,477	15,159	360	29%	8%

Change from 14d ago:  
Compares 14d-avgs. of Daily New Cases/Deaths  
today with 14d-avgs. from 14d ago

Estimated Recovered: Cases 14d ago - Deaths today

In the last month, cases in **France** grew 21% while deaths grew 9%  
(+12,176 cases / 1M; +125 deaths / 1M)

Top 50 countries selected by Cases / 1M  
Sorted by Total Deaths / 1M  
Excluded countries with population < 1M





# Top 50 Countries: Raw Volume

Updated 30 Mar 2021, 3:30 GMT

4

## 1 - 25

	Average over last 7 days		Total Since 22 Jan			Change from 14d Ago in 14 day avg of daily new	
	New Confirmed	New Deaths	Total Confirmed	Estimated Recovered	Total Deaths	Confirmed	Deaths
EU	164,458	2,500	26,407,342	23,585,538	611,171	34%	10%
US	65,789	990	30,331,794	28,945,388	550,036	6%	-33%
Brazil	75,156	2,634	12,573,615	11,205,743	313,866	13%	47%
Mexico	4,383	513	2,227,843	1,965,897	201,832	-23%	-22%
India	58,437	278	12,095,855	11,247,717	162,114	140%	103%
UK	5,171	64	4,351,796	4,149,983	126,857	-9%	-60%
Italy	20,583	432	3,544,957	3,130,044	108,350	2%	28%
Russia	8,813	372	4,477,916	4,254,315	96,413	-10%	-8%
France	36,626	334	4,615,295	4,043,231	95,114	50%	6%
Germany	16,670	161	2,794,949	2,509,246	76,139	61%	-24%
Spain	6,003	237	3,270,825	3,119,863	75,199	900%	-1%
Colombia	6,786	133	2,389,779	2,242,805	63,079	66%	33%
Iran	8,080	86	1,864,984	1,692,455	62,478	-5%	0%
Argentina	10,063	134	2,322,611	2,146,275	55,611	34%	1%
South Africa	1,075	73	1,545,979	1,477,323	52,710	-1%	-4%
Poland	27,834	367	2,267,964	1,865,595	51,932	70%	38%
Peru	9,542	205	1,533,121	1,360,771	51,635	46%	5%
Indonesia	5,024	124	1,501,093	1,384,463	40,581	-9%	-11%
Ukraine	14,122	296	1,703,036	1,483,113	33,752	59%	52%
Turkey	29,320	150	3,240,577	2,863,663	31,230	88%	84%
Czechia	7,063	175	1,516,772	1,376,384	26,036	-30%	-9%
Romania	5,655	138	940,443	839,447	23,234	33%	44%
Chile	6,627	102	984,484	873,161	23,070	33%	17%
Belgium	4,814	28	872,936	786,940	22,921	68%	-14%
Canada	4,630	25	976,327	895,535	22,871	35%	-18%

## 26 - 50

	Average over last 7 days		Total Since 22 Jan			Change from 14d Ago in 14 day avg of daily new	
	New Confirmed	New Deaths	Total Confirmed	Estimated Recovered	Total Deaths	Confirmed	Deaths
Hungary	8,640	244	641,124	504,035	20,161	28%	52%
Portugal	420	8	820,716	797,670	16,843	-35%	-57%
Ecuador	1,753	38	325,124	285,752	16,746	40%	24%
Netherlands	7,653	28	1,278,519	1,161,881	16,620	41%	-21%
Pakistan	4,208	60	663,200	595,608	14,356	94%	16%
Iraq	5,674	30	838,265	748,836	14,249	17%	28%
Sweden	5,107	20	780,018	699,125	13,402	22%	-20%
Philippines	8,586	31	731,894	613,707	13,186	116%	-32%
Bulgaria	3,623	104	333,250	270,281	12,913	49%	24%
Switzerland	1,791	9	596,790	563,510	10,305	41%	44%
Slovakia	1,264	63	358,115	328,418	9,542	-31%	-30%
Austria	3,282	27	539,541	486,189	9,275	27%	20%
Japan	1,790	32	469,636	438,921	9,079	42%	-34%
Bangladesh	3,887	33	600,895	550,219	8,949	237%	144%
Morocco	417	5	494,756	480,289	8,807	6%	-23%
Saudi Arabia	492	6	388,866	376,096	6,656	21%	14%
Jordan	7,505	95	597,256	479,819	6,651	24%	74%
Israel	480	13	832,125	814,716	6,197	-73%	-38%
Lebanon	3,046	47	462,339	413,817	6,136	-1%	5%
Panama	410	7	354,085	342,052	6,103	-12%	-33%
Serbia	4,230	32	585,506	515,721	5,190	11%	54%
Belarus	1,167	9	319,599	301,043	2,227	9%	5%
UAE	2,121	6	457,071	426,809	1,486	-16%	-49%
Malaysia	1,247	3	342,885	323,711	1,260	-20%	-40%
Total World	564,797	9,802	127,644,090	117,432,401	2,791,751	29%	8%

\*Change from 14d ago:  
Compares 14d-avgs. of Daily New Cases/Deaths  
today with 14d-avgs. from 14d ago

Estimated Recovered: Cases 14d ago - Deaths today

In the last week, cases in **Argentina** grew 3% while deaths grew 2%  
(+70,439 cases; +940 deaths)

Top 50 countries selected by Total Cases  
Sorted by Raw Total Deaths  
Excluded countries with population < 1M

N/A\*\* due to inconsistent reporting of Recovered Cases



# United States: Per 1M



## 1 - 25

	Average over last 7 days		Total Since 22 Jan			Change from 14d Ago in 14 day avg of daily new	
	New Confirmed	New Deaths	Total Confirmed	Estimated Recovered	Total Deaths	Confirmed	Deaths
New Jersey	502	4	101,357	91,901	2,748	24%	-27%
New York	543	5	95,585	87,301	2,578	13%	-12%
Massachusetts	314	5	91,553	85,068	2,485	32%	-14%
Rhode Island	321	1	128,775	121,653	2,467	1%	-37%
Mississippi	85	2	102,379	98,745	2,352	-35%	-56%
Arizona	74	3	115,473	112,171	2,324	-54%	-36%
Connecticut	351	2	86,512	79,999	2,211	46%	-31%
South Dakota	220	2	132,634	127,412	2,185	23%	-13%
Louisiana	87	3	95,488	91,947	2,177	-10%	-20%
Alabama	83	3	104,956	101,506	2,147	-56%	-51%
North Dakota	176	1	134,686	130,571	1,966	43%	-23%
Pennsylvania	299	2	79,510	73,839	1,952	38%	-27%
Indiana	134	2	101,710	98,027	1,935	9%	-39%
New Mexico	91	2	91,200	88,020	1,872	-14%	-42%
Illinois	186	2	97,816	93,633	1,857	32%	-32%
Arkansas	62	3	109,354	106,521	1,856	-35%	-48%
Iowa	181	2	111,002	106,994	1,816	8%	-49%
Georgia	135	5	99,499	95,673	1,786	-17%	-21%
S. Carolina	218	3	106,836	101,980	1,772	-2%	-23%
Tennessee	168	3	118,564	114,352	1,738	-1%	5%
Michigan	516	2	73,390	65,772	1,708	123%	7%
Nevada	90	3	98,460	95,526	1,700	-31%	-29%
Kansas	75	3	104,149	101,457	1,668	-21%	-25%
Texas	141	3	96,090	92,554	1,660	-23%	-38%
Delaware	289	3	96,945	91,462	1,594	7%	-54%

## 26 - 51

	Average over last 7 days		Total Since 22 Jan			Change from 14d Ago in 14 day avg of daily new	
	New Confirmed	New Deaths	Total Confirmed	Estimated Recovered	Total Deaths	Confirmed	Deaths
Ohio	146	0	86,672	83,139	1,585	6%	-92%
Florida	241	3	95,326	90,623	1,548	-1%	-33%
DC	175	2	62,697	58,893	1,501	-16%	-26%
California	67	5	92,729	90,276	1,494	-28%	-44%
West Virginia	230	2	78,672	74,235	1,472	46%	-54%
Missouri	113	2	94,570	91,668	1,433	14%	-64%
Maryland	198	2	67,664	63,814	1,366	32%	16%
Kentucky	135	8	95,202	91,898	1,352	-24%	194%
Montana	142	3	97,460	94,030	1,344	16%	19%
Wisconsin	114	1	108,967	106,212	1,250	10%	-39%
Minnesota	259	2	91,603	87,116	1,226	42%	-62%
Oklahoma	87	2	110,654	108,149	1,226	-36%	-33%
Wyoming	114	0	97,087	94,395	1,201	1%	-80%
Virginia	176	2	72,229	68,613	1,197	10%	-88%
N. Carolina	173	3	86,845	83,345	1,152	2%	-17%
Nebraska	146	3	107,812	104,724	1,124	0%	7%
Idaho	160	1	100,591	97,198	1,095	-2%	-16%
Colorado	209	1	79,768	76,110	1,058	3%	-41%
New Hampshire	272	2	61,292	57,053	910	40%	31%
Washington	120	1	47,589	45,343	686	21%	-45%
Utah	132	2	120,013	117,433	659	-13%	0%
Oregon	83	0	38,922	37,322	563	9%	-54%
Maine	148	1	37,219	34,570	548	16%	-50%
Alaska	142	1	84,972	82,398	428	-19%	17%
Vermont	266	1	30,452	26,871	361	18%	22%
Hawaii	72	1	21,126	19,873	326	62%	-8%

\*Change from 14d ago:  
Compares 14d-avgs. of Daily New Cases/Deaths  
today with 14d-avgs. from 14d ago

Estimated Recovered: Cases 14d ago - Deaths today

In the last month, cases in **Michigan** grew by 13% (+8,557 cases per 1M)

Sorted by Total Deaths / 1M

N/As due to states revising and updating case counts





# United States: Raw Volume

## 1 - 25

	Average over last 7 days		Total Since 22 Jan			Change from 14d Ago in 14 day avg of daily new	
	New Confirmed	New Deaths	Total Confirmed	Estimated Recovered	Total Deaths	Confirmed	Deaths
California	2,659	202	3,663,913	3,566,997	59,030	-28%	-44%
New York	10,558	102	1,859,474	1,698,324	50,158	13%	-12%
Texas	4,095	98	2,786,219	2,683,680	48,134	-23%	-38%
Florida	5,167	67	2,047,379	1,946,387	33,247	-1%	-33%
Pennsylvania	3,827	31	1,017,881	945,290	24,991	38%	-27%
New Jersey	4,462	32	900,273	816,281	24,404	24%	-27%
Illinois	2,359	21	1,239,502	1,186,505	23,527	32%	-32%
Georgia	1,434	58	1,056,421	1,015,801	18,962	-17%	-21%
Ohio	1,704	0	1,013,119	971,815	18,525	6%	-92%
Massachusetts	2,165	34	631,031	586,334	17,130	32%	-14%
Michigan	5,157	21	732,938	656,860	17,056	123%	7%
Arizona	536	25	840,492	816,463	16,918	-54%	-36%
Indiana	902	12	684,733	659,939	13,028	9%	-39%
N. Carolina	1,819	36	910,833	874,133	12,085	2%	-17%
Tennessee	1,150	22	809,692	780,929	11,866	-1%	5%
Alabama	406	13	514,619	497,703	10,526	-56%	-51%
Virginia	1,506	13	616,509	585,646	10,219	10%	-88%
Louisiana	406	13	443,905	427,443	10,122	-10%	-20%
S. Carolina	1,124	14	550,068	525,066	9,122	-2%	-23%
Missouri	694	11	580,417	562,608	8,797	14%	-64%
Maryland	1,196	11	409,075	385,798	8,260	32%	16%
Connecticut	1,253	6	308,439	285,219	7,883	46%	-31%
Wisconsin	667	5	634,453	618,413	7,277	10%	-39%
Mississippi	252	6	304,695	293,880	7,001	-35%	-56%
Minnesota	1,462	9	516,608	491,305	6,913	42%	-62%

## 26 - 51

	Average over last 7 days		Total Since 22 Jan			Change from 14d Ago in 14 day avg of daily new	
	New Confirmed	New Deaths	Total Confirmed	Estimated Recovered	Total Deaths	Confirmed	Deaths
Colorado	1,204	3	459,361	438,298	6,092	3%	-41%
Kentucky	602	35	425,333	410,568	6,042	-24%	194%
Iowa	572	8	350,219	337,574	5,729	8%	-49%
Arkansas	186	8	330,008	321,459	5,601	-35%	-48%
Nevada	277	9	303,273	294,234	5,237	-31%	-29%
Washington	914	6	362,385	345,280	5,226	21%	-45%
Kansas	217	8	303,418	295,575	4,859	-21%	-25%
Oklahoma	343	9	437,853	427,943	4,850	-36%	-33%
New Mexico	191	5	191,230	184,563	3,925	-14%	-42%
West Virginia	413	4	140,991	133,040	2,638	46%	-54%
Rhode Island	340	1	136,419	128,874	2,613	1%	-37%
Oregon	351	1	164,164	157,415	2,375	9%	-54%
Nebraska	283	6	208,553	202,578	2,175	0%	7%
Utah	424	7	384,756	376,486	2,114	-13%	0%
Idaho	286	2	179,763	173,700	1,957	-2%	-16%
South Dakota	195	1	117,336	112,716	1,933	23%	-13%
Delaware	282	3	94,402	89,062	1,552	7%	-54%
North Dakota	134	1	102,639	99,503	1,498	43%	-23%
Montana	152	3	104,163	100,497	1,436	16%	19%
New Hampshire	370	3	83,340	77,576	1,237	40%	31%
DC	124	1	44,248	41,564	1,059	-16%	-26%
Maine	198	1	50,030	46,470	736	16%	-50%
Wyoming	66	0	56,190	54,632	695	1%	-80%
Hawaii	102	1	29,912	28,137	461	62%	-8%
Alaska	104	0	62,161	60,278	313	-19%	17%
Vermont	166	1	19,002	16,767	225	18%	22%

\*Change from 14d ago:  
Compares 14d-avgs. of Daily New Cases/Deaths today with 14d-avgs. from 14d ago

Estimated Recovered: Cases 14d ago - Deaths today

California accounts for 20% of new deaths in the US today

Sorted by Raw Total Deaths

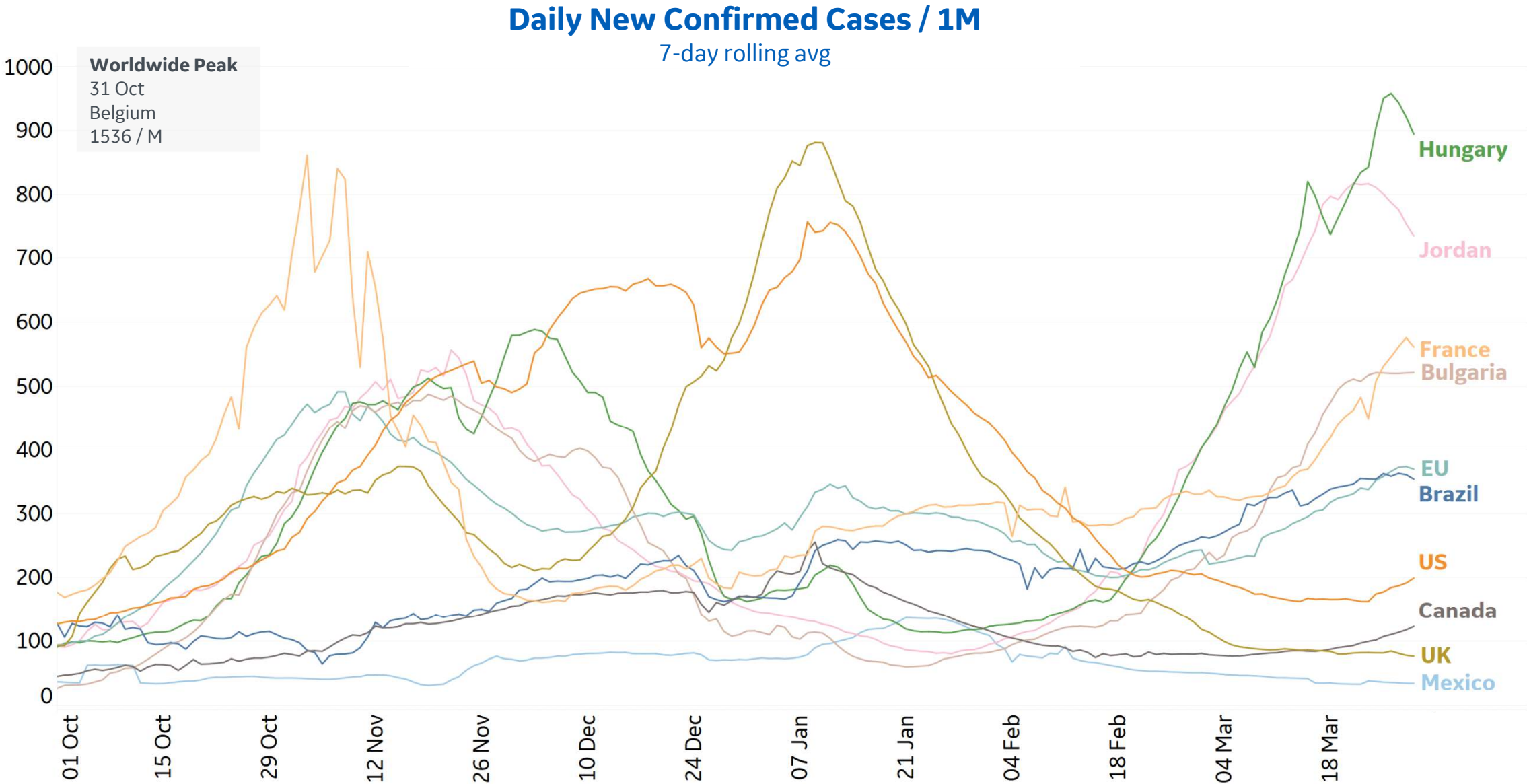
N/As due to states revising and updating case counts



# New Confirmed Cases in Select Countries

Updated 30 Mar 2021, 3:30 GMT

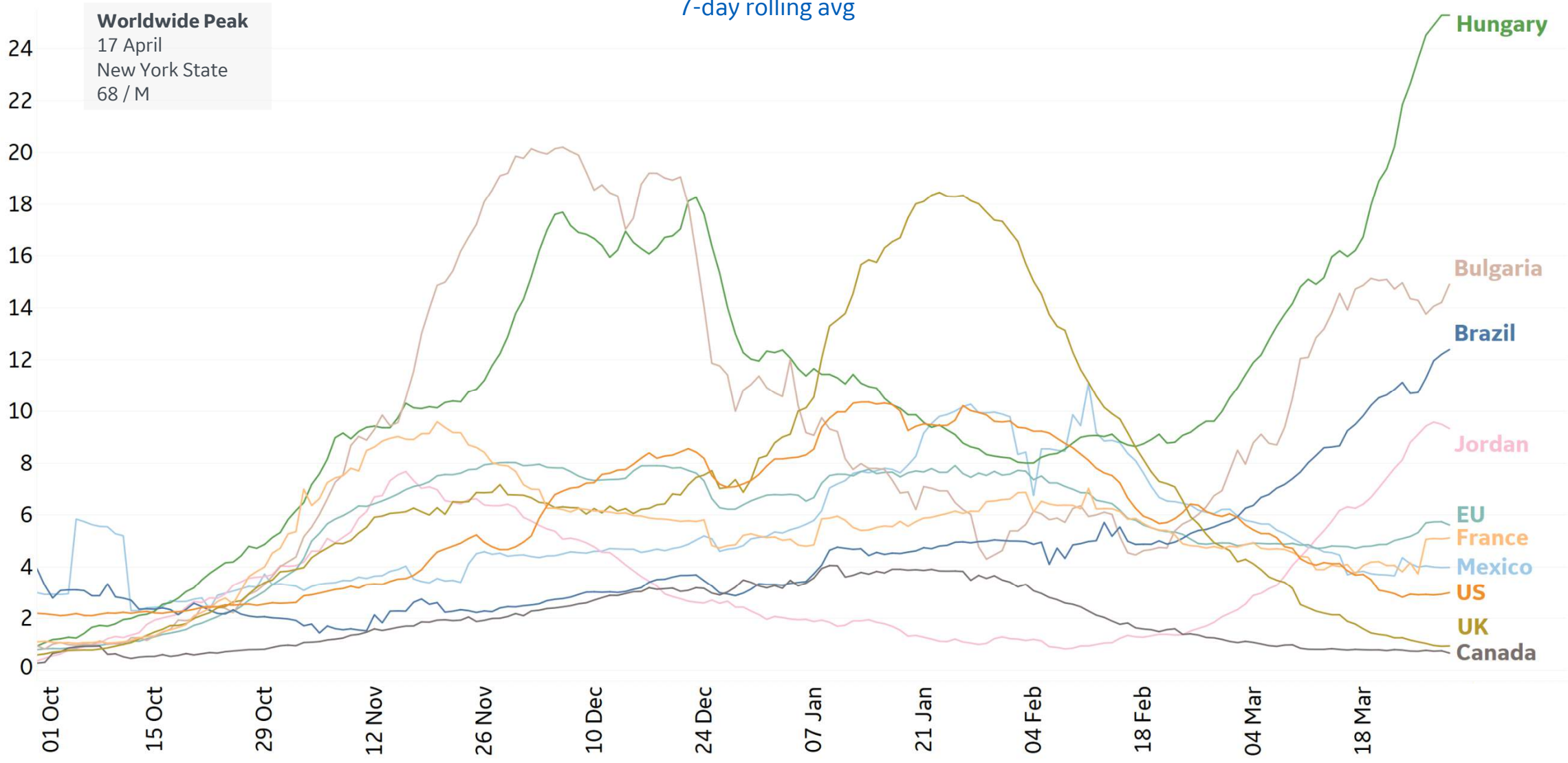
7





# New Deaths in Select Countries

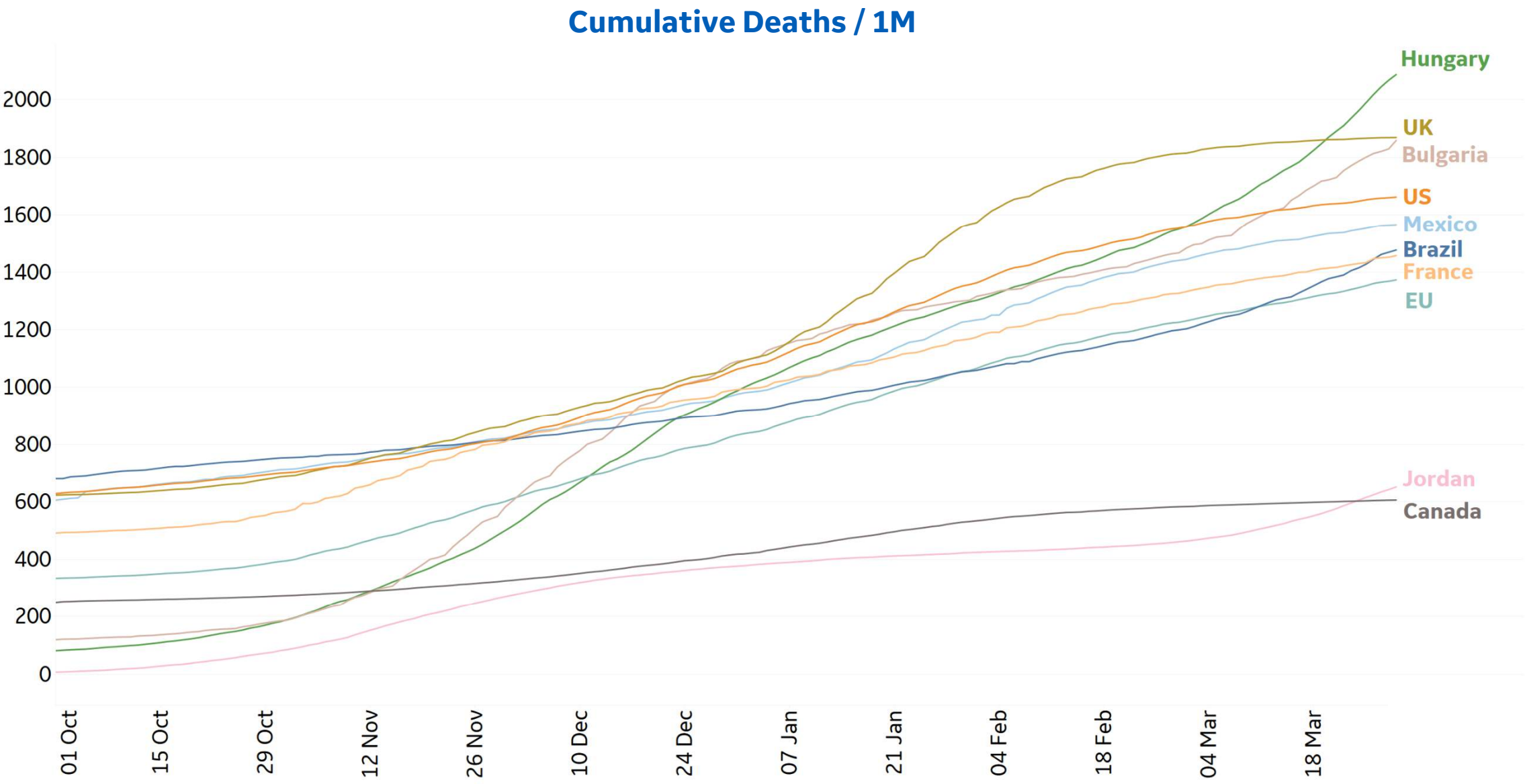
Daily New Deaths / 1M  
7-day rolling avg







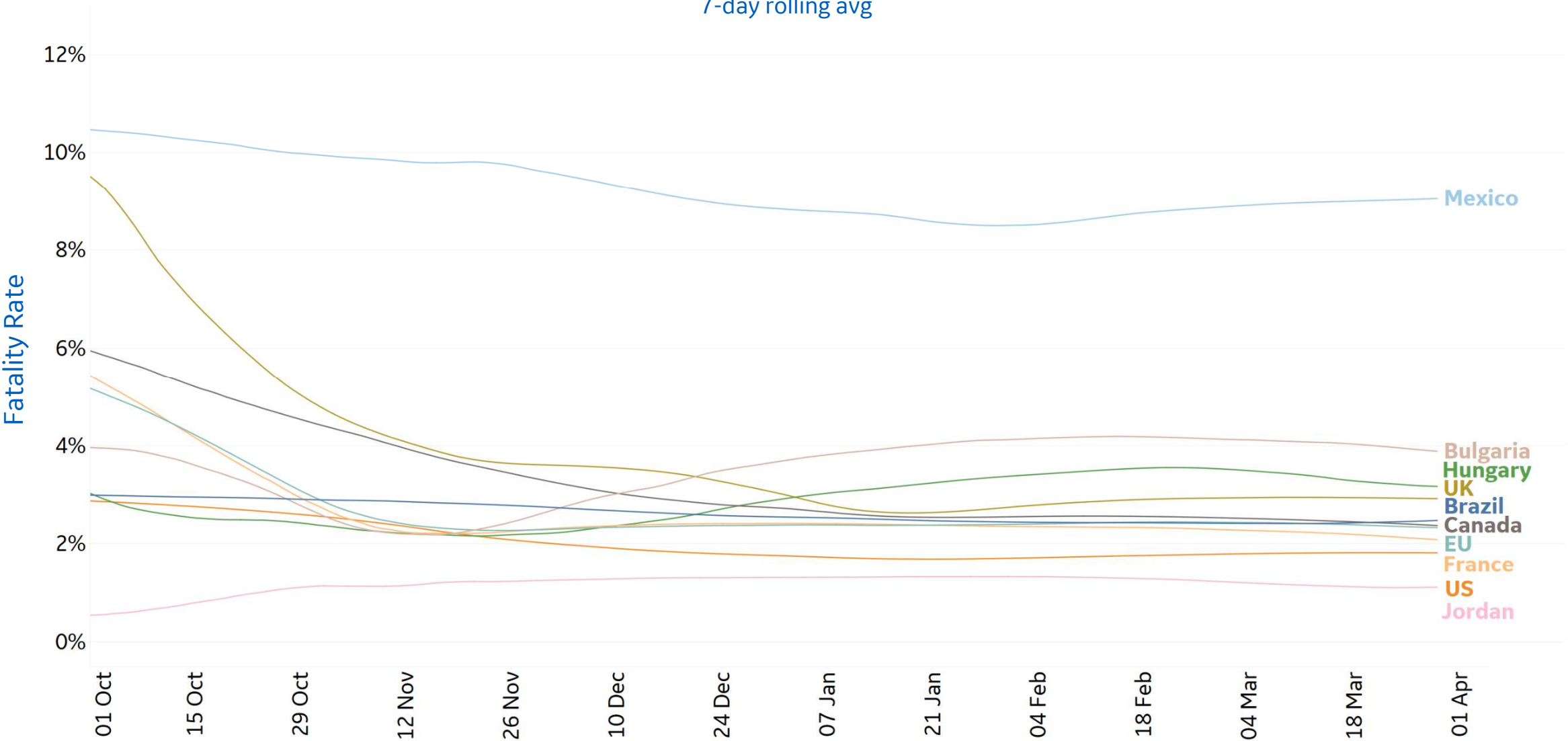
# Cumulative Deaths in Select Countries





# Fatality Rate in Select Countries

Deaths / Confirmed Cases  
7-day rolling avg





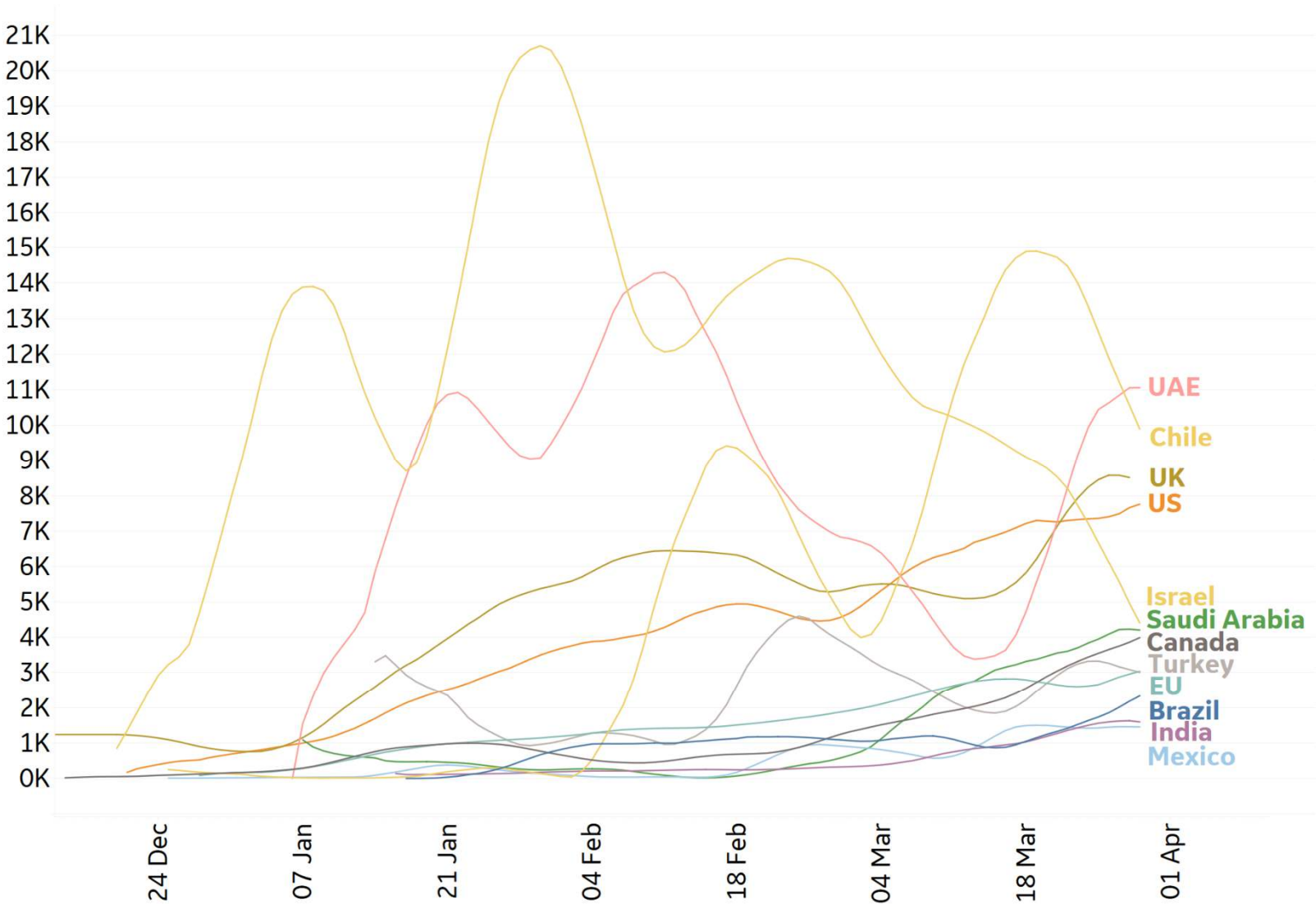
# Daily & Total Vaccinations, Select Countries

Updated 30 Mar 2021, 3:30 GMT

11

Select countries with data available

Daily New Vaccinations / 1M, 7-day avg



	Total Vax per 1M	% of Population FULLY Vaccinated
Israel	1,151,895	54.8%
UAE	822,397	
Chile	518,152	17.6%
UK	502,594	5.4%
US	440,519	15.9%
Hungary	270,150	7.1%
Turkey	177,252	7.8%
Spain	161,939	5.6%
France	160,150	4.1%
Italy	159,752	5.0%
Portugal	158,718	4.6%
EU	156,784	4.7%
Germany	153,644	4.6%
Canada	140,459	1.8%
Saudi Arabia	121,835	
Brazil	85,069	1.9%
Mexico	54,435	0.7%
India	44,285	0.6%

\*Total Vax and % Fully Vaccinated use most current reported data per country





# US State Vaccinations to Date



State	% Fully Vaccinated	% Rec'd at Least 1 Dose	Population
New Mexico	23.1%	37.5%	2,096,829
Alaska	22.0%	33.7%	731,545
South Dakota	21.9%	34.3%	884,659
Rhode Island	20.1%	31.8%	1,059,361
North Dakota	19.9%	31.1%	762,062
Connecticut	19.6%	34.4%	3,565,287
Maine	19.3%	33.7%	1,344,212
Iowa	19.0%	30.3%	3,155,070
West Virginia	18.5%	29.3%	1,792,147
Hawaii	18.3%	31.0%	1,415,872
Massachusetts	18.2%	33.3%	6,892,503
Montana	18.2%	29.7%	1,068,778
Wisconsin	18.2%	31.3%	5,822,434
Wyoming	18.1%	27.1%	578,759
Minnesota	18.1%	30.6%	5,639,632
Vermont	17.8%	32.6%	623,989
New Jersey	17.6%	32.2%	8,882,190
Nebraska	17.4%	29.9%	1,934,408
Oklahoma	17.3%	30.4%	3,956,971
Washington	17.3%	29.3%	7,614,893
New Hampshire	17.0%	30.2%	1,359,711
Colorado	17.0%	28.9%	5,758,736
Kentucky	16.8%	30.6%	4,467,673
Arizona	16.6%	28.9%	7,278,717
Michigan	16.5%	27.8%	9,986,857

**15.6%**  
Total US population  
**fully vaccinated**  
(**156,082 per million**)

**28.2%**  
Total US population  
having received  
**at least 1 dose**  
(**281,870 per million**)

Fully vaccinated people are persons who  
have received all doses required per vaccine

State	% Fully Vaccinated	% Rec'd at Least 1 Dose	Population
Ohio	16.4%	28.4%	11,689,100
Kansas	16.4%	29.3%	2,913,314
Indiana	16.3%	24.9%	6,732,219
Virginia	16.2%	29.9%	8,535,519
Maryland	16.2%	30.0%	6,045,680
Illinois	16.1%	30.2%	12,671,821
Oregon	16.1%	27.5%	4,217,737
Pennsylvania	16.1%	31.0%	12,801,989
Idaho	16.1%	25.3%	1,787,065
North Carolina	16.0%	28.4%	10,488,084
Louisiana	15.8%	25.6%	4,648,794
New York	15.8%	30.1%	19,453,561
Nevada	15.7%	27.4%	3,080,156
Delaware	15.7%	29.8%	973,764
California	15.5%	29.9%	39,512,223
Florida	15.1%	27.2%	21,477,737
Mississippi	14.7%	24.3%	2,976,149
South Carolina	14.7%	26.8%	5,148,714
Missouri	14.5%	25.2%	6,137,428
Arkansas	13.5%	25.5%	3,017,804
Tennessee	13.4%	24.4%	6,829,174
Texas	13.0%	24.9%	28,995,881
Alabama	12.9%	22.7%	4,903,185
Georgia	12.0%	23.1%	10,617,423
Utah	10.9%	24.5%	3,205,958



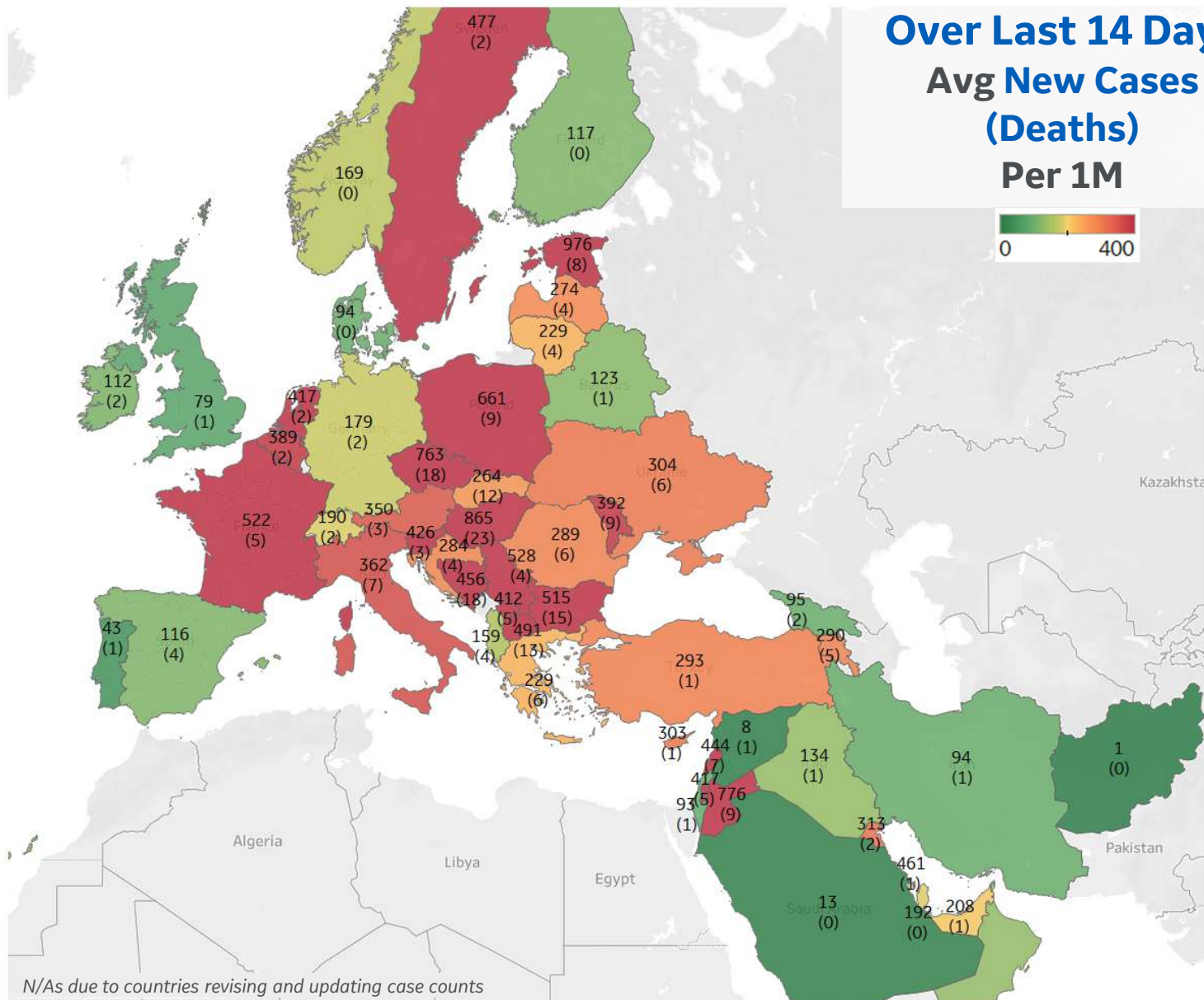
## Per 1M in Region

	Today	Change
Active Cases	19,570	+0.1%
Confirmed	203 new	+0.4%
Deaths	3 new	+0.3%
Recovered	175 new	+0.7%

## Most Daily New Cases / 1M

Estonia	976
Hungary	865
Jordan	776
Czechia	763
Poland	661
Serbia	528
France	522
Bulgaria	515
North Macedonia	491
Sweden	477

\* Excludes regions with population < 1M



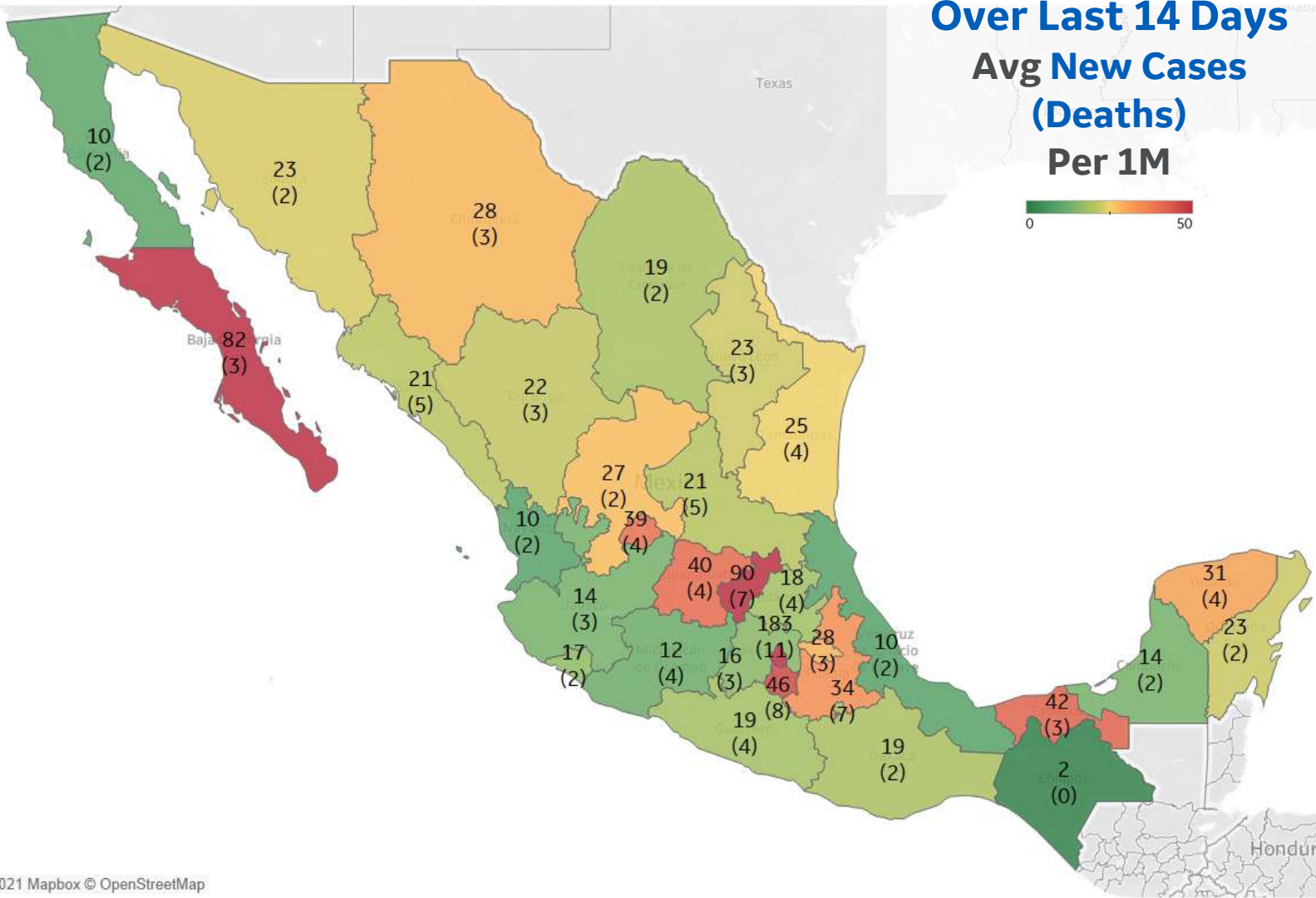


## Per 1M in Region

	Today	Change
Active Cases	2,023	-0.9%
Confirmed	10 new	+0.1%
Deaths	2 new	+0.1%
Recovered	27 new	+0.2%

## Most Daily New Cases / 1M

Distrito Federal	183
Querétaro	90
Baja California Sur	82
Morelos	46
Tabasco	42
Guanajuato	40
Aguascalientes	39
Nacional	34
Puebla	34
Yucatán	31



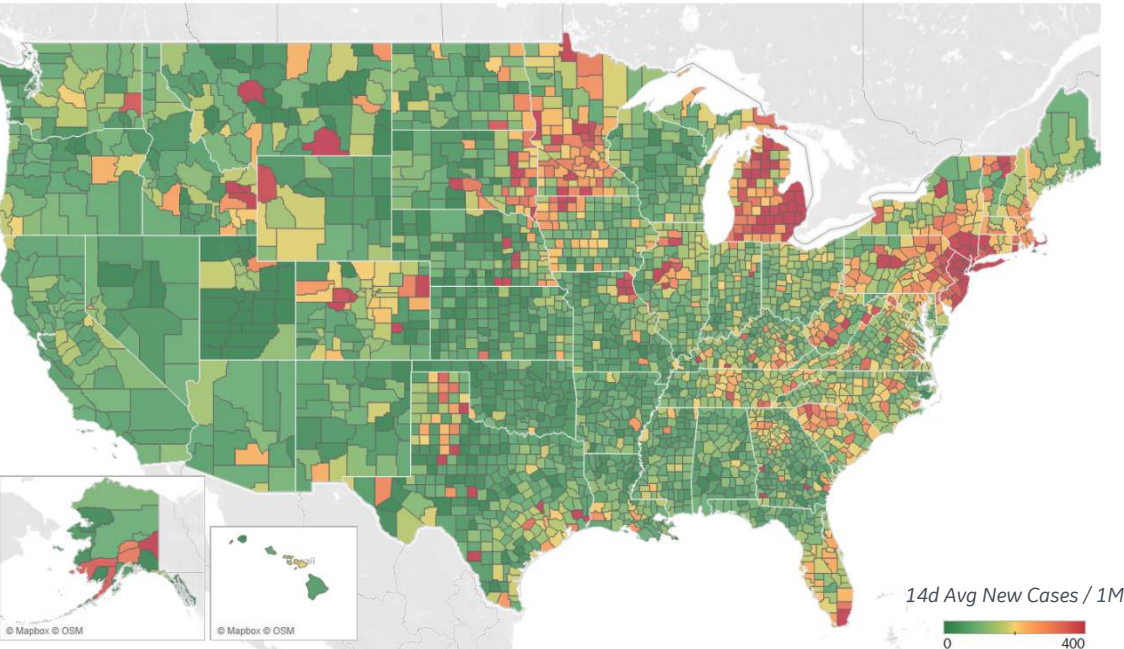




# US Counties: Recent Cases and Deaths

Updated 30 Mar 2021, 3:30 GMT 15

## Average New Cases per 1M Over Last 14 Days

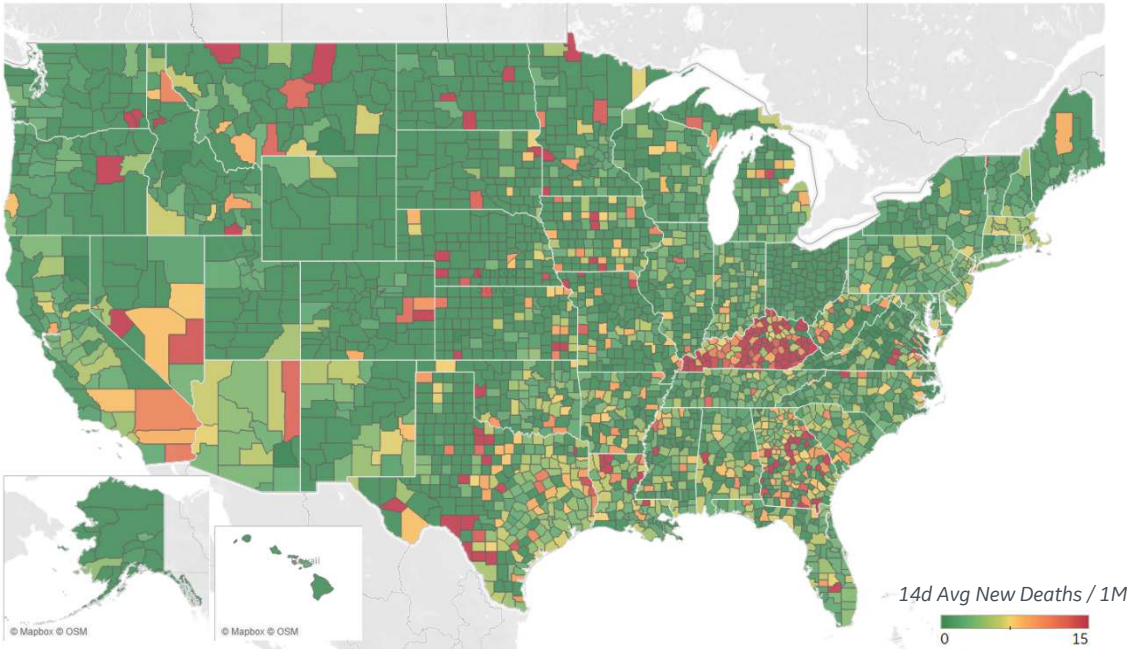


### Top 10 by New Confirmed

Avg New Confirmed Cases / 1M

Macomb County, MI	681
Monmouth County, NJ	615
Orange County, NY	593
Ocean County, NJ	559
Hudson County, NJ	556
Essex County, NJ	522
Bergen County, NJ	520
Passaic County, NJ	513
New York City*	509
Morris County, NJ	498

## Average New Deaths per 1M Over Last 14 Days



### Top 10 by New Deaths

Avg New Deaths/ 1M

Jefferson County, KY	19
San Bernardino County, CA	11
Solano County, CA	9
Riverside County, CA	8
Kern County, CA	8
Madison County, IL	7
New York City*	7
Wake County, NC	7
Hampden County, MA	7
Fayette County, KY	7

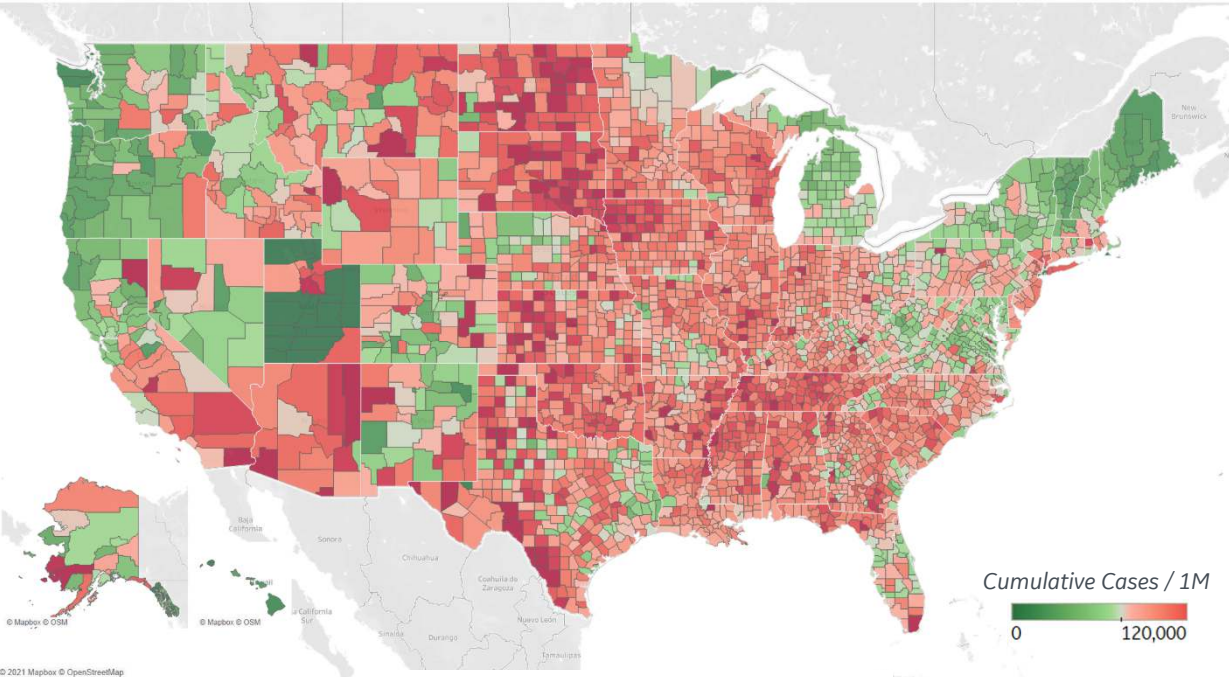
**Note:** Lists includes counties  
≥ 250K population



# US Counties: Cumulative Cases and Deaths

Updated 30 Mar 2021, 3:30 GMT

## Confirmed **Cases** per 1M to date

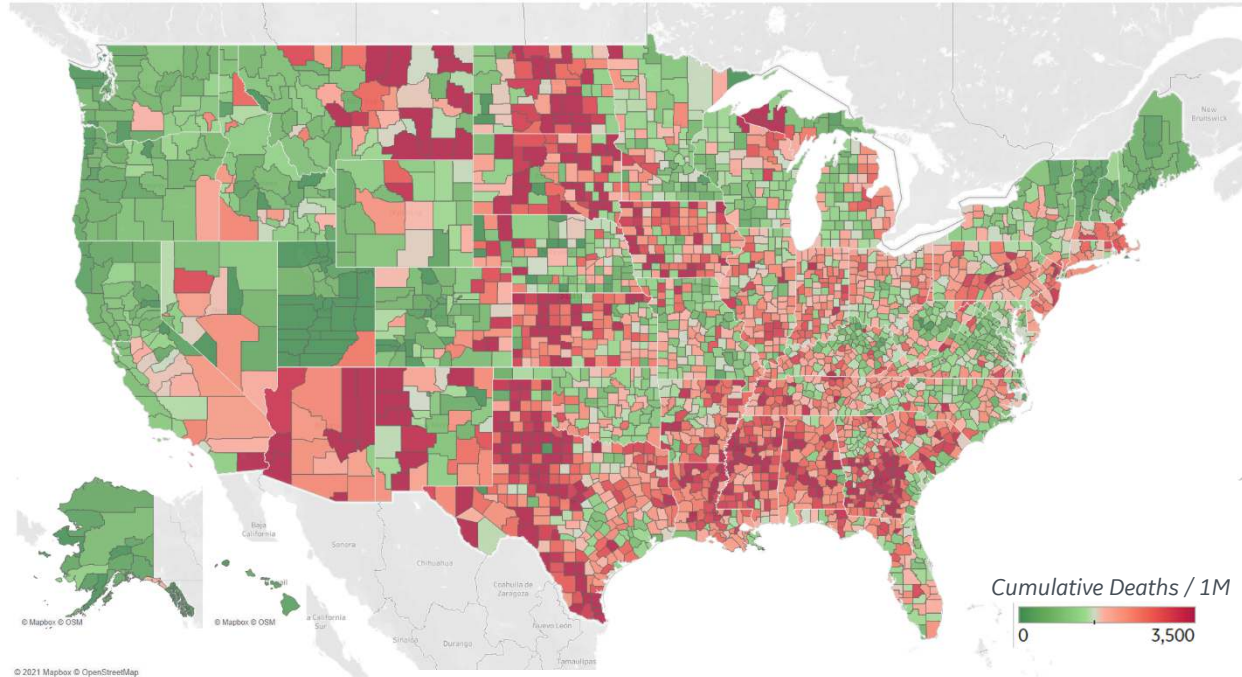


### Top 10 Counties

Total Confirmed Cases / 1M

Miami-Dade County, FL	163,127
Lubbock County, TX	156,284
Webb County, TX	155,802
El Paso County, TX	153,848
Utah County, UT	145,869
Providence County, RI	136,979
San Bernardino County, CA	133,350
Rockland County, NY	132,715
Greenville County, SC	132,009
Brown County, WI	127,345

## Reported **Deaths** per 1M to date



### Top 10 Counties

Total Reported Deaths / 1M

New York City*	5,801
Cameron County, TX	3,672
Passaic County, NJ	3,551
Essex County, NJ	3,478
Union County, NJ	3,320
Ocean County, NJ	3,269
Hidalgo County, TX	3,177
Hudson County, NJ	3,126
Hampden County, MA	3,090
El Paso County, TX	3,019

\* New York City counties aggregated into one reporting area

**Note:** Lists includes counties  $\geq 250K$  population





## Per 1M in Region

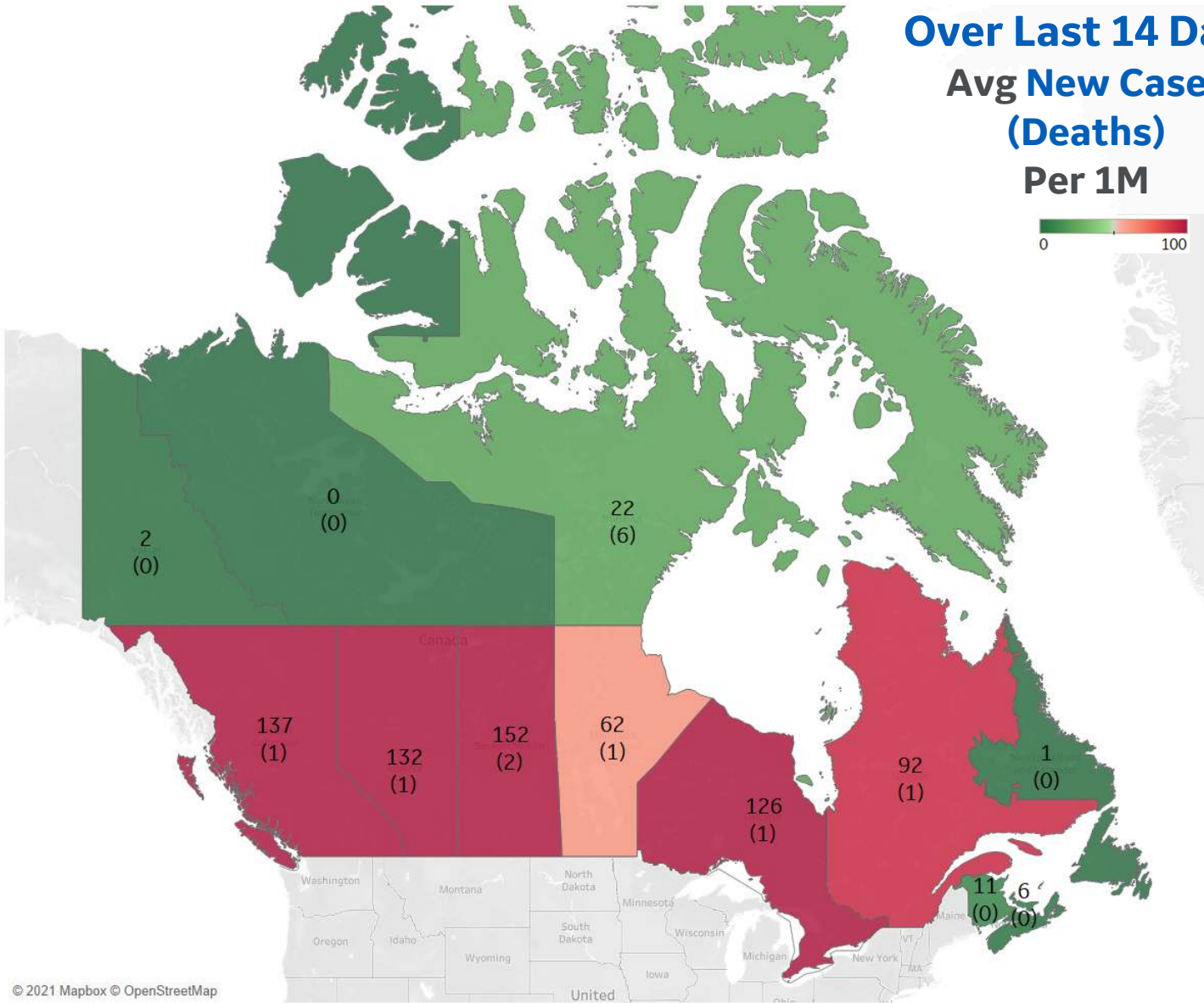

	Today	Change
Active Cases	1,164	+3.8%
Confirmed	166 new	+0.6%
Deaths	0 new	+0%
Recovered	123 new	+0.5%

## Most Daily New Cases / 1M

Saskatchewan	152
British Columbia	137
Alberta	132
Ontario	126
Quebec	92
Manitoba	62

\* Excludes regions with population < 1M

## Over Last 14 Days Avg New Cases (Deaths) Per 1M







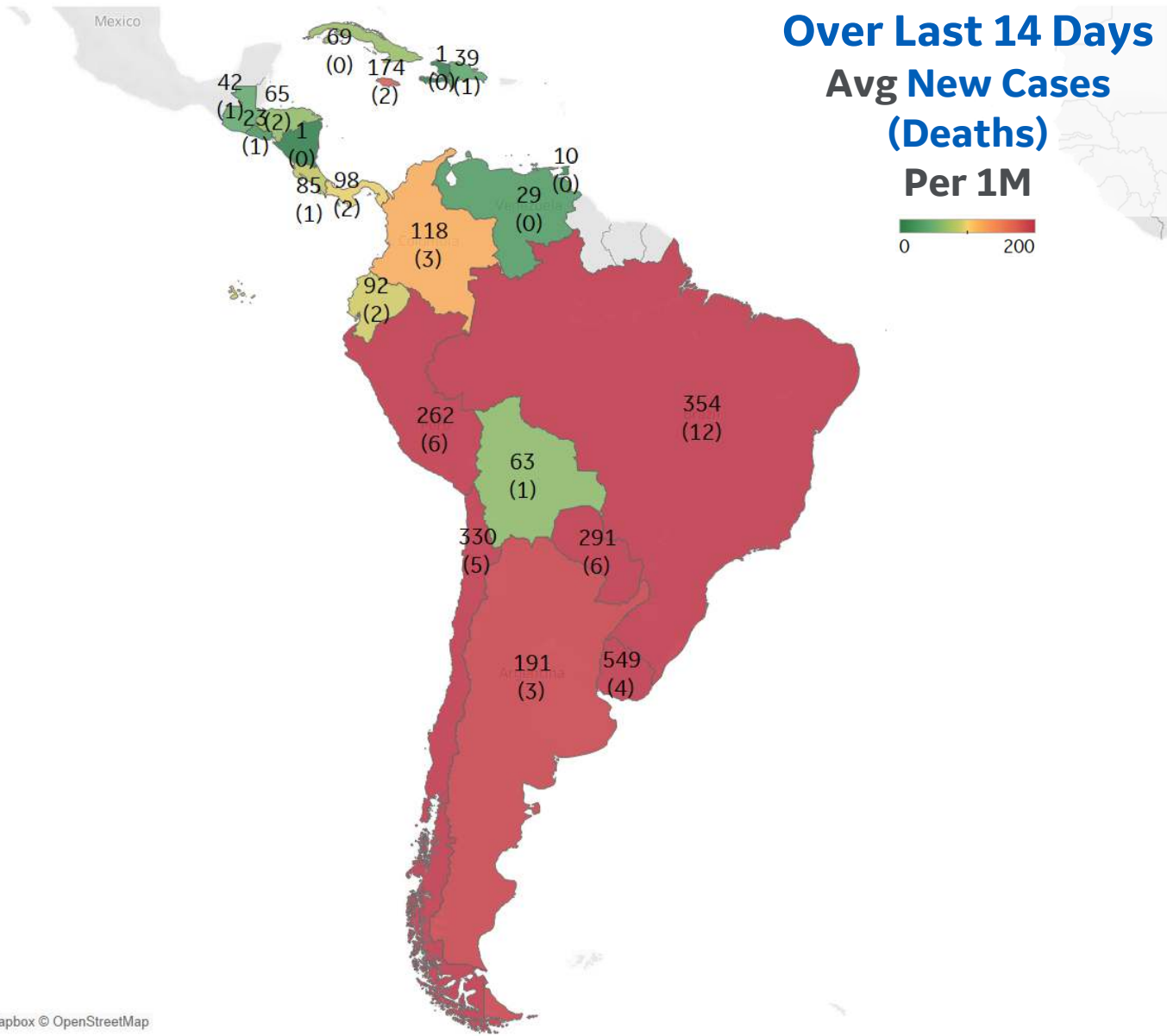
## Per 1M in Region

	Today	Change
Active Cases	3,629	+1.2%
Confirmed	154 new	+0.4%
Deaths	5 new	+0.5%
Recovered	107 new	+0.3%

## Most Daily New Cases / 1M

Uruguay	549
Brazil	354
Chile	330
Paraguay	291
Peru	262
Argentina	191
Jamaica	174
Colombia	118
Panama	98
Ecuador	92

\* Excludes regions with population < 1M





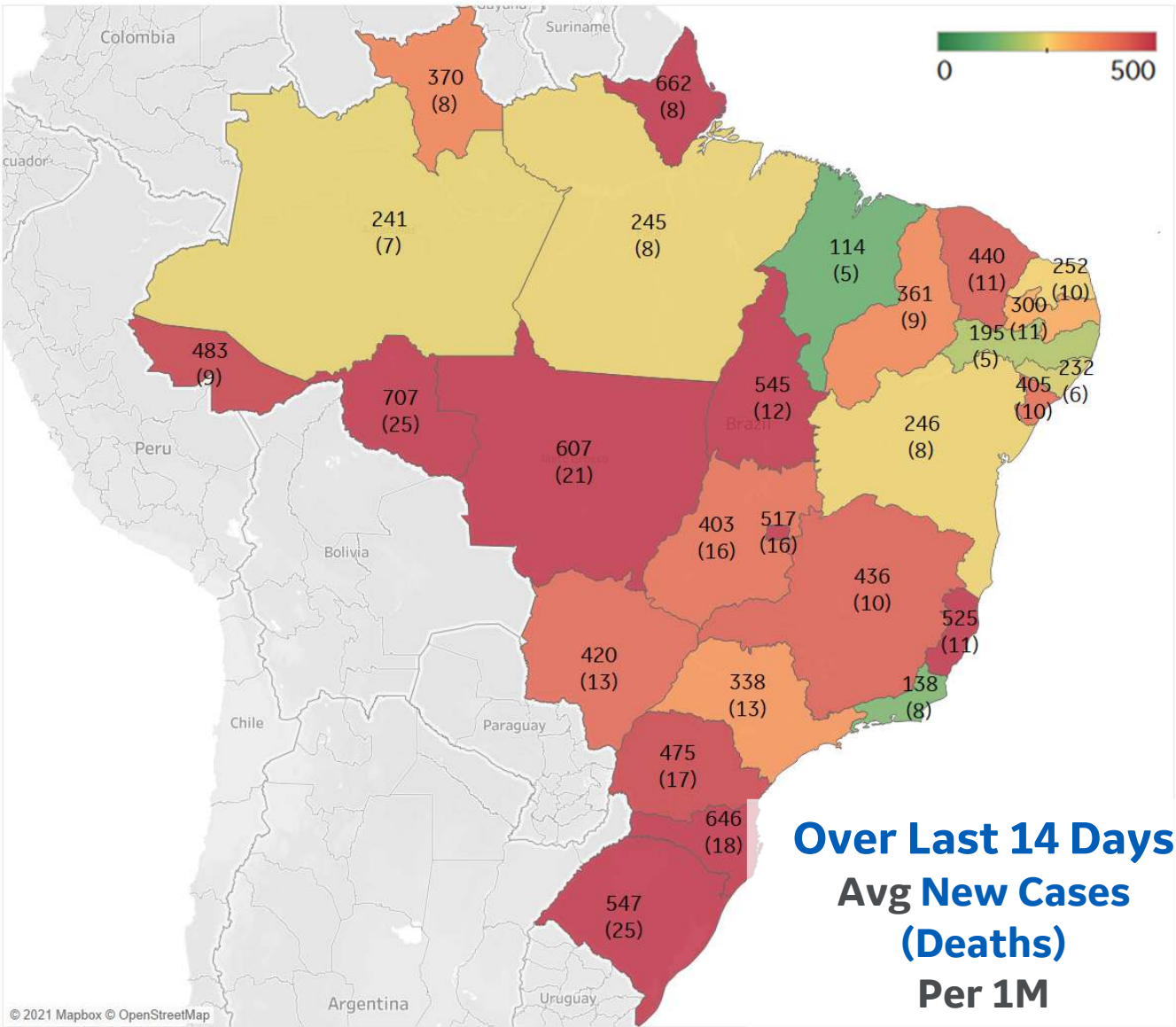
## Per 1M in Region

	Today	Change
Active Cases	5,822	+1.6%
Confirmed	183 new	+0.3%
Deaths	8 new	+0.5%
Recovered	85 new	+0.2%

## Most Daily New Cases / 1M

Rondônia	707
Santa Catarina	646
MatoGrosso	607
Rio Grande do ..	547
Tocantins	545
Espírito Santo	525
Distrito Federal	517
Paraná	475
Ceará	440
Minas Gerais	436

\* Excludes regions with population < 1M





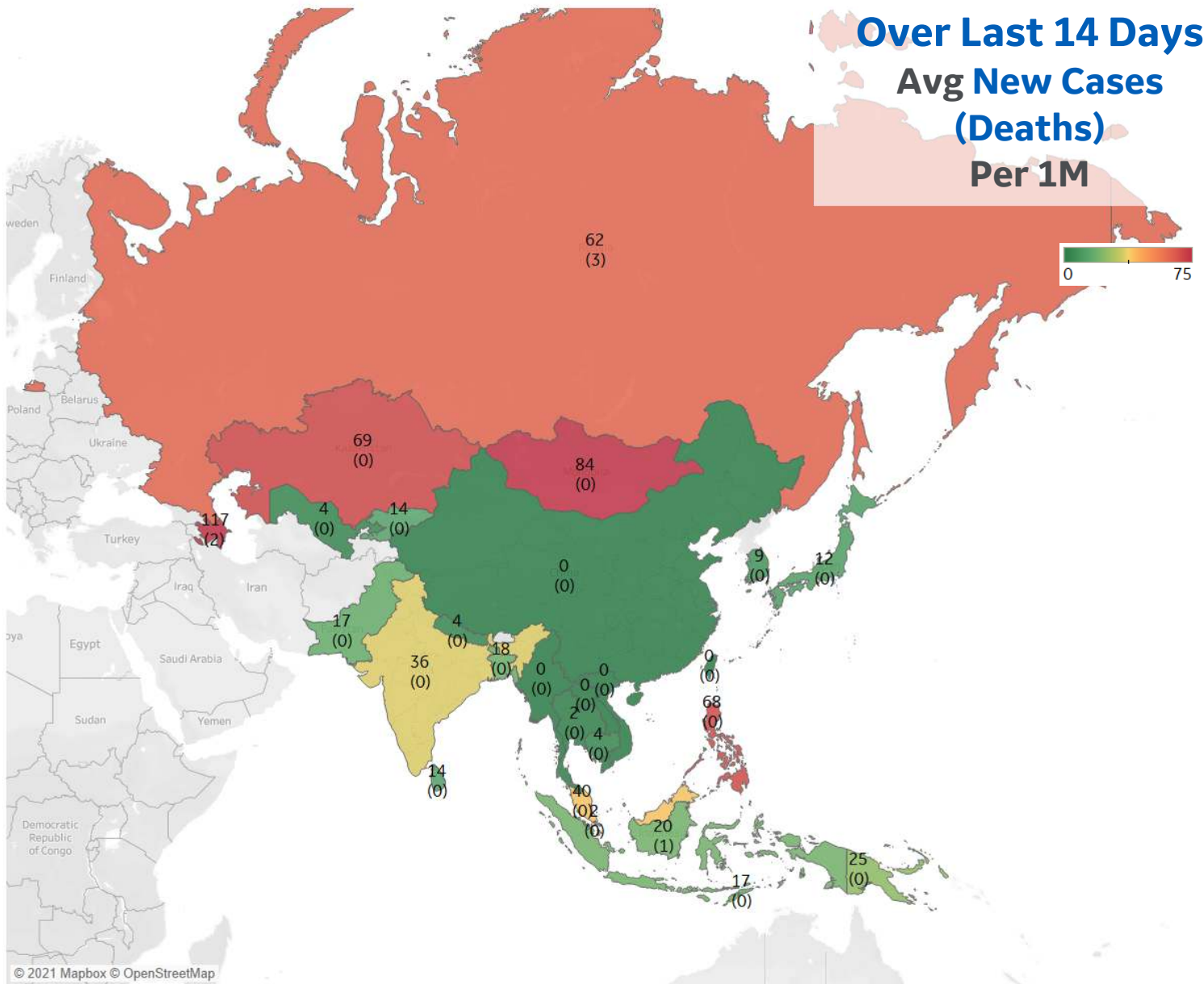
## Per 1M in Region

	Today	Change
Active Cases	293	+2.7%
Confirmed	22 new	+0.4%
Deaths	0.2 new	+0.3%
Recovered	14 new	+0.3%

## Most Daily New Cases / 1M

Azerbaijan	117
Mongolia	84
Kazakhstan	69
Philippines	68
Russia	62
Malaysia	40
India	36
Papua New Guin..	25
Indonesia	20
Bangladesh	18

\* Excludes regions with population < 1M





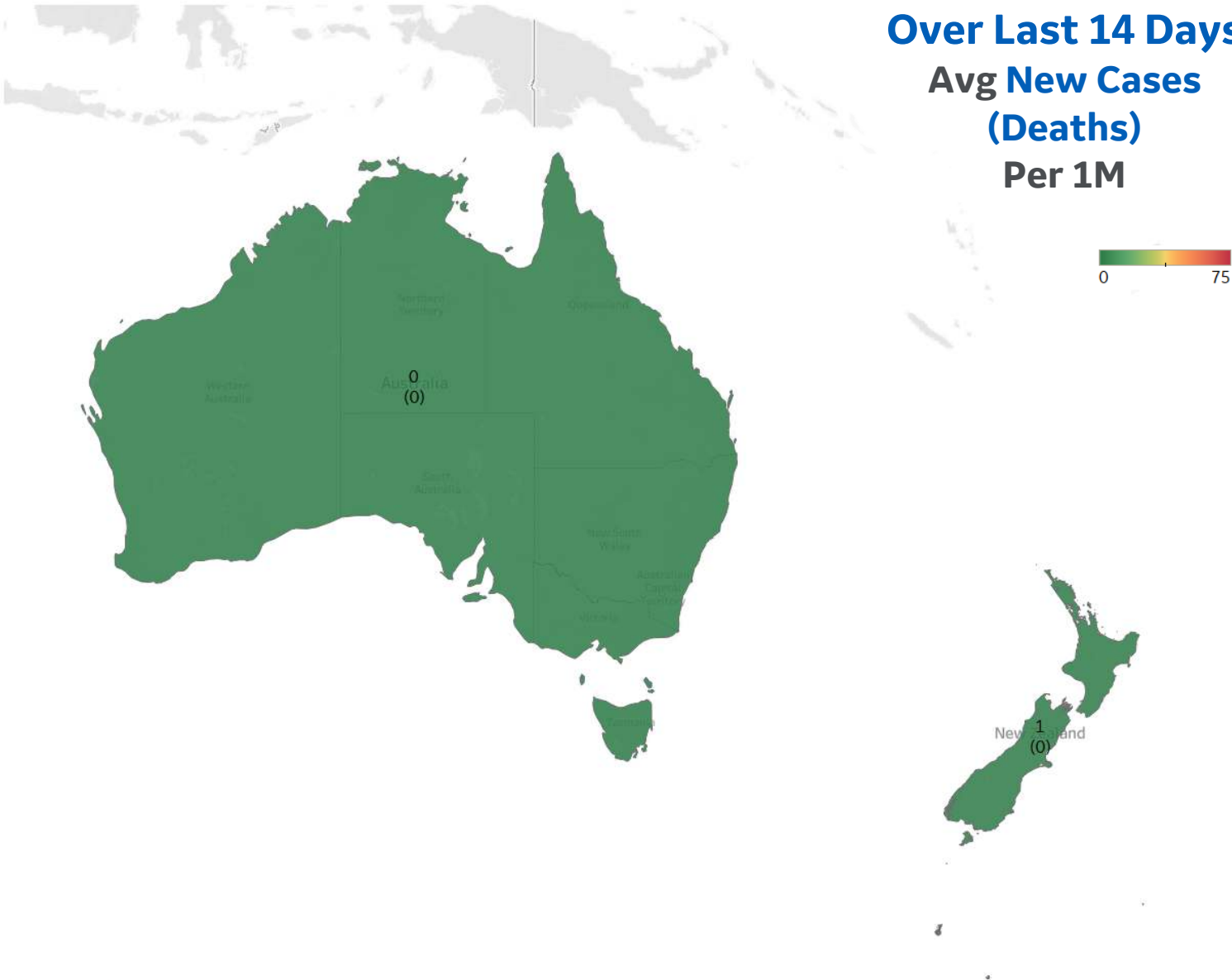


## Per 1M in Region

	Today	Change
Active Cases	175	+0%
Confirmed	1 new	+0%
Deaths	0 new	+0%
Recovered	0 new	+0%

## Most Daily New Cases / 1M

New Zealand	1
Australia	0





	Today	Change
Active Cases	227	-0.2%
Confirmed	7 new	+0.2%
Deaths	0.2 new	+0.3%
Recovered	8 new	+0.3%

Botswana	147
Libya	119
Gabon	70
Namibia	70
Tunisia	55
Kenya	23
South Africa	19
Cameroon	19
Eq. Guinea	18
Ethiopia	16

**Over Last 14 Days**  
**Avg New Cases**  
**(Deaths)**  
**Per 1M**

Scale different from other pages

Country	Avg New Cases (Deaths)
Algeria	3 (0)
Libya	11 (0)
Egypt	6 (0)
Sudan	1 (0)
Chad	0 (0)
Niger	1 (0)
Mali	3 (0)
Burkina Faso	1 (0)
Ivory Coast	16 (0)
Ghana	5 (0)
Sierra Leone	10 (0)
Liberia	7 (0)
Senegal	12 (0)
Gambia	7 (0)
Guinea	0 (0)
Equatorial Guinea	0 (0)
Congo	19 (0)
Congo (Kinshasa)	18 (0)
DRC	70 (0)
Angola	5 (0)
Zambia	1 (0)
Botswana	2 (0)
South Africa	19 (2)
Swaziland	5 (0)
Lesotho	2 (0)
Mozambique	6 (0)
Malawi	2 (0)
Zimbabwe	12 (0)
Kenya	7 (0)
Uganda	0 (0)
Rwanda	2 (0)
Burundi	0 (0)
Tanzania	4 (0)
Malawi	23 (0)
Mozambique	8 (1)
Swaziland	6 (0)
Lesotho	12 (0)
South Africa	147 (4)
Botswana	70 (1)
Algeria	55 (2)
Egypt	119 (3)



# Sources



*\*\* Per 1M = Per 1 Million Population unless otherwise noted*

*Worldwide Survival Rate, last 30d calculation =  
[(Total Confirmed – Total Confirmed 30d ago) – (Total Deaths-Total Deaths 30d ago)] / (Total Confirmed – Total Confirmed 30d ago)*

**Johns Hopkins Coronavirus Resource Center:**

<https://coronavirus.jhu.edu/map.html>

**Worldometer Coronavirus Reporting:**

<https://www.worldometers.info/coronavirus/>

**Public Health England:**

<https://www.gov.uk/government/publications/covid-19-track-coronavirus-cases>

**US Department of Homeland Security, Homeland Infrastructure Foundation-Level Data:**

<https://hifld-geoplatform.opendata.arcgis.com/datasets/hospitals>

**National Health Commission of the PRC:**

<http://www.nhc.gov.cn/xcs/yqtb/202003/bf66696029ba420098164607240074f8.shtml>

**CDC, Severe Outcomes Among Patients with Coronavirus Disease 2019 (COVID-19):**

<https://www.cdc.gov/mmwr/volumes/69/wr/mm6912e2.htm>

**Italian Department of Civil Protection, COVID Monitoring:**

<http://opendatadpc.maps.arcgis.com/apps/opsdashboard/index.html#/b0c68bce2cce478eaac82fe38d4138b1>

**The COVID Tracking Project:**

<https://covidtracking.com/data/>

**UK Office for National Statistics:**

<https://www.ons.gov.uk/peoplepopulationandcommunity/birthsdeathsandmarriages/deaths/bulletins/deathsregisteredweeklyinenglandandwalesprovisional/weekending24april2020>

**European Centre for Disease Prevention and Control:**

<https://www.ecdc.europa.eu/en/publications-data/download-data-hospital-and-icu-admission-rates-and-current-occupancy-covid-19>

**Secretary of Health, Mexico:**

<https://www.gob.mx/salud/en>

**Canada Regional Data:**

<https://health-infobase.canada.ca/covid-19/epidemiological-summary-covid-19-cases.html#fn1>

**Canada Regional Populations (Q4 2019):**

<https://www150.statcan.gc.ca/t1/tbl1/en/tv.action?pid=1710000901>

**CDC COVID Data Tracker:**

<https://covid.cdc.gov/covid-data-tracker/#vaccinations>