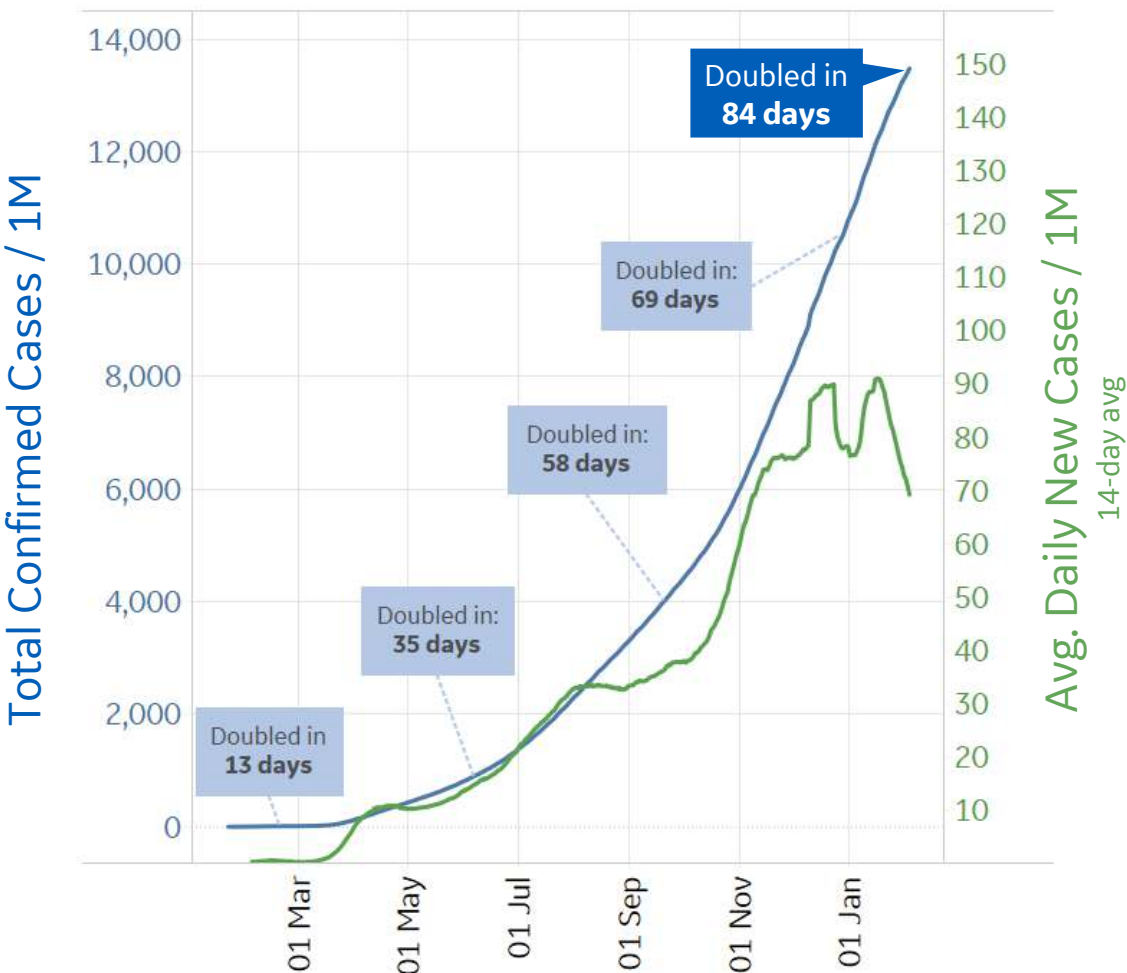




Global Confirmed & Active Cases

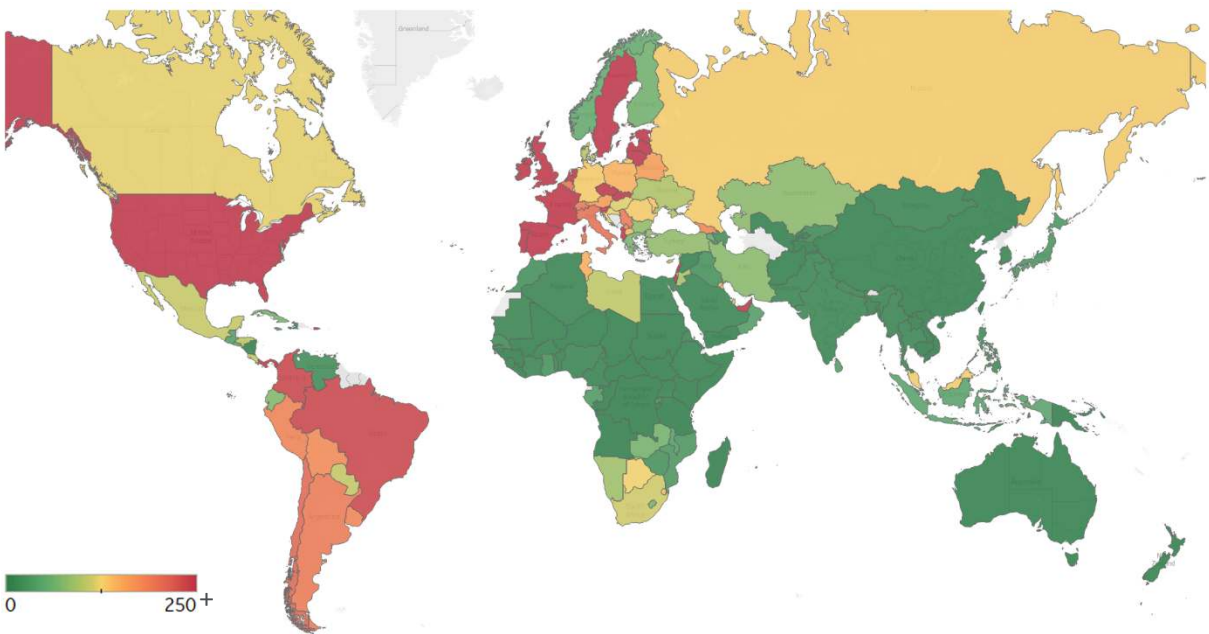
Updated 4 Feb 2021, 3:30 GMT 1

Trend since 22 Jan 2020



Avg. Daily New Cases / 1M

Over the last 14 days



Per 1M:	New Today	Change from 30 days ago
Active	23	+23%
Confirmed	67	+22%
Deaths	2	+22%
Recovered	42	+20%
<hr/>		
	To Date	Last 30 Days
Worldwide Survival Rate	97.8%	97.8%

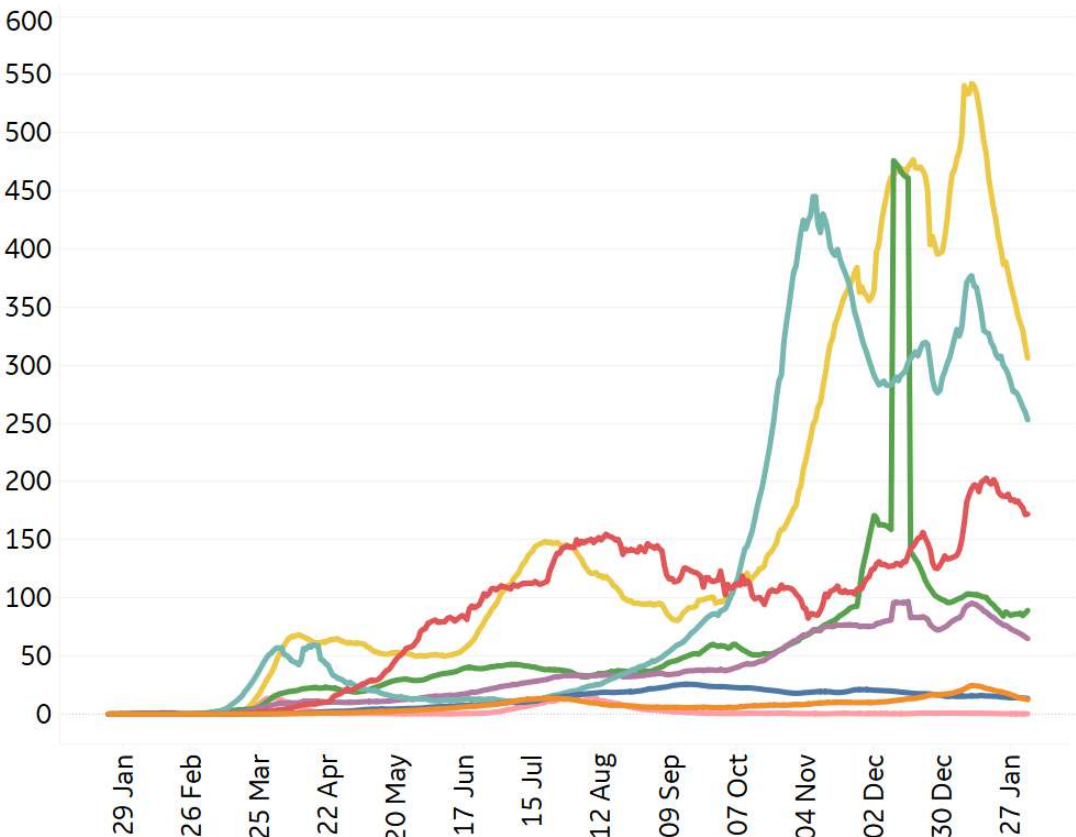


New Confirmed Cases & New Deaths

Key **World** **North America** **Europe** **Middle East** **Cent & South America** **Asia** **Africa** **Oceania**

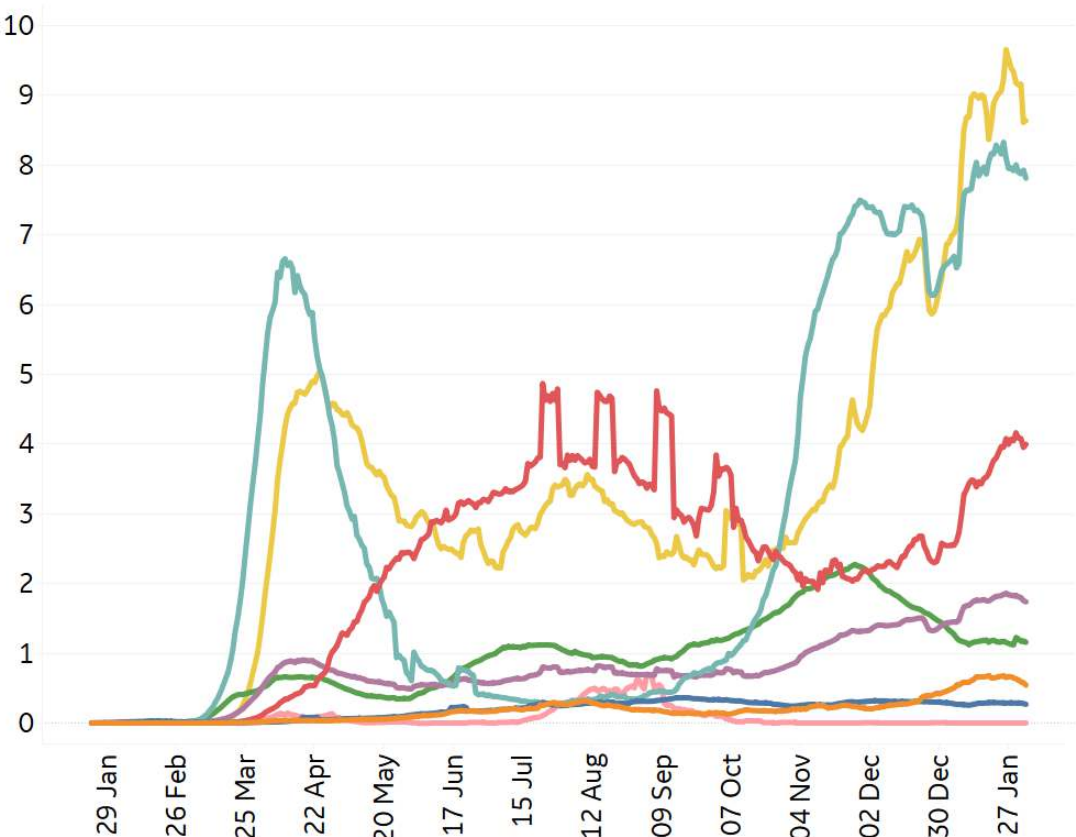
New Confirmed Cases / 1M

7-day rolling average

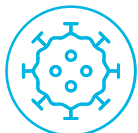


New Deaths / 1M

7-day rolling average



*Large jump in Middle East confirmed cases due to batched reporting of 823,225 new cases in **Turkey** on 10 Dec



Top 50 Countries: Per 1M



1 - 25

	Average over last 7 days		Total Since 22 Jan			Change from 14d Ago in 14 day avg of daily new	
	New Confirmed	New Deaths	Total Confirmed	Total Recovered	Total Deaths	Confirmed	Deaths
Belgium	206	3	61,813	N/A**	1,831	13%	-7%
Slovenia	580	10	81,821	71,856	1,714	-18%	-14%
UK	331	16	57,198	N/A**	1,614	-45%	0%
Czechia	634	12	93,721	83,475	1,558	-28%	-22%
Italy	195	7	42,734	34,059	1,486	-20%	-10%
Bos. and Herz.	86	4	37,438	29,290	1,446	-23%	-28%
North Macedo..	134	5	44,884	39,737	1,389	-2%	-8%
US	414	9	80,232	N/A**	1,362	-32%	-1%
Bulgaria	87	6	31,844	27,568	1,327	12%	-18%
Hungary	125	8	38,336	28,186	1,319	-28%	-21%
Portugal	1,009	27	72,665	55,231	1,300	18%	82%
Spain	652	9	61,672	3,216	1,291	10%	79%
Peru	221	6	35,131	32,426	1,260	66%	123%
Panama	264	6	74,948	65,658	1,244	-49%	-28%
Croatia	114	6	56,912	54,959	1,239	-31%	-23%
France	316	7	50,710	3,595	1,191	10%	17%
Sweden	289	7	57,521	N/A**	1,182	-37%	-38%
Switzerland	179	4	61,068	36,697	1,101	-31%	-26%
EU	269	8	44,943	22,399	1,084	-13%	-1%
Colombia	197	7	41,775	39,089	1,078	-29%	0%
Argentina	179	3	43,206	38,614	1,074	-22%	4%
Brazil	230	5	43,938	39,104	1,071	-8%	6%
Lithuania	262	8	67,667	48,608	1,053	-38%	-27%
Armenia	48	2	56,499	53,554	1,045	-50%	-37%
Poland	142	7	40,347	33,918	1,001	-28%	-8%

26 - 50

	Average over last 7 days		Total Since 22 Jan			Change from 14d Ago in 14 day avg of daily new	
	New Confirmed	New Deaths	Total Confirmed	Total Recovered	Total Deaths	Confirmed	Deaths
Chile	200	4	38,535	36,355	972	1%	26%
Romania	125	4	38,231	35,413	967	-26%	-6%
Slovakia	352	14	46,674	41,481	895	-20%	7%
Austria	151	5	46,443	44,047	877	-22%	-7%
Moldova	142	3	40,070	37,490	863	20%	-14%
Netherlands	234	4	58,536	N/A**	833	-28%	-26%
Kosovo	162	2	33,104	28,732	818	15%	37%
Georgia	155	4	65,151	62,940	807	-38%	-27%
Ireland	239	11	40,389	4,732	711	-65%	59%
Latvia	426	8	36,400	29,535	663	-14%	-22%
Israel	780	6	77,277	68,058	572	-17%	18%
Ukraine	92	3	29,039	24,744	555	-32%	-4%
Costa Rica	97	2	38,385	30,436	520	-38%	-30%
Lebanon	408	16	45,296	27,665	486	-31%	131%
Serbia	193	2	45,876	N/A**	466	-8%	-29%
Jordan	103	1	32,389	31,090	426	-10%	-32%
West Bank an..	107	2	35,111	32,974	406	-27%	-54%
Denmark	80	3	34,610	32,880	375	-50%	-29%
Estonia	398	4	34,423	26,895	326	-10%	-5%
Turkey	87	1	29,655	28,307	312	-22%	-23%
Kuwait	152	0	39,201	37,359	225	19%	-23%
Bahrain	309	0	61,585	58,491	221	45%	-23%
UAE	354	1	31,710	29,248	89	11%	59%
Qatar	127	0	52,929	50,781	86	53%	-67%
Total World	65	2	13,476	7,487	293	-22%	2%

*Change from 14d ago:
Compares 14d-avgs. of Daily New Cases/Deaths
today with 14d-avgs. from 14d ago

Compared to 14 days ago, average daily new cases are **trending down**
in 36/50 countries on this list (72% of the top 50 countries by cases / 1M)

Top 50 countries selected by Cases / 1M
Sorted by Total Deaths / 1M
Excluded countries with population < 1M

N/A** due to inconsistent reporting of Recovered Cases



Top 50 Countries: Raw Volume

Updated 4 Feb 2021, 3:30 GMT

4

1 - 25

	Average over last 7 days		Total Since 22 Jan			Change from 14d Ago in 14 day avg of daily new	
	New Confirmed	New Deaths	Total Confirmed	Total Recovered	Total Deaths	Confirmed	Deaths
EU	119,563	3,423	20,010,718	9,973,195	482,839	-13%	-1%
US	136,995	3,086	26,557,026	N/A**	450,797	-32%	-1%
Brazil	48,935	1,057	9,339,420	8,311,881	227,563	-8%	6%
Mexico	11,342	1,086	1,886,245	1,450,237	161,240	-6%	17%
India	12,713	122	10,790,183	10,480,455	154,703	-17%	-28%
UK	22,476	1,066	3,882,972	N/A**	109,547	-45%	0%
Italy	11,806	419	2,583,790	2,059,248	89,820	-20%	-10%
France	20,657	449	3,310,051	234,678	77,741	10%	17%
Russia	17,811	504	3,858,367	3,328,696	73,497	-18%	3%
Spain	30,480	440	2,883,465	150,376	60,370	10%	79%
Germany	10,404	754	2,252,504	2,003,831	59,776	-41%	-20%
Iran	6,567	77	1,438,286	1,229,391	58,189	4%	-8%
Colombia	10,045	336	2,125,622	1,988,958	54,877	-29%	0%
Argentina	8,099	158	1,952,744	1,745,208	48,539	-22%	4%
South Africa	4,624	399	1,463,016	1,323,680	45,344	-57%	-13%
Peru	7,300	204	1,158,337	1,069,129	41,538	66%	123%
Poland	5,358	263	1,527,016	1,283,698	37,897	-28%	-8%
Indonesia	12,482	274	1,111,671	905,665	30,770	13%	10%
Turkey	7,320	125	2,501,079	2,387,384	26,354	-22%	-23%
Ukraine	4,020	138	1,270,001	1,082,144	24,276	-32%	-4%
Belgium	2,390	40	716,395	N/A**	21,216	13%	-7%
Canada	4,077	126	794,412	726,258	20,361	-35%	-12%
Romania	2,410	84	735,484	681,271	18,600	-26%	-6%
Chile	3,822	77	736,645	694,960	18,576	1%	26%
Czechia	6,786	127	1,003,657	893,931	16,683	-28%	-22%

26 - 50

	Average over last 7 days		Total Since 22 Jan			Change from 14d Ago in 14 day avg of daily new	
	New Confirmed	New Deaths	Total Confirmed	Total Recovered	Total Deaths	Confirmed	Deaths
Ecuador	1,265	35	252,390	209,814	14,949	7%	76%
Netherlands	4,005	63	1,003,010	13,103	14,281	-28%	-26%
Portugal	10,285	279	740,944	563,174	13,257	18%	82%
Iraq	973	9	623,072	595,869	13,079	17%	8%
Hungary	1,208	77	370,336	272,284	12,739	-28%	-21%
Sweden	2,921	73	580,916	N/A**	11,939	-37%	-38%
Pakistan	1,593	46	550,540	505,818	11,833	-27%	5%
Philippines	1,673	66	530,118	487,721	10,942	-4%	29%
Switzerland	1,546	39	528,524	317,600	9,530	-31%	-26%
Morocco	666	17	473,047	451,780	8,323	-32%	-34%
Bangladesh	443	13	536,545	481,306	8,162	-36%	-19%
Austria	1,357	48	418,283	396,709	7,902	-22%	-7%
Saudi Arabia	275	3	368,945	360,400	6,386	55%	-27%
Japan	2,917	97	396,900	343,981	6,068	-42%	10%
Panama	1,140	27	323,382	283,298	5,366	-49%	-28%
Israel	6,755	49	668,874	589,081	4,948	-17%	18%
Slovakia	1,919	75	254,826	226,471	4,889	-20%	7%
Jordan	1,052	12	330,474	317,218	4,344	-10%	-32%
Serbia	1,685	18	400,837	N/A**	4,071	-8%	-29%
Lebanon	2,786	109	309,162	188,824	3,315	-31%	131%
Georgia	619	16	259,897	251,077	3,221	-38%	-27%
Nepal	151	2	271,431	267,065	2,031	-39%	-26%
Belarus	1,510	10	251,705	239,191	1,746	-17%	5%
UAE	3,506	10	313,626	289,276	878	11%	59%
Total World	503,689	13,464	104,391,868	58,001,297	2,268,797	-22%	2%

*Change from 14d ago:
Compares 14d-avgs. of Daily New Cases/Deaths
today with 14d-avgs. from 14d ago

Compared to 14 days ago, average daily new deaths are **trending down**
in 27/50 countries on this list (54% of the top 50 countries by total cases)

Top 50 countries selected by Total Cases
Sorted by Raw Total Deaths
Excluded countries with population < 1M

N/A** due to inconsistent reporting of Recovered Cases



United States: Per 1M



1 - 25

	Average over last 7 days		Total Since 22 Jan			Change from 14d Ago* in 14 day avg of daily new	
	New Confirmed	New Deaths	Total Confirmed	Total Recovered	Total Deaths	Confirmed	Deaths
New Jersey	471	8	79,463	7,704	2,442	-20%	-10%
New York	550	9	74,225	6,651	2,269	-24%	-4%
Massachusetts	448	8	77,057	56,542	2,134	-35%	-11%
Rhode Island	498	8	110,165	6,736	2,075	-29%	-17%
Mississippi	415	12	93,181	74,866	2,069	-28%	-17%
South Dakota	166	7	122,803	117,904	2,014	-41%	-22%
Connecticut	387	7	72,085	2,749	2,007	-34%	-13%
Louisiana	425	10	87,385	78,183	1,937	-23%	-11%
North Dakota	145	1	128,514	125,450	1,899	-28%	-44%
Arizona	566	18	105,428	14,478	1,865	-34%	-2%
Pennsylvania	388	10	66,969	55,343	1,712	-30%	-27%
Illinois	249	5	89,508	N/A	1,690	-36%	-27%
Alabama	465	30	94,848	49,385	1,673	-22%	49%
Arkansas	543	12	99,553	92,412	1,652	-27%	1%
New Mexico	314	10	83,770	51,337	1,592	-38%	-11%
Iowa	280	22	102,156	91,364	1,577	-25%	74%
Michigan	166	5	61,667	48,244	1,566	-32%	-21%
Indiana	300	5	93,778	61,096	1,499	-44%	-28%
Tennessee	364	15	107,365	101,580	1,469	-44%	25%
S. Carolina	654	20	87,555	38,968	1,436	-24%	43%
Nevada	317	11	91,134	N/A	1,420	-44%	-10%
Georgia	495	13	86,873	N/A	1,374	-30%	12%
Kansas	322	8	96,564	1,994	1,329	-40%	-44%
DC	270	6	52,709	37,161	1,312	-29%	11%
Texas	691	11	84,479	69,522	1,312	-12%	4%

26 - 51

	Average over last 7 days		Total Since 22 Jan			Change from 14d Ago* in 14 day avg of daily new	
	New Confirmed	New Deaths	Total Confirmed	Total Recovered	Total Deaths	Confirmed	Deaths
Florida	455	8	81,229	N/A	1,258	-25%	8%
Montana	305	14	88,709	84,289	1,219	-26%	165%
Missouri	226	9	77,757	N/A	1,203	-40%	-7%
Maryland	258	5	59,130	1,573	1,194	-36%	-5%
Delaware	462	9	81,110	N/A	1,160	-28%	32%
West Virginia	374	8	68,337	56,469	1,148	-37%	-37%
Minnesota	163	3	82,233	79,740	1,117	-35%	-43%
Wisconsin	249	5	102,321	89,715	1,116	-39%	-23%
Wyoming	227	7	90,345	87,254	1,078	-49%	-14%
California	425	13	85,247	N/A	1,075	-49%	6%
Nebraska	241	1	99,277	71,176	998	-37%	-57%
Colorado	223	3	69,332	3,683	984	-33%	-35%
Idaho	236	3	91,862	46,633	978	-43%	-23%
Ohio	348	6	77,570	68,424	978	-35%	-2%
Oklahoma	548	10	99,643	91,941	923	-30%	26%
N. Carolina	590	9	74,018	65,188	913	-21%	23%
Kentucky	530	10	82,707	9,865	865	-26%	42%
New Hampshire	332	7	49,070	45,277	791	-31%	-6%
Virginia	415	6	60,142	4,794	770	-26%	12%
Washington	206	3	41,536	N/A	576	-33%	34%
Utah	415	3	109,172	97,591	529	-39%	-4%
Oregon	154	2	34,285	N/A	472	-37%	-42%
Maine	219	7	29,931	9,275	466	-33%	-39%
Alaska	225	4	74,937	N/A	381	-31%	-21%
Hawaii	64	1	18,565	N/A	292	-35%	256%
Vermont	217	2	19,758	14,037	287	-20%	8%

*Change from 14d ago:
Compares 14d-avgs. of Daily New Cases/Deaths
today with 14d-avgs. from 14d ago

Compared to 14 days ago, average daily new cases are **trending down**
in **all 51** entities (incl. Washington D.C.)

Sorted by Total Deaths / 1M

N/As due to states revising and updating case counts



United States: Raw Volume



1 - 25

	Average over last 7 days		Total Since 22 Jan			Change from 14d Ago* in 14 day avg of daily new	
	New Confirmed	New Deaths	Total Confirmed	Total Recovered	Total Deaths	Confirmed	Deaths
New York	10,696	180	1,443,942	129,378	44,148	-24%	-4%
California	16,805	524	3,368,281	N/A	42,484	-49%	6%
Texas	20,045	309	2,449,535	2,015,866	38,039	-12%	4%
Florida	9,778	169	1,744,619	N/A	27,019	-25%	8%
Pennsylvania	4,964	127	857,332	708,501	21,919	-30%	-27%
New Jersey	4,181	68	705,807	68,429	21,693	-20%	-10%
Illinois	3,150	67	1,134,231	N/A	21,420	-36%	-27%
Michigan	1,661	47	615,860	481,801	15,644	-32%	-21%
Massachusetts	3,088	58	531,117	389,717	14,708	-35%	-11%
Georgia	5,251	135	922,364	N/A	14,587	-30%	12%
Arizona	4,117	133	767,379	105,379	13,576	-34%	-2%
Ohio	4,063	71	906,727	799,819	11,430	-35%	-2%
Indiana	2,022	35	631,331	411,314	10,091	-44%	-28%
Tennessee	2,487	102	733,216	693,707	10,033	-44%	25%
N. Carolina	6,185	95	776,307	683,697	9,578	-21%	23%
Louisiana	1,974	45	406,235	363,457	9,006	-23%	-11%
Alabama	2,281	147	465,056	242,143	8,203	-22%	49%
S. Carolina	3,366	103	450,794	200,634	7,394	-24%	43%
Missouri	1,385	57	477,228	N/A	7,385	-40%	-7%
Maryland	1,561	32	357,483	9,511	7,220	-36%	-5%
Connecticut	1,381	26	257,004	9,800	7,157	-34%	-13%
Virginia	3,541	50	513,339	40,923	6,575	-26%	12%
Wisconsin	1,451	28	595,756	522,361	6,496	-39%	-23%
Minnesota	921	16	463,766	449,707	6,302	-35%	-43%
Mississippi	1,236	34	277,322	222,812	6,158	-28%	-17%

26 - 51

	Average over last 7 days		Total Since 22 Jan			Change from 14d Ago* in 14 day avg of daily new	
	New Confirmed	New Deaths	Total Confirmed	Total Recovered	Total Deaths	Confirmed	Deaths
Colorado	1,282	16	399,267	21,207	5,664	-33%	-35%
Arkansas	1,638	35	300,430	278,882	4,985	-27%	1%
Iowa	885	68	322,308	288,259	4,975	-25%	74%
Washington	1,572	25	316,294	N/A	4,388	-33%	34%
Nevada	976	34	280,707	N/A	4,373	-44%	-10%
Kansas	939	24	281,322	5,810	3,872	-40%	-44%
Kentucky	2,368	46	369,510	44,073	3,863	-26%	42%
Oklahoma	2,168	38	394,283	363,808	3,654	-30%	26%
New Mexico	658	20	175,652	107,645	3,338	-38%	-11%
Rhode Island	528	9	116,704	7,136	2,198	-29%	-17%
West Virginia	671	15	122,470	101,200	2,058	-37%	-37%
Oregon	649	10	144,605	N/A	1,991	-37%	-42%
Nebraska	465	2	192,042	137,684	1,931	-37%	-57%
South Dakota	147	6	108,639	104,305	1,782	-41%	-22%
Idaho	422	5	164,163	83,336	1,748	-43%	-23%
Utah	1,331	11	350,000	312,872	1,697	-39%	-4%
North Dakota	111	1	97,936	95,601	1,447	-28%	-44%
Montana	326	15	94,810	90,086	1,303	-26%	165%
Delaware	450	8	78,982	N/A	1,130	-28%	32%
New Hampshire	451	10	66,721	61,564	1,076	-31%	-6%
DC	191	4	37,199	26,226	926	-29%	11%
Maine	295	9	40,233	12,467	627	-33%	-39%
Wyoming	131	4	52,288	50,499	624	-49%	-14%
Hawaii	91	1	26,286	N/A	413	-35%	256%
Alaska	164	3	54,820	N/A	279	-31%	-21%
Vermont	136	1	12,329	8,759	179	-20%	8%

*Change from 14d ago:
Compares 14d-avgs. of Daily New Cases/Deaths
today with 14d-avgs. from 14d ago

Compared to 14 days ago, average daily new deaths are **trending down**
In 32/51 entities (63%, incl. Washington D.C.)

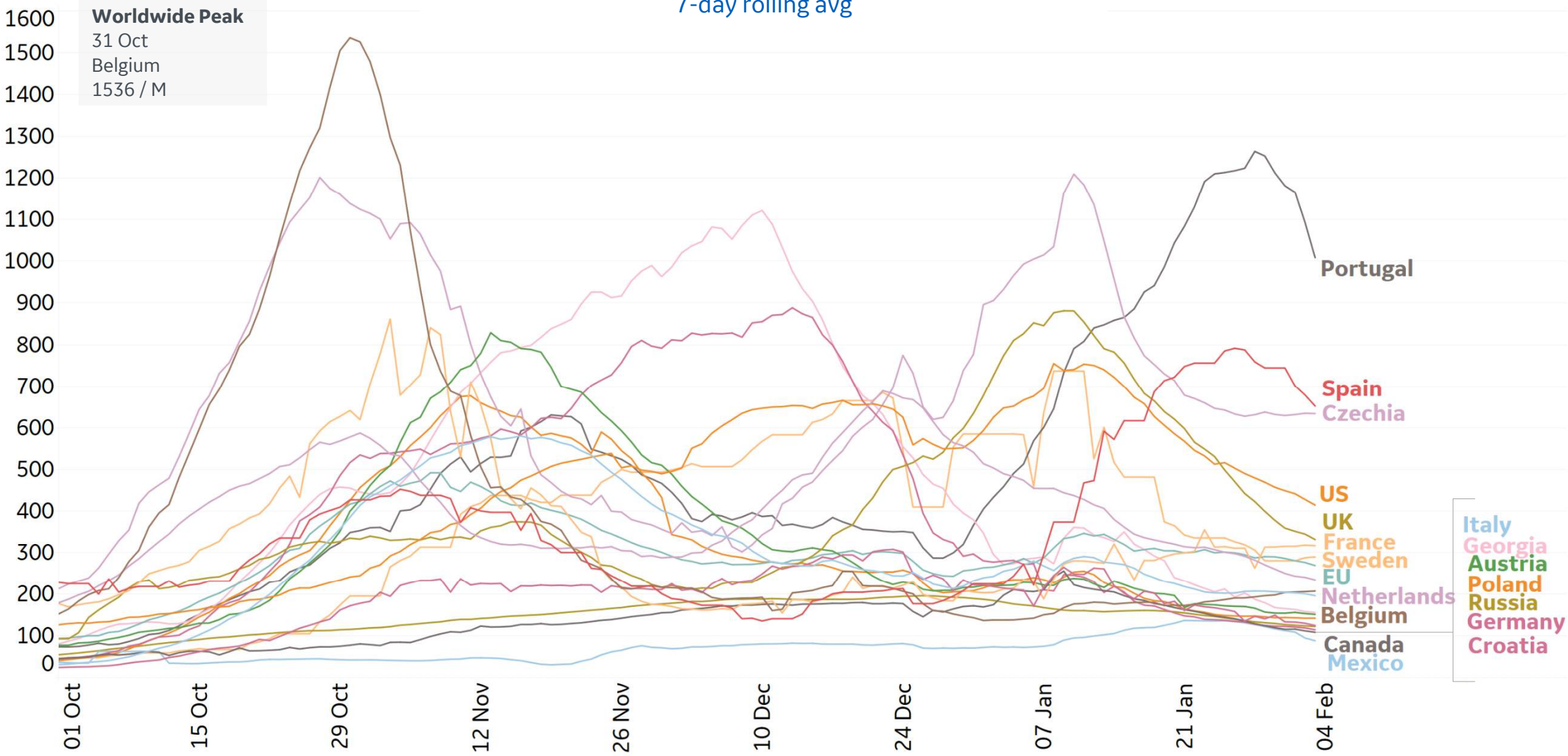
Sorted by Raw Total Deaths

N/As due to states revising and updating case counts



New Confirmed Cases in Select Countries

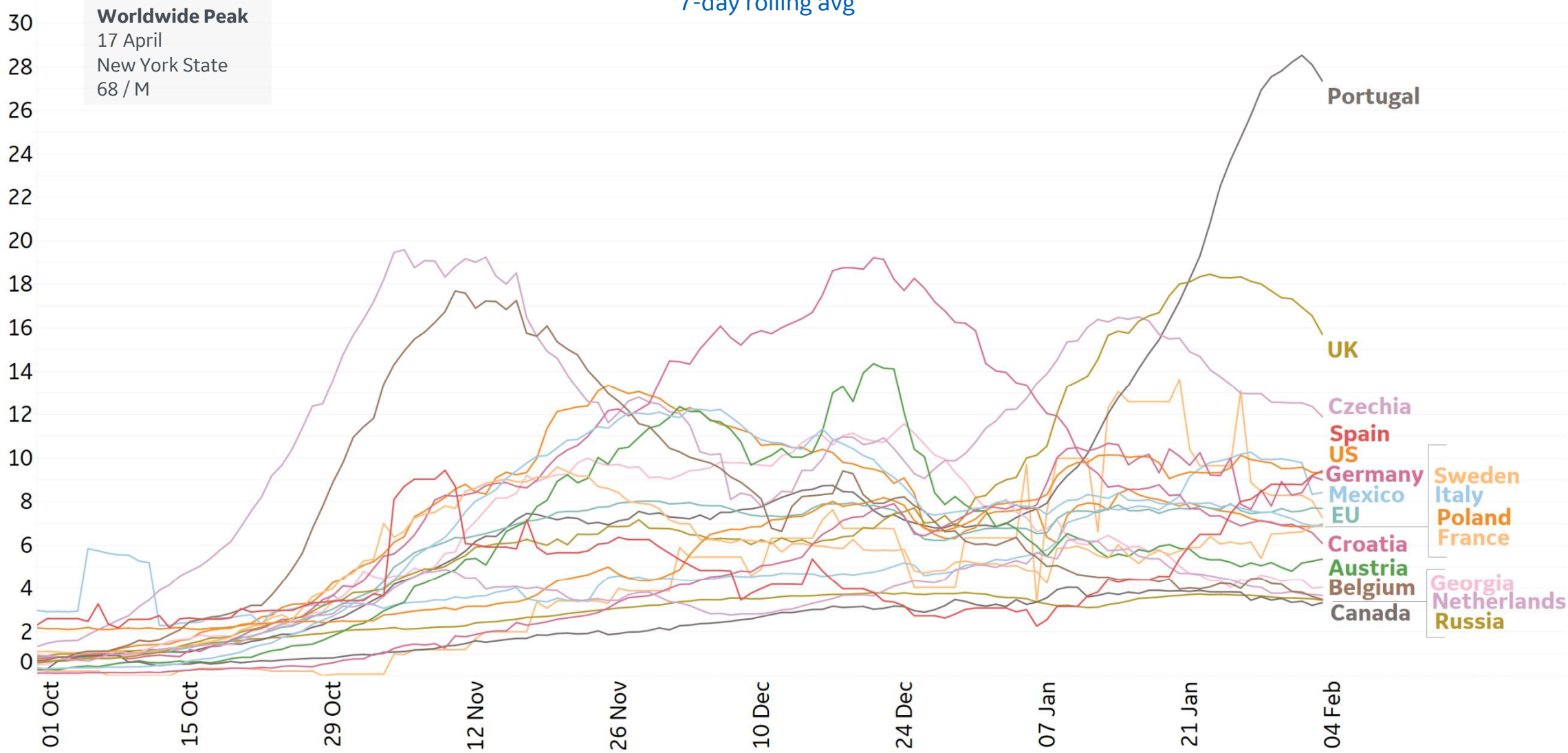
Daily New Confirmed Cases / 1M
7-day rolling avg





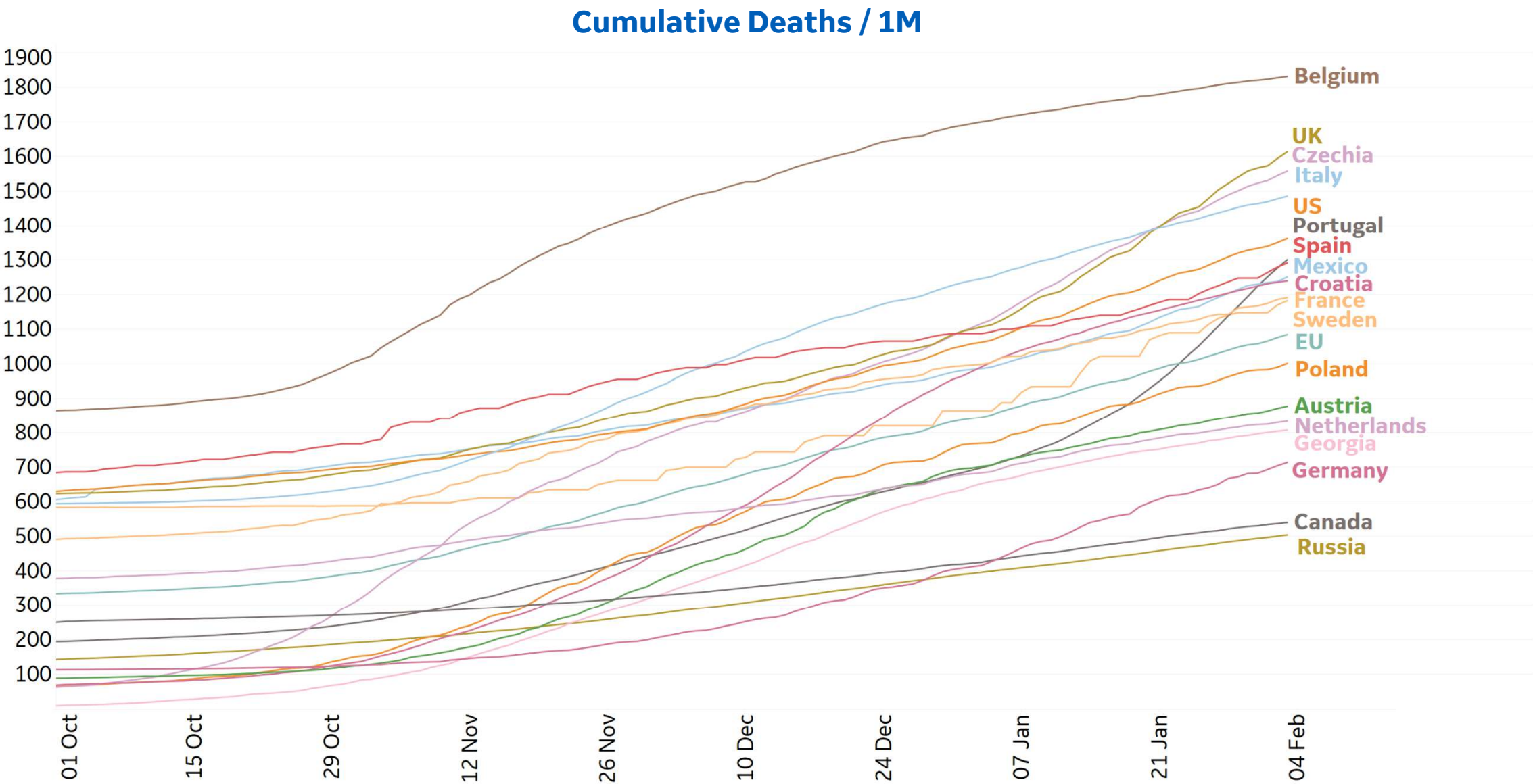
New Deaths in Select Countries

Daily New Deaths / 1M
7-day rolling avg





Cumulative Deaths in Select Countries

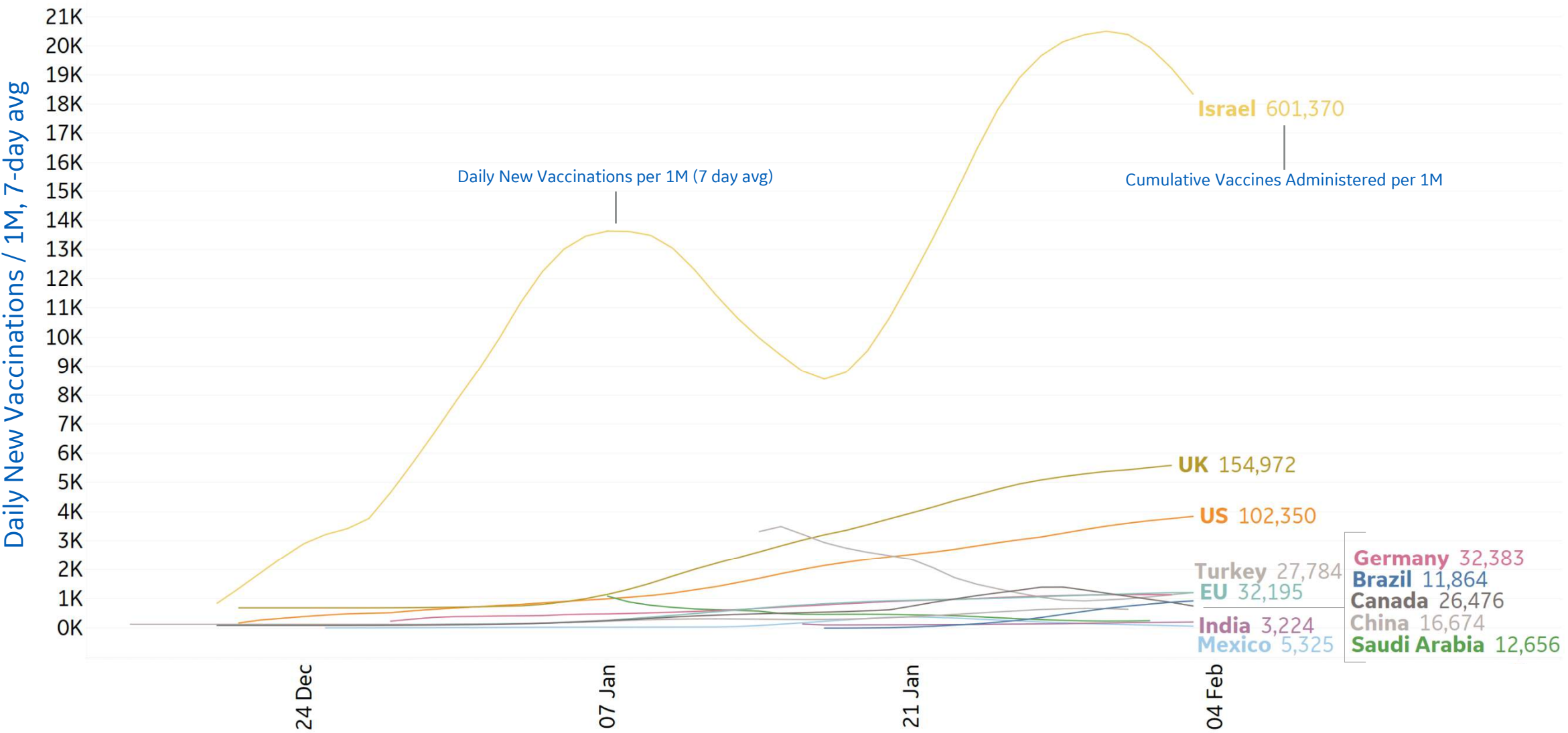






Daily & Total Vaccinations, Select Countries

Select countries with data available





US State Vaccinations to Date



State	% Fully Vaccinated	% Rec'd at Least 1 Dose	Population
West Virginia	4.0%	10.9%	1,792,147
Alaska	3.8%	13.4%	731,545
South Dakota	3.6%	8.9%	884,659
North Dakota	3.6%	9.5%	762,062
Vermont	3.1%	8.9%	623,989
New Mexico	3.0%	10.4%	2,096,829
Tennessee	2.8%	6.8%	6,829,174
Maine	2.6%	8.2%	1,344,212
Rhode Island	2.5%	7.0%	1,059,361
Connecticut	2.5%	10.3%	3,565,287
Nebraska	2.5%	7.2%	1,934,408
New Hampshire	2.5%	7.7%	1,359,711
Montana	2.5%	7.8%	1,068,778
Colorado	2.4%	8.2%	5,758,736
Louisiana	2.2%	8.3%	4,648,794
Oklahoma	2.2%	9.4%	3,956,971
Oregon	2.2%	8.6%	4,217,737
Michigan	2.1%	8.2%	9,986,857
Minnesota	2.1%	7.6%	5,639,632
Arkansas	2.1%	8.5%	3,017,804
Iowa	2.0%	6.3%	3,155,070
Hawaii	2.0%	8.2%	1,415,872
Utah	2.0%	7.7%	3,205,958
Texas	1.9%	7.2%	28,995,881
Delaware	1.9%	9.1%	973,764

1.8%

Total US population
fully vaccinated
(18,174 per million)

7.7%

Total US population
having received
at least 1 dose
(76,706 per million)

Fully vaccinated people are persons who
have received all doses required per vaccine

State	% Fully Vaccinated	% Rec'd at Least 1 Dose	Population
New York	1.9%	8.0%	19,453,561
Pennsylvania	1.9%	7.2%	12,801,989
Massachusetts	1.8%	7.2%	6,892,503
Illinois	1.8%	6.8%	12,671,821
Wyoming	1.8%	8.5%	578,759
Washington	1.8%	8.1%	7,614,893
Indiana	1.8%	7.7%	6,732,219
Missouri	1.7%	6.1%	6,137,428
Florida	1.7%	8.2%	21,477,737
Ohio	1.7%	7.6%	11,689,100
Kentucky	1.6%	8.1%	4,467,673
New Jersey	1.6%	7.9%	8,882,190
South Carolina	1.6%	7.6%	5,148,714
Kansas	1.6%	6.6%	2,913,314
North Carolina	1.6%	8.2%	10,488,084
Virginia	1.6%	8.9%	8,535,519
California	1.6%	7.7%	39,512,223
Maryland	1.5%	7.5%	6,045,680
Wisconsin	1.5%	7.9%	5,822,434
Arizona	1.4%	7.6%	7,278,717
Idaho	1.4%	6.0%	1,787,065
Nevada	1.3%	7.7%	3,080,156
Georgia	1.3%	7.7%	10,617,423
Alabama	1.3%	6.6%	4,903,185
Mississippi	0.9%	7.5%	2,976,149



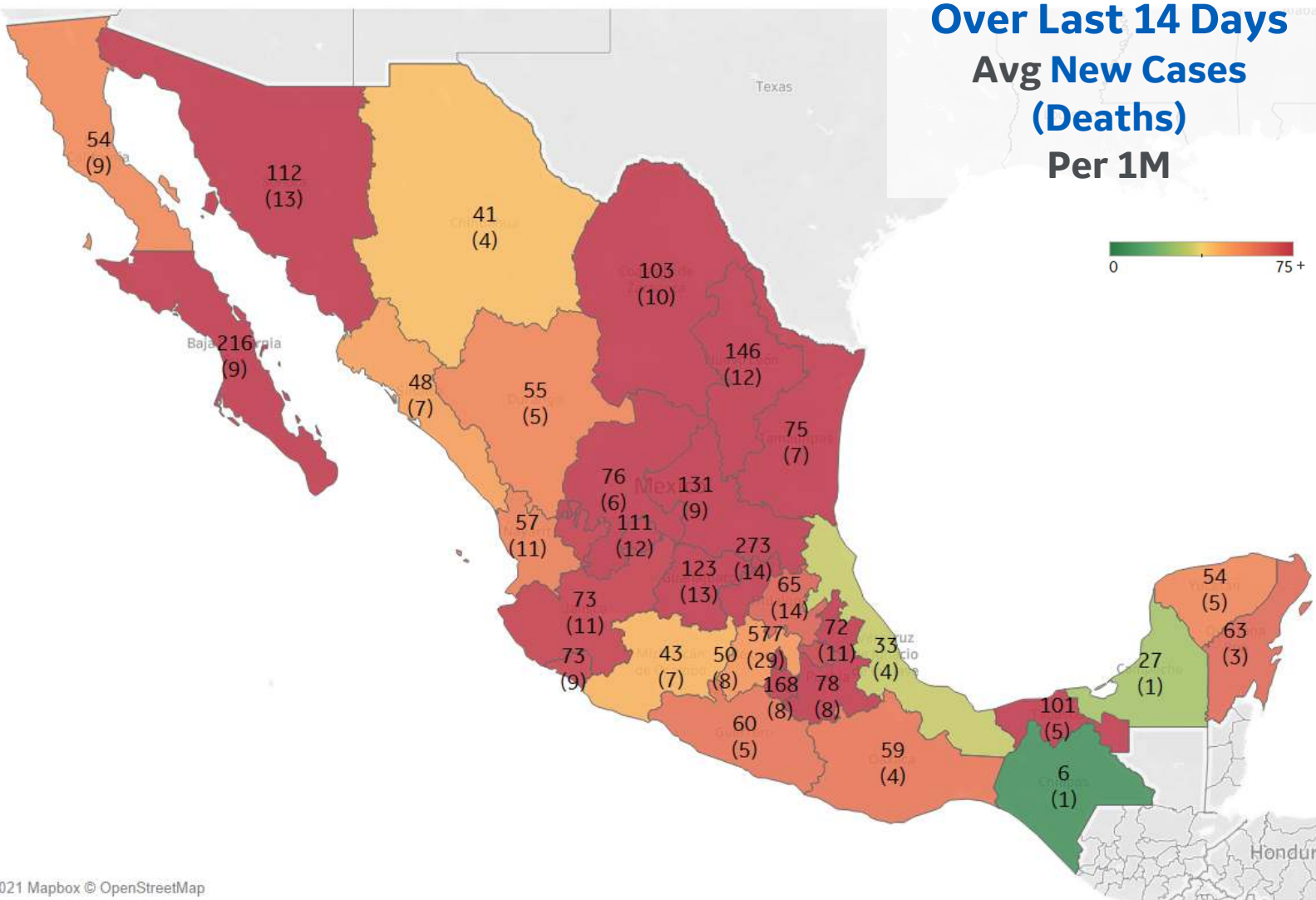
Mexico

Per 1M in Region

	Today	Change
Active Cases	2,131	-1.2%
Confirmed	94 new	+0.6%
Deaths	13 new	+1.1%
Recovered	107 new	+1.0%

Most Daily New Cases / 1M

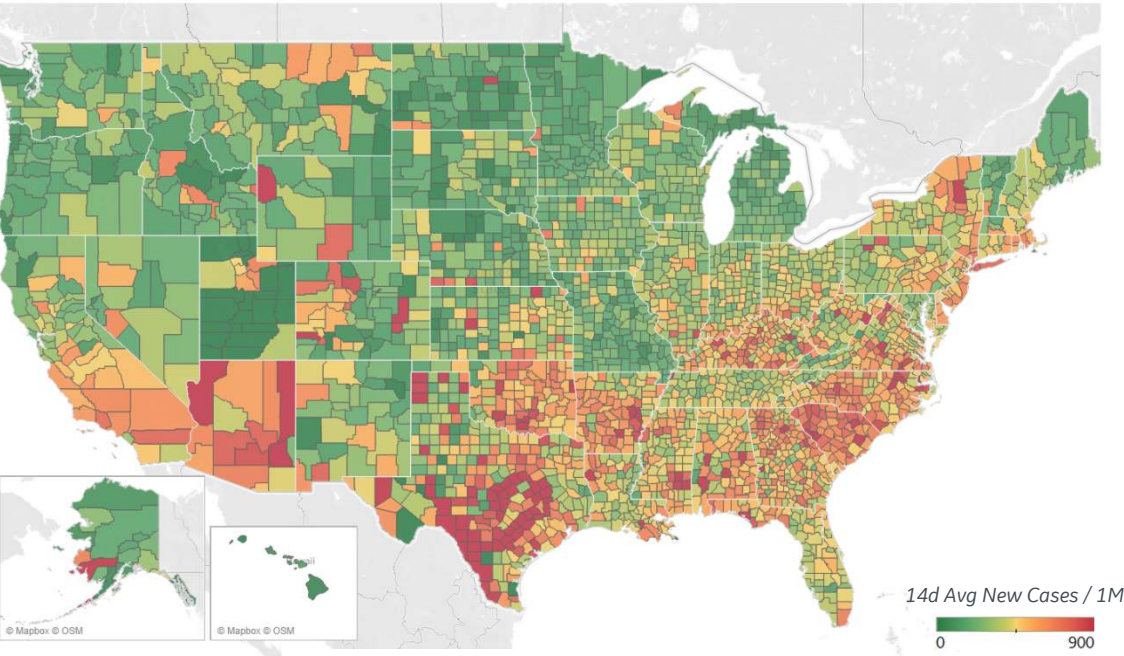
Distrito Federal	577
Querétaro	273
Baja California Sur	216
Morelos	168
Nuevo León	146
San Luis Potosí	131
Guanajuato	123
Sonora	112
Aguascalientes	111
Nacional	110





US Counties: Recent Cases and Deaths

Average New Cases per 1M Over Last 14 Days

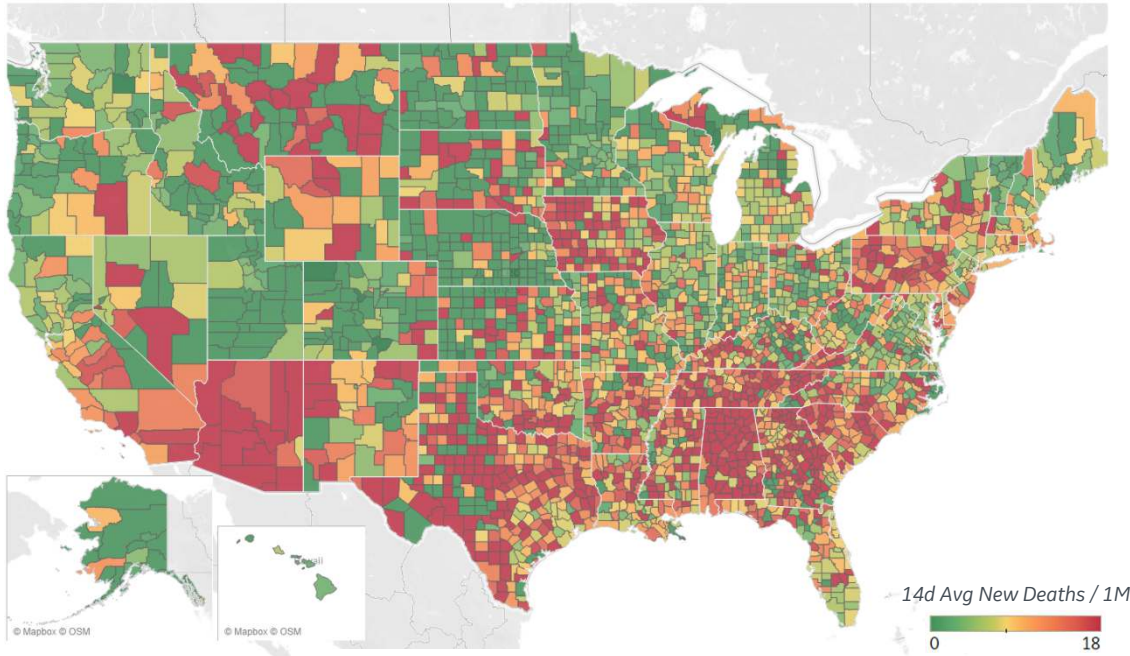


Top 10 by New Confirmed

Avg New Confirmed Cases / 1M

Webb County, TX	1,186
Bexar County, TX	881
Greenville County, SC	837
Spartanburg County, SC	832
Pinal County, AZ	832
Tarrant County, TX	823
Maricopa County, AZ	792
Nassau County, NY	783
Riverside County, CA	773
Suffolk County, NY	766

Average New Deaths per 1M Over Last 14 Days



Top 10 by New Deaths

Avg New Deaths/ 1M

Madison County, AL	28
Jefferson County, AL	26
Pima County, AZ	23
Luzerne County, PA	21
Los Angeles County, CA	21
Spartanburg County, SC	20
Pinal County, AZ	20
Berks County, PA	18
Maricopa County, AZ	18
Riverside County, CA	17

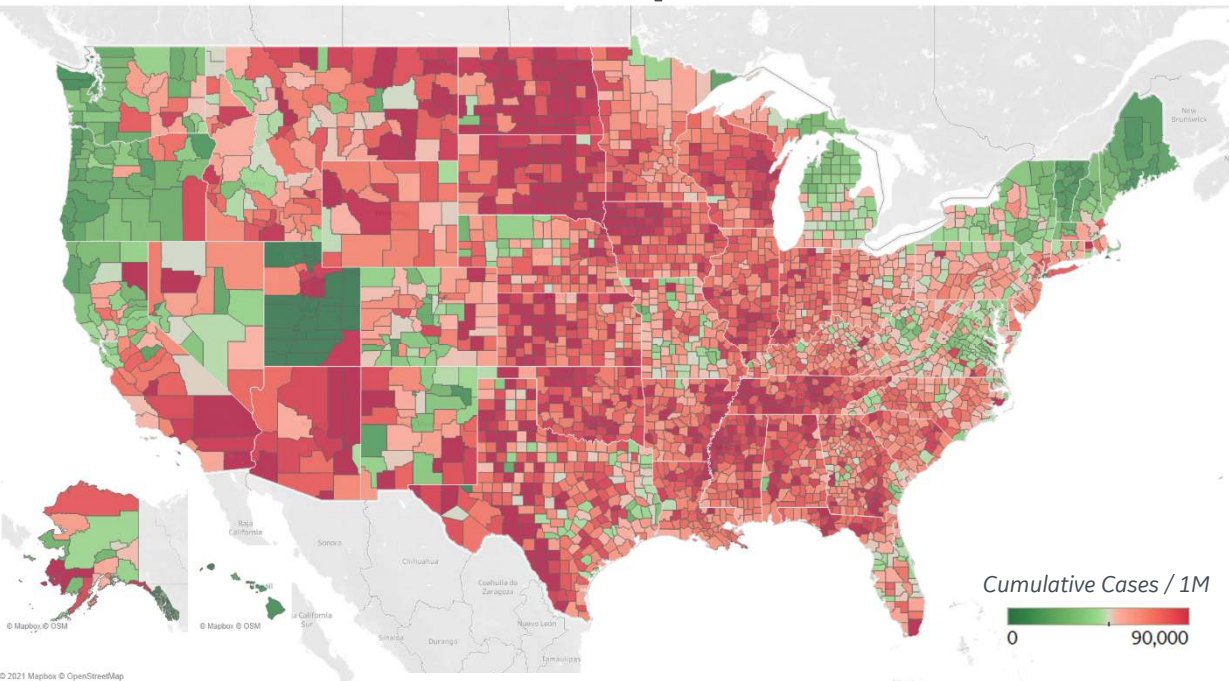
Note: Lists includes counties
≥ 250K population



US Counties: Cumulative Cases and Deaths



Confirmed **Cases** per 1M to date

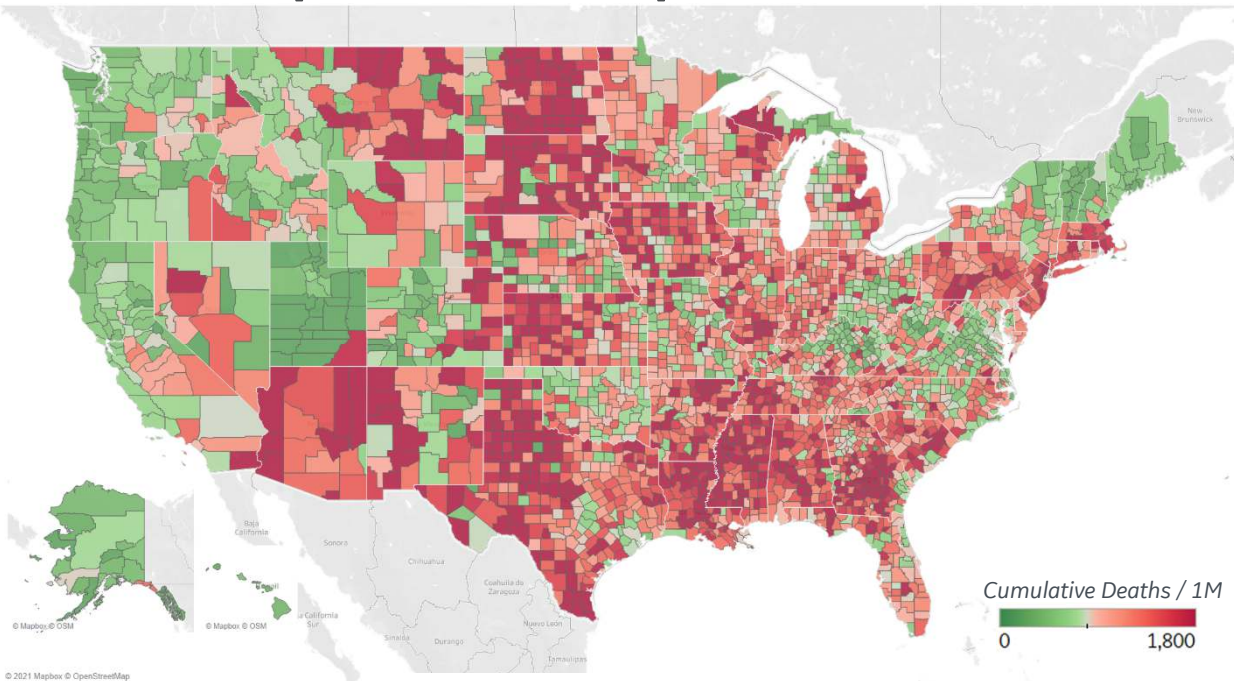


Top 10 Counties

Total Confirmed Cases / 1M

Lubbock County, TX	151,760
Webb County, TX	145,172
Miami-Dade County, FL	138,594
El Paso County, TX	136,813
Utah County, UT	133,897
San Bernardino County, CA	126,582
Providence County, RI	120,087
Brown County, WI	119,493
Salt Lake County, UT	113,113
Los Angeles County, CA	112,533

Reported **Deaths** per 1M to date



Top 10 Counties

Total Reported Deaths / 1M

New York City*	5,046
Passaic County, NJ	3,202
Essex County, NJ	3,194
Cameron County, TX	3,169
Union County, NJ	3,025
Hidalgo County, TX	2,839
Hudson County, NJ	2,783
Ocean County, NJ	2,775
Bergen County, NJ	2,669
Hampden County, MA	2,594

Note: Lists includes counties
≥ 250K population

* New York City counties
aggregated into one reporting area



Per 1M in Region

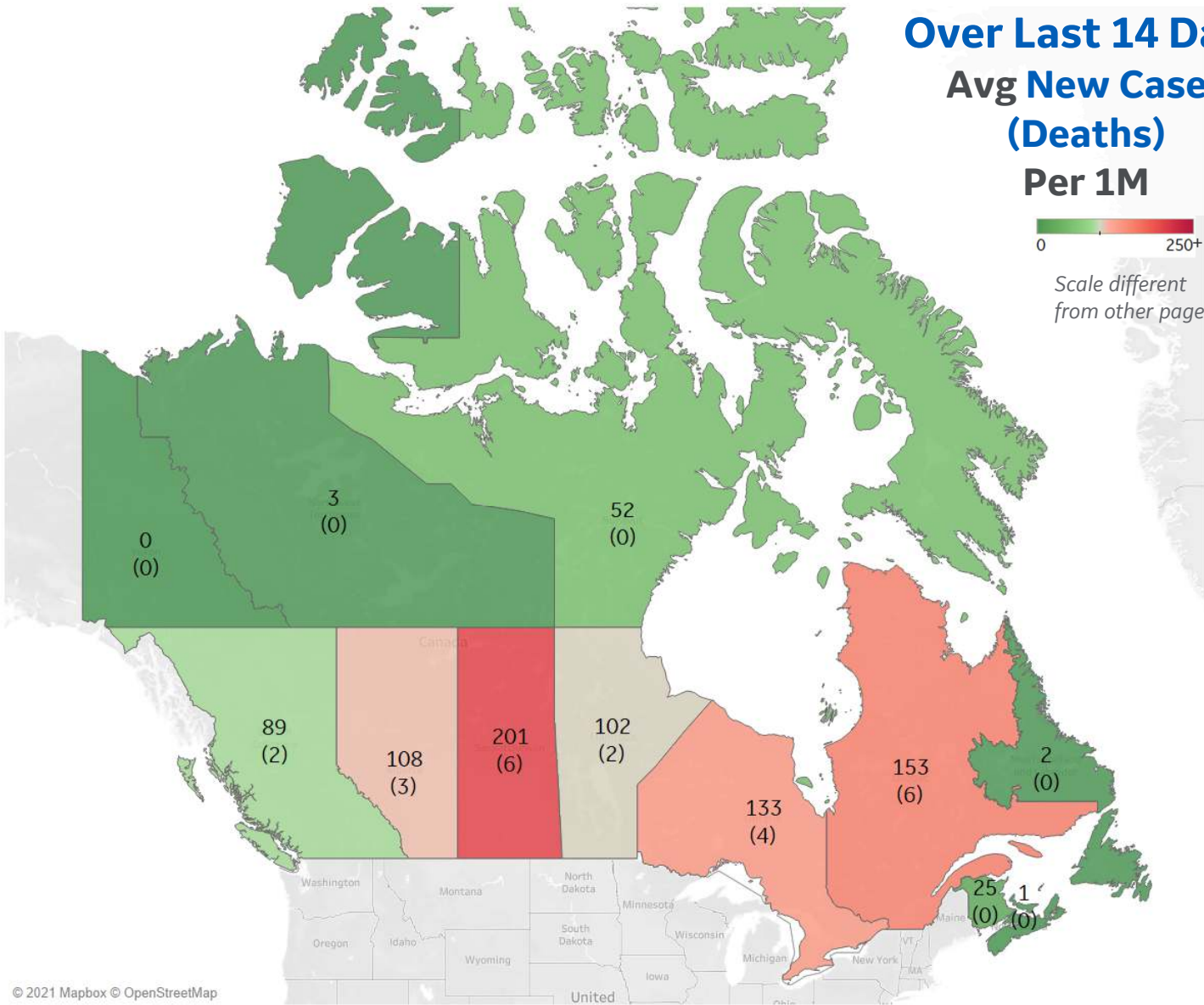
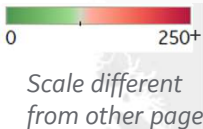
	Today	Change
Active Cases	1,266	-2.3%
Confirmed	87 new	+0.4%
Deaths	3 new	+0.6%
Recovered	113 new	+0.6%

Most Daily New Cases / 1M

Saskatchewan	201
Quebec	153
Ontario	133
Alberta	108
Manitoba	102
British Columbia	89

* Excludes regions with population < 1M

Over Last 14 Days Avg New Cases (Deaths) Per 1M





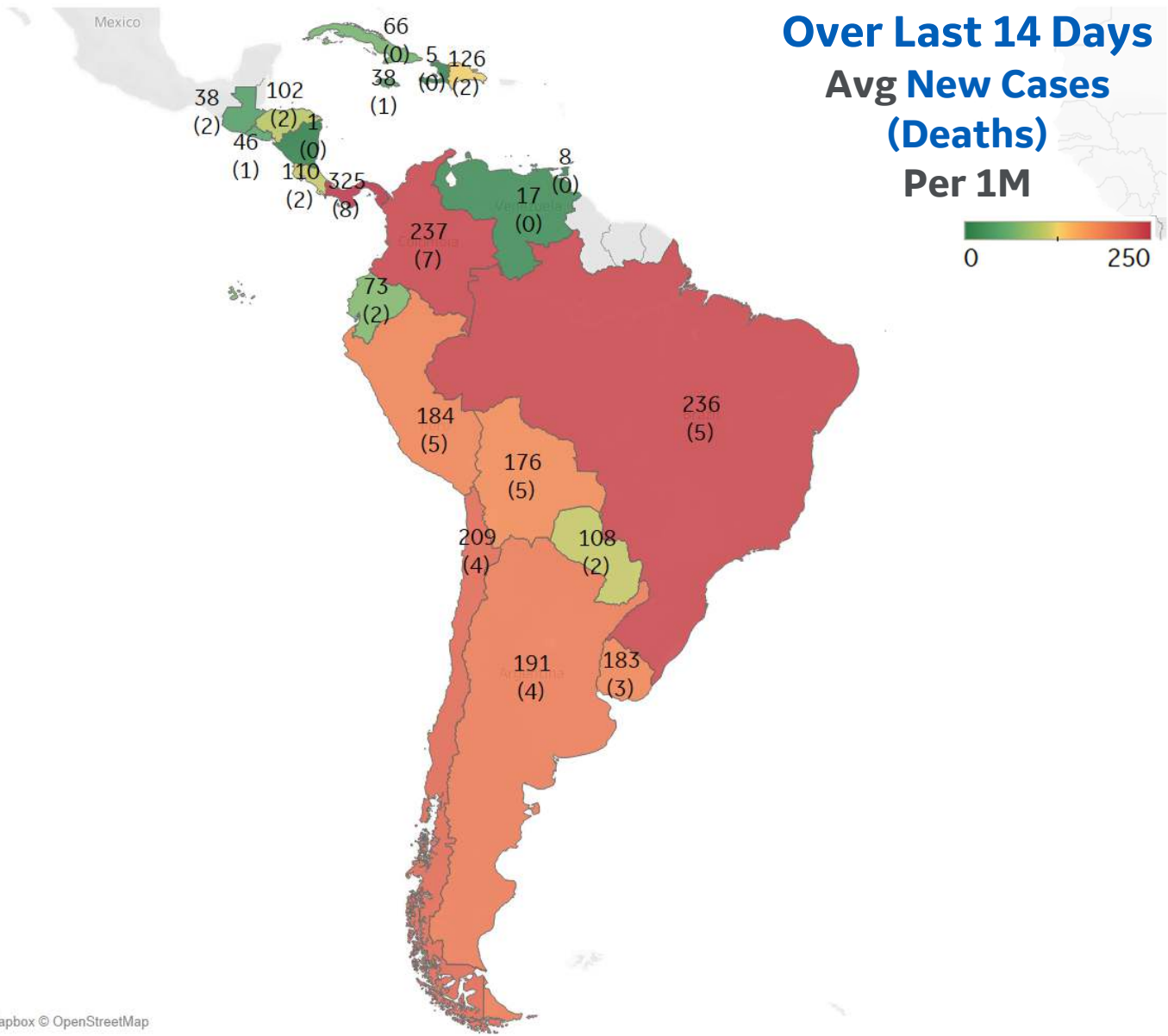
Per 1M in Region

	Today	Change
Active Cases	2,818	+0.0%
Confirmed	206 new	+0.6%
Deaths	4 new	+0.5%
Recovered	201 new	+0.7%

Most Daily New Cases / 1M

Panama	325
Colombia	237
Brazil	236
Chile	209
Argentina	191
Peru	184
Uruguay	183
Bolivia	176
Dom. Rep.	126
Costa Rica	110

* Excludes regions with population < 1M





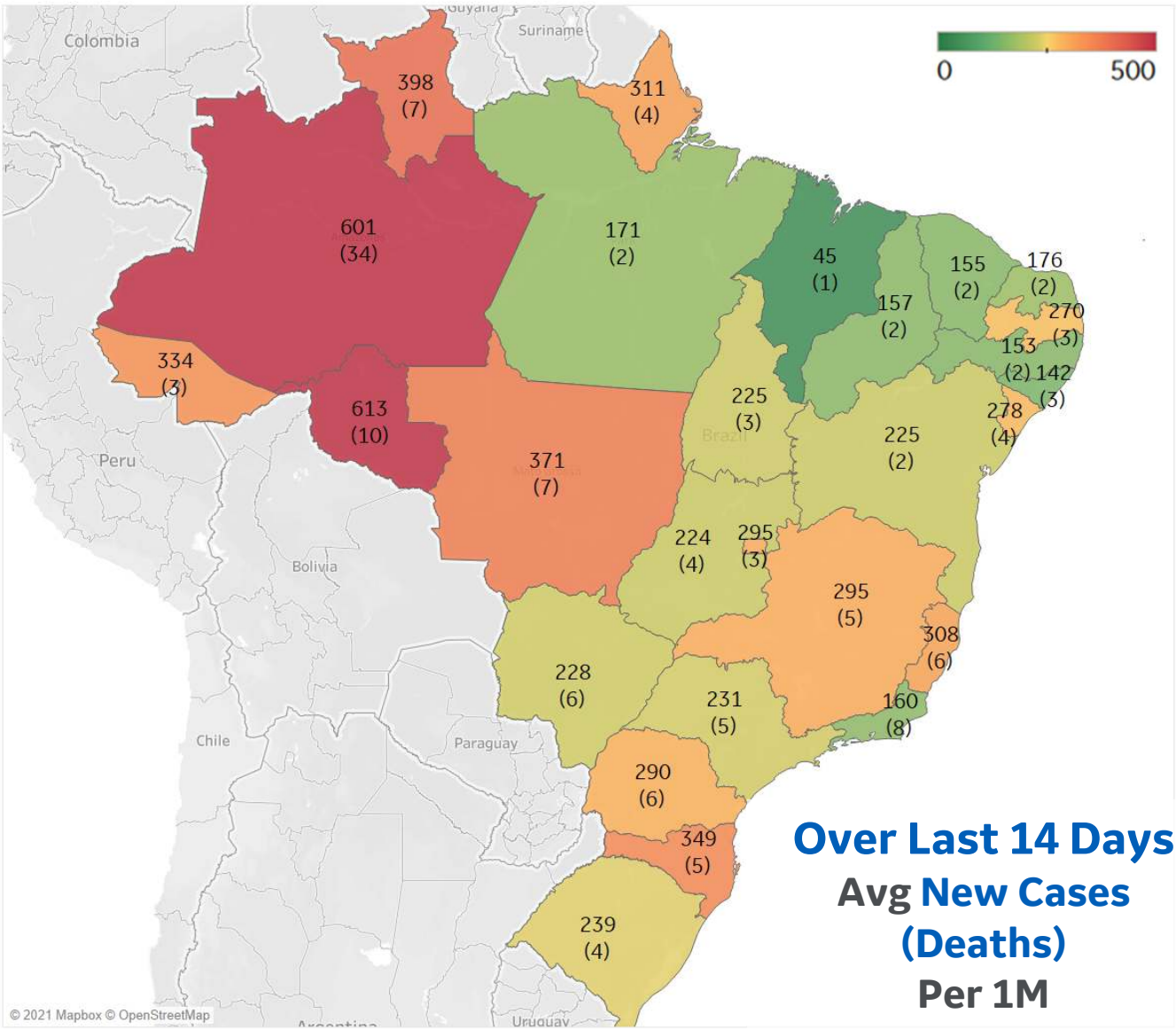
Per 1M in Region

	Today	Change
Active Cases	3,764	+0.1%
Confirmed	263 new	+0.6%
Deaths	6 new	+0.6%
Recovered	253 new	+0.7%

Most Daily New Cases / 1M

Rondônia	613
Amazonas	601
MatoGrosso	371
Santa Catarina	349
Espírito Santo	308
Minas Gerais	295
Distrito Federal	295
Paraná	290
Sergipe	278
Paraíba	270

* Excludes regions with population < 1M



Over Last 14 Days
Avg New Cases
(Deaths)
Per 1M



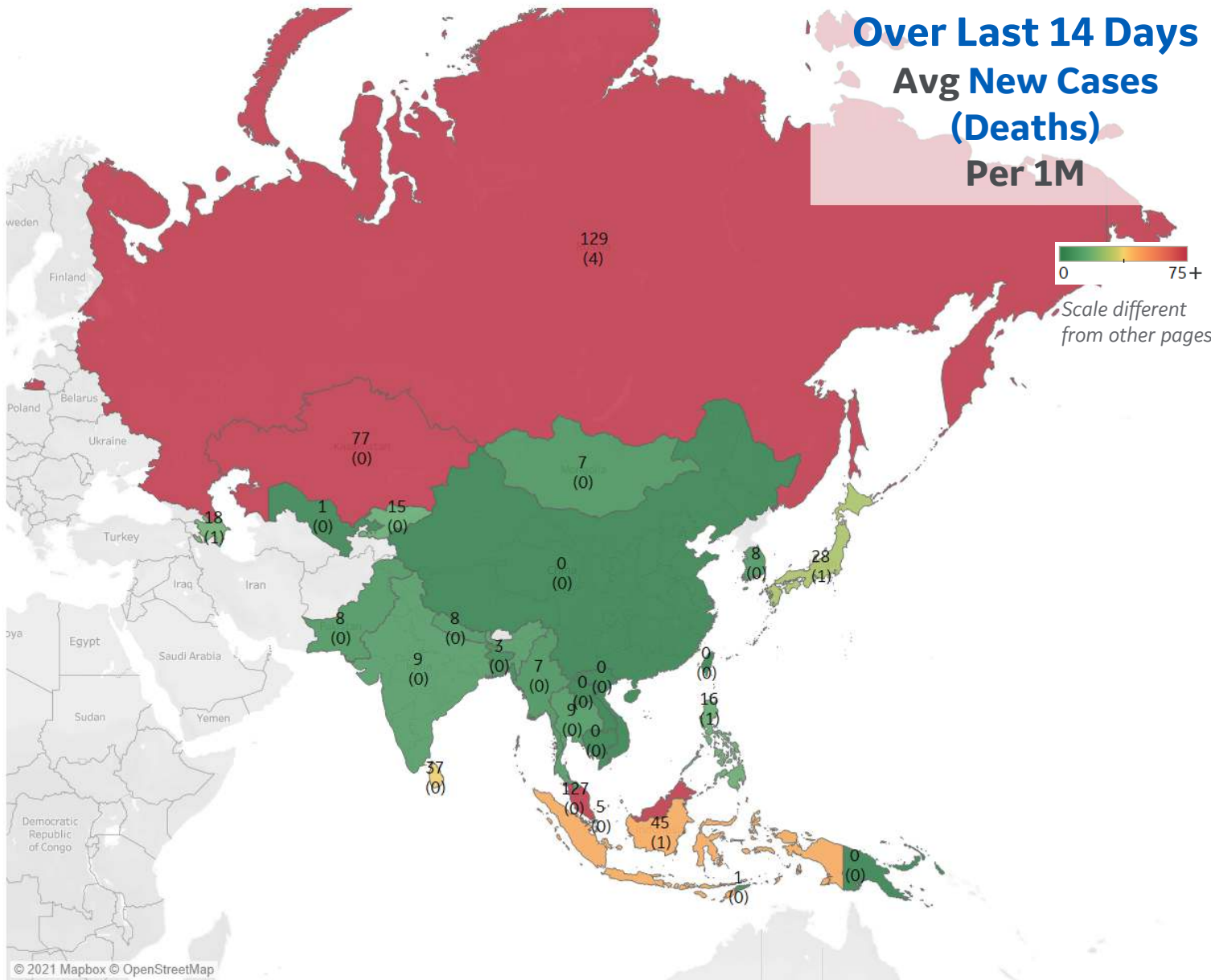
Per 1M in Region

	Today	Change
Active Cases	245	-1.2%
Confirmed	13 new	+0.3%
Deaths	0.3 new	+0.3%
Recovered	15 new	+0.4%

Most Daily New Cases / 1M

Russia	129
Malaysia	127
Kazakhstan	77
Indonesia	45
Sri Lanka	37
Japan	28
Azerbaijan	18
Philippines	16
Kyrgyzstan	15
India	9

* Excludes regions with population < 1M



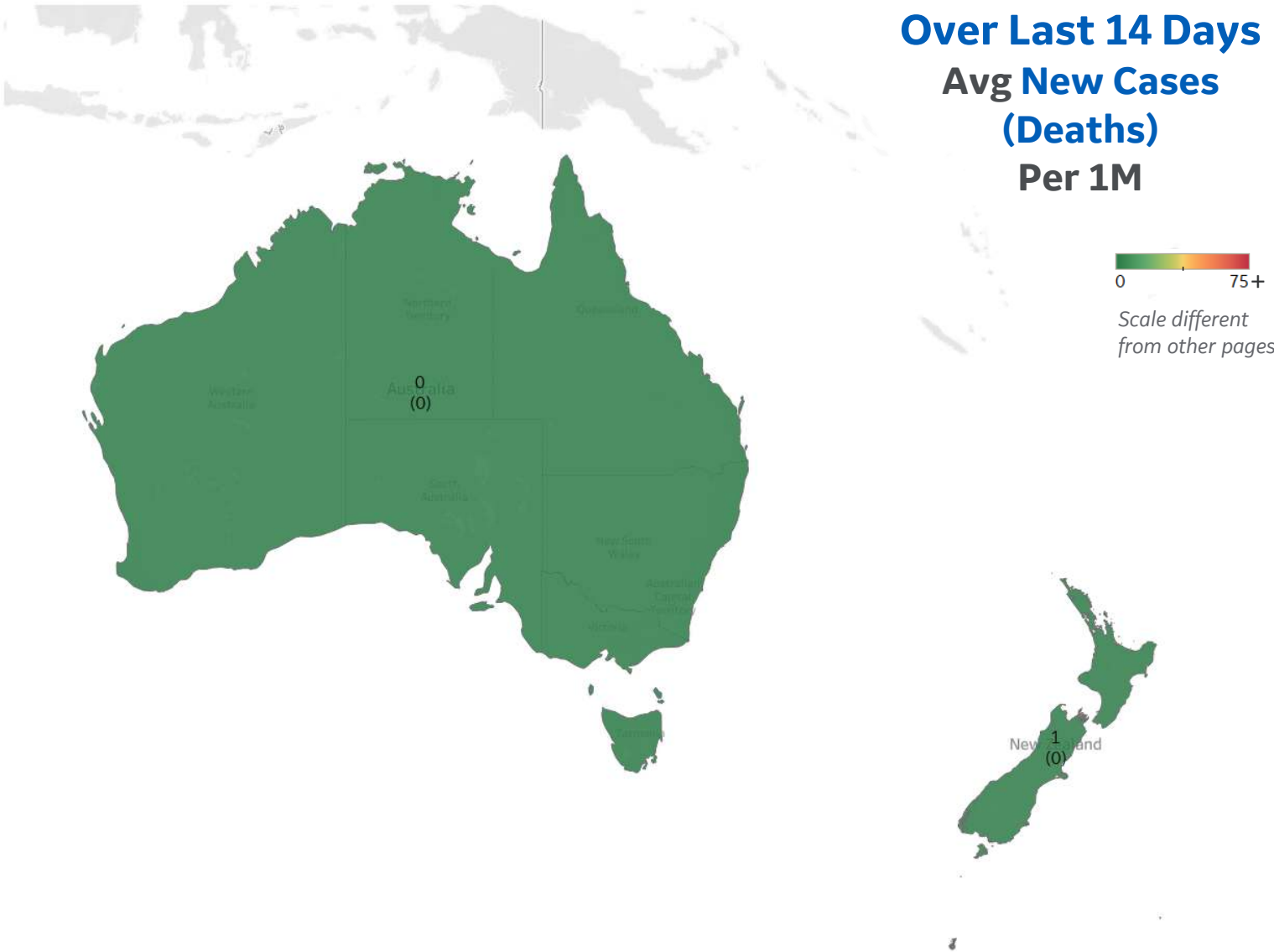


Per 1M in Region

	Today	Change
Active Cases	61	+0%
Confirmed	1 new	+0%
Deaths	0 new	+0%
Recovered	0 new	+0%

Most Daily New Cases / 1M

New Zealand	1
Australia	0





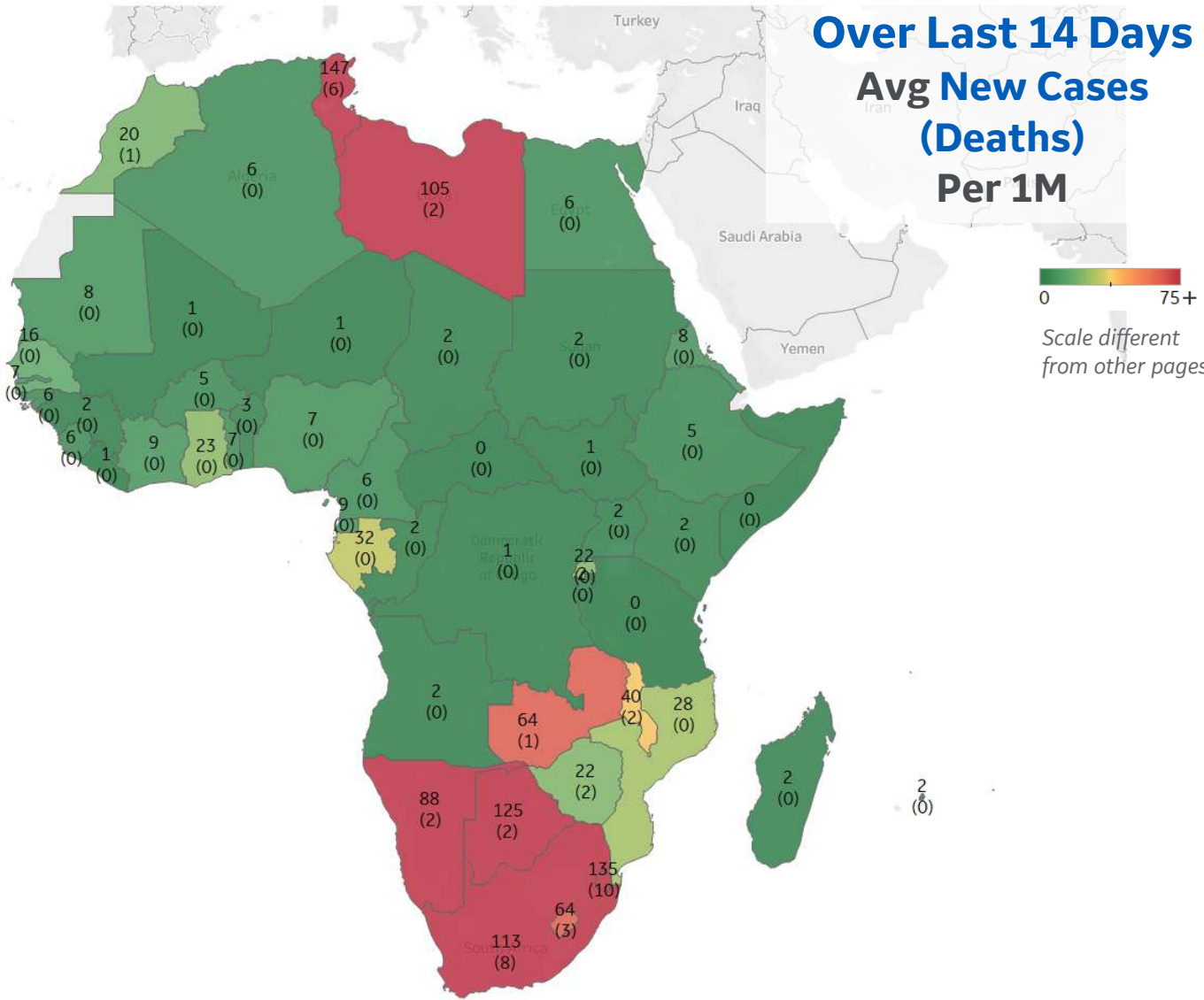
Per 1M in Region

	Today	Change
Active Cases	303	-0.4%
Confirmed	12 new	+0.4%
Deaths	1.0 new	+0.8%
Recovered	12 new	+0.5%

Most Daily New Cases / 1M

Tunisia	147
Eswatini	135
Botswana	125
South Africa	113
Libya	105
Namibia	88
Lesotho	64
Zambia	64
Malawi	40
Gabon	32

* Excludes regions with population < 1M





Sources



*** Per 1M = Per 1 Million Population unless otherwise noted*

Johns Hopkins Coronavirus Resource Center:

<https://coronavirus.jhu.edu/map.html>

Worldometer Coronavirus Reporting:

<https://www.worldometers.info/coronavirus/>

Public Health England:

<https://www.gov.uk/government/publications/covid-19-track-coronavirus-cases>

US Department of Homeland Security, Homeland Infrastructure Foundation-Level Data:

<https://hifld-geoplatform.opendata.arcgis.com/datasets/hospitals>

City of New York, NYC Health:

<https://www1.nyc.gov/site/doh/covid/covid-19-data.page>

Chicago Coronavirus Latest Data:

<https://www.chicago.gov/city/en/sites/covid-19/home/latest-data.html>

National Health Commission of the PRC:

<http://www.nhc.gov.cn/xcs/yqtb/202003/bf66696029ba420098164607240074f8.shtml>

CDC, Severe Outcomes Among Patients with Coronavirus Disease 2019 (COVID-19):

<https://www.cdc.gov/mmwr/volumes/69/wr/mm6912e2.htm>

Italian Department of Civil Protection, COVID Monitoring:

<http://opendatadpc.maps.arcgis.com/apps/opsdashboard/index.html#/b0c68bce2cce478eaac82fe38d4138b1>

The COVID Tracking Project:

<https://covidtracking.com/data/>

UK Office for National Statistics:

<https://www.ons.gov.uk/peoplepopulationandcommunity/birthsdeathsandmarriages/deaths/bulletins/deathsregisteredweeklyinenglandandwalesprovisional/weekending24april2020>

COVID-19 Information for Switzerland:

<https://www.corona-data.ch/>

European Centre for Disease Prevention and Control:

<https://www.ecdc.europa.eu/en/publications-data/download-data-hospital-and-icu-admission-rates-and-current-occupancy-covid-19>

Worldwide Survival Rate, last 30d calculation =

$$\frac{[(Total\ Confirmed - Total\ Confirmed\ 30d\ ago) - (Total\ Deaths - Total\ Deaths\ 30d\ ago)]}{(Total\ Confirmed - Total\ Confirmed\ 30d\ ago)}$$

Secretary of Health, Mexico:

<https://www.gob.mx/salud/en>

OECD Economic Outlooks, Statistics:

https://www.oecd-ilibrary.org/economics/data/oecd-economic-outlook-statistics-and-projections_eo-data-en

Public Health Authority of Sweden:

<https://www.folkhalsomyndigheten.se/smittskydd-beredskap/utbrott/aktuella-utbrott/covid-19/bekraftade-fall-i-sverige>

CDC Provisional COVID19 Deaths Counts

<https://data.cdc.gov/NCHS/Provisional-COVID-19-Death-Counts-by-Sex-Age-and-S/9bhg-hcku>

Canada Regional Data:

<https://health-infobase.canada.ca/covid-19/epidemiological-summary-covid-19-cases.html#fn1>

Canada Regional Populations (Q4 2019):

<https://www150.statcan.gc.ca/t1/tbl1/en/tv.action?pid=1710000901>

CDC COVID Data Tracker:

<https://covid.cdc.gov/covid-data-tracker/#vaccinations>