



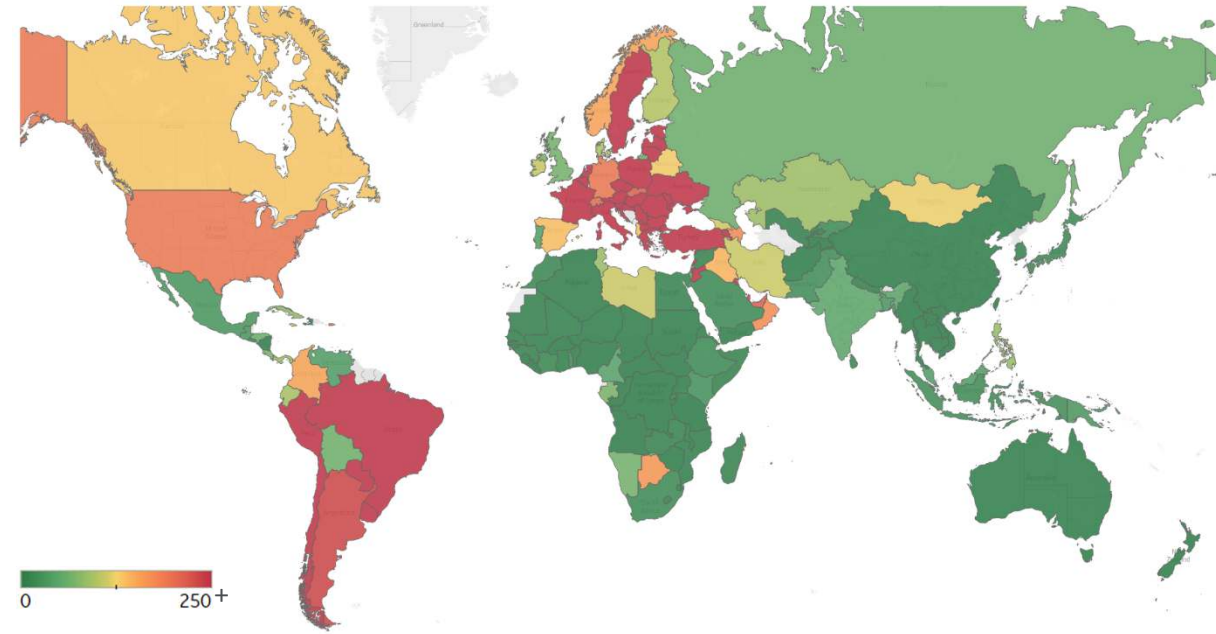
# Global Confirmed & Active Cases

Trend since 22 Jan 2020



Avg. Daily New Cases / 1M

Over the last 14 days



Per 1M:	New Today	Change from 30 days ago
Active	26	+13%
Confirmed	71	+13%
Deaths	1	+11%
Recovered	45	+14%
	To Date	Last 30 Days
Worldwide Survival Rate	97.8%	98.2%

Worldwide Survival Rate = (Confirmed - Deaths) / (Confirmed) in a given time period



# New Confirmed Cases & New Deaths

Key

World

North America

Europe

Middle East

Cent & South America

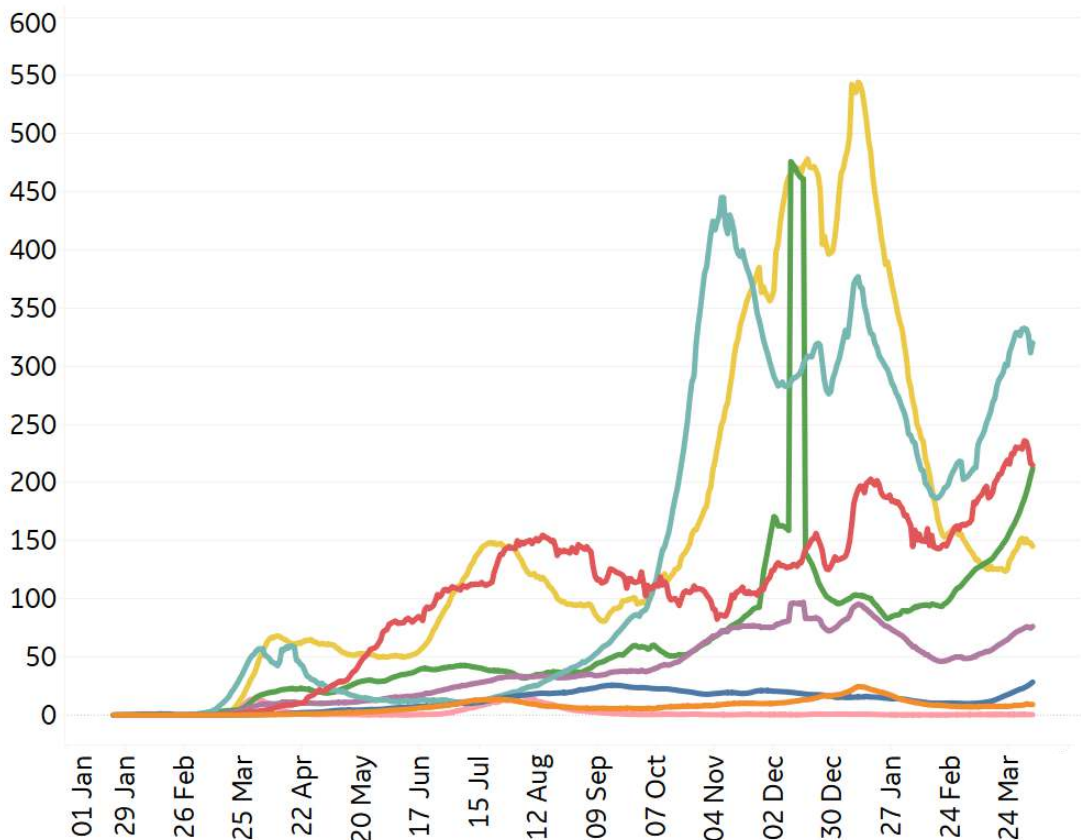
Asia

Africa

Oceania

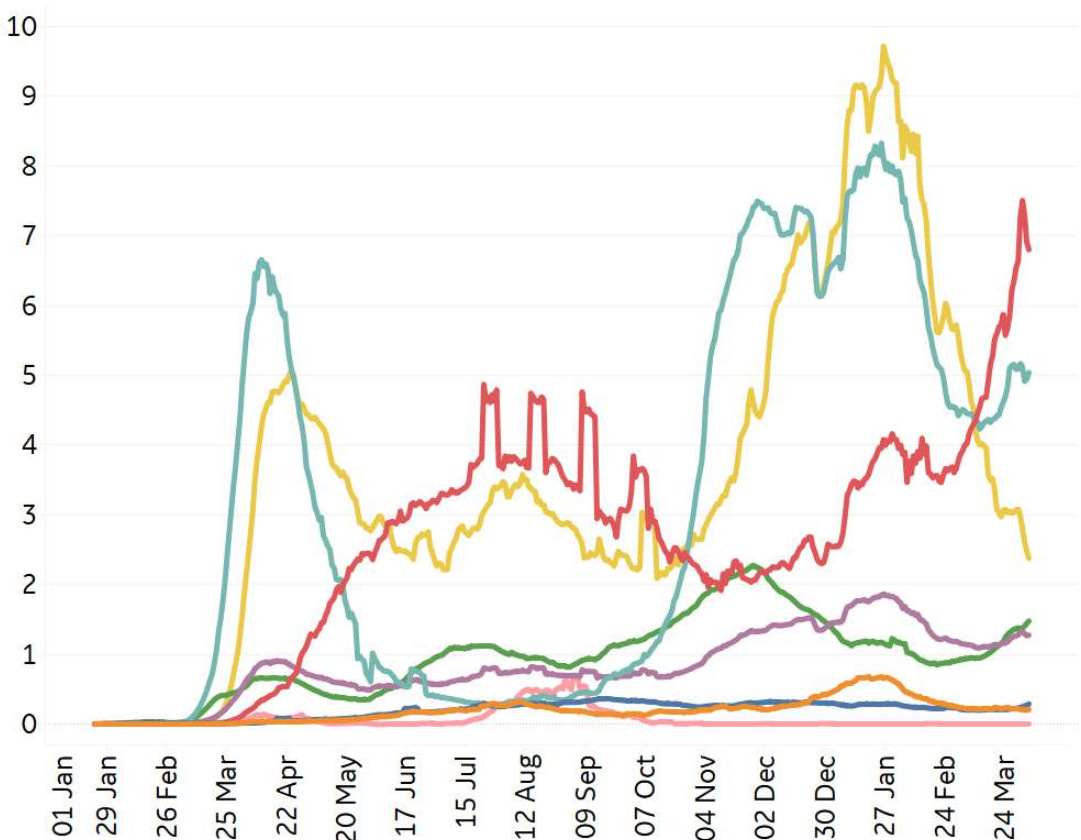
## New Confirmed Cases / 1M

7-day rolling average



## New Deaths / 1M

7-day rolling average



*\*Large jump in Middle East confirmed cases due to batched reporting of 823,225 new cases in **Turkey** on 10 Dec*



# Top 50 Countries: Per 1M

## 1 - 25

	Average over last 7 days		Total Since 22 Jan			Change from 14d Ago in 14 day avg of daily new	
	New Confirmed	New Deaths	Total Confirmed	Estimated Recovered	Total Deaths	Confirmed	Deaths
Czechia	492	14	144,915	134,710	2,516	-44%	-23%
Hungary	771	26	71,010	56,921	2,248	8%	45%
Bos. and Herz.	498	24	52,876	44,066	2,061	40%	82%
Belgium	373	3	77,742	70,221	1,999	30%	4%
Slovenia	513	4	105,891	97,141	1,960	34%	27%
Bulgaria	498	18	50,803	41,712	1,956	15%	12%
North Macedo..	544	18	64,735	55,409	1,891	27%	68%
UK	56	1	64,429	61,620	1,872	-20%	-59%
Italy	322	7	60,671	54,007	1,836	-6%	18%
Slovakia	192	14	66,899	62,063	1,836	-36%	-19%
US	191	2	92,767	88,415	1,677	17%	-26%
Portugal	41	1	80,745	78,521	1,655	-22%	-51%
Spain	139	2	70,602	67,087	1,619	40%	57%
Peru	227	6	47,991	42,868	1,604	14%	6%
Brazil	303	13	61,089	54,887	1,559	1%	31%
France	606	4	74,811	65,054	1,483	42%	18%
Croatia	446	6	68,211	61,282	1,476	101%	56%
Poland	708	12	64,432	52,940	1,452	44%	40%
Panama	84	1	82,595	79,925	1,422	-13%	-25%
EU	363	5	61,622	55,063	1,406	19%	16%
Sweden	469	1	80,520	72,359	1,337	16%	-9%
Lithuania	297	3	80,670	75,452	1,326	56%	-9%
Moldova	303	11	58,277	52,033	1,273	1%	29%
Colombia	178	3	48,075	44,674	1,260	80%	35%
Romania	280	7	50,649	45,382	1,251	12%	42%

## 26 - 50

	Average over last 7 days		Total Since 22 Jan			Change from 14d Ago in 14 day avg of daily new	
	New Confirmed	New Deaths	Total Confirmed	Estimated Recovered	Total Deaths	Confirmed	Deaths
Argentina	268	2	52,958	48,446	1,243	54%	-1%
Chile	370	7	53,713	47,514	1,237	25%	14%
Armenia	305	6	66,358	60,785	1,212	43%	92%
Switzerland	217	1	69,944	65,890	1,196	35%	-15%
Austria	354	3	62,040	56,038	1,049	14%	4%
Kosovo	535	6	49,357	42,488	1,025	40%	25%
Latvia	232	4	55,193	50,619	1,024	-5%	-20%
Netherlands	437	2	77,271	70,139	980	26%	-16%
Ireland	104	2	48,230	45,745	955	2%	-21%
Georgia	126	2	71,151	68,603	955	37%	-10%
Lebanon	386	7	70,252	63,462	939	-9%	-8%
Ukraine	335	8	41,090	35,675	823	37%	49%
Albania	119	3	43,968	41,328	787	-36%	-35%
Israel	38	1	96,383	94,914	721	-75%	-25%
Estonia	621	8	82,470	71,208	709	-31%	15%
Jordan	610	9	62,031	51,774	706	-10%	41%
Serbia	526	4	70,693	62,452	625	1%	41%
West Bank an..	464	4	54,997	48,354	592	3%	-3%
Costa Rica	44	1	42,552	41,017	580	-8%	-3%
Turkey	472	2	41,346	35,344	383	104%	114%
Kuwait	297	2	55,541	50,994	317	-3%	28%
Bahrain	585	2	87,458	79,600	315	37%	29%
UAE	216	0	47,535	44,371	153	1%	-38%
Qatar	280	1	63,666	60,188	105	44%	173%
Total World	76	1	16,952	15,545	368	27%	13%

Change from 14d ago:  
Compares 14d-avgs. of Daily New Cases/Deaths  
today with 14d-avgs. from 14d ago

In the last week, cases in **Bulgaria** grew 6% and deaths grew 5%  
(+2,839 cases / 1M; +97 deaths / 1M)

Top 50 countries selected by Cases / 1M  
Sorted by Total Deaths / 1M  
Excluded countries with population < 1M

Estimated Recovered: Cases 14d ago - Deaths today





# Top 50 Countries: Raw Volume

Updated 5 Apr 2021, 3:30 GMT

4

## 1 - 25

	Average over last 7 days		Total Since 22 Jan			Change from 14d Ago in 14 day avg of daily new	
	New Confirmed	New Deaths	Total Confirmed	Estimated Recovered	Total Deaths	Confirmed	Deaths
EU	161,569	2,428	27,437,350	24,516,764	626,064	19%	16%
US	63,283	792	30,706,126	29,265,489	555,001	17%	-26%
Brazil	64,324	2,747	12,984,956	11,666,800	331,433	1%	31%
Mexico	3,415	361	2,250,458	1,991,625	204,147	-19%	-18%
India	78,489	465	12,589,067	11,480,980	165,101	126%	143%
UK	3,826	35	4,373,798	4,183,117	127,078	-20%	-59%
Italy	19,458	442	3,668,264	3,265,346	111,030	-6%	18%
Russia	8,607	370	4,529,576	4,308,318	98,713	-8%	-10%
France	39,570	293	4,883,174	4,246,289	96,808	42%	18%
Germany	15,954	157	2,896,329	2,592,941	77,060	40%	-17%
Spain	6,520	98	3,300,965	3,136,634	75,698	40%	57%
Colombia	9,070	163	2,446,219	2,273,136	64,094	80%	35%
Iran	10,914	109	1,932,074	1,737,905	63,160	18%	23%
Argentina	12,128	107	2,393,492	2,189,572	56,199	54%	-1%
Poland	26,793	437	2,438,542	2,003,609	54,941	44%	40%
South Africa	933	46	1,551,964	1,484,865	52,987	-16%	-39%
Peru	7,498	201	1,582,367	1,413,449	52,877	14%	6%
Indonesia	5,453	174	1,534,255	1,418,515	41,669	-8%	-7%
Ukraine	14,637	346	1,797,027	1,560,207	35,994	37%	49%
Turkey	39,840	170	3,487,050	2,980,859	32,263	104%	114%
Czechia	5,267	153	1,551,896	1,442,602	26,945	-44%	-23%
Romania	5,394	137	974,375	873,045	24,070	12%	42%
Chile	7,077	127	1,026,785	908,295	23,644	25%	14%
Belgium	4,320	39	900,996	813,837	23,169	30%	4%
Canada	5,535	29	1,008,808	915,997	23,060	49%	-4%

## 26 - 50

	Average over last 7 days		Total Since 22 Jan			Change from 14d Ago in 14 day avg of daily new	
	New Confirmed	New Deaths	Total Confirmed	Estimated Recovered	Total Deaths	Confirmed	Deaths
Hungary	7,445	249	685,979	549,881	21,715	8%	45%
Ecuador	1,600	31	335,681	295,642	16,956	28%	23%
Portugal	418	6	823,335	800,651	16,879	-22%	-51%
Netherlands	7,492	26	1,324,021	1,201,820	16,790	26%	-16%
Pakistan	4,731	81	692,231	615,650	14,821	61%	51%
Iraq	5,877	36	873,568	779,429	14,463	18%	5%
Bulgaria	3,464	126	352,999	289,834	13,589	15%	12%
Sweden	4,739	14	813,191	730,774	13,498	16%	-9%
Philippines	10,451	36	795,051	650,369	13,425	89%	1%
Switzerland	1,875	8	605,342	570,256	10,353	35%	-15%
Slovakia	1,047	76	365,242	338,844	10,025	-36%	-19%
Austria	3,184	28	558,755	504,704	9,449	14%	4%
Bangladesh	5,950	52	637,364	561,612	9,266	224%	153%
Japan	2,411	23	485,226	447,108	9,210	70%	-31%
Morocco	505	7	498,197	482,859	8,850	18%	-2%
Jordan	6,227	92	632,907	528,254	7,201	-10%	41%
Saudi Arabia	622	7	392,682	378,323	6,697	48%	9%
Lebanon	2,634	45	479,501	433,159	6,409	-9%	-8%
Israel	332	8	834,247	821,529	6,243	-75%	-25%
Panama	363	5	356,377	344,856	6,135	-13%	-25%
Serbia	4,595	38	617,669	545,670	5,458	1%	41%
Belarus	1,232	9	327,304	308,160	2,285	13%	8%
UAE	2,134	4	470,136	438,845	1,510	1%	-38%
Malaysia	1,288	5	350,959	331,752	1,288	-8%	-14%
Total World	590,804	9,867	131,321,563	120,421,664	2,852,987	27%	13%

\*Change from 14d ago:  
Compares 14d-avgs. of Daily New Cases/Deaths today with 14d-avgs. from 14d ago

Estimated Recovered: Cases 14d ago - Deaths today

Over the weekend confirmed cases in **Canada** surpassed 1M

Top 50 countries selected by Total Cases  
Sorted by Raw Total Deaths  
Excluded countries with population < 1M

N/A\*\* due to inconsistent reporting of Recovered Cases



# United States: Per 1M



## 1 - 25

	Average over last 7 days		Total Since 22 Jan			Change from 14d Ago in 14 day avg of daily new	
	New Confirmed	New Deaths	Total Confirmed	Estimated Recovered	Total Deaths	Confirmed	Deaths
Ohio	151	0	87,604	83,933	1,595	14%	-93%
Florida	252	3	96,929	91,941	1,568	16%	-12%
DC	174	3	63,814	59,737	1,516	0%	0%
California	53	2	93,016	90,662	1,509	-22%	-36%
West Virginia	227	5	80,047	75,402	1,504	29%	-68%
Missouri	97	2	95,191	92,284	1,445	12%	-27%
Maryland	219	2	69,029	64,786	1,381	36%	-16%
Kentucky	131	4	96,047	92,818	1,376	-18%	-55%
Montana	136	4	98,376	95,056	1,372	-3%	58%
Wisconsin	125	2	109,787	106,840	1,261	27%	-25%
Oklahoma	79	4	110,981	108,552	1,252	-15%	-35%
Minnesota	284	1	93,316	88,352	1,233	38%	-56%
Virginia	164	2	73,241	69,659	1,210	5%	-59%
Wyoming	99	1	97,531	94,825	1,209	6%	-36%
N. Carolina	145	1	87,352	84,203	1,157	-9%	-1%
Nebraska	250	0	109,497	105,566	1,127	61%	109%
Idaho	140	1	101,385	98,180	1,100	-16%	-60%
Colorado	237	1	81,289	77,188	1,064	25%	-36%
New Hampshire	296	1	63,135	58,317	919	44%	-3%
Washington	137	1	48,379	45,897	693	33%	-22%
Utah	124	1	120,819	118,372	665	-16%	-19%
Oregon	99	1	39,567	37,731	567	26%	-57%
Maine	204	1	38,510	35,500	554	24%	-30%
Alaska	242	0	86,804	83,183	428	28%	-40%
Vermont	304	1	32,291	28,063	367	45%	-9%
Hawaii	87	1	22,133	20,738	330	39%	44%

## 26 - 51

	Average over last 7 days		Total Since 22 Jan			Change from 14d Ago in 14 day avg of daily new	
	New Confirmed	New Deaths	Total Confirmed	Estimated Recovered	Total Deaths	Confirmed	Deaths
New Jersey	491	4	104,388	94,712	2,774	15%	-23%
New York	404	5	97,963	89,040	2,603	40%	11%
Massachusetts	284	3	93,323	86,672	2,507	23%	-8%
Rhode Island	334	3	130,508	123,102	2,483	6%	-35%
Mississippi	71	3	102,847	99,384	2,371	-38%	-33%
Arizona	87	1	115,996	112,556	2,334	-18%	-41%
Connecticut	350	2	88,059	81,000	2,217	52%	-44%
South Dakota	180	1	133,793	128,783	2,191	9%	-35%
Louisiana	74	2	95,825	92,406	2,186	-4%	-28%
Alabama	70	3	105,403	102,142	2,169	-54%	-30%
Pennsylvania	332	2	81,513	75,260	1,966	45%	-18%
North Dakota	198	0	135,997	131,424	1,966	58%	-54%
Indiana	146	1	102,627	98,754	1,942	22%	-39%
New Mexico	75	2	91,639	88,601	1,883	-14%	-26%
Arkansas	53	2	109,700	107,035	1,870	-37%	-53%
Illinois	212	1	99,160	94,550	1,867	48%	-13%
Iowa	165	4	111,998	107,751	1,845	24%	26%
Georgia	125	4	100,265	96,679	1,809	-15%	9%
S. Carolina	169	2	107,847	103,402	1,786	-13%	-25%
Tennessee	143	2	119,138	115,198	1,745	-1%	27%
Michigan	646	3	76,990	67,470	1,728	122%	42%
Nevada	98	2	99,078	96,068	1,712	-20%	-24%
Texas	96	3	96,642	93,321	1,679	-19%	-33%
Kansas	71	2	104,496	101,819	1,678	-13%	203%
Delaware	339	3	98,973	93,165	1,608	4%	-34%

\*Change from 14d ago:  
Compares 14d-avgs. of Daily New Cases/Deaths  
today with 14d-avgs. from 14d ago

Estimated Recovered: Cases 14d ago - Deaths today

In the last 14 days, cases in **Florida** grew 4% and deaths grew 3%  
(+3,294 cases / 1M; +42 deaths / 1M)

Sorted by Total Deaths / 1M

N/As due to states revising and updating case counts





# United States: Raw Volume



## 1 - 25

	Average over last 7 days		Total Since 22 Jan			Change from 14d Ago in 14 day avg of daily new	
	New Confirmed	New Deaths	Total Confirmed	Estimated Recovered	Total Deaths	Confirmed	Deaths
California	2,080	95	3,675,272	3,582,262	59,614	-22%	-36%
New York	7,858	88	1,905,737	1,732,136	50,633	40%	11%
Texas	2,784	86	2,802,225	2,705,919	48,697	-19%	-33%
Florida	5,403	71	2,081,826	1,974,675	33,674	16%	-12%
Pennsylvania	4,256	29	1,043,524	963,483	25,173	45%	-18%
New Jersey	4,363	35	927,195	841,249	24,637	15%	-23%
Illinois	2,686	19	1,256,533	1,198,121	23,654	48%	-13%
Georgia	1,328	41	1,064,554	1,026,482	19,212	-15%	9%
Ohio	1,770	0	1,024,011	981,107	18,643	14%	-93%
Massachusetts	1,957	24	643,232	597,387	17,281	23%	-8%
Michigan	6,456	30	768,892	673,811	17,259	122%	42%
Arizona	631	10	844,302	819,263	16,990	-18%	-41%
Indiana	984	7	690,910	664,831	13,074	22%	-39%
N. Carolina	1,519	15	916,159	883,127	12,136	-9%	-1%
Tennessee	975	14	813,614	786,706	11,915	-1%	27%
Alabama	345	16	516,809	500,823	10,637	-54%	-30%
Virginia	1,397	19	625,148	594,575	10,329	5%	-59%
Louisiana	343	11	445,469	429,576	10,161	-4%	-28%
S. Carolina	868	11	555,274	532,386	9,196	-13%	-25%
Missouri	593	10	584,228	566,387	8,866	12%	-27%
Maryland	1,326	14	417,329	391,673	8,350	36%	-16%
Connecticut	1,249	6	313,956	288,787	7,904	52%	-44%
Wisconsin	728	9	639,227	622,067	7,340	27%	-25%
Mississippi	210	8	306,088	295,782	7,055	-38%	-33%
Minnesota	1,601	6	526,267	498,271	6,953	38%	-56%

## 26 - 51

	Average over last 7 days		Total Since 22 Jan			Change from 14d Ago in 14 day avg of daily new	
	New Confirmed	New Deaths	Total Confirmed	Estimated Recovered	Total Deaths	Confirmed	Deaths
Kentucky	583	17	429,106	414,679	6,149	-18%	-55%
Colorado	1,367	5	468,121	444,504	6,126	25%	-36%
Iowa	521	14	353,362	339,963	5,822	24%	26%
Arkansas	161	7	331,054	323,012	5,643	-37%	-53%
Washington	1,041	9	368,403	349,504	5,278	33%	-22%
Nevada	302	5	305,176	295,904	5,274	-20%	-24%
Oklahoma	311	15	439,149	429,538	4,953	-15%	-35%
Kansas	206	6	304,429	296,630	4,889	-13%	203%
New Mexico	158	3	192,152	185,782	3,949	-14%	-26%
West Virginia	406	9	143,456	135,131	2,695	29%	-68%
Rhode Island	354	3	138,255	130,409	2,630	6%	-35%
Oregon	419	2	166,882	159,139	2,392	26%	-57%
Nebraska	484	1	211,812	204,207	2,181	61%	109%
Utah	397	3	387,341	379,497	2,132	-16%	-19%
Idaho	250	2	181,181	175,454	1,966	-16%	-60%
South Dakota	160	1	118,361	113,929	1,938	9%	-35%
Delaware	331	3	96,376	90,721	1,566	4%	-34%
North Dakota	151	0	103,638	100,153	1,498	58%	-54%
Montana	145	4	105,142	101,594	1,466	-3%	58%
New Hampshire	403	2	85,846	79,294	1,249	44%	-3%
DC	123	2	45,037	42,159	1,070	0%	0%
Maine	274	1	51,765	47,719	745	24%	-30%
Wyoming	57	1	56,447	54,881	700	6%	-36%
Hawaii	123	1	31,337	29,363	467	39%	44%
Alaska	177	0	63,501	60,852	313	28%	-40%
Vermont	190	1	20,149	17,511	229	45%	-9%

\*Change from 14d ago:  
Compares 14d-avgs. of Daily New Cases/Deaths  
today with 14d-avgs. from 14d ago

Estimated Recovered: Cases 14d ago - Deaths today

In the last 7 days, **Michigan** reported greater than 6K new cases daily

Sorted by Raw Total Deaths

N/As due to states revising and updating case counts

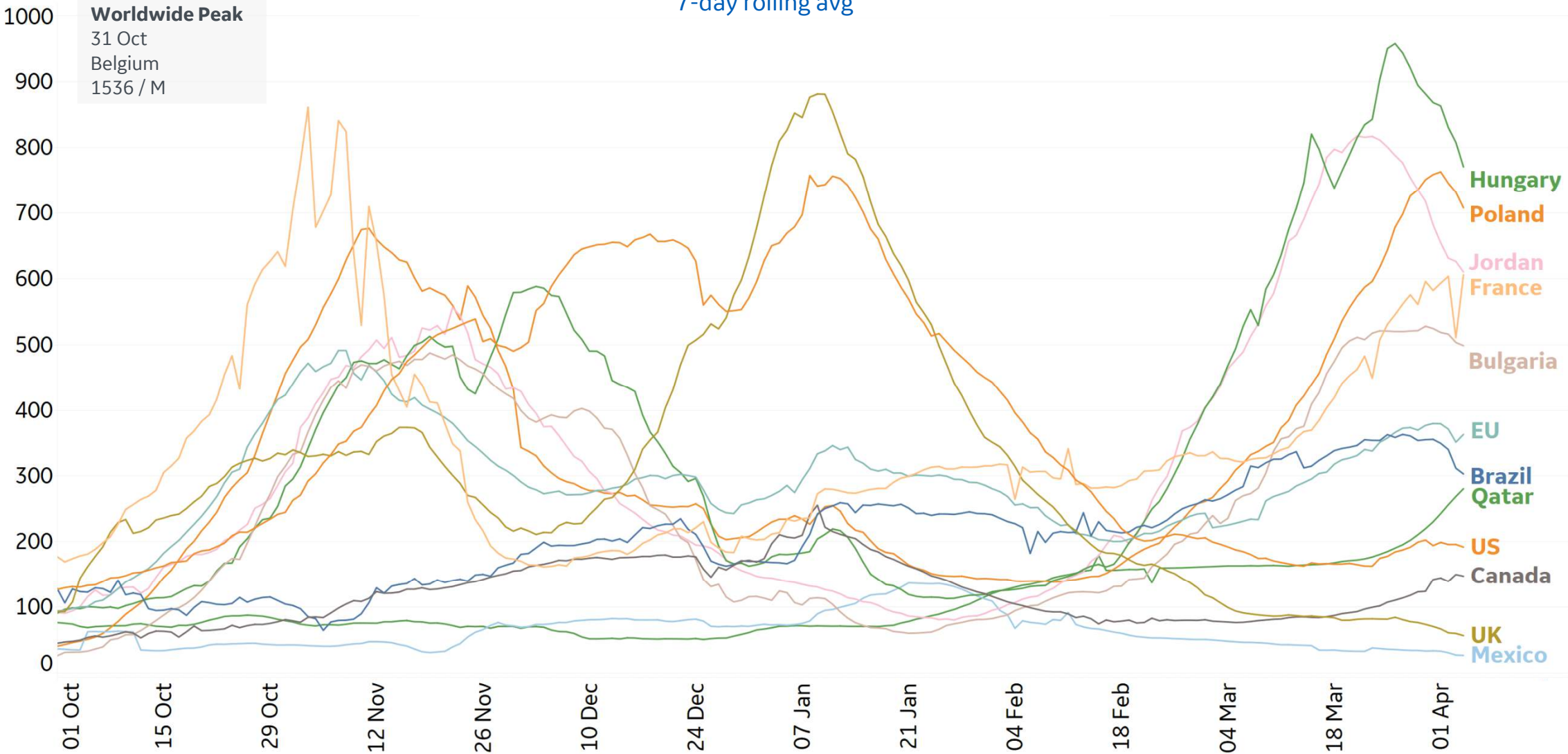


# New Confirmed Cases in Select Countries

Updated 5 Apr 2021, 3:30 GMT

7

Daily New Confirmed Cases / 1M  
7-day rolling avg

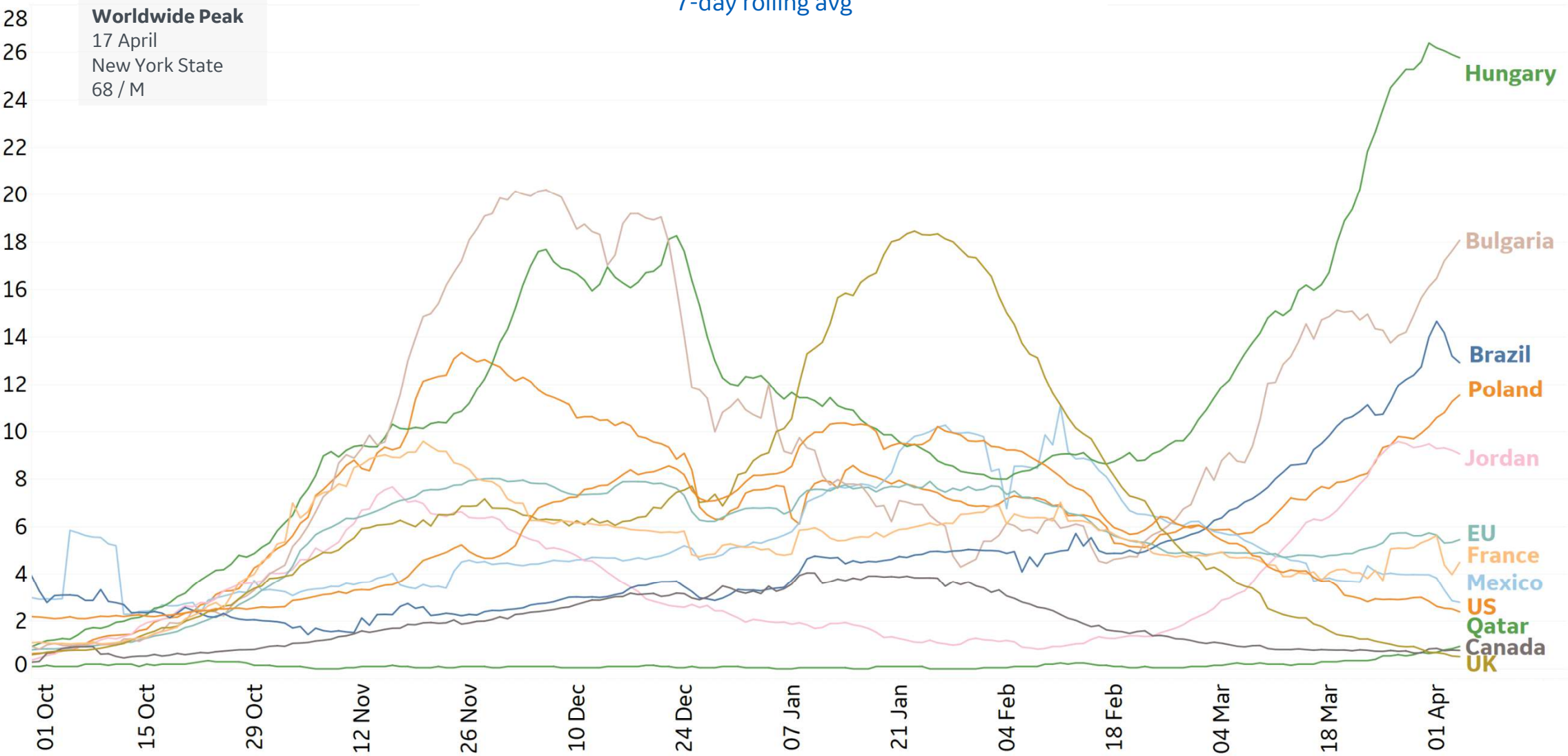






# New Deaths in Select Countries

Daily New Deaths / 1M  
7-day rolling avg

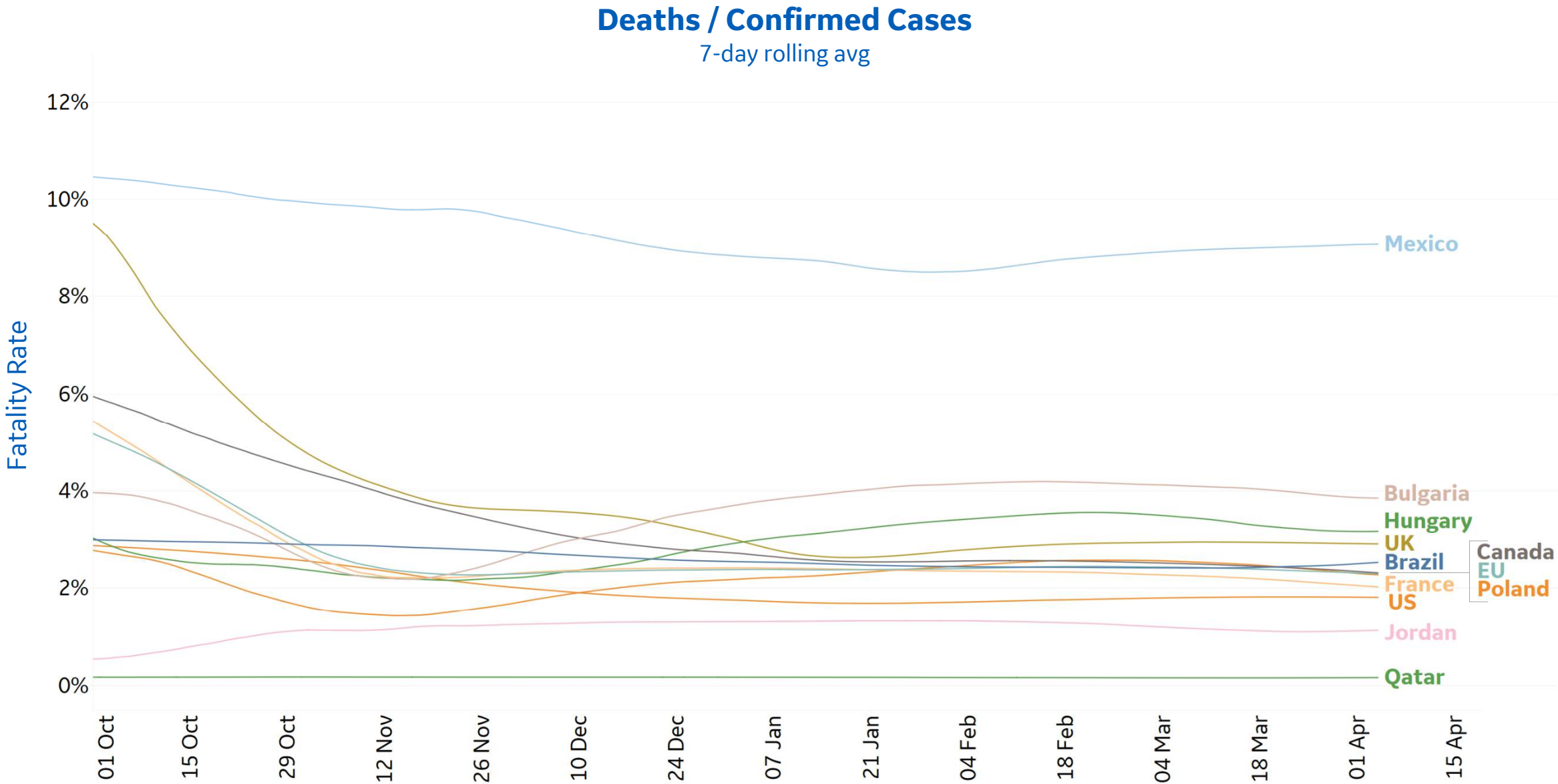








# Fatality Rate in Select Countries

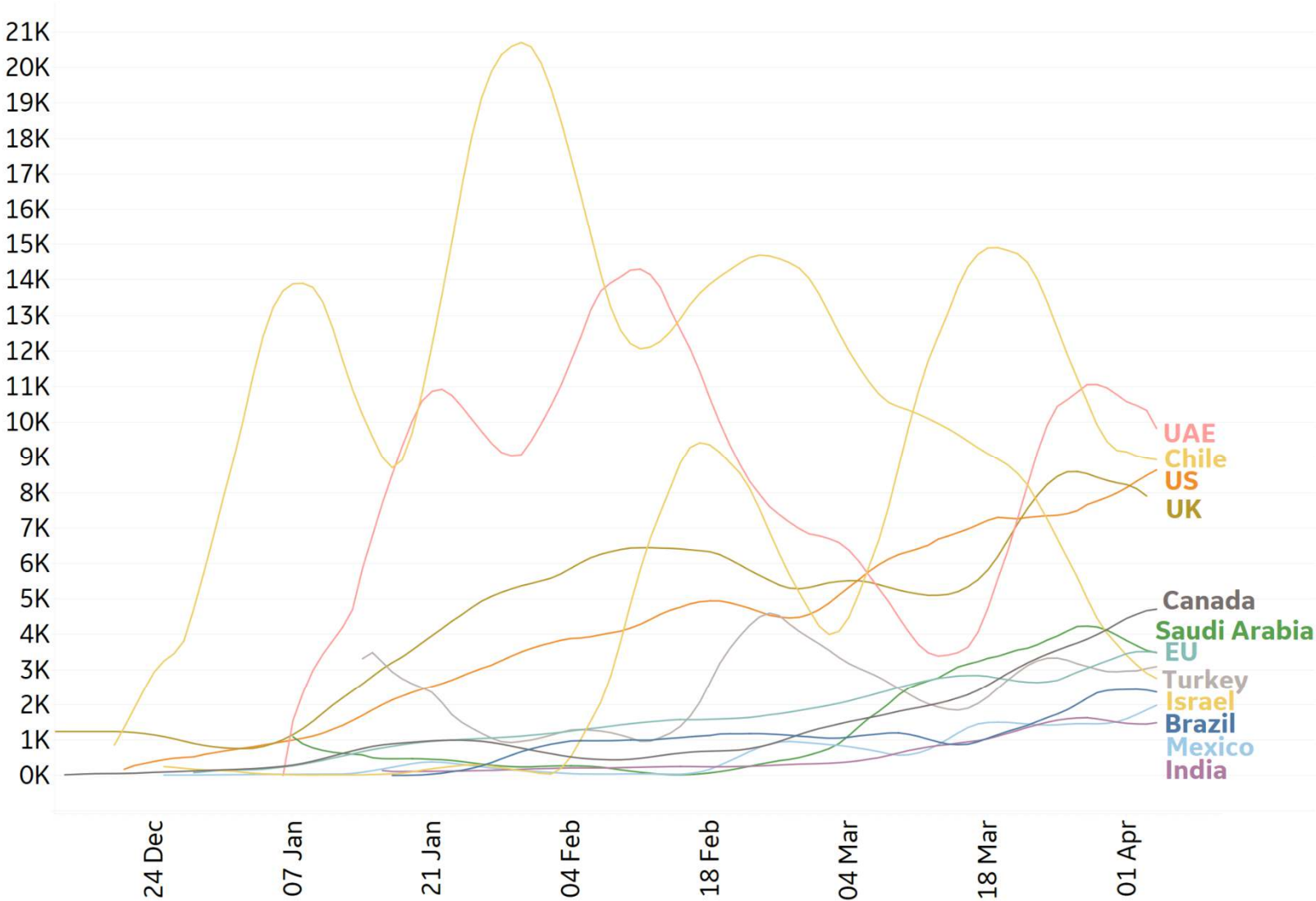




# Daily & Total Vaccinations, Select Countries

Select countries with data available

Daily New Vaccinations / 1M, 7-day avg



	Total Vax per 1M	% of Population FULLY Vaccinated
Israel	1,167,910	55.9%
UAE	867,404	
Chile	564,288	20.1%
UK	543,628	7.9%
US	498,648	18.6%
Hungary	339,103	9.5%
Turkey	197,809	8.5%
France	189,090	4.7%
Italy	183,283	5.7%
Spain	182,839	6.1%
EU	179,220	5.3%
Canada	167,001	1.9%
Saudi Arabia	143,465	
Brazil	99,126	2.2%
Mexico	70,083	0.9%
India	57,322	0.8%

\*Total Vax and % Fully Vaccinated use most current reported data per country





# US State Vaccinations to Date



State	% Fully Vaccinated	% Rec'd at Least 1 Dose	Population
New Mexico	26.0%	40.9%	2,096,829
South Dakota	24.8%	37.6%	884,659
Alaska	24.2%	35.2%	731,545
Rhode Island	23.8%	35.2%	1,059,361
Maine	22.9%	37.8%	1,344,212
Connecticut	22.9%	38.3%	3,565,287
North Dakota	22.9%	34.5%	762,062
Vermont	21.4%	36.4%	623,989
Montana	21.4%	33.0%	1,068,778
Iowa	21.3%	33.5%	3,155,070
Minnesota	21.3%	34.3%	5,639,632
New Jersey	21.3%	36.4%	8,882,190
West Virginia	21.2%	31.8%	1,792,147
Massachusetts	21.2%	37.4%	6,892,503
Wisconsin	21.0%	34.9%	5,822,434
Hawaii	21.0%	33.6%	1,415,872
New York	20.7%	34.1%	19,453,561
Wyoming	20.5%	29.0%	578,759
Nebraska	20.4%	32.9%	1,934,408
Oklahoma	20.3%	33.0%	3,956,971
Washington	20.1%	32.4%	7,614,893
Kentucky	19.9%	33.2%	4,467,673
New Hampshire	19.7%	40.4%	1,359,711
Maryland	19.6%	33.8%	6,045,680
Colorado	19.3%	32.8%	5,758,736

**18.2%**  
Total US population  
**fully vaccinated**  
(**182,304** per million)

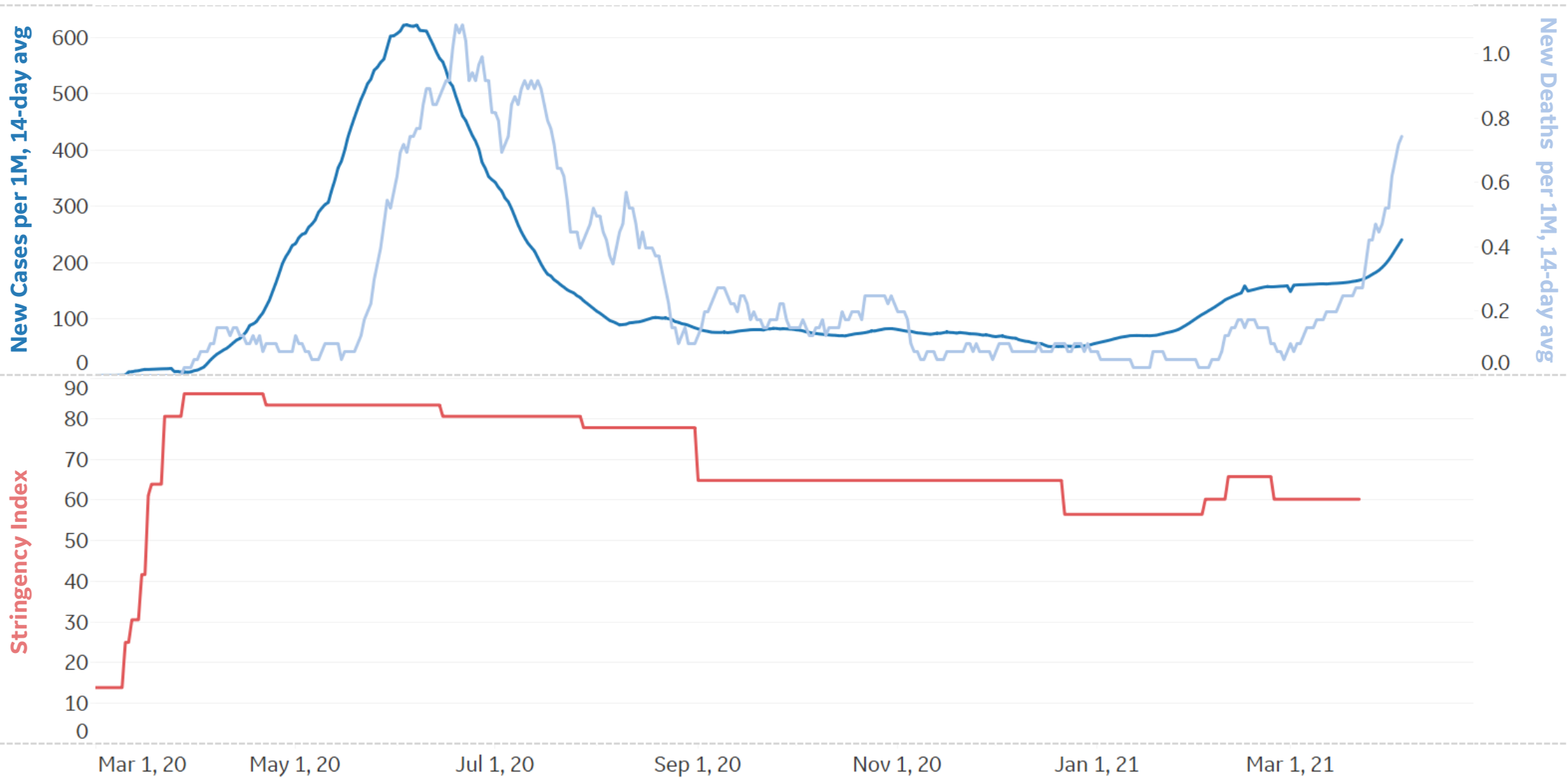
**31.5%**  
Total US population  
having received  
**at least 1 dose**  
(**315,143** per million)

Fully vaccinated people are persons who  
have received all doses required per vaccine

State	% Fully Vaccinated	% Rec'd at Least 1 Dose	Population
Virginia	19.2%	34.5%	8,535,519
Michigan	19.1%	31.0%	9,986,857
Kansas	19.0%	33.7%	2,913,314
Ohio	18.8%	31.7%	11,689,100
Arizona	18.8%	31.8%	7,278,717
Pennsylvania	18.6%	34.8%	12,801,989
Oregon	18.6%	30.8%	4,217,737
Indiana	18.3%	27.4%	6,732,219
Louisiana	18.2%	27.7%	4,648,794
Illinois	18.2%	34.0%	12,671,821
Delaware	18.1%	34.1%	973,764
Idaho	18.0%	27.9%	1,787,065
North Carolina	18.0%	30.9%	10,488,084
Florida	17.9%	30.5%	21,477,737
Nevada	17.8%	29.7%	3,080,156
California	17.8%	33.6%	39,512,223
Missouri	17.2%	28.1%	6,137,428
Mississippi	16.8%	25.9%	2,976,149
South Carolina	16.5%	28.9%	5,148,714
Arkansas	16.0%	28.4%	3,017,804
Texas	15.7%	27.9%	28,995,881
Tennessee	15.4%	27.1%	6,829,174
Alabama	14.5%	25.3%	4,903,185
Georgia	13.1%	25.7%	10,617,423
Utah	13.1%	28.1%	3,205,958



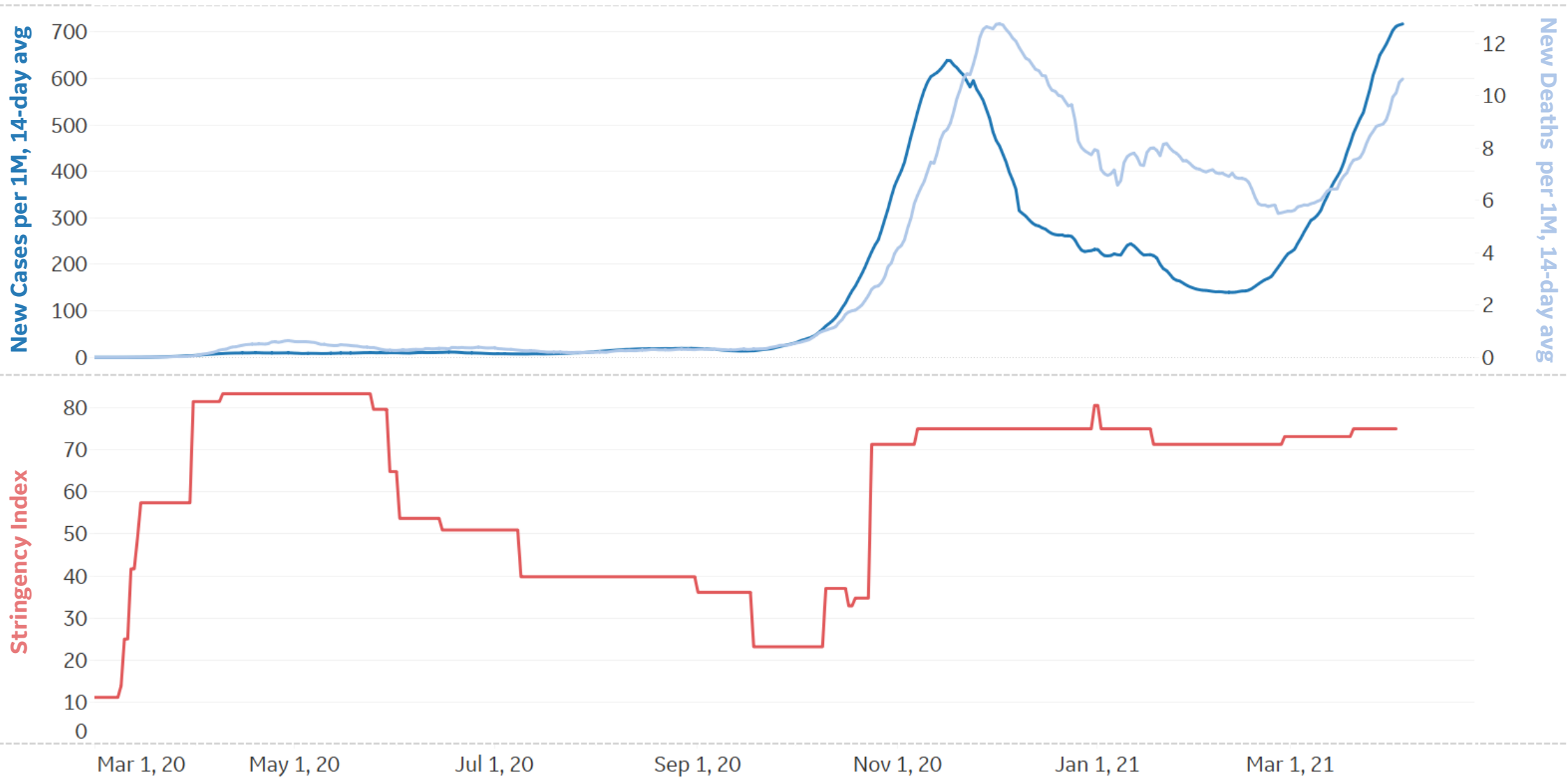
# Feature: Qatar



*\*Stringency Index calculated via Oxford COVID-19 Government Response Tracker (OxCGRT). OxCGRT data thru 22 Mar 2021.*



# Feature: Poland



\*Stringency Index calculated via Oxford COVID-19 Government Response Tracker (OxCGRT). OxCGRT data thru 2 Apr 2021.





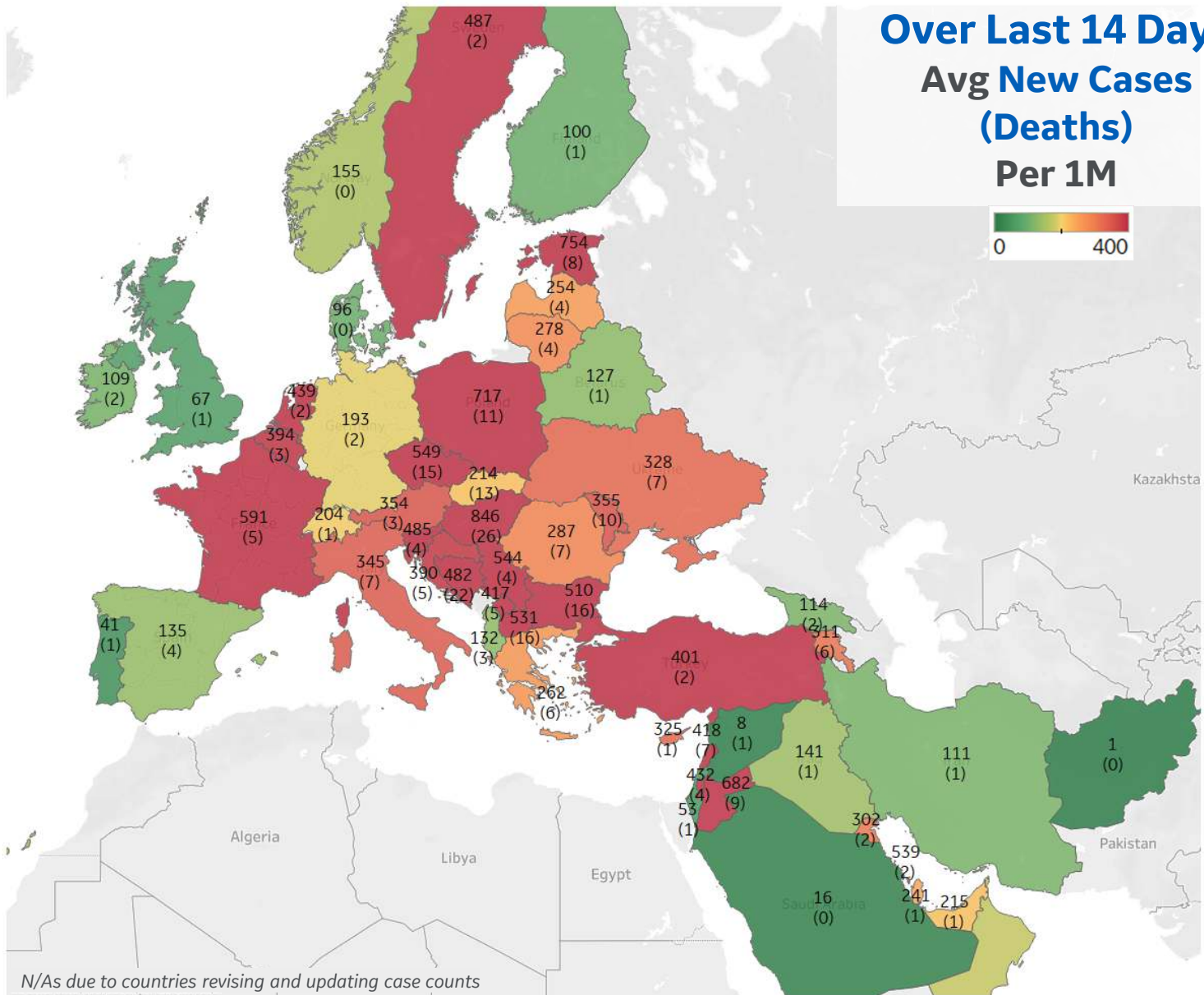
## Per 1M in Region

	Today	Change
Active Cases	20,323	+0.6%
Confirmed	281 new	+0.6%
Deaths	3 new	+0.3%
Recovered	156 new	+0.6%

## Most Daily New Cases / 1M

Hungary	846
Estonia	754
Poland	717
Jordan	682
France	591
Czechia	549
Serbia	544
Bahrain	539
North Macedonia	531
Bulgaria	510

\* Excludes regions with population < 1M





# Mexico

## Per 1M in Region

	Today	Change
Active Cases	2,180	+0.4%
Confirmed	10 new	+0.1%
Deaths	1 new	+0.1%
Recovered	0 new	+0.0%

## Most Daily New Cases / 1M

Distrito Federal	183
Querétaro	90
Baja California Sur	82
Morelos	46
Tabasco	42
Guanajuato	40
Aguascalientes	39
Nacional	34
Puebla	34
Yucatán	31



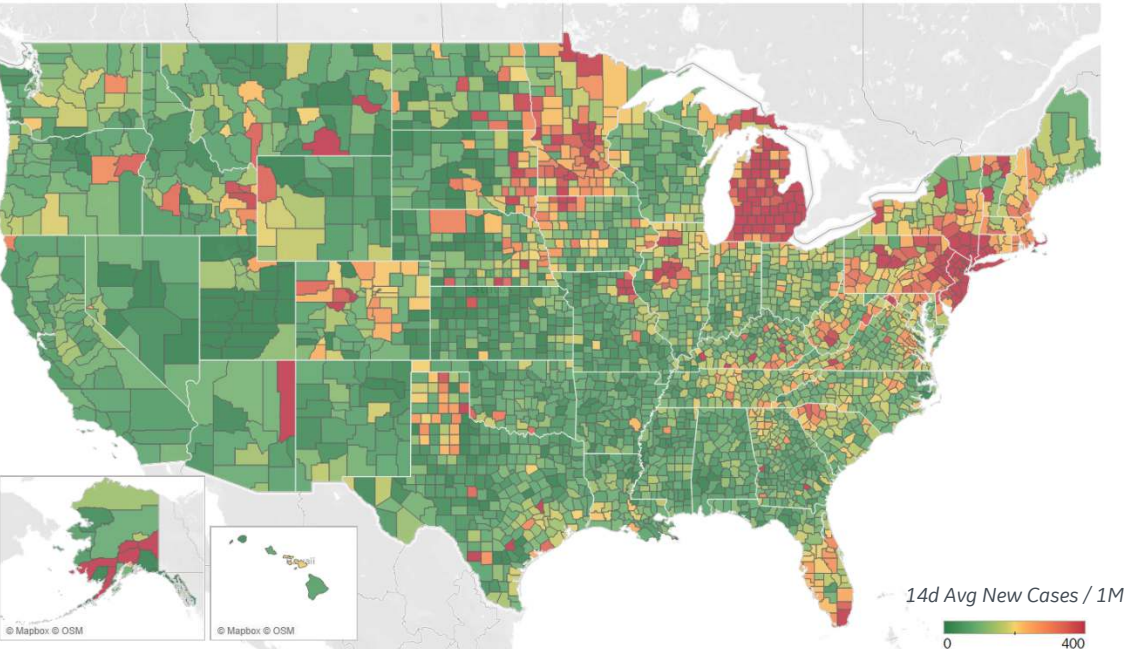
\*Data thru 2 Apr 2021





# US Counties: Recent Cases and Deaths

## Average New Cases per 1M Over Last 14 Days

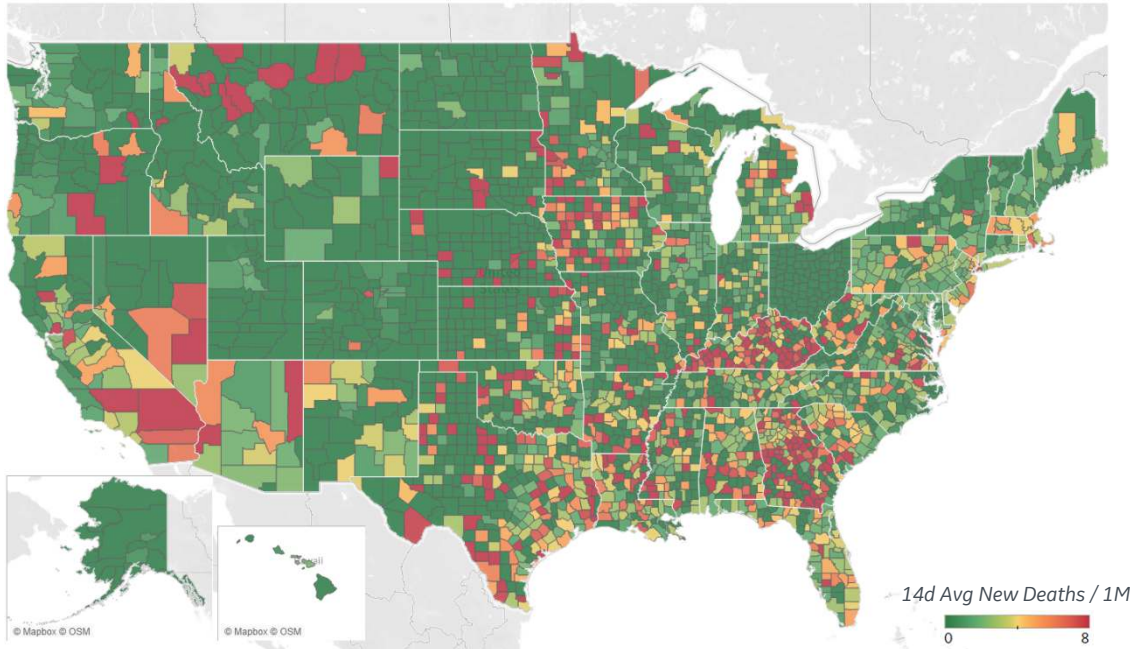


### Top 10 by New Confirmed

Avg New Confirmed Cases / 1M

Macomb County, MI	921
Genesee County, MI	636
New York City*	592
Monmouth County, NJ	584
Oakland County, MI	576
Orange County, NY	567
Passaic County, NJ	566
Ocean County, NJ	565
Hudson County, NJ	564
Essex County, NJ	562

## Average New Deaths per 1M Over Last 14 Days



### Top 10 by New Deaths

Avg New Deaths/ 1M

San Bernardino County, CA	13
Kern County, CA	11
Solano County, CA	9
San Joaquin County, CA	8
New York City*	7
Riverside County, CA	7
Jefferson County, KY	7
Bristol County, MA	7
Ocean County, NJ	7
Wake County, NC	6

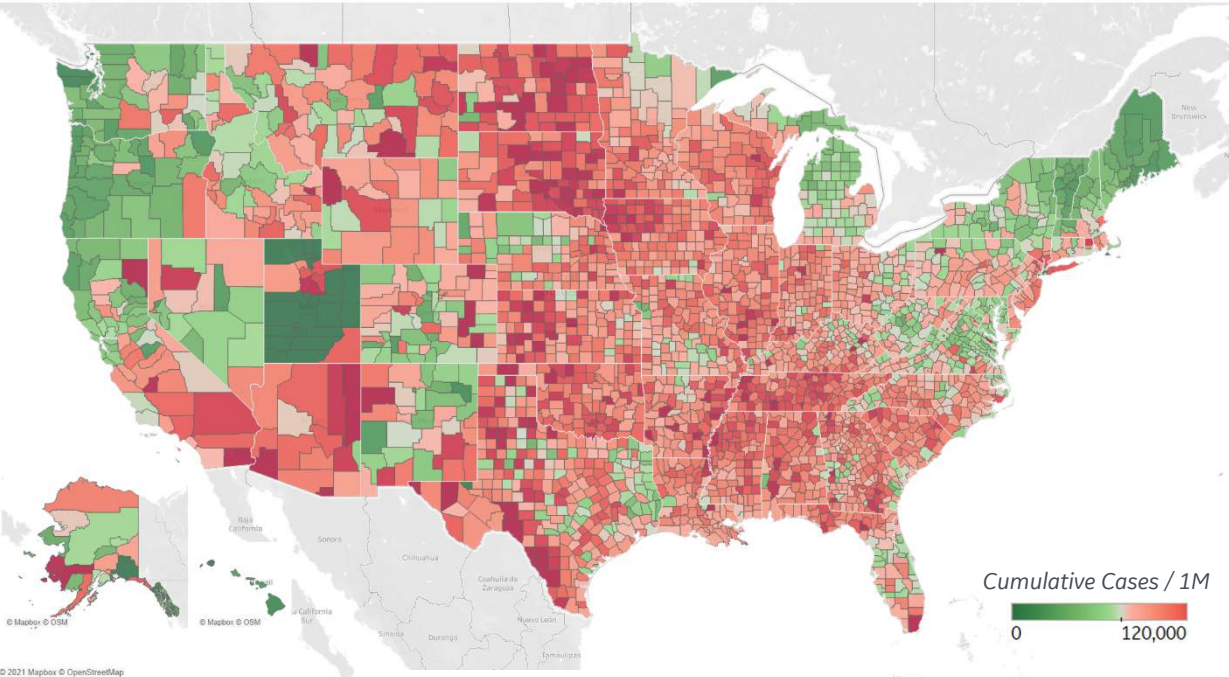
**Note:** Lists includes counties  
≥ 250K population





# US Counties: Cumulative Cases and Deaths

## Confirmed **Cases** per 1M to date

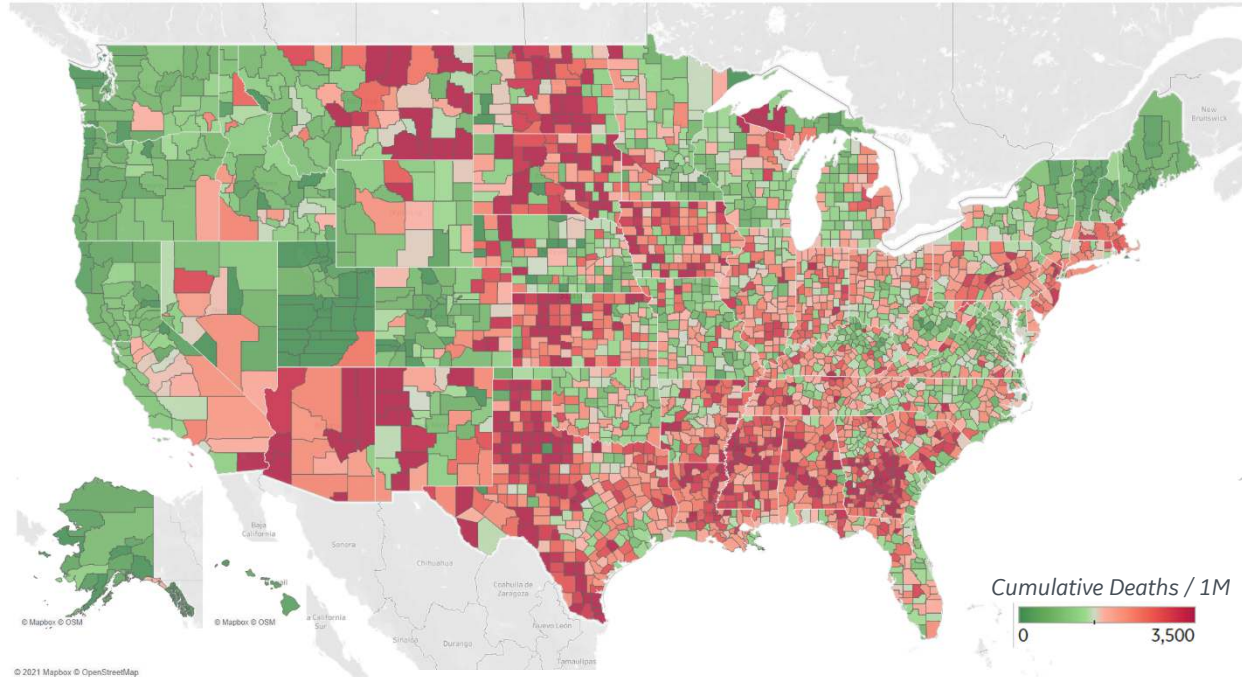


### Top 10 Counties

Total Confirmed Cases / 1M

Miami-Dade County, FL	166,003
Lubbock County, TX	156,519
Webb County, TX	156,312
El Paso County, TX	155,024
Utah County, UT	146,641
Providence County, RI	138,962
Rockland County, NY	135,517
Greenville County, SC	133,968
San Bernardino County, CA	133,572
Passaic County, NJ	130,794

## Reported **Deaths** per 1M to date



### Top 10 Counties

Total Reported Deaths / 1M

New York City*	5,855
Cameron County, TX	3,727
Passaic County, NJ	3,583
Essex County, NJ	3,508
Union County, NJ	3,350
Ocean County, NJ	3,309
Hidalgo County, TX	3,186
Hudson County, NJ	3,169
Hampden County, MA	3,120
El Paso County, TX	3,056

**Note:** Lists includes counties  $\geq 250K$  population

\* New York City counties aggregated into one reporting area



## Per 1M in Region

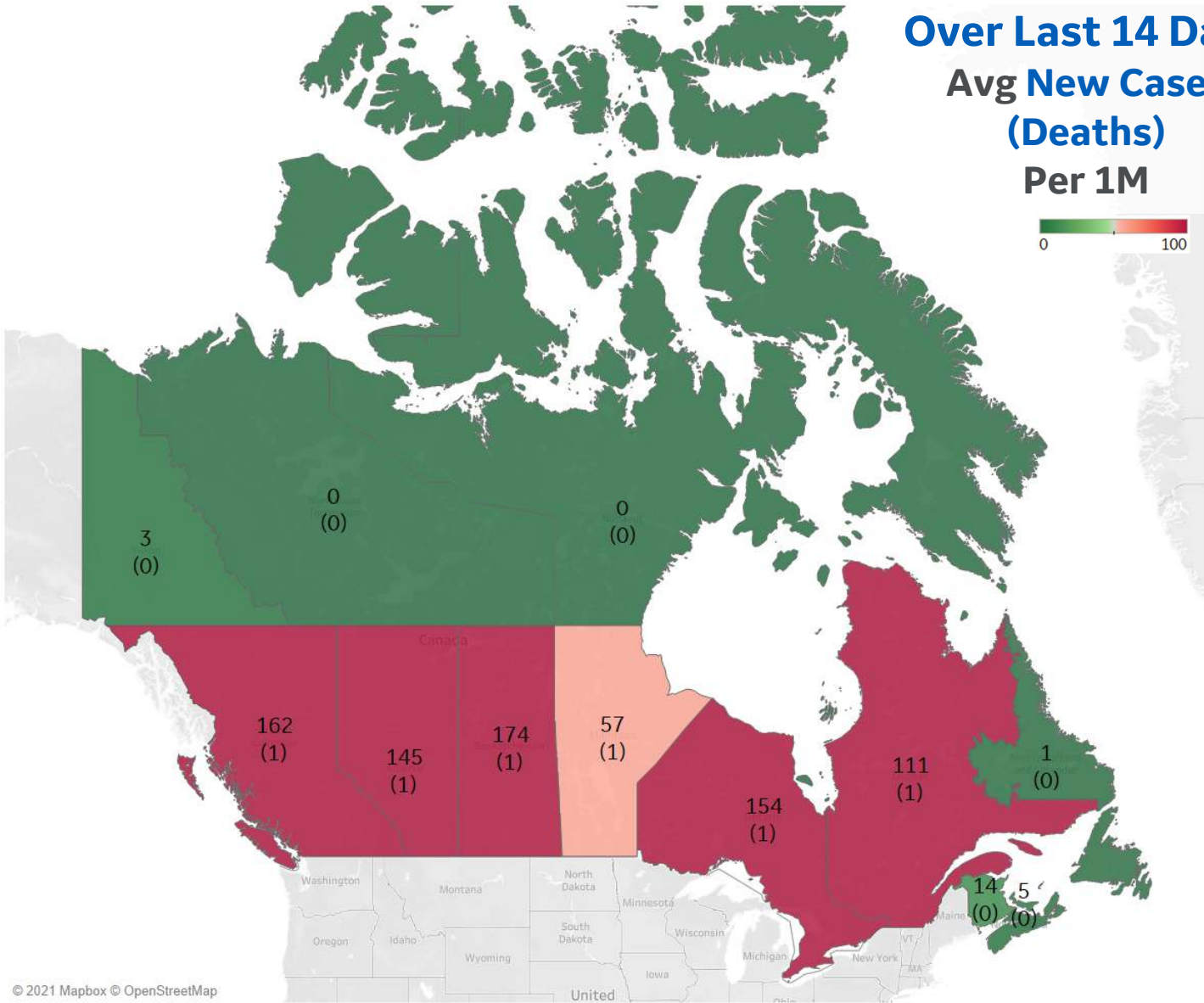

	Today	Change
Active Cases	1,457	+3.4%
Confirmed	93 new	+0.3%
Deaths	1 new	+0.1%
Recovered	44 new	+0.2%

## Most Daily New Cases / 1M

Saskatchewan	174
British Columbia	162
Ontario	154
Alberta	145
Quebec	111
Manitoba	57

\* Excludes regions with population < 1M

## Over Last 14 Days Avg New Cases (Deaths) Per 1M





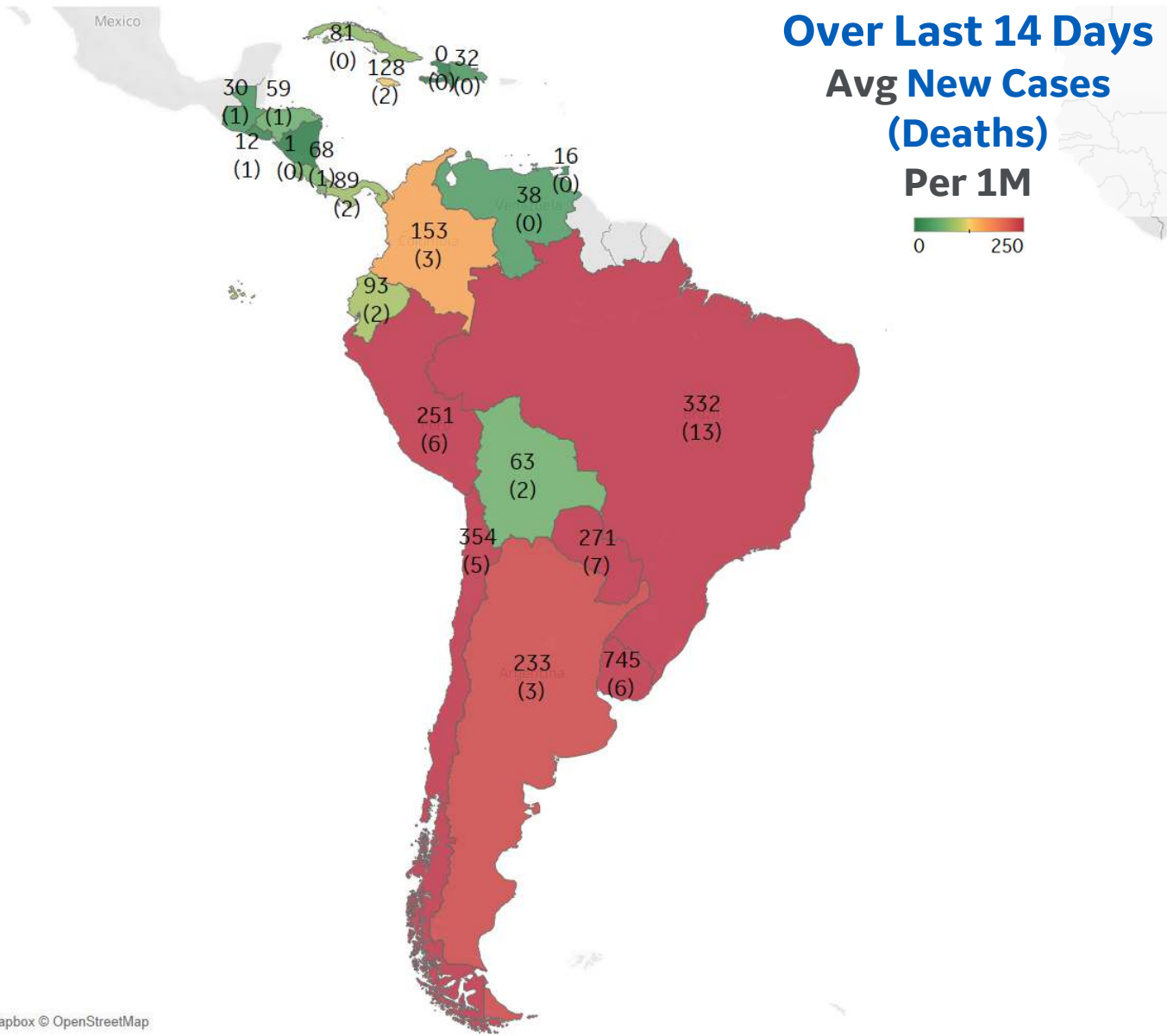
## Per 1M in Region

	Today	Change
Active Cases	3,853	+0.7%
Confirmed	152 new	+0.3%
Deaths	4 new	+0.3%
Recovered	122 new	+0.3%

## Most Daily New Cases / 1M

Uruguay	745
Chile	354
Brazil	332
Paraguay	271
Peru	251
Argentina	233
Colombia	153
Jamaica	128
Ecuador	93
Panama	89

\* Excludes regions with population < 1M







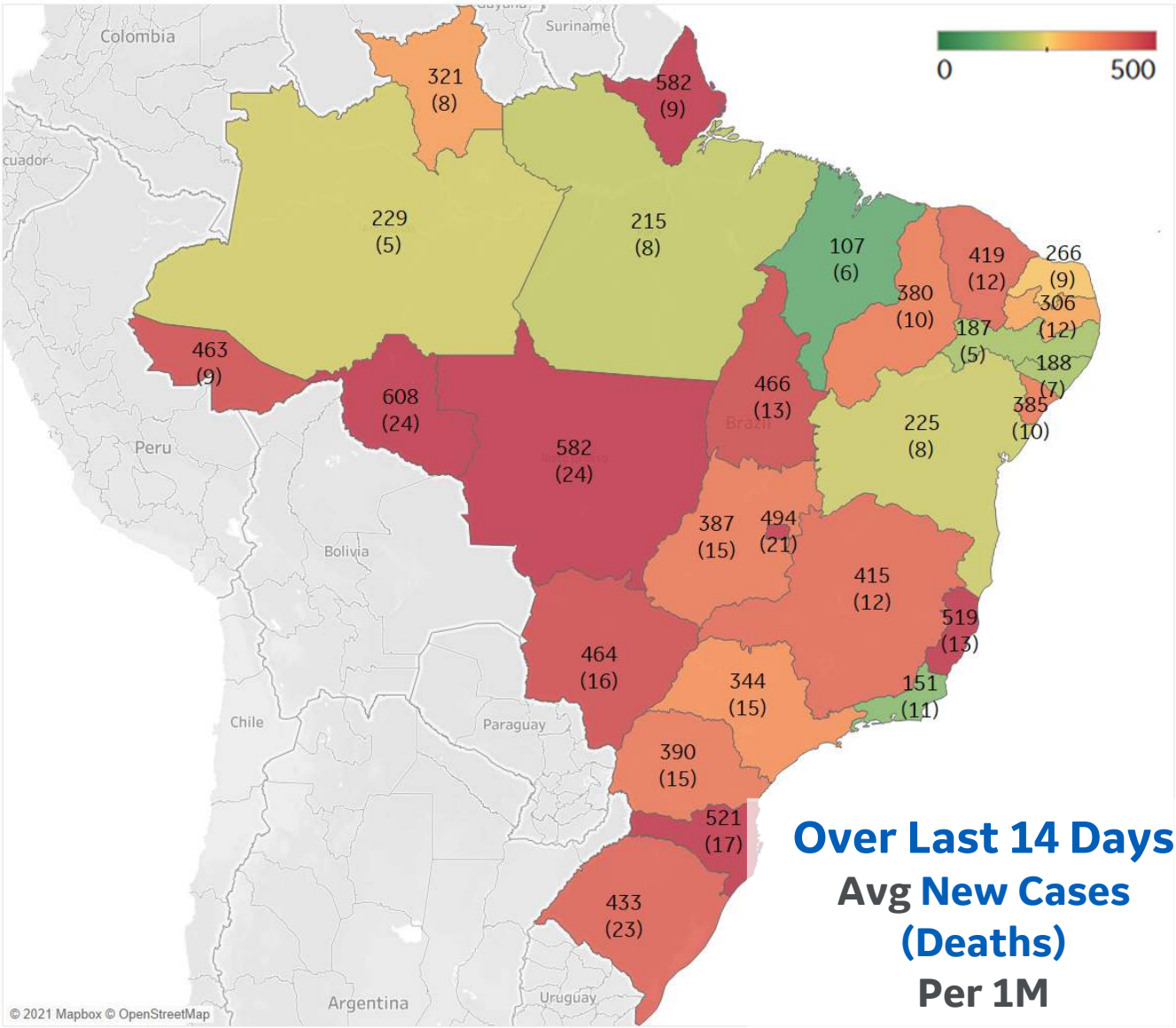
## Per 1M in Region

	Today	Change
Active Cases	6,163	+1.1%
Confirmed	148 new	+0.2%
Deaths	6 new	+0.4%
Recovered	76 new	+0.1%

## Most Daily New Cases / 1M

Rondônia	608
MatoGrosso	582
Santa Catarina	521
Espírito Santo	519
Distrito Federal	494
Tocantins	466
MatoGrosso do ..	464
Rio Grande do ..	433
Ceará	419
Minas Gerais	415

\* Excludes regions with population < 1M





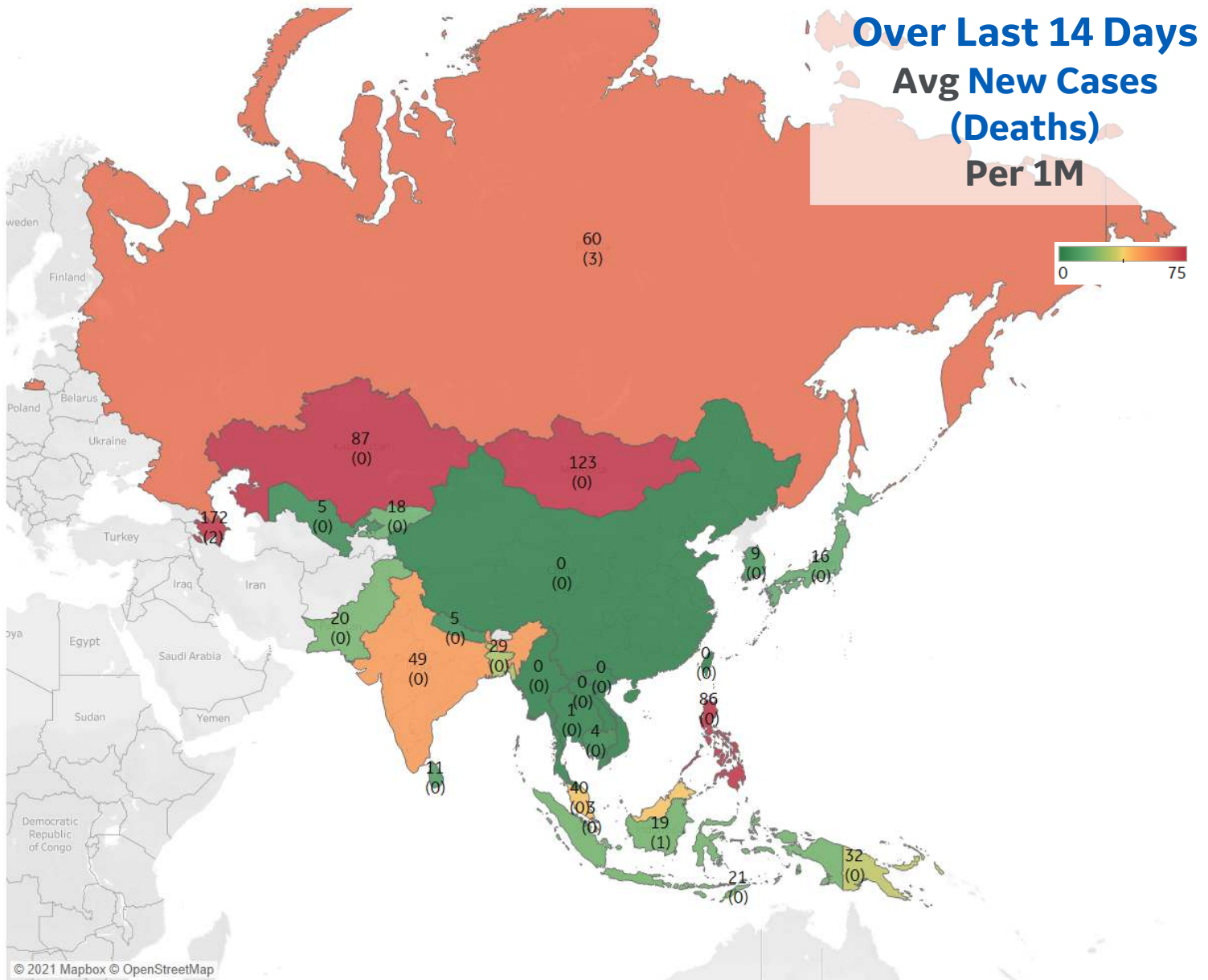
## Per 1M in Region

	Today	Change
Active Cases	354	+1.8%
Confirmed	35 new	+0.7%
Deaths	0.3 new	+0.4%
Recovered	29 new	+0.6%

## Most Daily New Cases / 1M

Azerbaijan	172
Mongolia	123
Kazakhstan	87
Philippines	86
Russia	60
India	49
Malaysia	40
Papua New Guin..	32
Bangladesh	29
Timor-Leste	21

\* Excludes regions with population < 1M



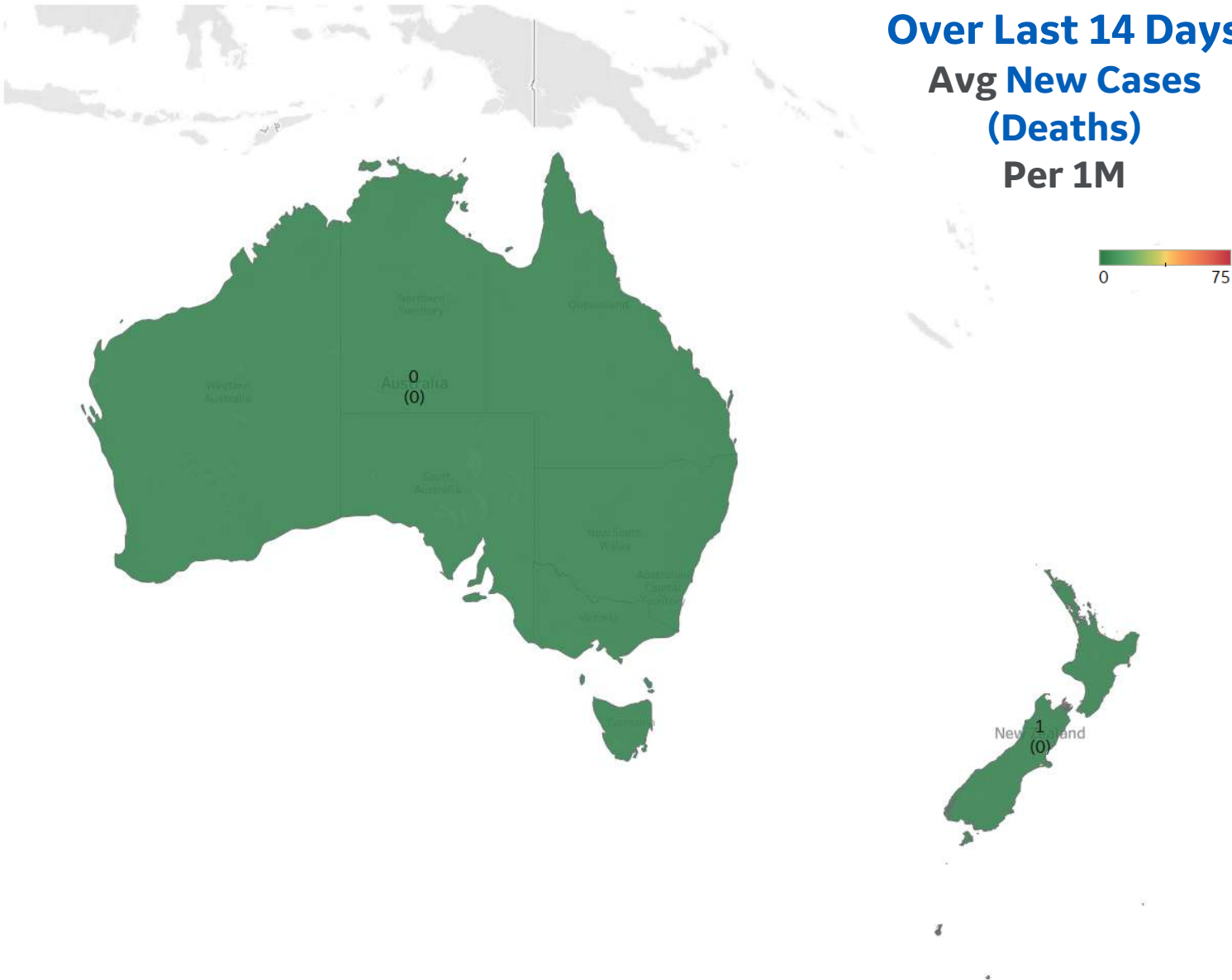


## Per 1M in Region

	Today	Change
Active Cases	175	+0%
Confirmed	1 new	+0%
Deaths	0 new	+0%
Recovered	0 new	+0%

## Most Daily New Cases / 1M

New Zealand	1
Australia	0







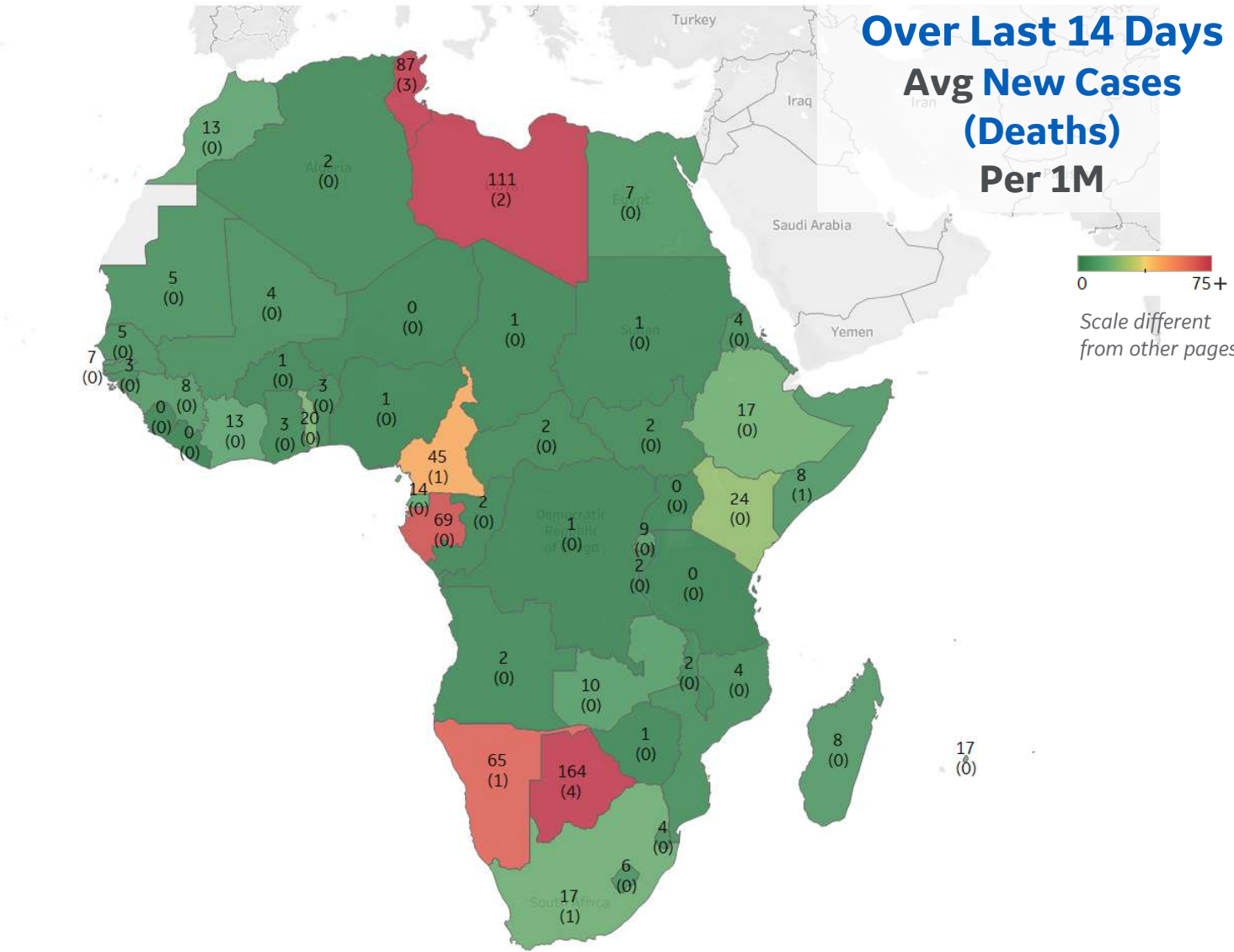
## Per 1M in Region

	Today	Change
Active Cases	250	+0.9%
Confirmed	7 new	+0.2%
Deaths	0.2 new	+0.2%
Recovered	5 new	+0.2%

## Most Daily New Cases / 1M

Botswana	164
Libya	111
Tunisia	87
Gabon	69
Namibia	65
Cameroon	45
Kenya	24
Togo	20
Ethiopia	17
Mauritius	17

\* Excludes regions with population < 1M





# Sources



*\*\* Per 1M = Per 1 Million Population unless otherwise noted*

Worldwide Survival Rate, last 30d calculation =  
[(Total Confirmed – Total Confirmed 30d ago) – (Total Deaths-Total Deaths 30d ago)] / (Total Confirmed – Total Confirmed 30d ago)

**Johns Hopkins Coronavirus Resource Center:**

<https://coronavirus.jhu.edu/map.html>

**Worldometer Coronavirus Reporting:**

<https://www.worldometers.info/coronavirus/>

**Public Health England:**

<https://www.gov.uk/government/publications/covid-19-track-coronavirus-cases>

**US Department of Homeland Security, Homeland Infrastructure Foundation-Level Data:**

<https://hifld-geoplatform.opendata.arcgis.com/datasets/hospitals>

**National Health Commission of the PRC:**

<http://www.nhc.gov.cn/xcs/yqtb/202003/bf66696029ba420098164607240074f8.shtml>

**CDC, Severe Outcomes Among Patients with Coronavirus Disease 2019 (COVID-19):**

<https://www.cdc.gov/mmwr/volumes/69/wr/mm6912e2.htm>

**Italian Department of Civil Protection, COVID Monitoring:**

<http://opendatadpc.maps.arcgis.com/apps/opsdashboard/index.html#/b0c68bce2cce478eaac82fe38d4138b1>

**The COVID Tracking Project:**

<https://covidtracking.com/data/>

**UK Office for National Statistics:**

<https://www.ons.gov.uk/peoplepopulationandcommunity/birthsdeathsandmarriages/deaths/bulletins/deathsregisteredweeklyinenglandandwalesprovisional/weekending24april2020>

**European Centre for Disease Prevention and Control:**

<https://www.ecdc.europa.eu/en/publications-data/download-data-hospital-and-icu-admission-rates-and-current-occupancy-covid-19>

**Secretary of Health, Mexico:**

<https://www.gob.mx/salud/en>

**Canada Regional Data:**

<https://health-infobase.canada.ca/covid-19/epidemiological-summary-covid-19-cases.html#fn1>

**Canada Regional Populations (Q4 2019):**

<https://www150.statcan.gc.ca/t1/tbl1/en/tv.action?pid=1710000901>

**CDC COVID Data Tracker:**

<https://covid.cdc.gov/covid-data-tracker/#vaccinations>

**Oxford COVID-19 Government Response Tracker:**

<https://www.bing.com/search?q=oxford+stringency+index+countries&PC=U316&FORM=CHROMN>