



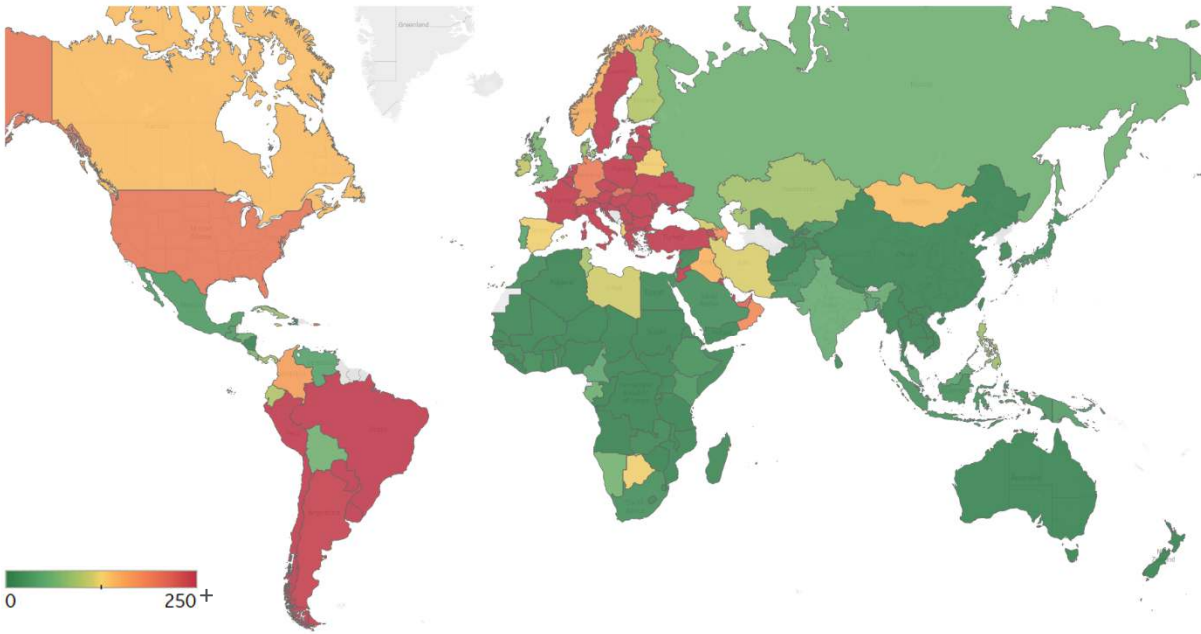
Global Confirmed & Active Cases

Trend since 22 Jan 2020



Avg. Daily New Cases / 1M

Over the last 14 days



Per 1M:	New Today	Change from 30 days ago
Active	18	+13%
Confirmed	63	+13%
Deaths	1	+10%
Recovered	44	+14%
	To Date	Last 30 Days
Worldwide Survival Rate	97.8%	98.2%

Worldwide Survival Rate = (Confirmed - Deaths) / (Confirmed) in a given time period



New Confirmed Cases & New Deaths

Key

World

North America

Europe

Middle East

Cent & South America

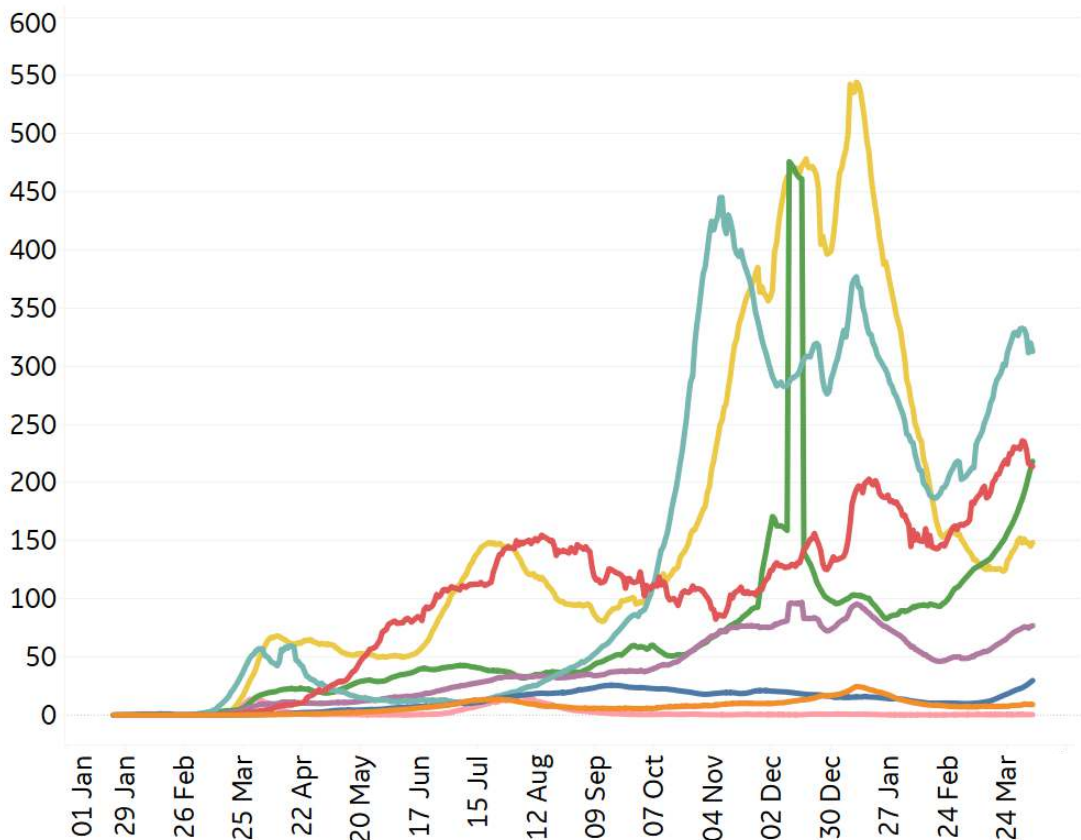
Asia

Africa

Oceania

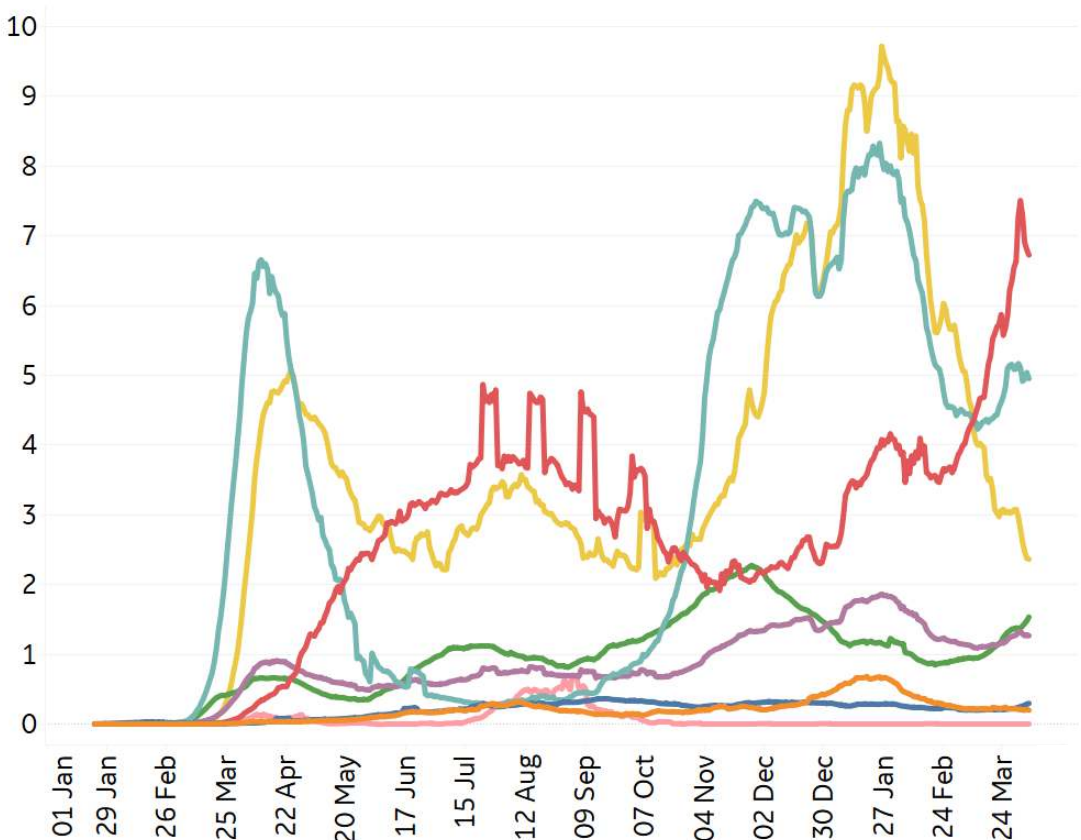
New Confirmed Cases / 1M

7-day rolling average



New Deaths / 1M

7-day rolling average



*Large jump in Middle East confirmed cases due to batched reporting of 823,225 new cases in **Turkey** on 10 Dec



Top 50 Countries: Per 1M

1 - 25	Average over last 7 days		Total Since 22 Jan			Change from 14d Ago in 14 day avg of daily new	
	New Confirmed	New Deaths	Total Confirmed	Estimated Recovered	Total Deaths	Confirmed	Deaths
Czechia	494	14	145,095	134,492	2,527	-39%	-23%
Hungary	721	26	71,411	57,836	2,270	-2%	41%
Bos. and Herz.	463	23	53,771	45,011	2,119	26%	58%
Belgium	370	3	77,911	70,411	2,002	27%	9%
Bulgaria	485	18	51,358	42,327	1,984	10%	12%
Slovenia	513	4	106,028	97,278	1,964	33%	34%
North Macedo..	544	18	64,879	55,607	1,909	24%	60%
UK	52	1	64,470	61,699	1,872	-23%	-57%
Slovakia	191	14	66,927	62,124	1,849	-37%	-16%
Italy	317	7	60,847	54,407	1,841	-13%	15%
US	195	2	93,006	88,569	1,679	20%	-25%
Portugal	39	1	80,761	78,544	1,656	-22%	-54%
Spain	124	2	70,823	67,437	1,621	22%	6%
Peru	247	7	48,229	42,860	1,612	30%	25%
Brazil	296	13	61,223	55,113	1,565	-3%	29%
France	610	4	74,976	65,293	1,486	37%	15%
Croatia	440	6	68,245	61,313	1,482	100%	68%
Poland	681	12	64,694	53,324	1,453	38%	39%
Panama	82	1	82,636	79,975	1,423	-11%	-27%
EU	355	5	61,793	55,314	1,410	14%	11%
Sweden	469	1	80,520	72,359	1,337	16%	-9%
Lithuania	307	3	80,892	75,571	1,328	57%	-14%
Moldova	295	11	58,451	52,285	1,284	-4%	28%
Colombia	187	3	48,276	44,769	1,264	80%	38%
Romania	279	7	50,837	45,570	1,257	10%	47%

26 - 50	Average over last 7 days		Total Since 22 Jan			Change from 14d Ago in 14 day avg of daily new	
	New Confirmed	New Deaths	Total Confirmed	Estimated Recovered	Total Deaths	Confirmed	Deaths
Argentina	267	3	53,261	48,582	1,249	59%	16%
Chile	360	5	54,018	47,835	1,239	22%	10%
Armenia	307	7	66,519	60,948	1,220	40%	88%
Switzerland	141	1	69,944	66,308	1,199	10%	-25%
Austria	340	3	62,286	56,303	1,053	12%	10%
Latvia	229	4	55,256	50,712	1,025	-6%	-18%
Kosovo	205	3	49,357	42,488	1,025	64%	44%
Netherlands	426	2	77,594	70,508	981	22%	-14%
Georgia	129	2	71,208	68,643	958	38%	-6%
Ireland	98	1	48,294	45,851	955	-2%	-22%
Lebanon	380	6	70,399	63,669	944	-8%	-12%
Ukraine	341	8	41,326	35,852	829	37%	50%
Albania	118	3	44,060	41,445	790	-34%	-32%
Israel	41	1	96,424	95,028	722	-75%	-28%
Estonia	600	8	82,758	71,950	716	-34%	18%
Jordan	591	9	62,671	52,674	714	-14%	30%
Serbia	586	5	71,117	62,994	629	-1%	37%
West Bank an..	490	4	55,574	48,863	594	2%	-14%
Costa Rica	44	1	42,552	41,017	580	-8%	-3%
Turkey	490	2	41,850	35,605	385	104%	110%
Kuwait	301	2	55,859	51,302	320	-2%	32%
Bahrain	598	2	88,031	80,043	318	38%	34%
UAE	218	0	47,738	44,560	153	4%	-39%
Qatar	291	1	63,981	60,368	106	48%	191%
Total World	77	1	17,016	15,598	369	25%	12%

Change from 14d ago:
Compares 14d-avgs. of Daily New Cases/Deaths
today with 14d-avgs. from 14d ago
Estimated Recovered: Cases 14d ago - Deaths today

In the last two weeks, cases in the **US** grew 3% and deaths grew 2%
(+2,592 cases / 1M; +35 deaths / 1M)

Top 50 countries selected by Cases / 1M
Sorted by Total Deaths / 1M
Excluded countries with population < 1M



Top 50 Countries: Raw Volume

Updated 6 Apr 2021, 3:30 GMT

4

1 - 25	Average over last 7 days		Total Since 22 Jan			Change from 14d Ago in 14 day avg of daily new	
	New Confirmed	New Deaths	Total Confirmed	Estimated Recovered	Total Deaths	Confirmed	Deaths
EU	158,029	2,361	27,513,548	24,628,434	627,701	14%	11%
US	64,662	779	30,785,201	29,316,459	555,608	20%	-25%
Brazil	62,855	2,698	13,013,601	11,714,774	332,752	-3%	29%
Mexico	3,409	367	2,251,705	1,992,761	204,399	-18%	-16%
India	84,313	490	12,686,049	11,521,249	165,547	126%	141%
UK	3,548	36	4,376,629	4,188,496	127,106	-23%	-57%
Italy	19,141	425	3,678,944	3,289,551	111,326	-13%	15%
Russia	8,598	377	4,538,101	4,317,177	99,049	-8%	-10%
France	39,811	270	4,893,971	4,261,905	97,005	37%	15%
Germany	15,337	142	2,902,309	2,601,126	77,136	36%	-23%
Spain	5,786	83	3,311,325	3,153,020	75,783	22%	6%
Colombia	9,519	173	2,456,409	2,277,985	64,293	80%	38%
Iran	11,569	122	1,945,964	1,745,090	63,332	25%	33%
Argentina	12,078	123	2,407,159	2,195,701	56,471	59%	16%
Poland	25,786	439	2,448,463	2,018,124	55,005	38%	39%
Peru	8,155	215	1,590,209	1,413,188	53,138	30%	25%
South Africa	920	41	1,552,416	1,485,456	52,995	-17%	-43%
Indonesia	5,268	176	1,537,967	1,424,113	41,815	-9%	-3%
Ukraine	14,899	358	1,807,327	1,567,928	36,255	37%	50%
Turkey	41,289	175	3,529,601	3,002,882	32,456	104%	110%
Czechia	5,293	146	1,553,820	1,440,276	27,057	-39%	-23%
Romania	5,363	137	977,986	876,668	24,190	10%	47%
Chile	6,875	87	1,032,612	914,417	23,677	22%	10%
Belgium	4,290	40	902,964	816,036	23,202	27%	9%
Canada	5,829	30	1,017,130	920,837	23,083	54%	-8%

26 - 50	Average over last 7 days		Total Since 22 Jan			Change from 14d Ago in 14 day avg of daily new	
	New Confirmed	New Deaths	Total Confirmed	Estimated Recovered	Total Deaths	Confirmed	Deaths
Hungary	6,961	252	689,853	558,714	21,928	-2%	41%
Ecuador	1,665	34	336,777	295,864	16,987	31%	17%
Portugal	397	6	823,494	800,893	16,885	-22%	-54%
Netherlands	7,292	26	1,329,560	1,208,146	16,801	22%	-14%
Pakistan	4,712	81	696,184	618,817	14,924	55%	51%
Iraq	5,961	36	879,991	784,045	14,502	21%	6%
Bulgaria	3,373	125	356,859	294,104	13,786	10%	12%
Sweden	4,739	14	813,191	730,774	13,498	16%	-9%
Philippines	10,215	36	803,398	658,357	13,435	78%	3%
Switzerland	1,222	10	605,342	573,875	10,377	10%	-25%
Slovakia	1,041	79	365,400	339,176	10,094	-37%	-16%
Austria	3,062	30	560,972	507,083	9,482	12%	10%
Bangladesh	6,221	53	644,439	564,369	9,318	214%	145%
Japan	2,451	21	486,792	447,875	9,229	73%	-33%
Morocco	510	7	498,329	482,977	8,857	18%	2%
Jordan	6,027	90	639,444	537,441	7,283	-14%	30%
Saudi Arabia	644	7	393,377	378,720	6,704	52%	15%
Lebanon	2,595	44	480,502	434,571	6,443	-8%	-12%
Israel	354	7	834,603	822,516	6,248	-75%	-28%
Panama	353	5	356,556	345,075	6,138	-11%	-27%
Serbia	5,124	44	621,375	550,400	5,497	-1%	37%
Belarus	1,242	10	328,290	309,134	2,294	13%	8%
UAE	2,154	4	472,148	440,714	1,512	4%	-39%
Malaysia	1,306	5	352,029	332,861	1,295	-7%	-7%
Total World	595,513	9,811	131,813,449	120,830,761	2,860,549	25%	12%

*Change from 14d ago:
Compares 14d-avgs. of Daily New Cases/Deaths
today with 14d-avgs. from 14d ago

Estimated Recovered: Cases 14d ago - Deaths today

The **EU** accounts for 27% of Global new cases today

Top 50 countries selected by Total Cases
Sorted by Raw Total Deaths
Excluded countries with population < 1M

N/A** due to inconsistent reporting of Recovered Cases



United States: Per 1M



1 - 25

	Average over last 7 days		Total Since 22 Jan			Change from 14d Ago in 14 day avg of daily new	
	New Confirmed	New Deaths	Total Confirmed	Estimated Recovered	Total Deaths	Confirmed	Deaths
New Jersey	479	4	104,707	95,065	2,775	13%	-21%
New York	389	4	98,306	89,180	2,607	48%	21%
Massachusetts	315	4	93,757	86,841	2,514	29%	-6%
Rhode Island	371	2	131,374	124,046	2,482	2%	-55%
Mississippi	70	3	102,871	99,416	2,371	-39%	-33%
Arizona	87	1	116,080	112,622	2,334	-14%	-41%
Connecticut	329	2	88,816	81,829	2,222	38%	-29%
South Dakota	191	1	133,969	128,902	2,191	7%	-32%
Louisiana	87	1	96,097	92,691	2,187	-16%	-50%
Alabama	67	3	105,425	102,207	2,170	-56%	-30%
Pennsylvania	333	2	81,841	75,450	1,967	48%	-6%
North Dakota	202	0	136,097	131,491	1,964	57%	-62%
Indiana	146	1	102,734	98,829	1,942	24%	-37%
New Mexico	93	2	91,851	88,677	1,885	-5%	-25%
Arkansas	52	2	109,715	107,051	1,872	-36%	-48%
Illinois	216	2	99,325	94,645	1,868	51%	-20%
Iowa	163	4	112,146	107,888	1,845	25%	27%
Georgia	118	3	100,325	96,744	1,809	-12%	8%
S. Carolina	178	2	108,079	103,521	1,787	-8%	-34%
Tennessee	153	1	119,637	115,639	1,747	-13%	38%
Michigan	673	3	78,100	68,045	1,730	116%	48%
Nevada	97	2	99,137	96,118	1,713	-19%	-25%
Texas	102	3	96,804	93,421	1,681	-16%	-37%
Kansas	67	1	104,618	101,951	1,676	-7%	129%
Delaware	319	2	99,179	93,311	1,608	7%	-38%

26 - 51

	Average over last 7 days		Total Since 22 Jan			Change from 14d Ago in 14 day avg of daily new	
	New Confirmed	New Deaths	Total Confirmed	Estimated Recovered	Total Deaths	Confirmed	Deaths
Ohio	169	0	87,854	84,057	1,595	20%	-95%
Florida	252	3	97,092	92,072	1,570	18%	-8%
DC	175	3	63,921	59,952	1,519	-4%	47%
California	69	3	93,208	90,744	1,513	-12%	-34%
West Virginia	219	5	80,202	75,555	1,504	26%	-71%
Missouri	96	2	95,244	92,334	1,445	15%	-27%
Maryland	215	2	69,171	64,896	1,383	38%	-19%
Kentucky	134	4	96,138	92,878	1,381	-17%	-62%
Montana	131	4	98,376	95,092	1,372	-4%	58%
Wisconsin	125	2	109,843	106,905	1,261	23%	-25%
Oklahoma	78	4	111,202	108,795	1,252	-27%	-35%
Minnesota	280	1	93,561	88,554	1,235	34%	-50%
Virginia	162	2	73,361	69,780	1,214	4%	-48%
Wyoming	84	1	97,673	95,083	1,209	-3%	-36%
N. Carolina	160	1	87,963	84,470	1,161	5%	12%
Nebraska	251	0	109,573	105,660	1,127	52%	109%
Idaho	166	1	101,751	98,367	1,103	-8%	-54%
Colorado	239	1	81,439	77,241	1,064	31%	-30%
New Hampshire	293	1	63,341	58,469	919	46%	-3%
Washington	143	1	48,591	46,055	694	37%	-15%
Utah	123	1	120,873	118,422	665	-14%	-16%
Oregon	100	1	39,625	37,772	568	29%	-57%
Maine	208	1	38,674	35,631	555	23%	-26%
Alaska	339	0	87,487	83,664	428	35%	-40%
Vermont	290	1	32,480	28,222	367	48%	-9%
Hawaii	86	1	22,198	20,798	330	34%	44%

*Change from 14d ago:
Compares 14d-avgs. of Daily New Cases/Deaths
today with 14d-avgs. from 14d ago

Estimated Recovered: Cases 14d ago - Deaths today

In the last 14 days, cases in **New Jersey** grew 6% and deaths grew 2%
(+6,332 cases / 1M; +46 deaths / 1M)

Sorted by Total Deaths / 1M

N/As due to states revising and updating case counts



United States: Raw Volume



1 - 25

	Average over last 7 days		Total Since 22 Jan			Change from 14d Ago in 14 day avg of daily new	
	New Confirmed	New Deaths	Total Confirmed	Estimated Recovered	Total Deaths	Confirmed	Deaths
California	2,707	110	3,682,861	3,585,504	59,799	-12%	-34%
New York	7,560	78	1,912,396	1,734,859	50,706	48%	21%
Texas	2,956	85	2,806,908	2,708,823	48,729	-16%	-37%
Florida	5,418	66	2,085,306	1,977,501	33,710	18%	-8%
Pennsylvania	4,264	27	1,047,728	965,909	25,180	48%	-6%
New Jersey	4,250	35	930,026	844,388	24,649	13%	-21%
Illinois	2,733	20	1,258,630	1,199,327	23,665	51%	-20%
Georgia	1,254	36	1,065,197	1,027,170	19,212	-12%	8%
Ohio	1,973	0	1,026,929	982,551	18,643	20%	-95%
Massachusetts	2,170	28	646,220	598,549	17,325	29%	-6%
Michigan	6,719	32	779,974	679,556	17,282	116%	48%
Arizona	631	10	844,910	819,747	16,990	-14%	-41%
Indiana	985	7	691,625	665,341	13,075	24%	-37%
N. Carolina	1,675	13	922,560	885,929	12,173	5%	12%
Tennessee	1,047	9	817,022	789,716	11,929	-13%	38%
Alabama	328	16	516,918	501,141	10,638	-56%	-30%
Virginia	1,380	20	626,171	595,607	10,360	4%	-48%
Louisiana	405	6	446,737	430,901	10,165	-16%	-50%
S. Carolina	914	12	556,469	533,000	9,203	-8%	-34%
Missouri	591	10	584,555	566,695	8,867	15%	-27%
Maryland	1,302	15	418,188	392,342	8,363	38%	-19%
Connecticut	1,174	6	316,655	291,744	7,923	38%	-29%
Wisconsin	729	9	639,553	622,446	7,341	23%	-25%
Mississippi	209	8	306,158	295,877	7,055	-39%	-33%
Minnesota	1,577	7	527,650	499,413	6,963	34%	-50%

26 - 51

	Average over last 7 days		Total Since 22 Jan			Change from 14d Ago in 14 day avg of daily new	
	New Confirmed	New Deaths	Total Confirmed	Estimated Recovered	Total Deaths	Confirmed	Deaths
Kentucky	597	18	429,511	414,950	6,171	-17%	-62%
Colorado	1,375	5	468,988	444,808	6,126	31%	-30%
Iowa	516	13	353,829	340,395	5,822	25%	27%
Arkansas	156	7	331,098	323,059	5,648	-36%	-48%
Washington	1,090	8	370,017	350,701	5,285	37%	-15%
Nevada	298	5	305,357	296,059	5,275	-19%	-25%
Oklahoma	310	15	440,022	430,497	4,953	-27%	-35%
Kansas	195	4	304,784	297,014	4,884	-7%	129%
New Mexico	195	4	192,595	185,940	3,953	-5%	-25%
West Virginia	392	8	143,733	135,406	2,696	26%	-71%
Rhode Island	393	2	139,173	131,410	2,629	2%	-55%
Oregon	423	3	167,128	159,312	2,394	29%	-57%
Nebraska	486	1	211,958	204,390	2,181	52%	109%
Utah	394	3	387,514	379,655	2,133	-14%	-16%
Idaho	296	2	181,836	175,788	1,972	-8%	-54%
South Dakota	169	1	118,517	114,034	1,938	7%	-32%
Delaware	311	2	96,577	90,863	1,566	7%	-38%
North Dakota	154	0	103,714	100,204	1,497	57%	-62%
Montana	140	4	105,142	101,632	1,466	-4%	58%
New Hampshire	398	2	86,125	79,501	1,249	46%	-3%
DC	123	2	45,112	42,311	1,072	-4%	47%
Maine	279	1	51,986	47,896	746	23%	-26%
Wyoming	48	1	56,529	55,030	700	-3%	-36%
Hawaii	122	1	31,430	29,448	467	34%	44%
Alaska	248	0	64,001	61,204	313	35%	-40%
Vermont	181	1	20,267	17,610	229	48%	-9%

*Change from 14d ago:
Compares 14d-avgs. of Daily New Cases/Deaths
today with 14d-avgs. from 14d ago

Estimated Recovered: Cases 14d ago - Deaths today

New York, Michigan and Florida account for 30% of new cases in the **US** today

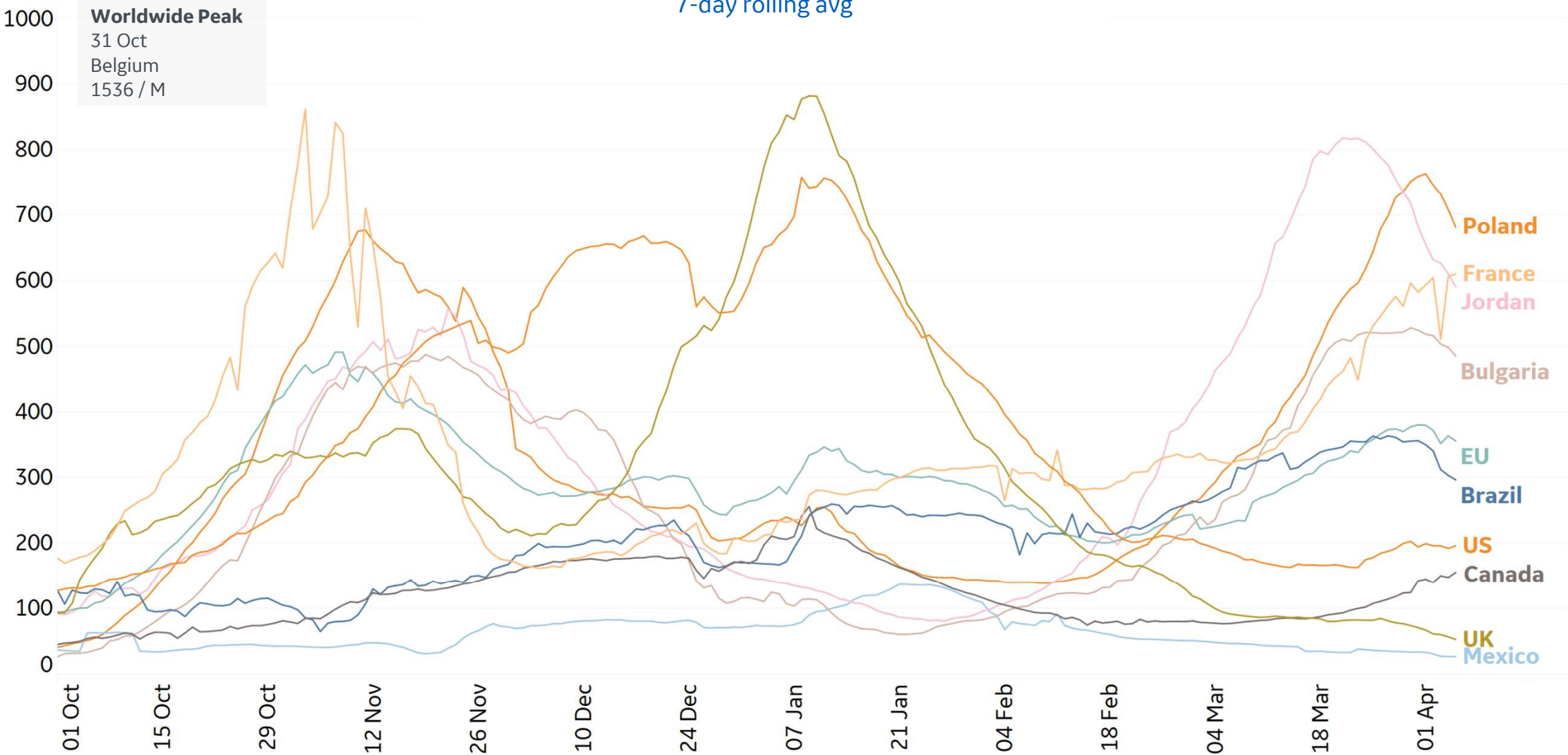
Sorted by Raw Total Deaths

N/As due to states revising and updating case counts



New Confirmed Cases in Select Countries

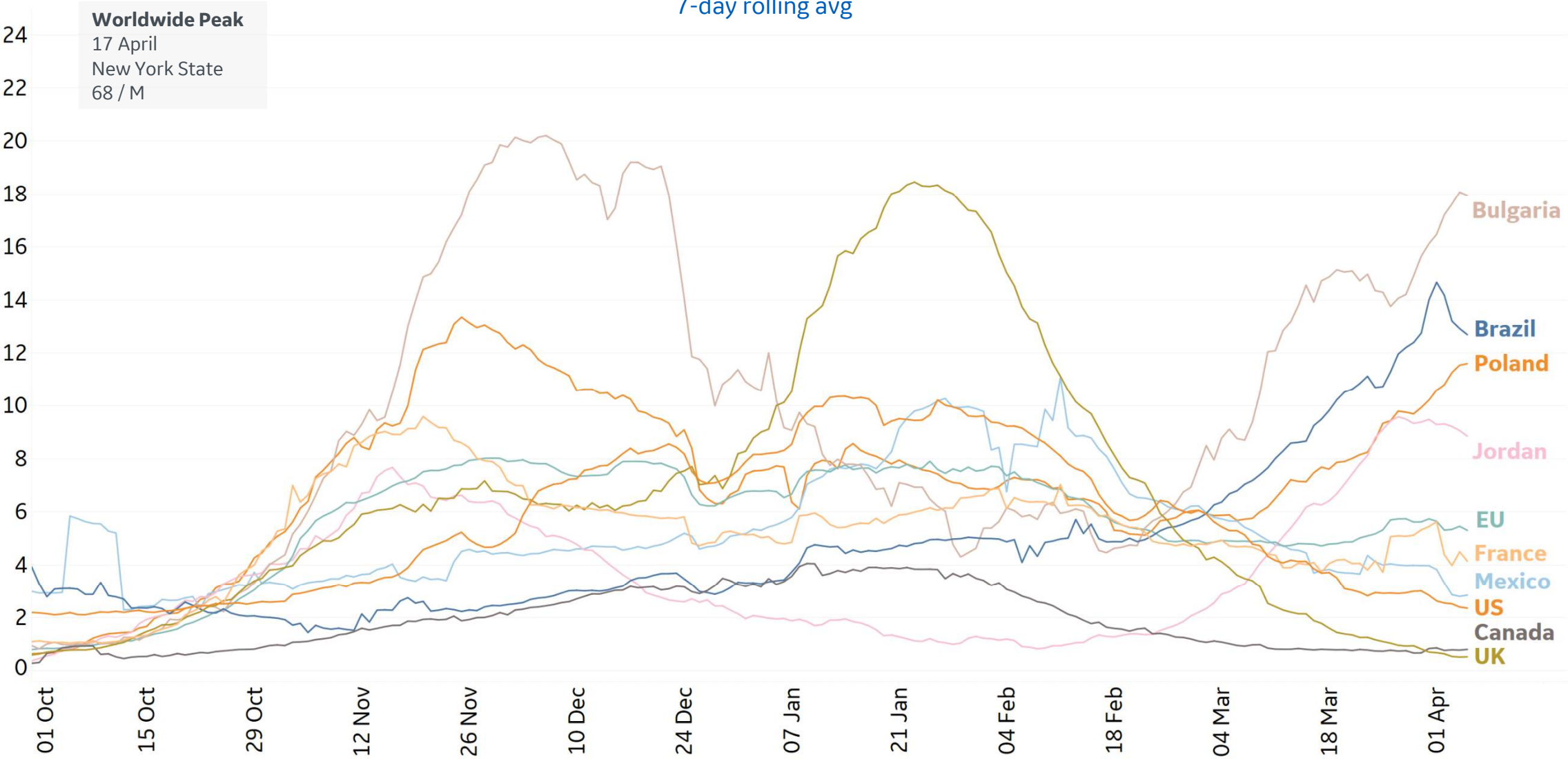
Daily New Confirmed Cases / 1M
7-day rolling avg





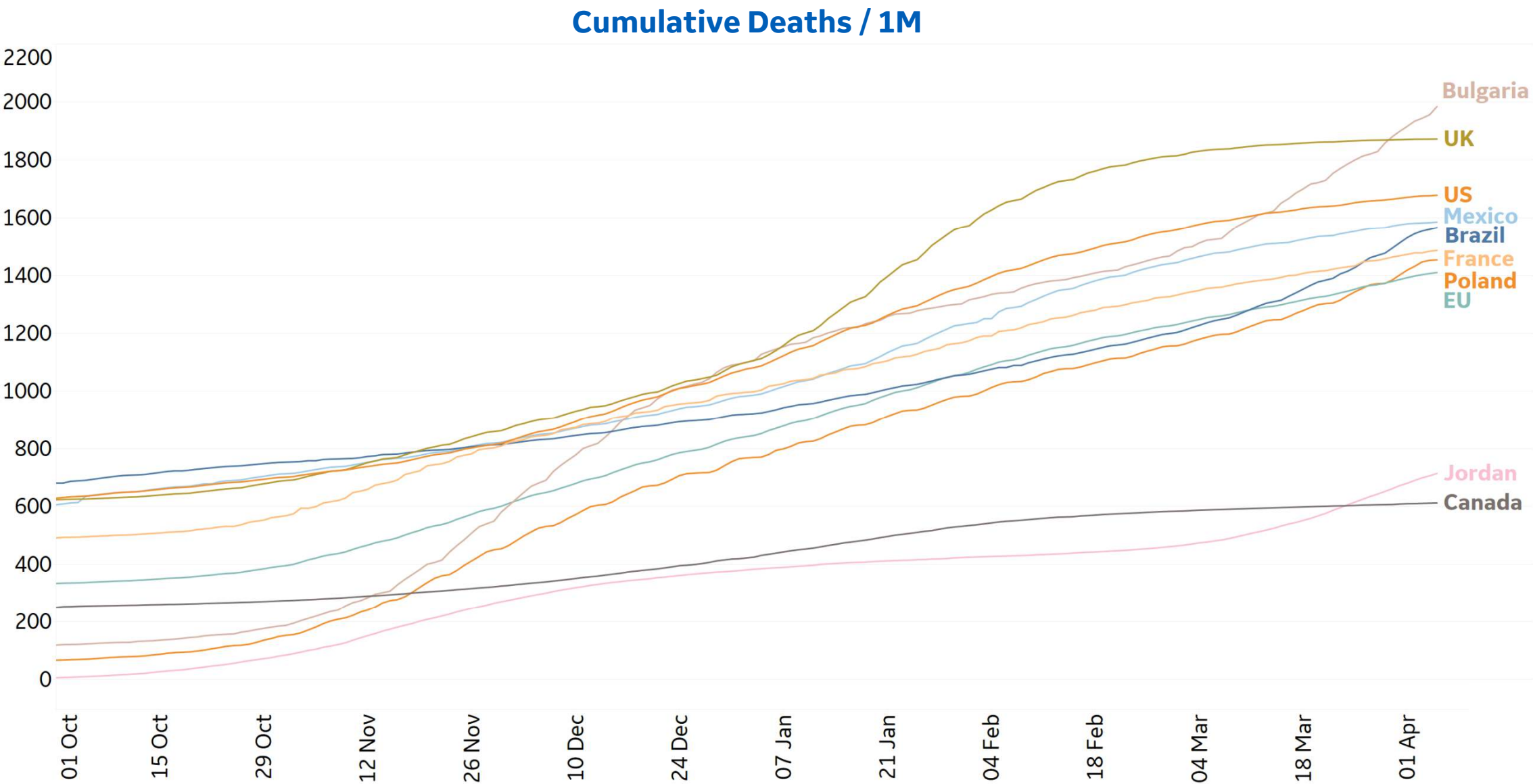
New Deaths in Select Countries

Daily New Deaths / 1M
7-day rolling avg



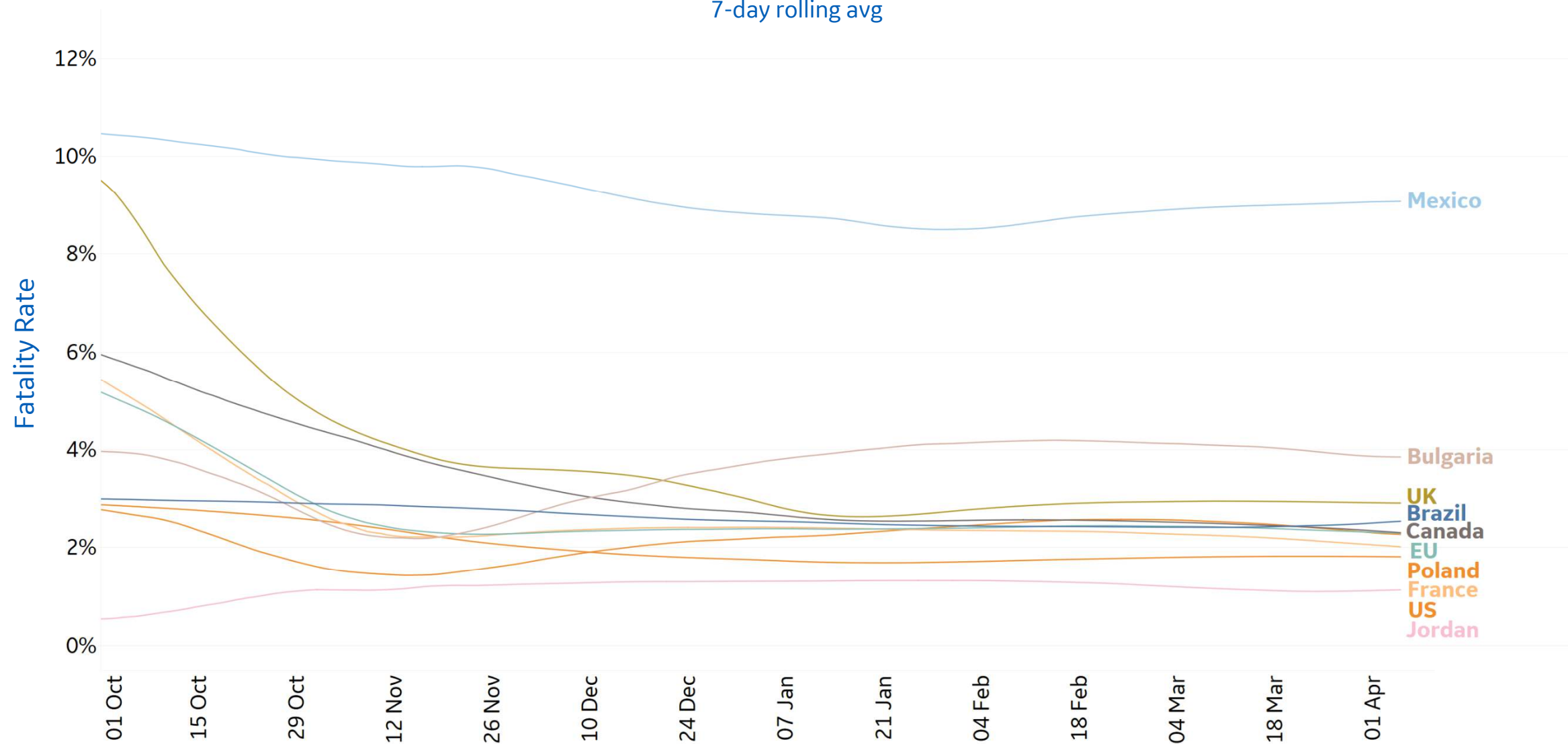


Cumulative Deaths in Select Countries





7-day rolling avg





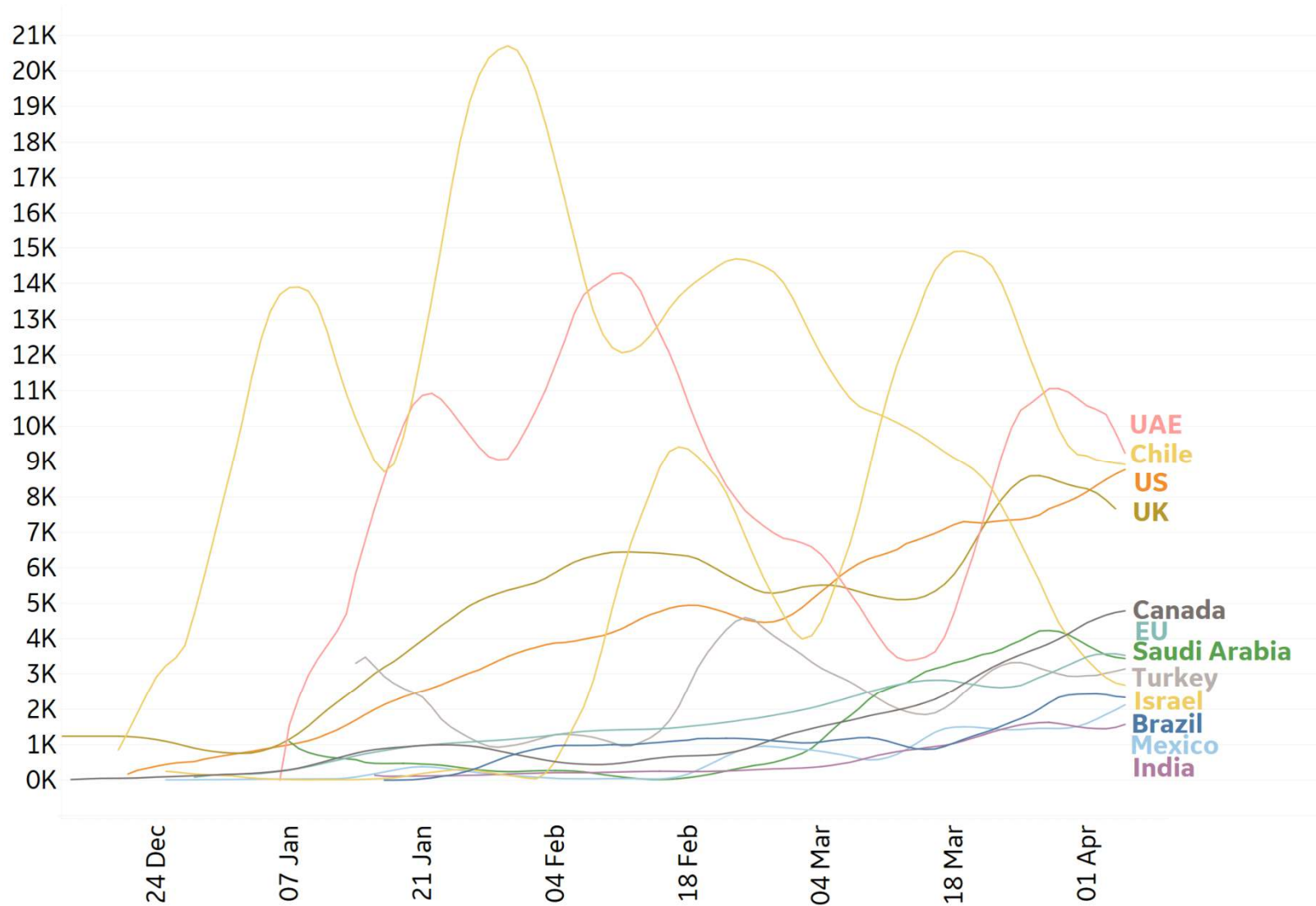
Daily & Total Vaccinations, Select Countries

Updated 6 Apr 2021, 3:30 GMT

11

Select countries with data available

Daily New Vaccinations / 1M, 7-day avg



	Total Vax per 1M	% of Population FULLY Vaccinated
Israel	1,171,428	56.2%
UAE	869,198	
Chile	578,579	21.1%
UK	545,234	8.0%
US	505,095	18.8%
Hungary	347,316	9.6%
Turkey	201,491	8.5%
France	190,060	4.8%
Portugal	187,075	5.7%
Spain	187,012	6.1%
Italy	186,102	5.8%
EU	181,244	5.3%
Canada	173,689	1.9%
Saudi Arabia	146,912	
Brazil	103,317	2.3%
Mexico	72,033	0.9%
India	60,225	0.8%

*Total Vax and % Fully Vaccinated use most current reported data per country



US State Vaccinations to Date



State	% Fully Vaccinated	% Rec'd at Least 1 Dose	Population
New Mexico	26.2%	41.2%	2,096,829
South Dakota	25.0%	37.8%	884,659
Rhode Island	24.5%	35.9%	1,059,361
Alaska	24.5%	35.3%	731,545
Maine	23.7%	38.6%	1,344,212
Connecticut	23.5%	38.9%	3,565,287
North Dakota	23.0%	34.6%	762,062
Vermont	22.2%	37.2%	623,989
Minnesota	21.7%	34.7%	5,639,632
Iowa	21.7%	33.8%	3,155,070
Montana	21.6%	33.2%	1,068,778
Massachusetts	21.6%	38.1%	6,892,503
New Jersey	21.5%	36.8%	8,882,190
Wisconsin	21.3%	35.3%	5,822,434
West Virginia	21.2%	31.8%	1,792,147
Hawaii	21.1%	33.9%	1,415,872
New York	21.0%	34.4%	19,453,561
Nebraska	20.8%	33.3%	1,934,408
Washington	20.7%	33.0%	7,614,893
Wyoming	20.6%	29.1%	578,759
Oklahoma	20.5%	33.2%	3,956,971
Kentucky	20.2%	33.5%	4,467,673
New Hampshire	19.9%	41.9%	1,359,711
Maryland	19.8%	34.1%	6,045,680
Virginia	19.5%	34.9%	8,535,519

18.5%
Total US population
fully vaccinated
(**185,228 per million**)

31.9%
Total US population
having received
at least 1 dose
(**319,036 per million**)

Fully vaccinated people are persons who
have received all doses required per vaccine

State	% Fully Vaccinated	% Rec'd at Least 1 Dose	Population
Colorado	19.4%	33.1%	5,758,736
Michigan	19.4%	31.4%	9,986,857
Kansas	19.2%	33.9%	2,913,314
Arizona	19.1%	32.1%	7,278,717
Ohio	19.1%	32.1%	11,689,100
Oregon	19.0%	31.2%	4,217,737
Pennsylvania	18.9%	35.2%	12,801,989
Indiana	18.6%	27.7%	6,732,219
Illinois	18.5%	34.5%	12,671,821
Louisiana	18.4%	27.8%	4,648,794
Idaho	18.3%	28.2%	1,787,065
Delaware	18.3%	34.7%	973,764
North Carolina	18.2%	31.1%	10,488,084
Nevada	18.2%	30.0%	3,080,156
California	18.1%	34.2%	39,512,223
Florida	17.9%	30.5%	21,477,737
Missouri	17.6%	28.5%	6,137,428
Mississippi	16.8%	25.9%	2,976,149
South Carolina	16.7%	29.1%	5,148,714
Arkansas	16.1%	28.5%	3,017,804
Texas	16.1%	28.5%	28,995,881
Tennessee	15.6%	27.4%	6,829,174
Alabama	14.5%	25.5%	4,903,185
Utah	13.6%	28.6%	3,205,958
Georgia	13.3%	26.3%	10,617,423



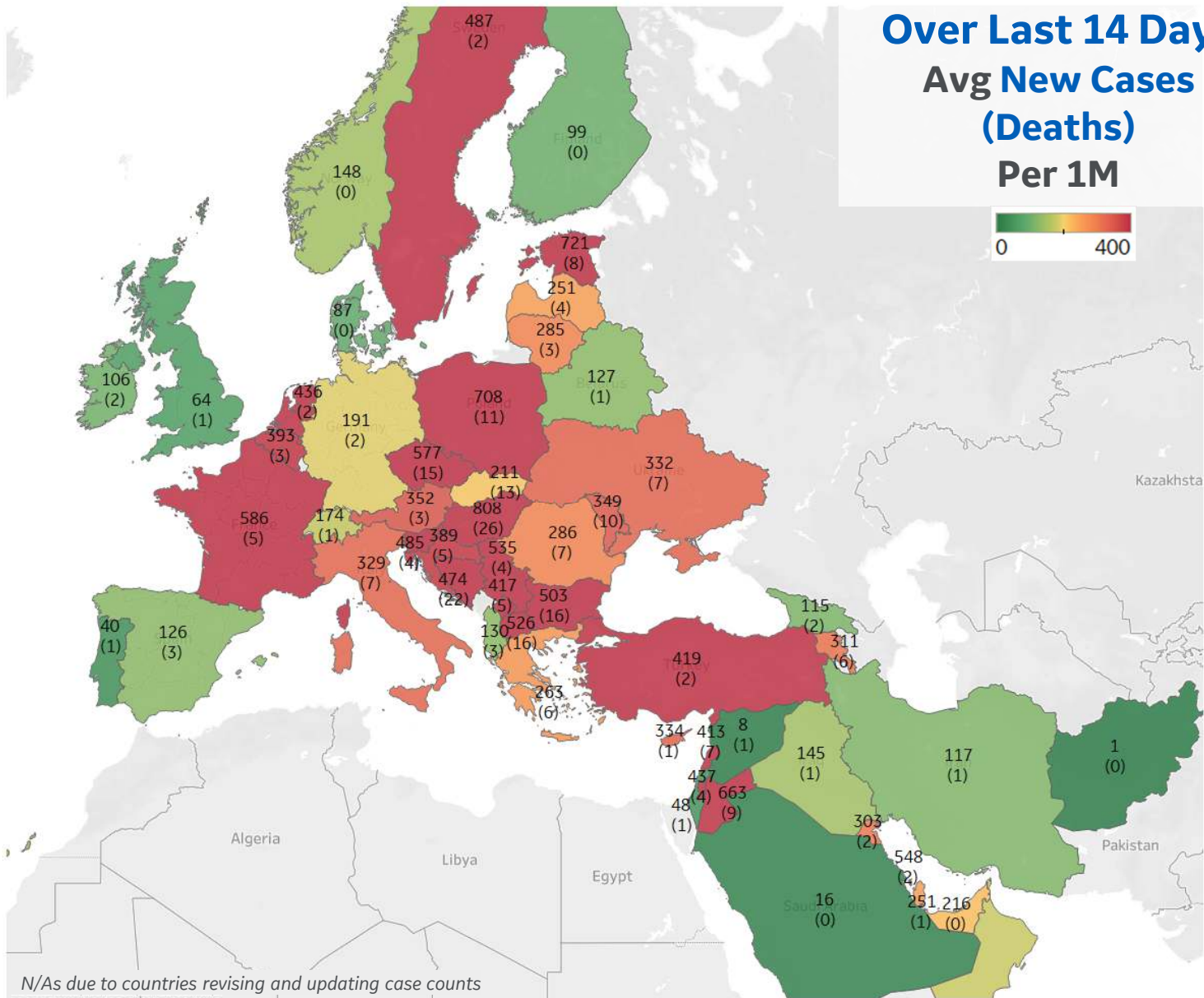
Per 1M in Region

	Today	Change
Active Cases	20,357	+0.2%
Confirmed	187 new	+0.4%
Deaths	3 new	+0.3%
Recovered	149 new	+0.5%

Most Daily New Cases / 1M

Hungary	808
Estonia	721
Poland	708
Jordan	663
France	586
Czechia	577
Bahrain	548
Serbia	535
North Macedonia	526
Bulgaria	503

* Excludes regions with population < 1M



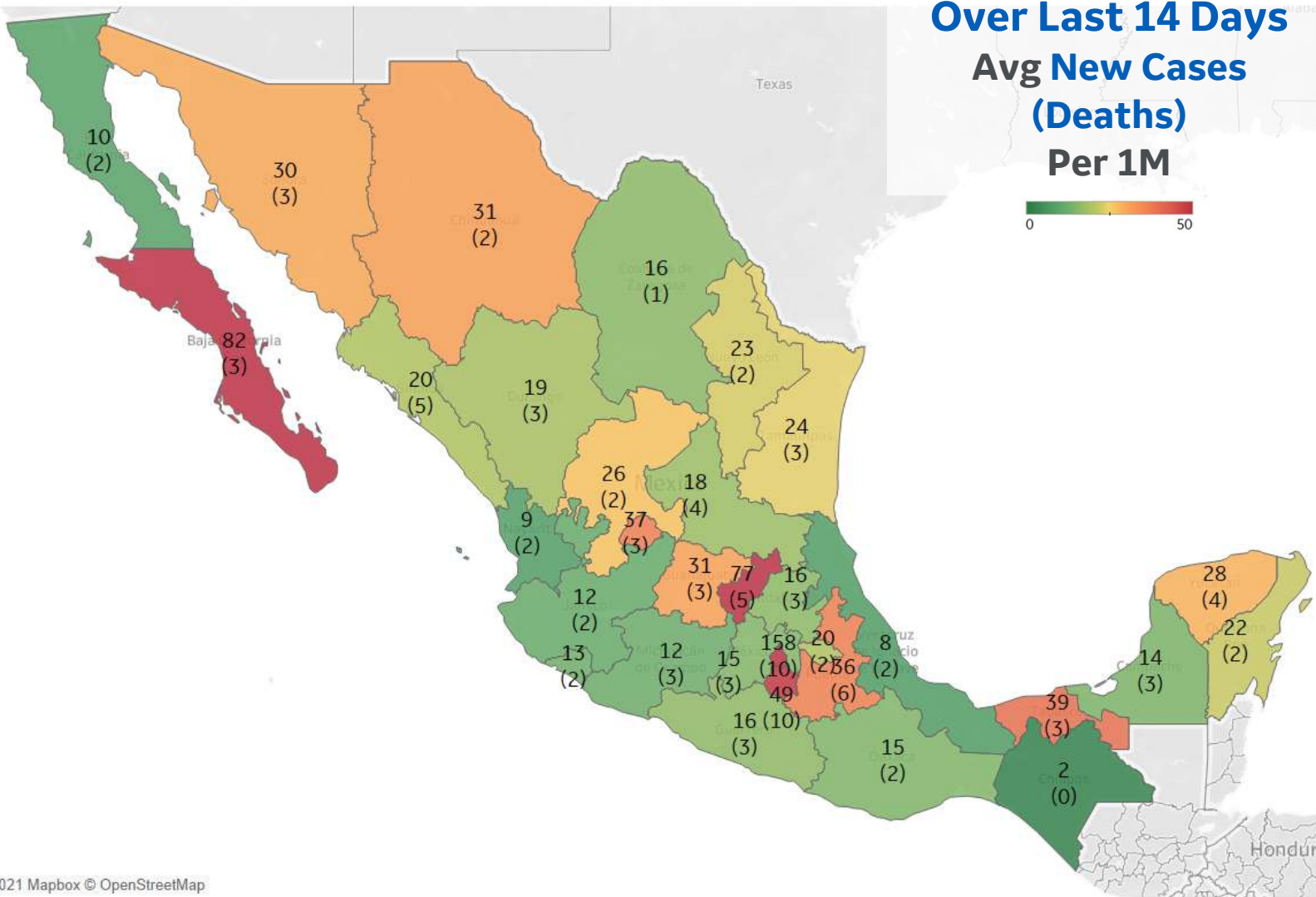


Per 1M in Region

	Today	Change
Active Cases	2,188	+0.4%
Confirmed	10 new	+0.1%
Deaths	2 new	+0.1%
Recovered	0 new	+0.0%

Most Daily New Cases / 1M

Distrito Federal	158
Baja California Sur	82
Querétaro	77
Morelos	49
Tabasco	39
Aguascalientes	37
Puebla	36
Chihuahua	31
Guanajuato	31
Nacional	30

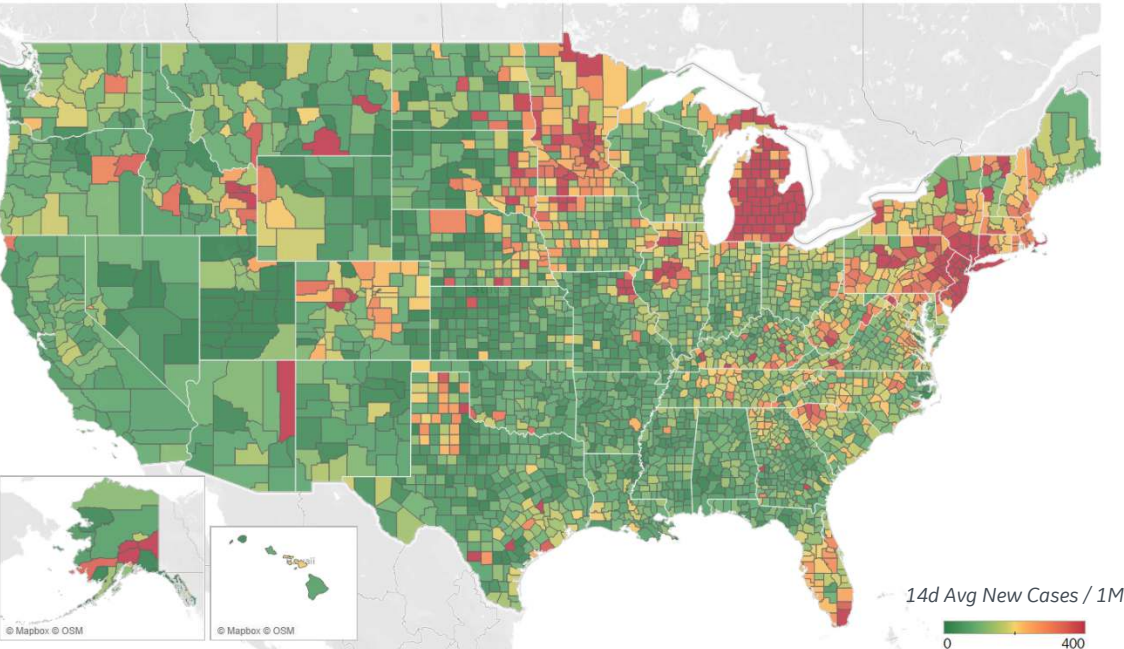




US Counties: Recent Cases and Deaths

Updated 6 Apr 2021, 3:30 GMT 15

Average New Cases per 1M Over Last 14 Days

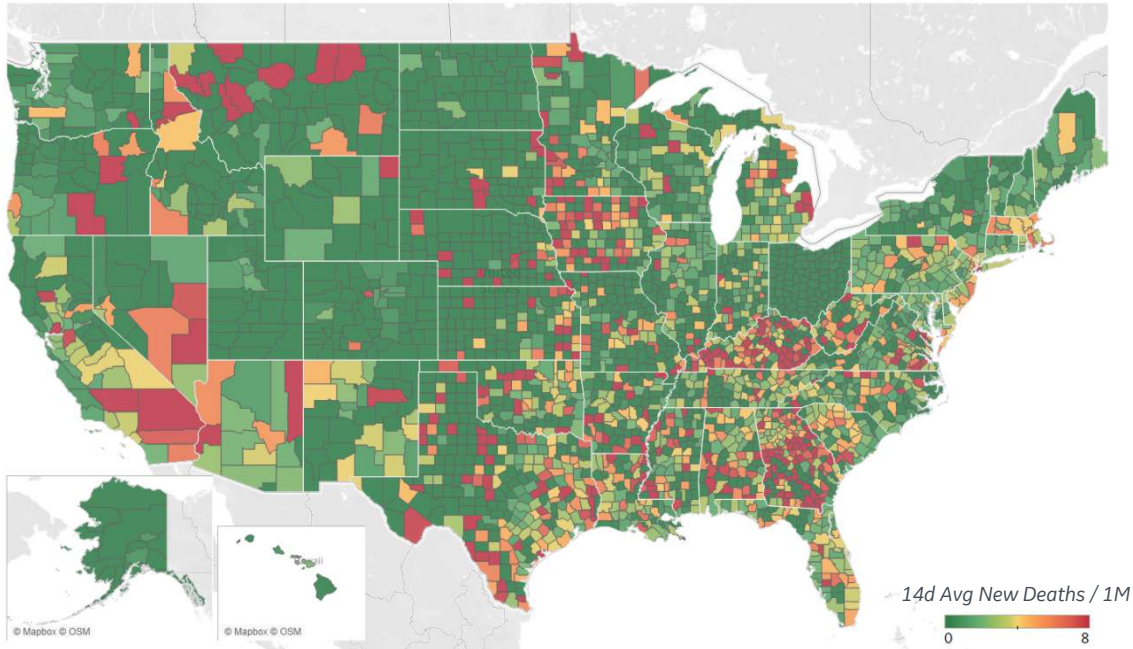


Top 10 by New Confirmed

Avg New Confirmed Cases / 1M

Macomb County, MI	978
Genesee County, MI	678
Oakland County, MI	620
New York City*	619
Wayne County, MI	612
Ingham County, MI	581
Monmouth County, NJ	578
Passaic County, NJ	568
Orange County, NY	566
Ottawa County, MI	563

Average New Deaths per 1M Over Last 14 Days



Top 10 by New Deaths

Avg New Deaths/ 1M

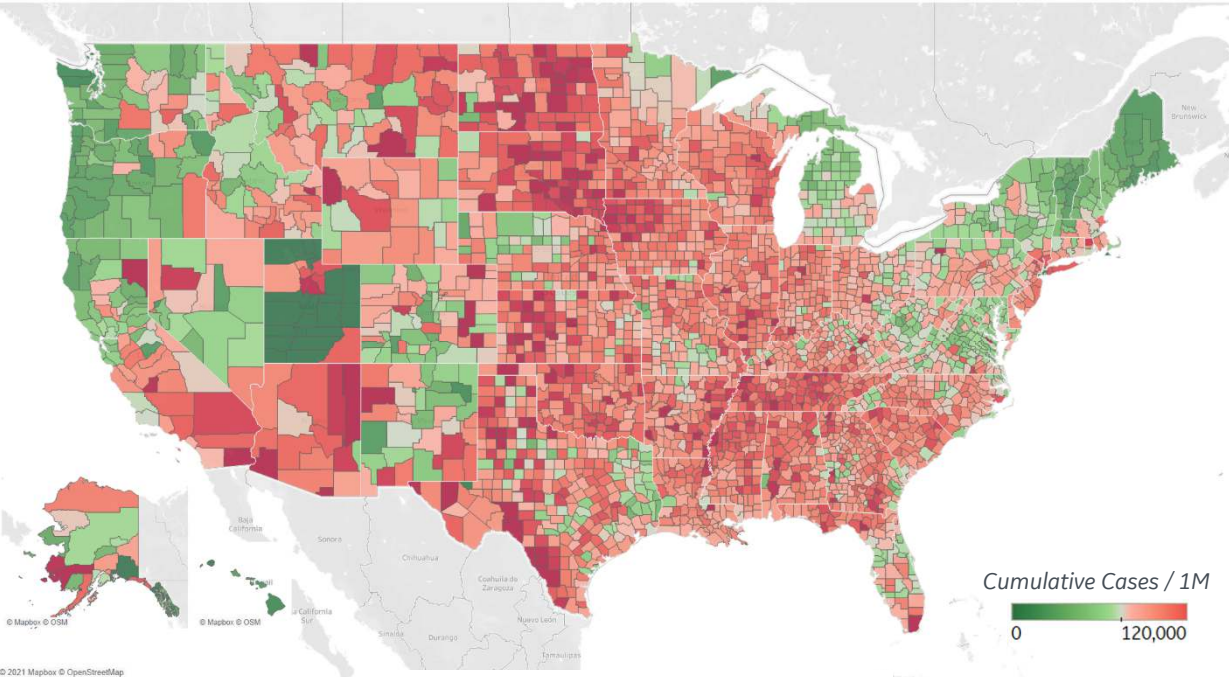
San Bernardino County, CA	14
Kern County, CA	12
Solano County, CA	8
New York City*	8
San Joaquin County, CA	8
Riverside County, CA	7
Wake County, NC	7
Bristol County, MA	7
Jefferson County, TX	6
Jefferson County, KY	6

Note: Lists includes counties
≥ 250K population



US Counties: Cumulative Cases and Deaths

Confirmed **Cases** per 1M to date

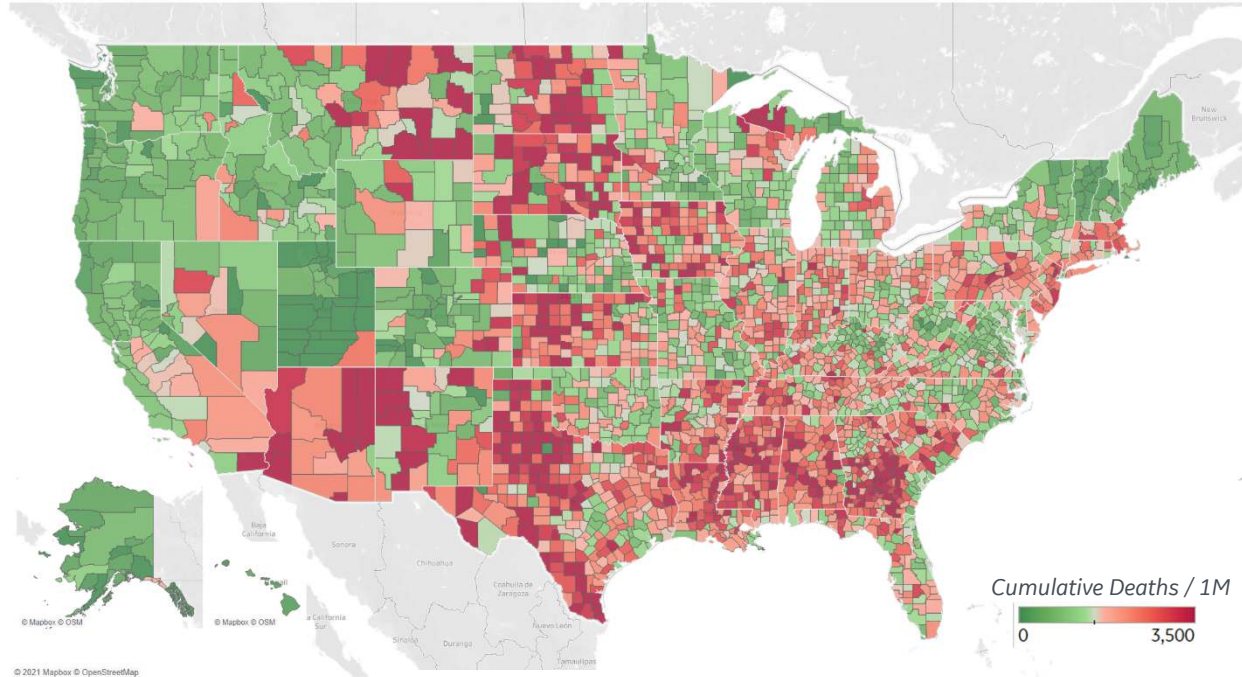


Top 10 Counties

Total Confirmed Cases / 1M

Miami-Dade County, FL	166,301
Lubbock County, TX	156,519
Webb County, TX	156,312
El Paso County, TX	155,200
Utah County, UT	146,679
Providence County, RI	138,962
Rockland County, NY	135,775
Greenville County, SC	134,327
San Bernardino County, CA	133,815
Passaic County, NJ	131,089

Reported **Deaths** per 1M to date



Top 10 Counties

Total Reported Deaths / 1M

New York City*	5,863
Cameron County, TX	3,753
Passaic County, NJ	3,589
Essex County, NJ	3,512
Union County, NJ	3,352
Ocean County, NJ	3,309
Hidalgo County, TX	3,187
Hudson County, NJ	3,168
Hampden County, MA	3,126
El Paso County, TX	3,058

Note: Lists includes counties $\geq 250K$ population

* New York City counties aggregated into one reporting area



Per 1M in Region

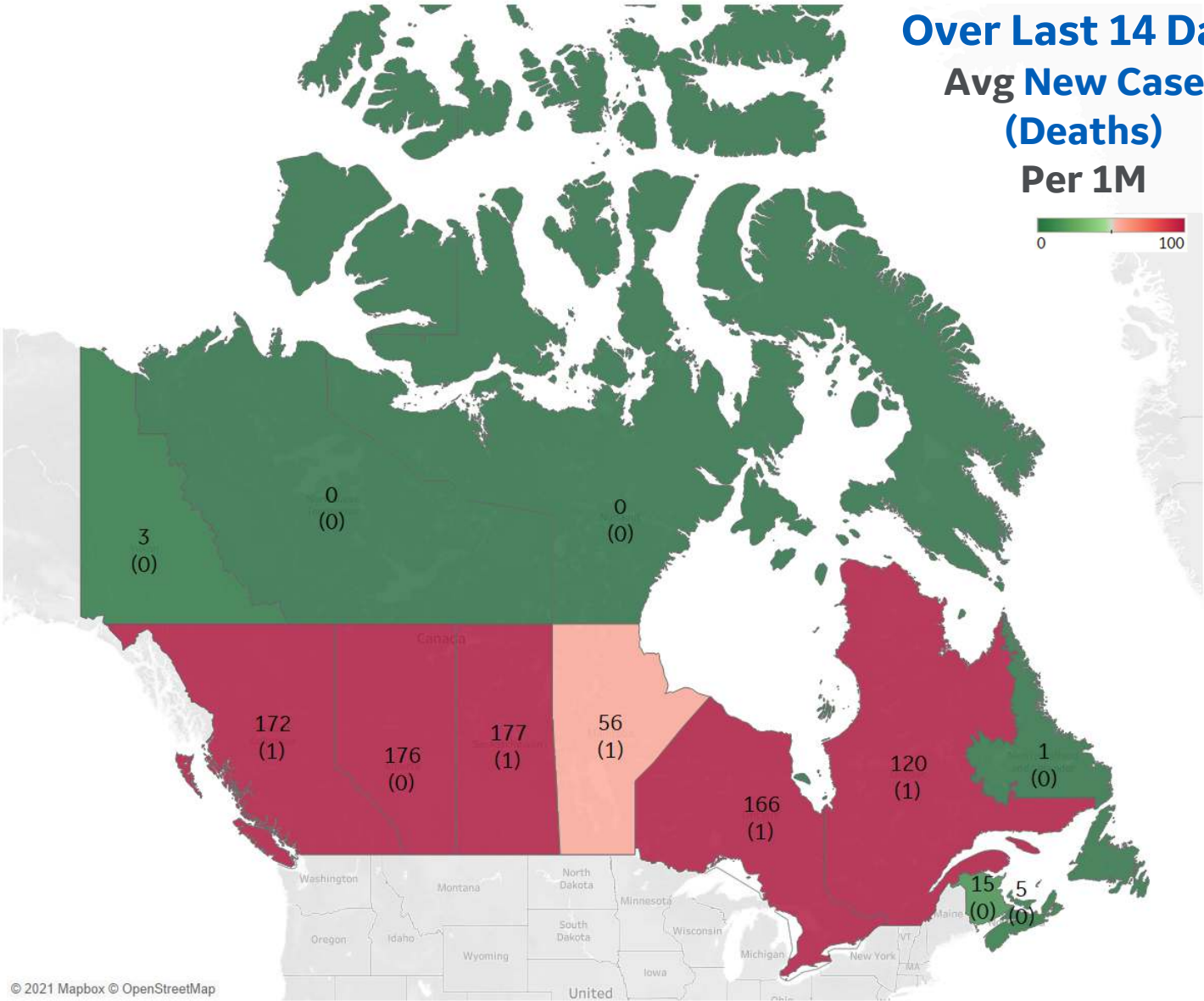

	Today	Change
Active Cases	1,501	+3.0%
Confirmed	220 new	+0.8%
Deaths	1 new	+0.1%
Recovered	176 new	+0.7%

Most Daily New Cases / 1M

Saskatchewan	177
Alberta	176
British Columbia	172
Ontario	166
Quebec	120
Manitoba	56

* Excludes regions with population < 1M

Over Last 14 Days
Avg New Cases
(Deaths)
Per 1M





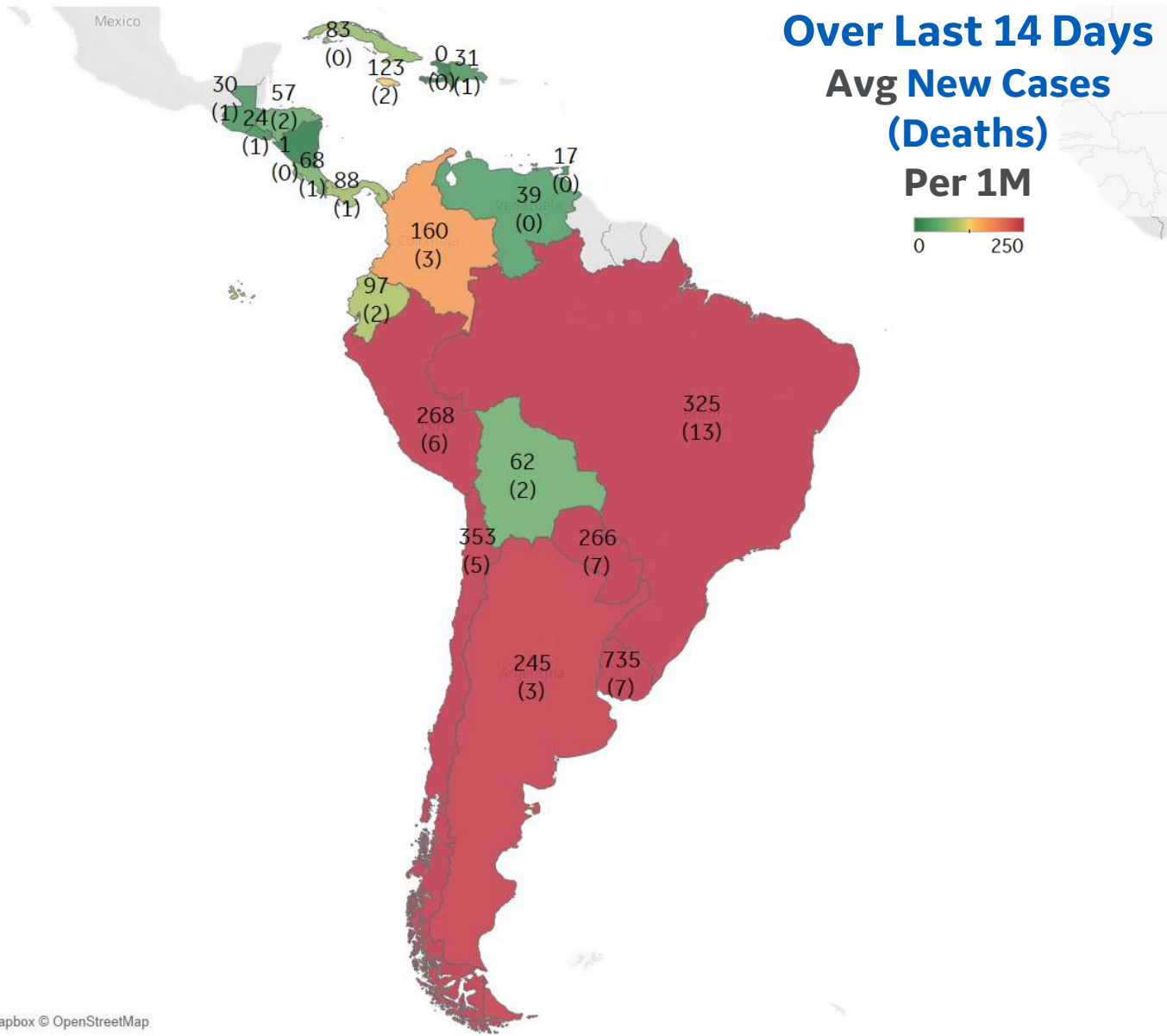
Per 1M in Region

	Today	Change
Active Cases	3,781	-1.9%
Confirmed	147 new	+0.3%
Deaths	4 new	+0.4%
Recovered	215 new	+0.5%

Most Daily New Cases / 1M

Uruguay	735
Chile	353
Brazil	325
Peru	268
Paraguay	266
Argentina	245
Colombia	160
Jamaica	123
Ecuador	97
Panama	88

* Excludes regions with population < 1M





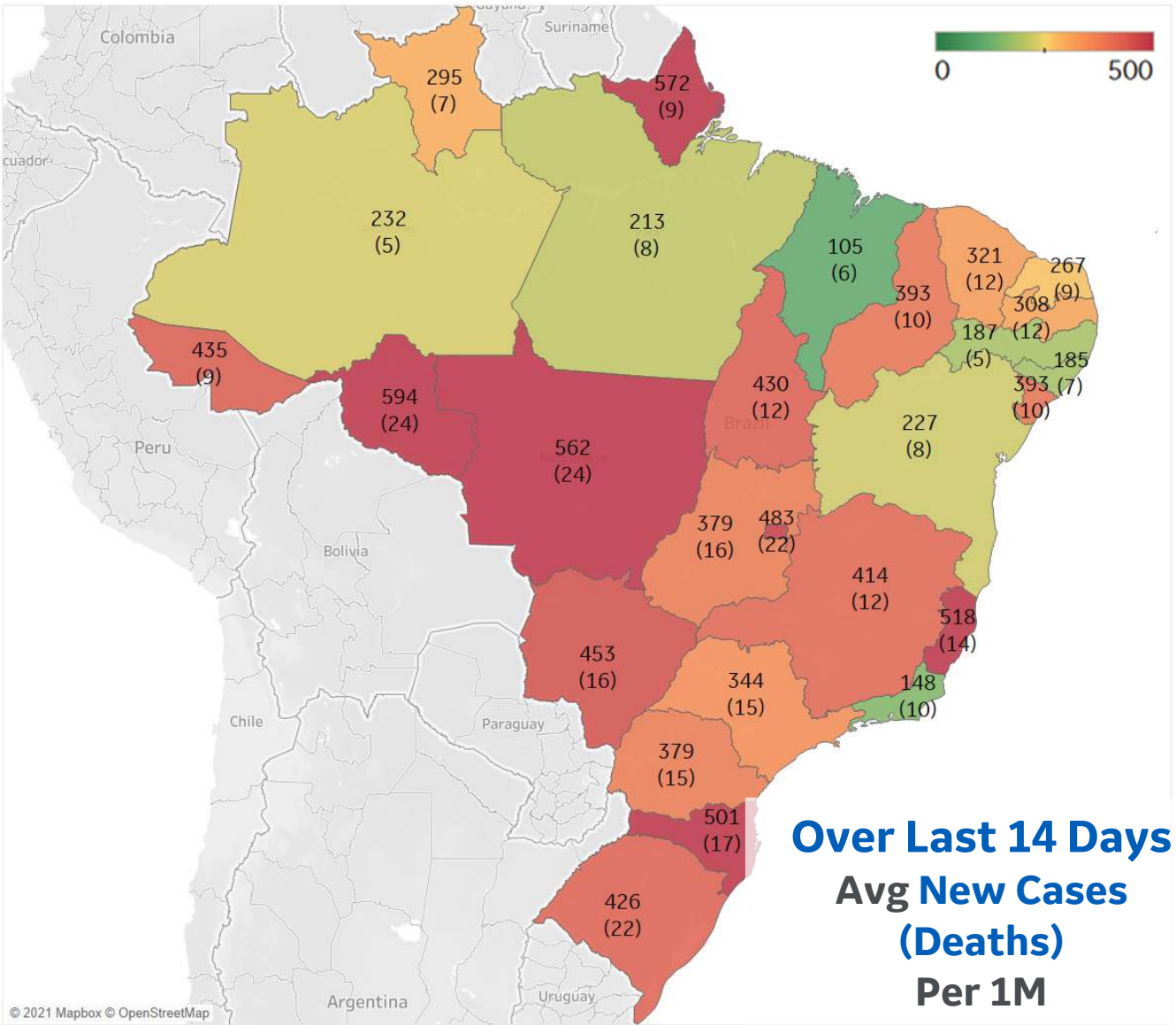
Per 1M in Region

	Today	Change
Active Cases	6,000	-2.6%
Confirmed	135 new	+0.2%
Deaths	6 new	+0.4%
Recovered	291 new	+0.5%

Most Daily New Cases / 1M

Rondônia	594
MatoGrosso	562
Espírito Santo	518
Santa Catarina	501
Distrito Federal	483
MatoGrosso do ..	453
Tocantins	430
Rio Grande do ..	426
Minas Gerais	414
Sergipe	393

* Excludes regions with population < 1M





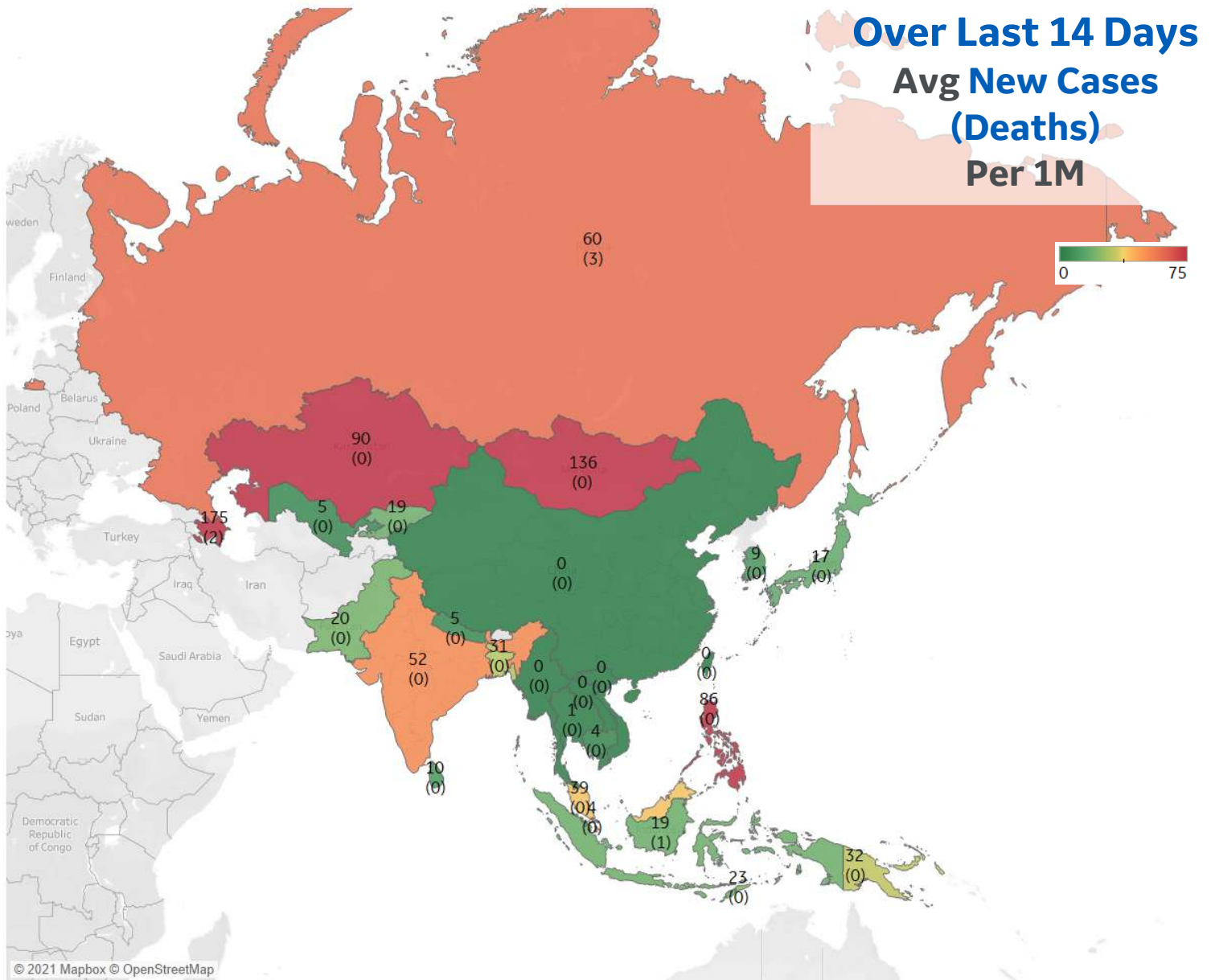
Per 1M in Region

	Today	Change
Active Cases	368	+4.0%
Confirmed	31 new	+0.6%
Deaths	0.3 new	+0.3%
Recovered	17 new	+0.3%

Most Daily New Cases / 1M

Azerbaijan	175
Mongolia	136
Kazakhstan	90
Philippines	86
Russia	60
India	52
Malaysia	39
Papua New Guin..	32
Bangladesh	31
Timor-Leste	23

* Excludes regions with population < 1M



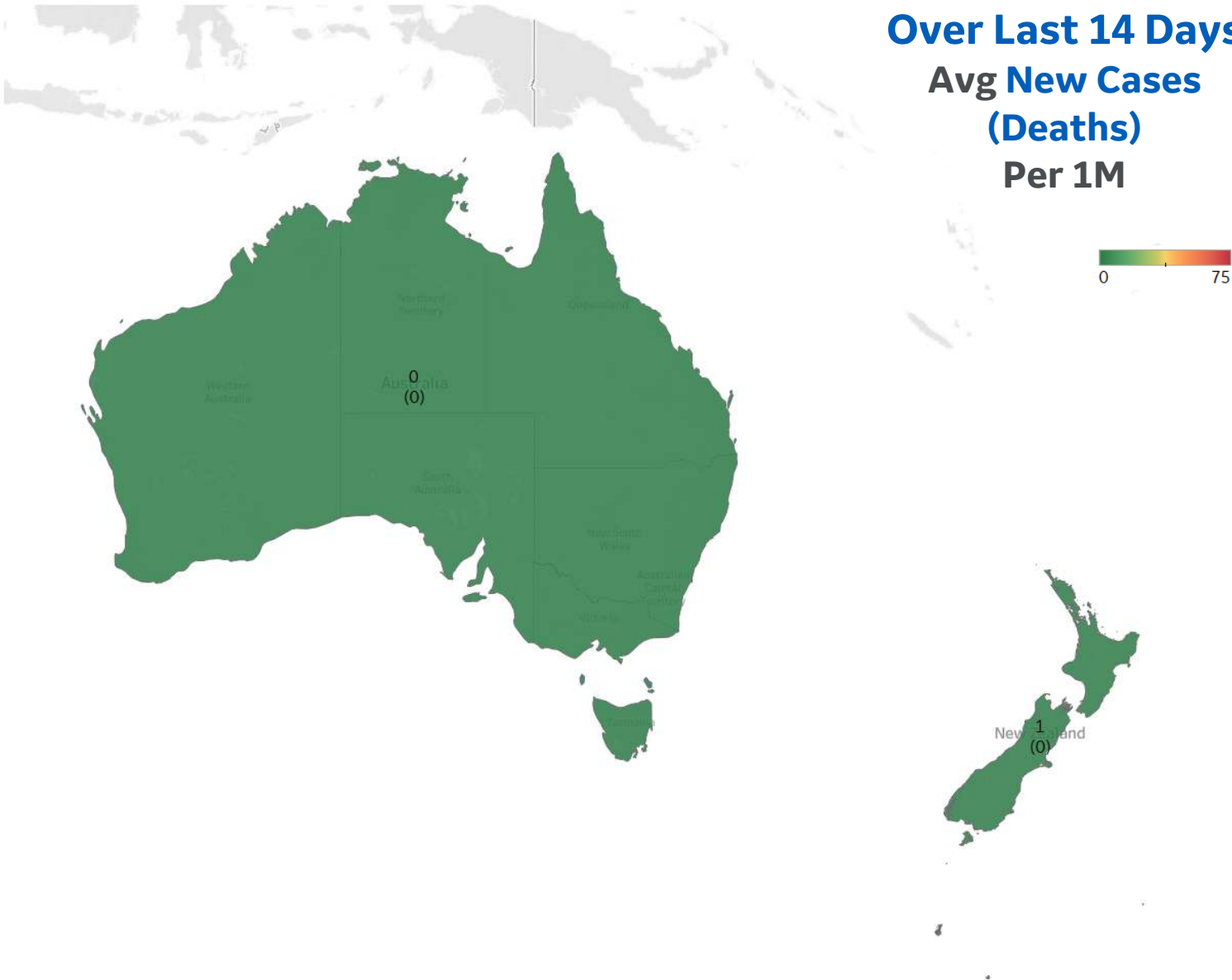


Per 1M in Region

	Today	Change
Active Cases	176	+0.1%
Confirmed	1 new	+0.08%
Deaths	0 new	+0.0%
Recovered	1 new	+0%

Most Daily New Cases / 1M

New Zealand	1
Australia	0





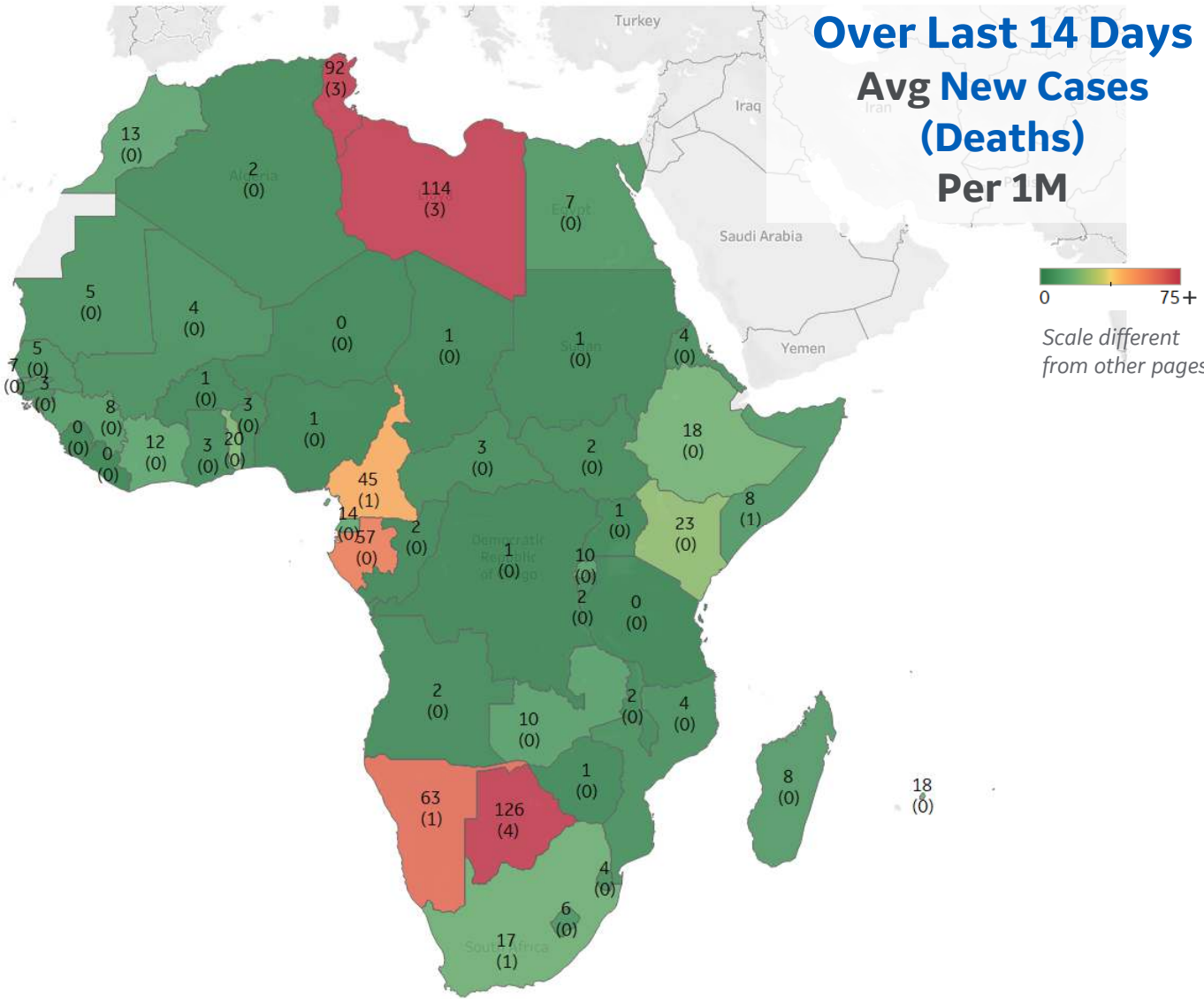
Per 1M in Region

	Today	Change
Active Cases	252	+0.6%
Confirmed	7 new	+0.2%
Deaths	0.2 new	+0.2%
Recovered	5 new	+0.2%

Most Daily New Cases / 1M

Botswana	126
Libya	114
Tunisia	92
Namibia	63
Gabon	57
Cameroon	45
Kenya	23
Togo	20
Ethiopia	18
Mauritius	18

* Excludes regions with population < 1M





Sources



*** Per 1M = Per 1 Million Population unless otherwise noted*

Worldwide Survival Rate, last 30d calculation =
[(Total Confirmed – Total Confirmed 30d ago) – (Total Deaths-Total Deaths 30d ago)] / (Total Confirmed – Total Confirmed 30d ago)

Johns Hopkins Coronavirus Resource Center:

<https://coronavirus.jhu.edu/map.html>

Worldometer Coronavirus Reporting:

<https://www.worldometers.info/coronavirus/>

Public Health England:

<https://www.gov.uk/government/publications/covid-19-track-coronavirus-cases>

US Department of Homeland Security, Homeland Infrastructure Foundation-Level Data:

<https://hifld-geoplatform.opendata.arcgis.com/datasets/hospitals>

National Health Commission of the PRC:

<http://www.nhc.gov.cn/xcs/yqtb/202003/bf66696029ba420098164607240074f8.shtml>

CDC, Severe Outcomes Among Patients with Coronavirus Disease 2019 (COVID-19):

<https://www.cdc.gov/mmwr/volumes/69/wr/mm6912e2.htm>

Italian Department of Civil Protection, COVID Monitoring:

<http://opendatadpc.maps.arcgis.com/apps/opsdashboard/index.html#/b0c68bce2cce478eaac82fe38d4138b1>

The COVID Tracking Project:

<https://covidtracking.com/data/>

UK Office for National Statistics:

<https://www.ons.gov.uk/peoplepopulationandcommunity/birthsdeathsandmarriages/deaths/bulletins/deathsregisteredweeklyinenglandandwalesprovisional/weekending24april2020>

European Centre for Disease Prevention and Control:

<https://www.ecdc.europa.eu/en/publications-data/download-data-hospital-and-icu-admission-rates-and-current-occupancy-covid-19>

Secretary of Health, Mexico:

<https://www.gob.mx/salud/en>

Canada Regional Data:

<https://health-infobase.canada.ca/covid-19/epidemiological-summary-covid-19-cases.html#fn1>

Canada Regional Populations (Q4 2019):

<https://www150.statcan.gc.ca/t1/tbl1/en/tv.action?pid=1710000901>

CDC COVID Data Tracker:

<https://covid.cdc.gov/covid-data-tracker/#vaccinations>

Oxford COVID-19 Government Response Tracker:

<https://www.bing.com/search?q=oxford+stringency+index+countries&PC=U316&FORM=CHROMN>