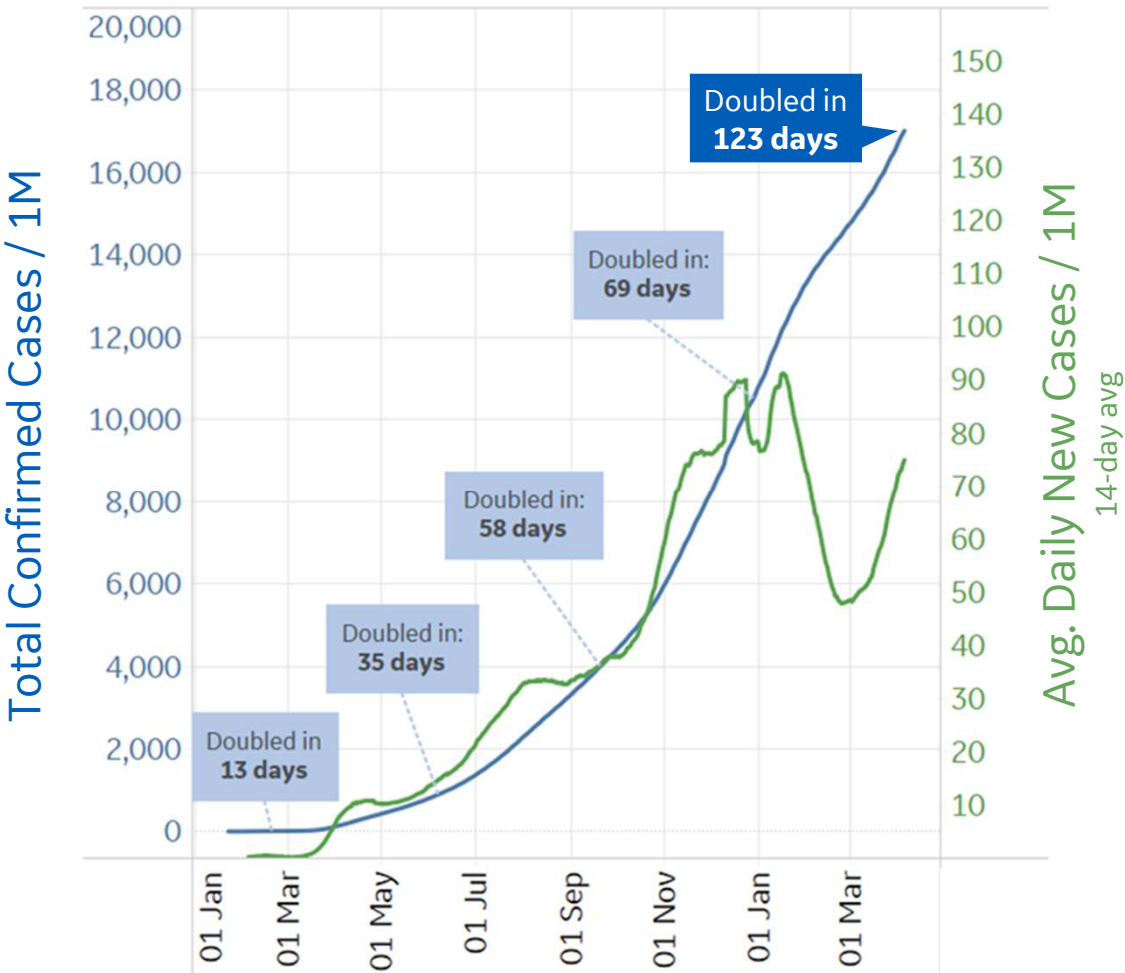




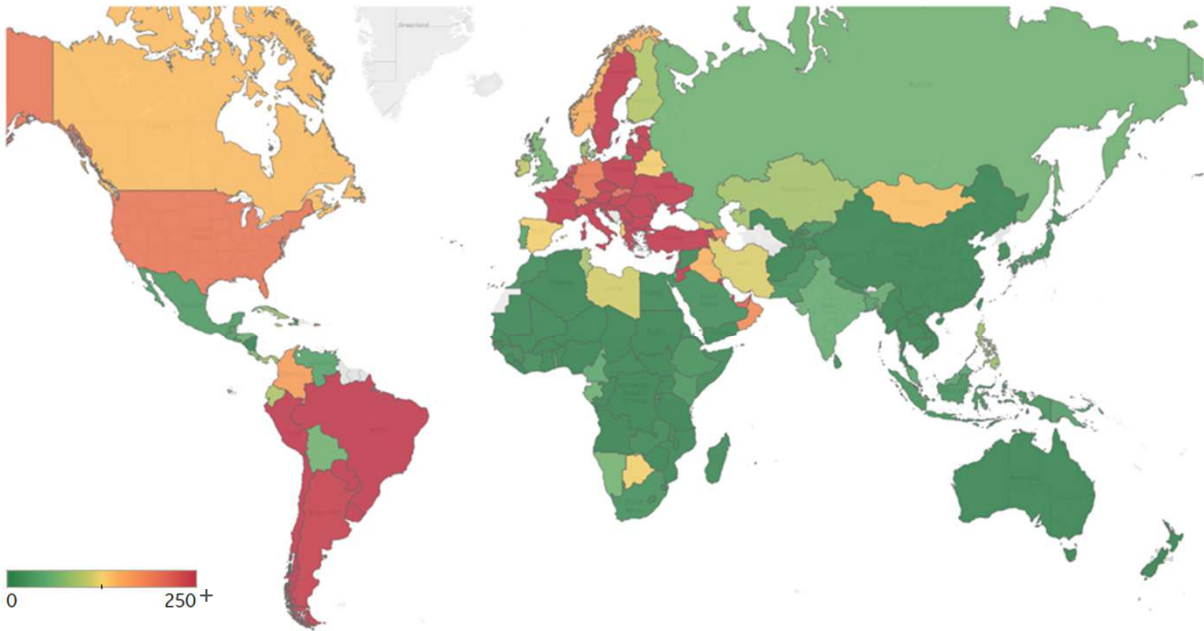
Global Confirmed & Active Cases

Trend since 22 Jan 2020



Avg. Daily New Cases / 1M

Over the last 14 days



| Per 1M: | New Today | Change from 30 days ago |
|-------------------------|-----------|-------------------------|
| Active | 29 | +13% |
| Confirmed | 78 | +13% |
| Deaths | 2 | +11% |
| Recovered | 48 | +14% |
| | To Date | Last 30 Days |
| Worldwide Survival Rate | 97.8% | 98.2% |

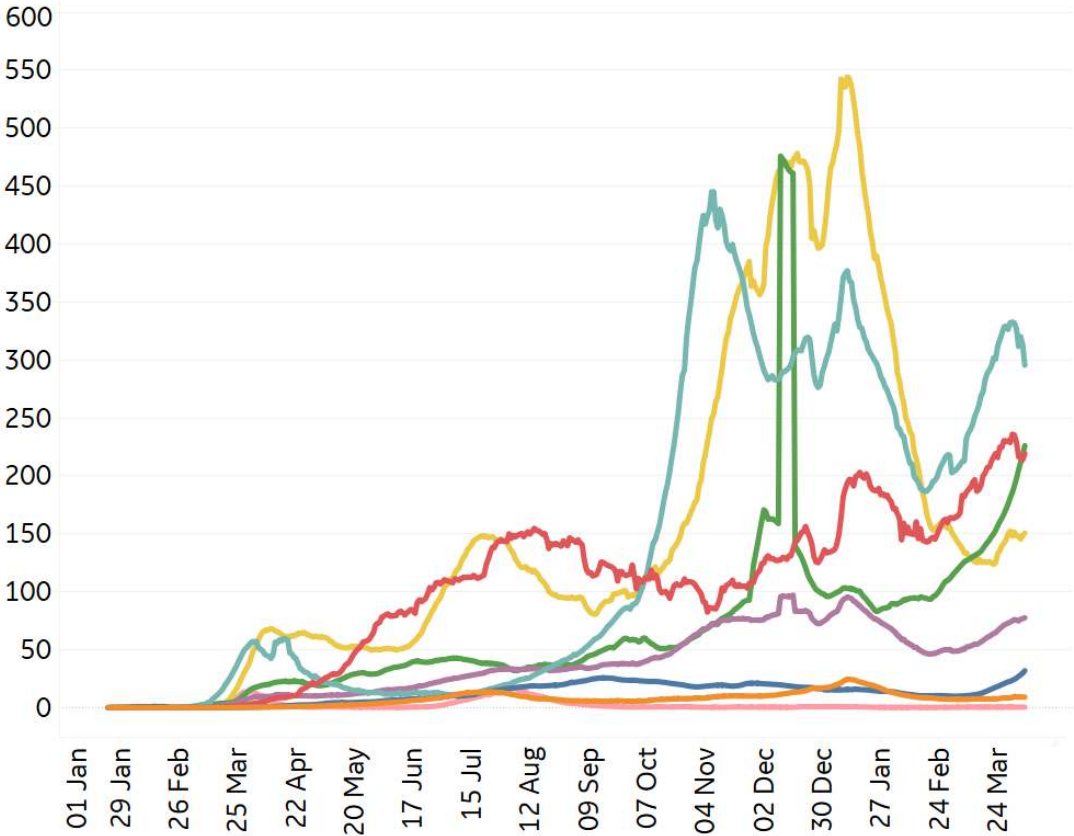


New Confirmed Cases & New Deaths

Key **World** **North America** **Europe** **Middle East** **Cent & South America** **Asia** **Africa** **Oceania**

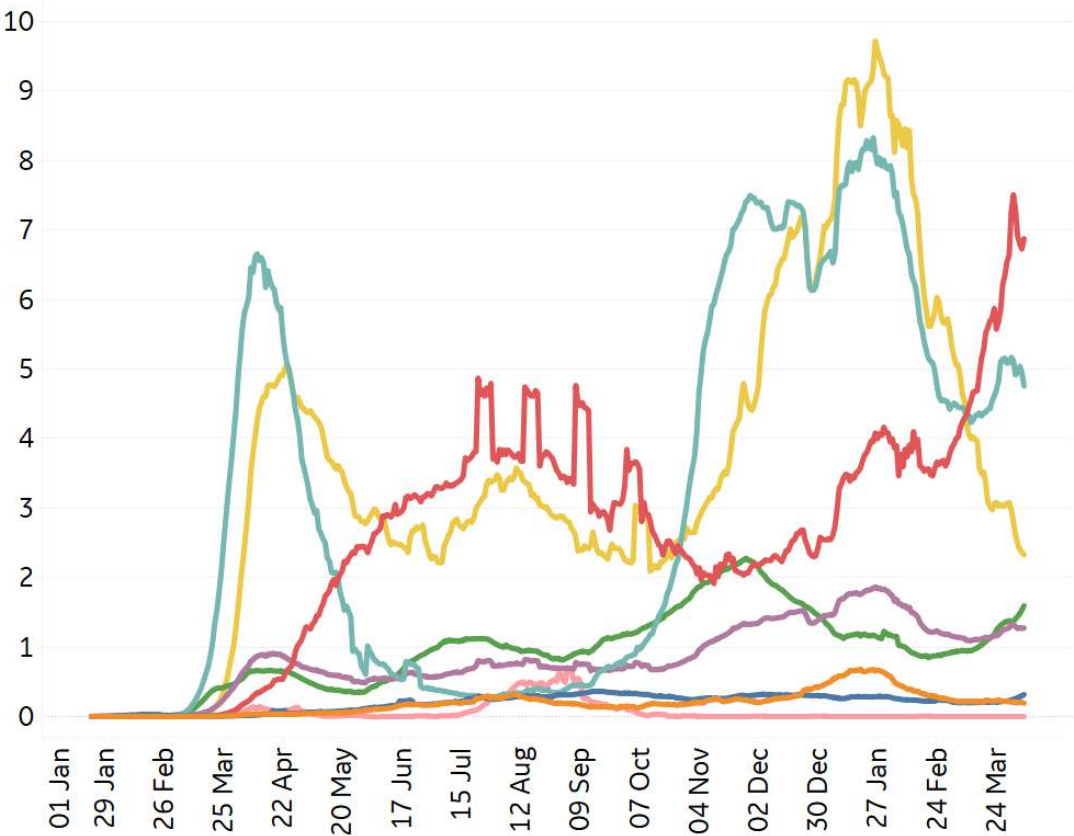
New Confirmed Cases / 1M

7-day rolling average



New Deaths / 1M

7-day rolling average



*Large jump in Middle East confirmed cases due to batched reporting of 823,225 new cases in **Turkey** on 10 Dec



Top 50 Countries: Per 1M



1 - 25

| | Average over last 7 days | | Total Since 22 Jan | | | Change from 14d Ago in 14 day avg of daily new | |
|----------------|--------------------------|------------|--------------------|---------------------|--------------|--|--------|
| | New Confirmed | New Deaths | Total Confirmed | Estimated Recovered | Total Deaths | Confirmed | Deaths |
| Czechia | 421 | 13 | 145,228 | 135,248 | 2,537 | -43% | -27% |
| Hungary | 680 | 25 | 71,606 | 58,386 | 2,287 | -5% | 33% |
| Bos. and Herz. | 429 | 23 | 54,104 | 45,505 | 2,149 | 19% | 59% |
| Belgium | 343 | 3 | 78,059 | 70,712 | 2,006 | 20% | 11% |
| Bulgaria | 379 | 15 | 51,358 | 43,025 | 1,984 | -4% | 5% |
| Slovenia | 457 | 3 | 106,159 | 97,747 | 1,967 | 23% | 28% |
| North Macedo.. | 543 | 19 | 65,483 | 56,092 | 1,931 | 24% | 65% |
| UK | 49 | 0 | 64,506 | 61,778 | 1,873 | -27% | -60% |
| Slovakia | 168 | 12 | 66,988 | 62,359 | 1,849 | -38% | -22% |
| Italy | 297 | 7 | 60,976 | 54,710 | 1,848 | -16% | 9% |
| US | 196 | 2 | 93,194 | 88,728 | 1,681 | 21% | -19% |
| Portugal | 46 | 1 | 80,846 | 78,587 | 1,656 | -11% | -53% |
| Spain | 129 | 2 | 70,965 | 67,553 | 1,624 | 21% | 7% |
| Peru | 247 | 7 | 48,229 | 43,313 | 1,612 | 8% | 15% |
| Brazil | 297 | 13 | 61,633 | 55,481 | 1,585 | -4% | 26% |
| France | 560 | 4 | 75,100 | 65,512 | 1,493 | 39% | 21% |
| Croatia | 414 | 6 | 68,424 | 61,539 | 1,489 | 90% | 63% |
| Poland | 634 | 10 | 64,912 | 53,764 | 1,455 | 32% | 27% |
| Panama | 76 | 1 | 82,719 | 80,079 | 1,424 | -11% | -26% |
| EU | 331 | 5 | 61,993 | 55,623 | 1,414 | 10% | 7% |
| Sweden | 545 | 1 | 82,679 | 73,748 | 1,340 | 23% | -20% |
| Lithuania | 298 | 3 | 81,145 | 75,884 | 1,331 | 47% | -24% |
| Moldova | 290 | 11 | 58,643 | 52,675 | 1,295 | -11% | 27% |
| Colombia | 198 | 4 | 48,508 | 44,862 | 1,268 | 87% | 41% |
| Romania | 272 | 7 | 51,109 | 45,880 | 1,268 | 7% | 40% |

26 - 50

| | Average over last 7 days | | Total Since 22 Jan | | | Change from 14d Ago in 14 day avg of daily new | |
|----------------|--------------------------|------------|--------------------|---------------------|--------------|--|--------|
| | New Confirmed | New Deaths | Total Confirmed | Estimated Recovered | Total Deaths | Confirmed | Deaths |
| Argentina | 301 | 3 | 53,722 | 48,786 | 1,253 | 67% | 15% |
| Chile | 361 | 5 | 54,288 | 48,086 | 1,242 | 20% | 12% |
| Armenia | 308 | 6 | 66,776 | 61,214 | 1,224 | 31% | 60% |
| Switzerland | 191 | 1 | 70,514 | 66,519 | 1,202 | 23% | -14% |
| Austria | 323 | 3 | 62,501 | 56,678 | 1,057 | 6% | 9% |
| Kosovo | 399 | 6 | 51,119 | 42,461 | 1,052 | 114% | 96% |
| Latvia | 212 | 3 | 55,420 | 50,979 | 1,027 | -9% | -28% |
| Netherlands | 423 | 1 | 77,929 | 70,845 | 982 | 20% | -18% |
| Georgia | 137 | 2 | 71,433 | 68,773 | 961 | 34% | 4% |
| Ireland | 100 | 1 | 48,383 | 45,923 | 957 | -1% | -26% |
| Lebanon | 372 | 6 | 70,735 | 64,228 | 949 | -12% | -12% |
| Ukraine | 350 | 9 | 41,632 | 36,106 | 839 | 31% | 41% |
| Albania | 110 | 3 | 44,109 | 41,547 | 793 | -33% | -32% |
| Estonia | 567 | 7 | 83,435 | 72,740 | 727 | -34% | 11% |
| Jordan | 566 | 9 | 63,260 | 53,547 | 724 | -18% | 27% |
| Israel | 38 | 1 | 96,461 | 95,134 | 723 | -76% | -29% |
| Serbia | 495 | 4 | 71,620 | 63,616 | 634 | -4% | 33% |
| West Bank an.. | 513 | 4 | 56,130 | 49,312 | 599 | 3% | -17% |
| Costa Rica | 86 | 1 | 43,157 | 41,310 | 589 | 14% | 53% |
| Turkey | 510 | 2 | 42,438 | 35,913 | 387 | 104% | 103% |
| Kuwait | 305 | 2 | 56,187 | 51,602 | 322 | -3% | 21% |
| Bahrain | 608 | 2 | 88,630 | 80,517 | 320 | 36% | 45% |
| UAE | 213 | 0 | 47,939 | 44,779 | 153 | 4% | -39% |
| Qatar | 301 | 1 | 64,303 | 60,551 | 108 | 53% | 236% |
| Total World | 78 | 1 | 17,094 | 15,663 | 371 | 25% | 12% |

Change from 14d ago:
Compares 14d-avgs. of Daily New Cases/Deaths
today with 14d-avgs. from 14d ago

Estimated Recovered: Cases 14d ago - Deaths today

14 days ago, **Czechia** ranked #3 in avg new cases per 1M. Currently the country ranks #14.
(932 average new cases / 1M on 23 Mar 2021; 532 average new cases / 1M on 6 Apr 2021)

Top 50 countries selected by Cases / 1M
Sorted by Total Deaths / 1M
Excluded countries with population < 1M



Top 50 Countries: Raw Volume

Updated 7 Apr 2021, 3:30 GMT

4

1 - 25

| | Average over last 7 days | | Total Since 22 Jan | | | Change from 14d Ago in 14 day avg of daily new | |
|--------------|--------------------------|------------|--------------------|---------------------|--------------|--|--------|
| | New Confirmed | New Deaths | Total Confirmed | Estimated Recovered | Total Deaths | Confirmed | Deaths |
| EU | 147,533 | 2,224 | 27,602,410 | 24,766,132 | 629,644 | 10% | 7% |
| US | 64,792 | 788 | 30,847,348 | 29,369,109 | 556,546 | 21% | -19% |
| Brazil | 63,210 | 2,757 | 13,100,580 | 11,793,072 | 336,947 | -4% | 26% |
| Mexico | 3,371 | 336 | 2,256,509 | 1,998,056 | 204,985 | -18% | -18% |
| India | 93,207 | 530 | 12,801,785 | 11,567,881 | 166,177 | 127% | 141% |
| UK | 3,309 | 31 | 4,379,033 | 4,193,893 | 127,126 | -27% | -60% |
| Italy | 17,956 | 410 | 3,686,707 | 3,307,869 | 111,747 | -16% | 9% |
| Russia | 8,604 | 373 | 4,546,307 | 4,325,164 | 99,431 | -7% | -12% |
| France | 36,573 | 277 | 4,902,025 | 4,276,176 | 97,431 | 39% | 21% |
| Germany | 13,039 | 122 | 2,909,902 | 2,621,986 | 77,245 | 18% | -27% |
| Spain | 6,018 | 87 | 3,317,948 | 3,158,408 | 75,911 | 21% | 7% |
| Colombia | 10,072 | 181 | 2,468,236 | 2,282,700 | 64,524 | 87% | 41% |
| Iran | 12,594 | 134 | 1,963,394 | 1,752,206 | 63,506 | 35% | 43% |
| Argentina | 13,609 | 128 | 2,428,029 | 2,204,943 | 56,634 | 67% | 15% |
| Poland | 23,983 | 382 | 2,456,709 | 2,034,804 | 55,065 | 32% | 27% |
| Peru | 8,155 | 215 | 1,590,209 | 1,428,121 | 53,138 | 8% | 15% |
| South Africa | 874 | 35 | 1,552,853 | 1,485,929 | 53,032 | -15% | -42% |
| Indonesia | 5,249 | 175 | 1,542,516 | 1,429,248 | 41,977 | -9% | 0% |
| Ukraine | 15,292 | 378 | 1,820,725 | 1,579,055 | 36,692 | 31% | 41% |
| Turkey | 43,044 | 183 | 3,579,185 | 3,028,853 | 32,667 | 104% | 103% |
| Czechia | 4,511 | 135 | 1,555,245 | 1,448,369 | 27,169 | -43% | -27% |
| Romania | 5,224 | 140 | 983,217 | 882,621 | 24,386 | 7% | 40% |
| Chile | 6,898 | 90 | 1,037,780 | 919,224 | 23,734 | 20% | 12% |
| Belgium | 3,976 | 40 | 904,673 | 819,528 | 23,247 | 20% | 11% |
| Canada | 6,825 | 34 | 1,027,854 | 924,357 | 23,132 | 66% | 1% |

26 - 50

| | Average over last 7 days | | Total Since 22 Jan | | | Change from 14d Ago in 14 day avg of daily new | |
|--------------|--------------------------|------------|--------------------|---------------------|--------------|--|--------|
| | New Confirmed | New Deaths | Total Confirmed | Estimated Recovered | Total Deaths | Confirmed | Deaths |
| Hungary | 6,573 | 238 | 691,743 | 564,025 | 22,098 | -5% | 33% |
| Ecuador | 1,482 | 32 | 337,702 | 296,566 | 17,004 | 31% | 15% |
| Portugal | 466 | 6 | 824,368 | 801,325 | 16,887 | -11% | -53% |
| Netherlands | 7,247 | 24 | 1,335,312 | 1,213,920 | 16,826 | 20% | -18% |
| Pakistan | 4,604 | 85 | 700,188 | 622,016 | 15,026 | 51% | 66% |
| Iraq | 6,147 | 36 | 887,291 | 788,506 | 14,535 | 25% | 5% |
| Philippines | 10,226 | 89 | 812,760 | 663,836 | 13,817 | 75% | 78% |
| Bulgaria | 2,633 | 103 | 356,859 | 298,955 | 13,786 | -4% | 5% |
| Sweden | 5,507 | 15 | 834,993 | 744,802 | 13,533 | 23% | -20% |
| Switzerland | 1,652 | 12 | 610,274 | 575,693 | 10,403 | 23% | -14% |
| Slovakia | 915 | 67 | 365,733 | 340,457 | 10,094 | -38% | -22% |
| Austria | 2,909 | 30 | 562,907 | 510,463 | 9,517 | 6% | 9% |
| Bangladesh | 6,531 | 56 | 651,652 | 567,857 | 9,384 | 196% | 159% |
| Japan | 2,519 | 20 | 489,407 | 449,370 | 9,251 | 76% | -38% |
| Morocco | 515 | 7 | 499,025 | 483,538 | 8,865 | 19% | 13% |
| Jordan | 5,777 | 91 | 645,449 | 546,344 | 7,383 | -18% | 27% |
| Saudi Arabia | 678 | 7 | 394,169 | 379,123 | 6,711 | 58% | 18% |
| Lebanon | 2,542 | 42 | 482,798 | 438,386 | 6,479 | -12% | -12% |
| Israel | 326 | 9 | 834,920 | 823,432 | 6,257 | -76% | -29% |
| Panama | 330 | 5 | 356,913 | 345,521 | 6,146 | -11% | -26% |
| Serbia | 4,326 | 38 | 625,773 | 555,835 | 5,537 | -4% | 33% |
| Belarus | 1,238 | 10 | 329,258 | 310,170 | 2,304 | 12% | 7% |
| UAE | 2,111 | 3 | 474,136 | 442,882 | 1,516 | 4% | -39% |
| Malaysia | 1,330 | 5 | 353,329 | 334,240 | 1,300 | -8% | -3% |
| Total World | 600,859 | 9,860 | 132,419,139 | 121,333,233 | 2,872,453 | 25% | 12% |

*Change from 14d ago:
Compares 14d-avgs. of Daily New Cases/Deaths today with 14d-avgs. from 14d ago

Estimated Recovered: Cases 14d ago - Deaths today

46 countries recorded greater than a 10% increase in total cases from 14 days ago

Top 50 countries selected by Total Cases
Sorted by Raw Total Deaths
Excluded countries with population < 1M

N/A** due to inconsistent reporting of Recovered Cases



United States: Per 1M



1 - 25

| | Average over last 7 days | | Total Since 22 Jan | | | Change from 14d Ago in 14 day avg of daily new | |
|---------------|--------------------------|------------|--------------------|---------------------|--------------|--|--------|
| | New Confirmed | New Deaths | Total Confirmed | Estimated Recovered | Total Deaths | Confirmed | Deaths |
| New Jersey | 460 | 3 | 105,125 | 95,600 | 2,781 | 9% | -25% |
| New York | 390 | 4 | 98,616 | 89,347 | 2,609 | 58% | 31% |
| Massachusetts | 310 | 4 | 94,019 | 87,103 | 2,515 | 26% | -8% |
| Rhode Island | 375 | 2 | 131,729 | 124,324 | 2,485 | 3% | -48% |
| Mississippi | 71 | 3 | 102,932 | 99,513 | 2,377 | -41% | -33% |
| Arizona | 86 | 1 | 116,158 | 112,691 | 2,335 | -13% | -58% |
| Connecticut | 307 | 2 | 89,117 | 82,079 | 2,224 | 38% | -20% |
| South Dakota | 191 | 0 | 134,153 | 129,046 | 2,191 | 10% | -32% |
| Louisiana | 78 | 1 | 96,144 | 92,841 | 2,189 | -24% | -49% |
| Alabama | 62 | 4 | 105,465 | 102,206 | 2,172 | -52% | -23% |
| Pennsylvania | 329 | 2 | 82,210 | 75,729 | 1,970 | 48% | -7% |
| North Dakota | 205 | 0 | 136,438 | 131,703 | 1,967 | 56% | -67% |
| Indiana | 144 | 1 | 102,825 | 98,927 | 1,943 | 22% | -37% |
| New Mexico | 95 | 2 | 91,935 | 88,754 | 1,889 | -4% | -21% |
| Arkansas | 51 | 2 | 109,769 | 107,129 | 1,873 | -35% | -44% |
| Illinois | 222 | 1 | 99,558 | 94,788 | 1,868 | 54% | -20% |
| Iowa | 172 | 5 | 112,377 | 108,127 | 1,849 | 24% | 39% |
| Georgia | 120 | 3 | 100,464 | 96,910 | 1,812 | -14% | 7% |
| S. Carolina | 198 | 2 | 108,338 | 103,659 | 1,788 | -4% | -35% |
| Tennessee | 156 | 2 | 119,781 | 115,847 | 1,752 | -17% | 38% |
| Michigan | 671 | 3 | 78,716 | 68,494 | 1,737 | 104% | 71% |
| Nevada | 100 | 3 | 99,233 | 96,159 | 1,720 | -10% | -19% |
| Texas | 108 | 3 | 96,954 | 93,581 | 1,684 | -15% | -34% |
| Kansas | 66 | 1 | 104,621 | 101,961 | 1,676 | -8% | 129% |
| Delaware | 328 | 1 | 99,414 | 93,495 | 1,609 | 7% | -40% |

26 - 51

| | Average over last 7 days | | Total Since 22 Jan | | | Change from 14d Ago in 14 day avg of daily new | |
|---------------|--------------------------|------------|--------------------|---------------------|--------------|--|--------|
| | New Confirmed | New Deaths | Total Confirmed | Estimated Recovered | Total Deaths | Confirmed | Deaths |
| Ohio | 162 | 1 | 88,014 | 84,188 | 1,603 | 23% | 16% |
| Florida | 256 | 3 | 97,350 | 92,316 | 1,573 | 17% | 3% |
| DC | 166 | 3 | 64,094 | 60,098 | 1,522 | 11% | 53% |
| California | 68 | 3 | 93,263 | 90,805 | 1,516 | -7% | -33% |
| West Virginia | 214 | 5 | 80,356 | 75,732 | 1,510 | 22% | -67% |
| Missouri | 97 | 1 | 95,338 | 92,416 | 1,446 | 18% | -30% |
| Maryland | 214 | 2 | 69,315 | 65,013 | 1,386 | 38% | -12% |
| Kentucky | 120 | 4 | 96,211 | 93,072 | 1,384 | -22% | -62% |
| Montana | 135 | 5 | 98,555 | 95,413 | 1,382 | -20% | 71% |
| Wisconsin | 132 | 1 | 110,041 | 106,903 | 1,262 | 49% | 3% |
| Oklahoma | 78 | 4 | 111,232 | 108,841 | 1,252 | -27% | 90% |
| Minnesota | 324 | 1 | 94,095 | 88,705 | 1,235 | 55% | 18% |
| Virginia | 162 | 3 | 73,529 | 69,923 | 1,219 | 7% | -24% |
| Wyoming | 95 | 1 | 97,828 | 95,200 | 1,211 | -1% | 50% |
| N. Carolina | 153 | 1 | 88,046 | 84,570 | 1,162 | 4% | 11% |
| Nebraska | 247 | 0 | 109,727 | 105,730 | 1,129 | 62% | 70% |
| Idaho | 168 | 1 | 101,945 | 98,567 | 1,105 | -6% | -61% |
| Colorado | 246 | 1 | 81,659 | 77,477 | 1,065 | 26% | -25% |
| New Hampshire | 295 | 1 | 63,632 | 58,750 | 919 | 39% | -6% |
| Washington | 139 | 1 | 48,675 | 46,125 | 696 | 39% | 4% |
| Utah | 120 | 1 | 120,967 | 118,540 | 667 | -13% | -31% |
| Oregon | 105 | 2 | 39,751 | 37,838 | 575 | 41% | -6% |
| Maine | 215 | 1 | 38,890 | 35,729 | 555 | 29% | 87% |
| Alaska | 230 | 0 | 87,597 | 83,906 | 428 | 24% | -86% |
| Vermont | 289 | 1 | 32,650 | 28,372 | 367 | 48% | 0% |
| Hawaii | 84 | 1 | 22,240 | 20,799 | 330 | 44% | 44% |

*Change from 14d ago:
Compares 14d-avgs. of Daily New Cases/Deaths
today with 14d-avgs. from 14d ago

Estimated Recovered: Cases 14d ago - Deaths today

New York recorded the highest increase in average new deaths from 14 days ago
(70 average new deaths on 23 Mar 2021; 92 average new deaths on 6 Apr 2021)

Sorted by Total Deaths / 1M

N/As due to states revising and updating case counts



United States: Raw Volume



1 - 25

| | Average over last 7 days | | Total Since 22 Jan | | | Change from 14d Ago in 14 day avg of daily new | |
|---------------|--------------------------|------------|--------------------|---------------------|--------------|--|--------|
| | New Confirmed | New Deaths | Total Confirmed | Estimated Recovered | Total Deaths | Confirmed | Deaths |
| California | 2,683 | 108 | 3,685,045 | 3,587,921 | 59,887 | -7% | -33% |
| New York | 7,584 | 77 | 1,918,437 | 1,738,123 | 50,751 | 58% | 31% |
| Texas | 3,120 | 82 | 2,811,270 | 2,713,455 | 48,815 | -15% | -34% |
| Florida | 5,489 | 63 | 2,090,862 | 1,982,733 | 33,780 | 17% | 3% |
| Pennsylvania | 4,208 | 27 | 1,052,450 | 969,477 | 25,217 | 48% | -7% |
| New Jersey | 4,085 | 31 | 933,736 | 849,140 | 24,700 | 9% | -25% |
| Illinois | 2,811 | 19 | 1,261,577 | 1,201,131 | 23,673 | 54% | -20% |
| Georgia | 1,276 | 36 | 1,066,671 | 1,028,935 | 19,238 | -14% | 7% |
| Ohio | 1,889 | 14 | 1,028,800 | 984,081 | 18,741 | 23% | 16% |
| Michigan | 6,697 | 34 | 786,123 | 684,035 | 17,343 | 104% | 71% |
| Massachusetts | 2,135 | 27 | 648,023 | 600,358 | 17,337 | 26% | -8% |
| Arizona | 629 | 8 | 845,480 | 820,248 | 16,996 | -13% | -58% |
| Indiana | 970 | 7 | 692,240 | 665,995 | 13,084 | 22% | -37% |
| N. Carolina | 1,604 | 15 | 923,430 | 886,975 | 12,189 | 4% | 11% |
| Tennessee | 1,068 | 10 | 818,008 | 791,137 | 11,967 | -17% | 38% |
| Alabama | 305 | 18 | 517,114 | 501,137 | 10,652 | -52% | -23% |
| Virginia | 1,381 | 23 | 627,605 | 596,833 | 10,401 | 7% | -24% |
| Louisiana | 363 | 6 | 446,955 | 431,597 | 10,174 | -24% | -49% |
| S. Carolina | 1,019 | 11 | 557,803 | 533,708 | 9,204 | -4% | -35% |
| Missouri | 593 | 4 | 585,131 | 567,195 | 8,876 | 18% | -30% |
| Maryland | 1,297 | 15 | 419,055 | 393,049 | 8,378 | 38% | -12% |
| Connecticut | 1,096 | 6 | 317,729 | 292,635 | 7,930 | 38% | -20% |
| Wisconsin | 770 | 8 | 640,704 | 622,438 | 7,349 | 49% | 3% |
| Mississippi | 212 | 9 | 306,341 | 296,165 | 7,073 | -41% | -33% |
| Minnesota | 1,826 | 8 | 530,662 | 500,264 | 6,967 | 55% | 18% |

26 - 51

| | Average over last 7 days | | Total Since 22 Jan | | | Change from 14d Ago in 14 day avg of daily new | |
|---------------|--------------------------|------------|--------------------|---------------------|--------------|--|--------|
| | New Confirmed | New Deaths | Total Confirmed | Estimated Recovered | Total Deaths | Confirmed | Deaths |
| Kentucky | 538 | 17 | 429,841 | 415,815 | 6,184 | -22% | -62% |
| Colorado | 1,419 | 5 | 470,254 | 446,172 | 6,132 | 26% | -25% |
| Iowa | 543 | 15 | 354,557 | 341,149 | 5,835 | 24% | 39% |
| Arkansas | 154 | 5 | 331,261 | 323,293 | 5,653 | -35% | -44% |
| Washington | 1,060 | 9 | 370,652 | 351,237 | 5,299 | 39% | 4% |
| Nevada | 308 | 8 | 305,652 | 296,184 | 5,297 | -10% | -19% |
| Oklahoma | 310 | 15 | 440,142 | 430,681 | 4,953 | -27% | 90% |
| Kansas | 193 | 4 | 304,793 | 297,043 | 4,884 | -8% | 129% |
| New Mexico | 199 | 4 | 192,773 | 186,103 | 3,961 | -4% | -21% |
| West Virginia | 384 | 10 | 144,010 | 135,722 | 2,707 | 22% | -67% |
| Rhode Island | 398 | 2 | 139,549 | 131,704 | 2,632 | 3% | -48% |
| Oregon | 441 | 7 | 167,658 | 159,589 | 2,427 | 41% | -6% |
| Nebraska | 478 | 1 | 212,257 | 204,524 | 2,183 | 62% | 70% |
| Utah | 384 | 3 | 387,814 | 380,034 | 2,137 | -13% | -31% |
| Idaho | 301 | 2 | 182,182 | 176,145 | 1,974 | -6% | -61% |
| South Dakota | 169 | 0 | 118,680 | 114,162 | 1,938 | 10% | -32% |
| Delaware | 319 | 1 | 96,806 | 91,042 | 1,567 | 7% | -40% |
| North Dakota | 156 | 0 | 103,974 | 100,366 | 1,499 | 56% | -67% |
| Montana | 145 | 6 | 105,333 | 101,975 | 1,477 | -20% | 71% |
| New Hampshire | 401 | 2 | 86,521 | 79,883 | 1,249 | 39% | -6% |
| DC | 117 | 2 | 45,234 | 42,414 | 1,074 | 11% | 53% |
| Maine | 289 | 1 | 52,277 | 48,027 | 746 | 29% | 87% |
| Wyoming | 55 | 1 | 56,619 | 55,098 | 701 | -1% | 50% |
| Hawaii | 119 | 1 | 31,489 | 29,449 | 467 | 44% | 44% |
| Alaska | 169 | 0 | 64,081 | 61,381 | 313 | 24% | -86% |
| Vermont | 181 | 1 | 20,373 | 17,704 | 229 | 48% | 0% |

*Change from 14d ago:
Compares 14d-avgs. of Daily New Cases/Deaths
today with 14d-avgs. from 14d ago

Estimated Recovered: Cases 14d ago - Deaths today

Two states, **Vermont** and **Michigan**, recorded more than a 5% increase in total cases from 7 days ago (+5.7% and +5.3% respectively)

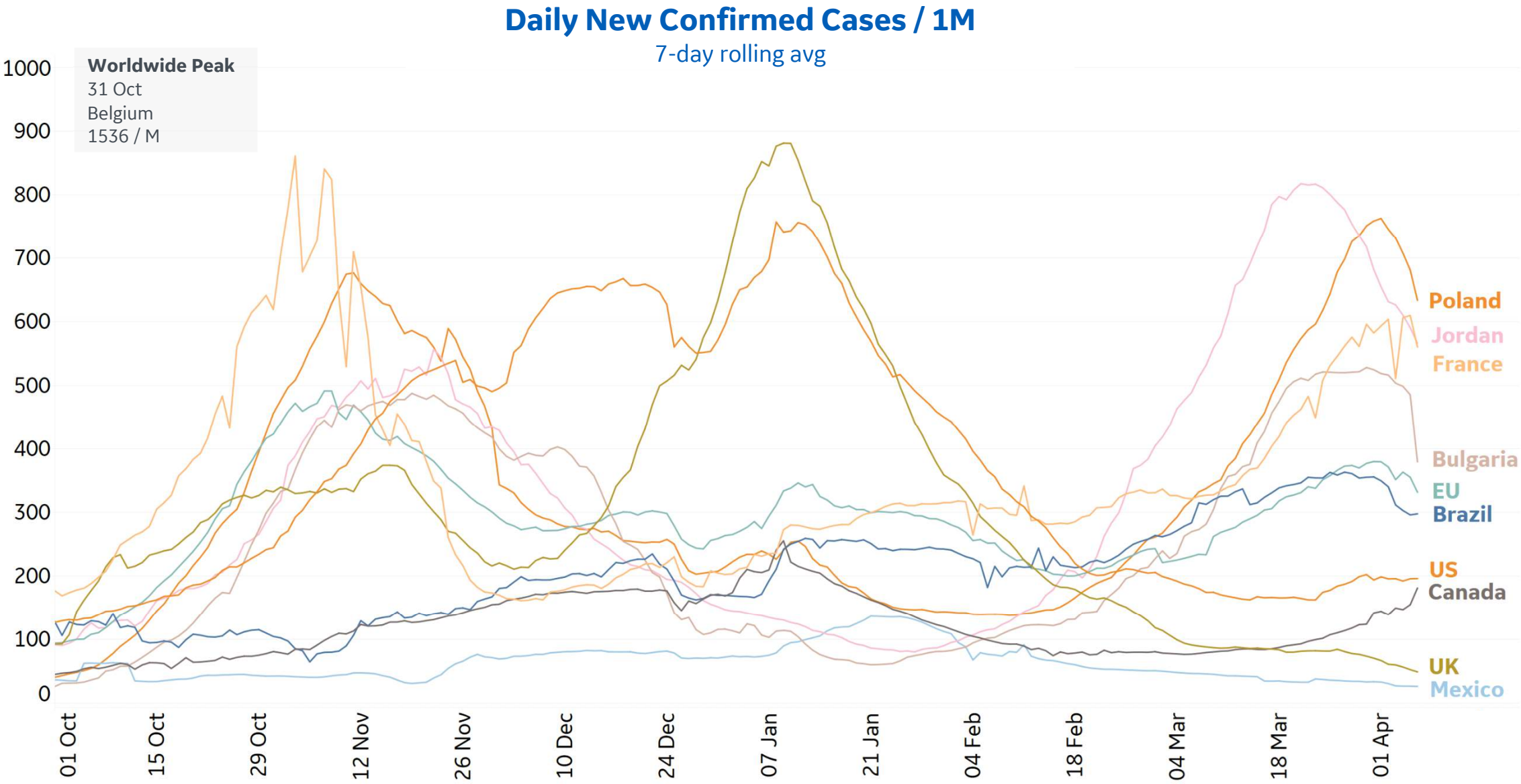
Sorted by Raw Total Deaths

N/As due to states revising and updating case counts



New Confirmed Cases in Select Countries

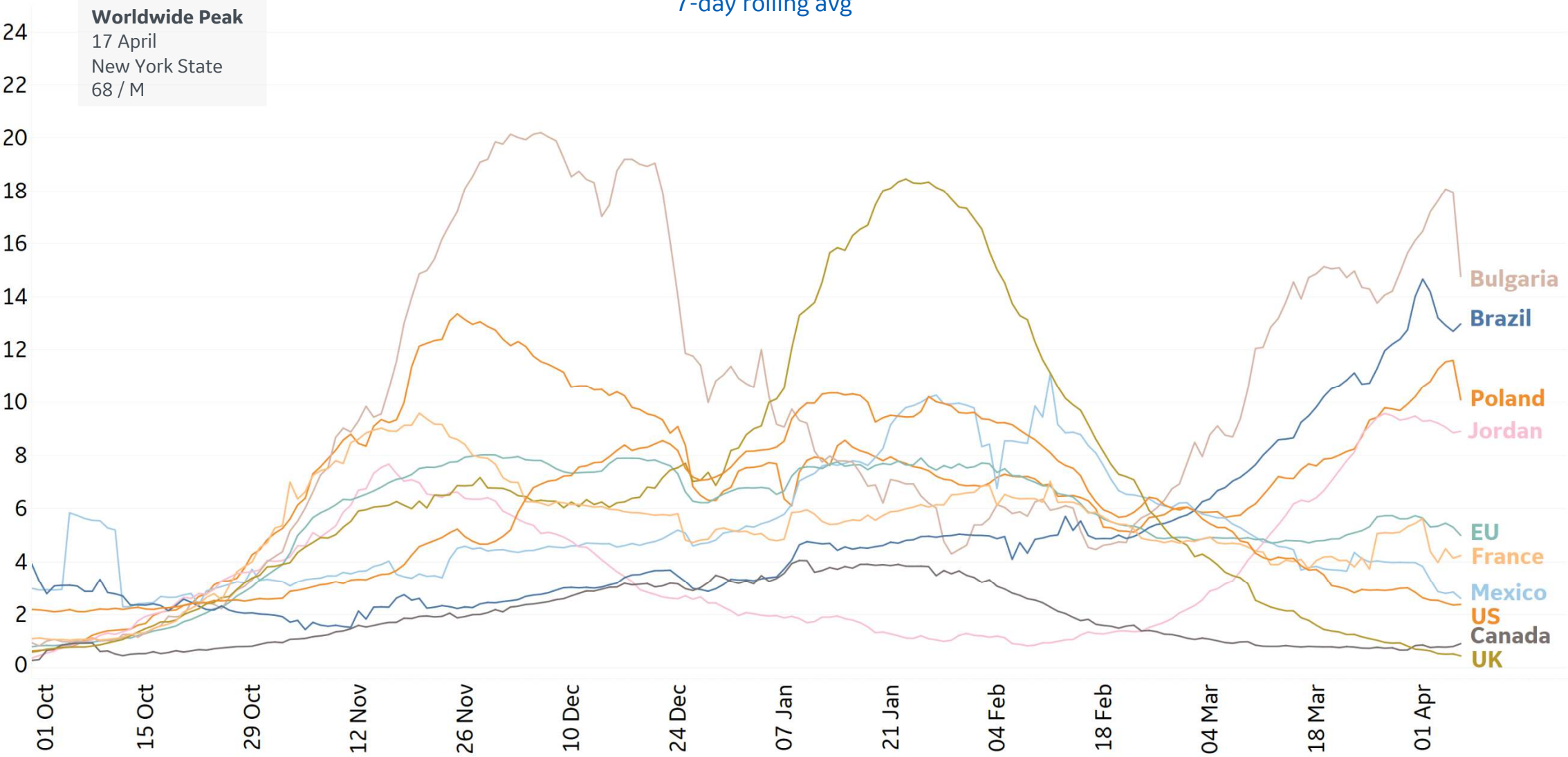
Updated 7 Apr 2021, 3:30 GMT 7





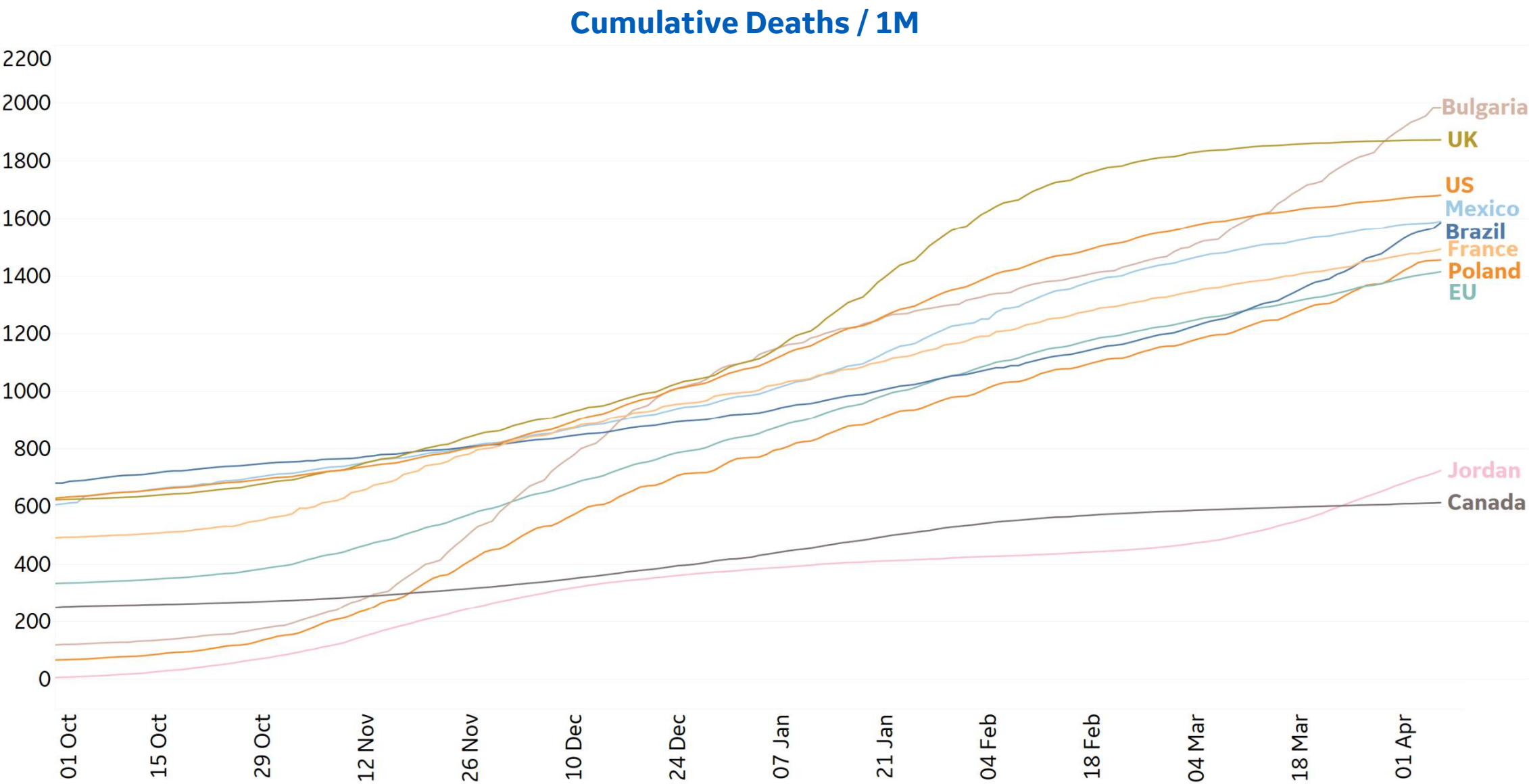
New Deaths in Select Countries

Daily New Deaths / 1M
7-day rolling avg



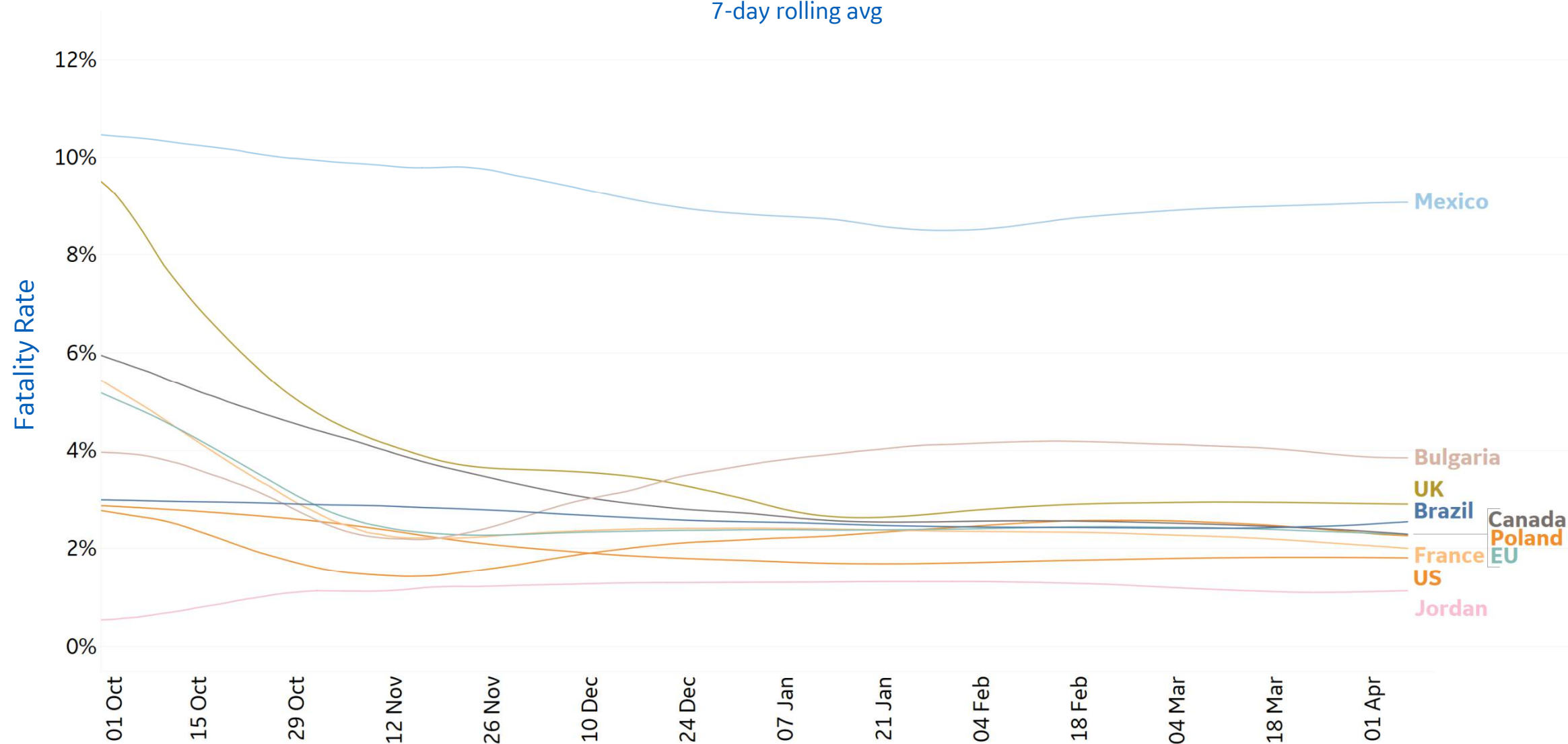


Cumulative Deaths in Select Countries





7-day rolling avg





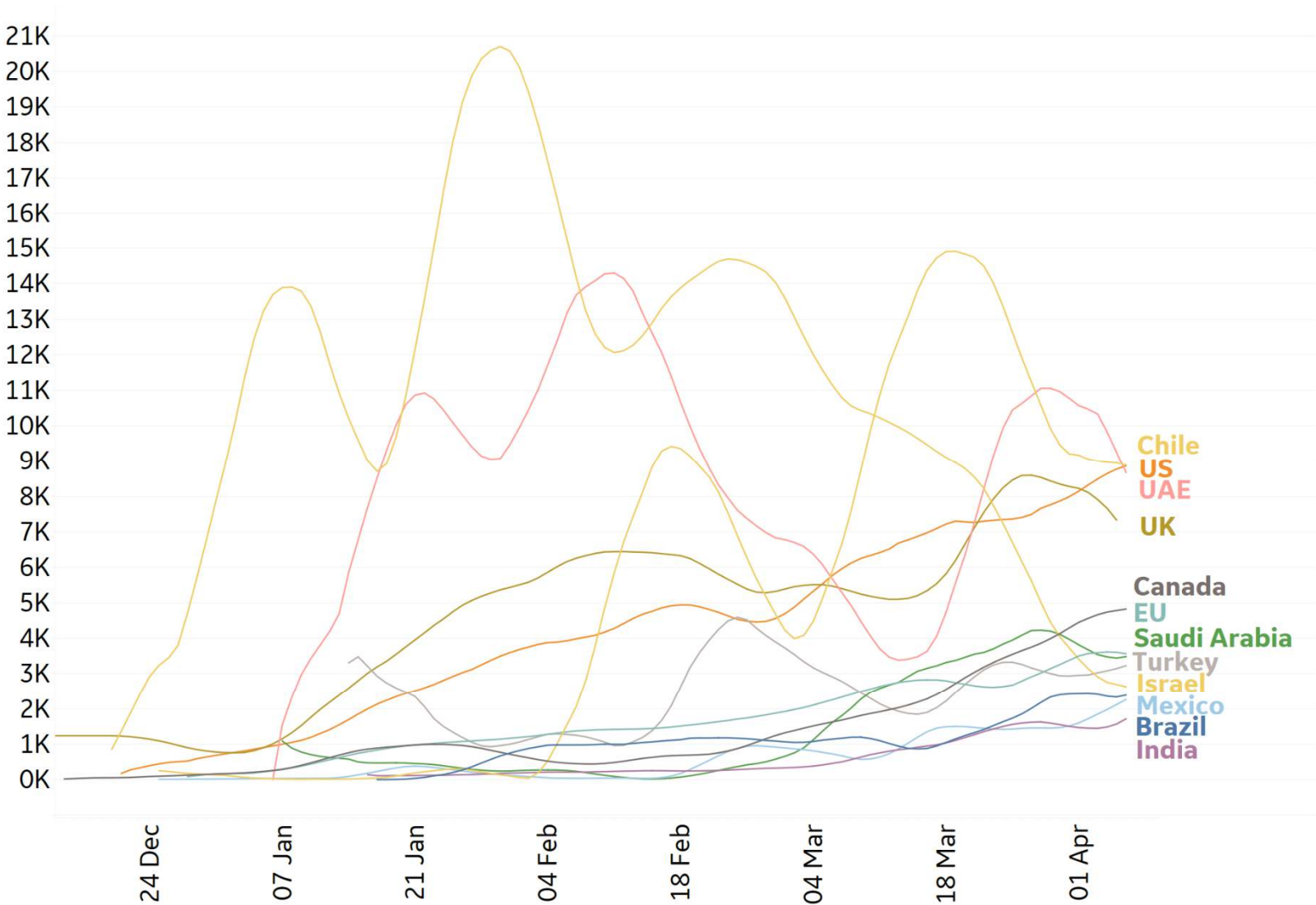
Daily & Total Vaccinations, Select Countries

Updated 7 Apr 2021, 3:30 GMT

11

Select countries with data available

Daily New Vaccinations / 1M, 7-day avg



| | Total Vax per 1M | % of Population FULLY Vaccinated |
|--------------|------------------|----------------------------------|
| Israel | 1,173,115 | 56.3% |
| UAE | 875,546 | |
| Chile | 591,314 | 21.9% |
| UK | 546,785 | 8.1% |
| US | 509,338 | 19.0% |
| Hungary | 366,724 | 10.4% |
| Turkey | 205,929 | 8.6% |
| Spain | 192,943 | 6.2% |
| France | 191,149 | 4.8% |
| Italy | 190,383 | 5.9% |
| Portugal | 190,277 | 5.7% |
| EU | 185,634 | 5.5% |
| Germany | 179,928 | 5.4% |
| Canada | 179,073 | 1.9% |
| Saudi Arabia | 152,489 | |
| Brazil | 107,503 | 2.4% |
| Mexico | 75,043 | 1.0% |
| India | 63,099 | 0.8% |

*Total Vax and % Fully Vaccinated use most current reported data per country



US State Vaccinations to Date



| State | % Fully Vaccinated | % Rec'd at Least 1 Dose | Population |
|---------------|--------------------|-------------------------|------------|
| New Mexico | 26.3% | 41.2% | 2,096,829 |
| South Dakota | 25.0% | 37.8% | 884,659 |
| Rhode Island | 24.9% | 36.8% | 1,059,361 |
| Alaska | 24.5% | 35.4% | 731,545 |
| Maine | 23.8% | 38.7% | 1,344,212 |
| Connecticut | 23.6% | 39.0% | 3,565,287 |
| North Dakota | 23.2% | 34.6% | 762,062 |
| Vermont | 22.7% | 37.8% | 623,989 |
| New Jersey | 21.9% | 37.2% | 8,882,190 |
| Minnesota | 21.8% | 34.9% | 5,639,632 |
| Iowa | 21.8% | 34.0% | 3,155,070 |
| Massachusetts | 21.8% | 38.5% | 6,892,503 |
| Montana | 21.6% | 33.3% | 1,068,778 |
| Hawaii | 21.4% | 34.2% | 1,415,872 |
| Wisconsin | 21.4% | 35.3% | 5,822,434 |
| New York | 21.3% | 34.7% | 19,453,561 |
| West Virginia | 21.3% | 31.9% | 1,792,147 |
| Nebraska | 21.1% | 33.7% | 1,934,408 |
| Washington | 20.8% | 33.2% | 7,614,893 |
| Wyoming | 20.7% | 29.2% | 578,759 |
| Oklahoma | 20.5% | 33.3% | 3,956,971 |
| Kentucky | 20.3% | 33.5% | 4,467,673 |
| Maryland | 20.2% | 34.5% | 6,045,680 |
| New Hampshire | 20.1% | 42.0% | 1,359,711 |
| Virginia | 19.8% | 35.2% | 8,535,519 |

18.7%
Total US population
fully vaccinated
(**187,076 per million**)

32.1%
Total US population
having received
at least 1 dose
(**321,343 per million**)

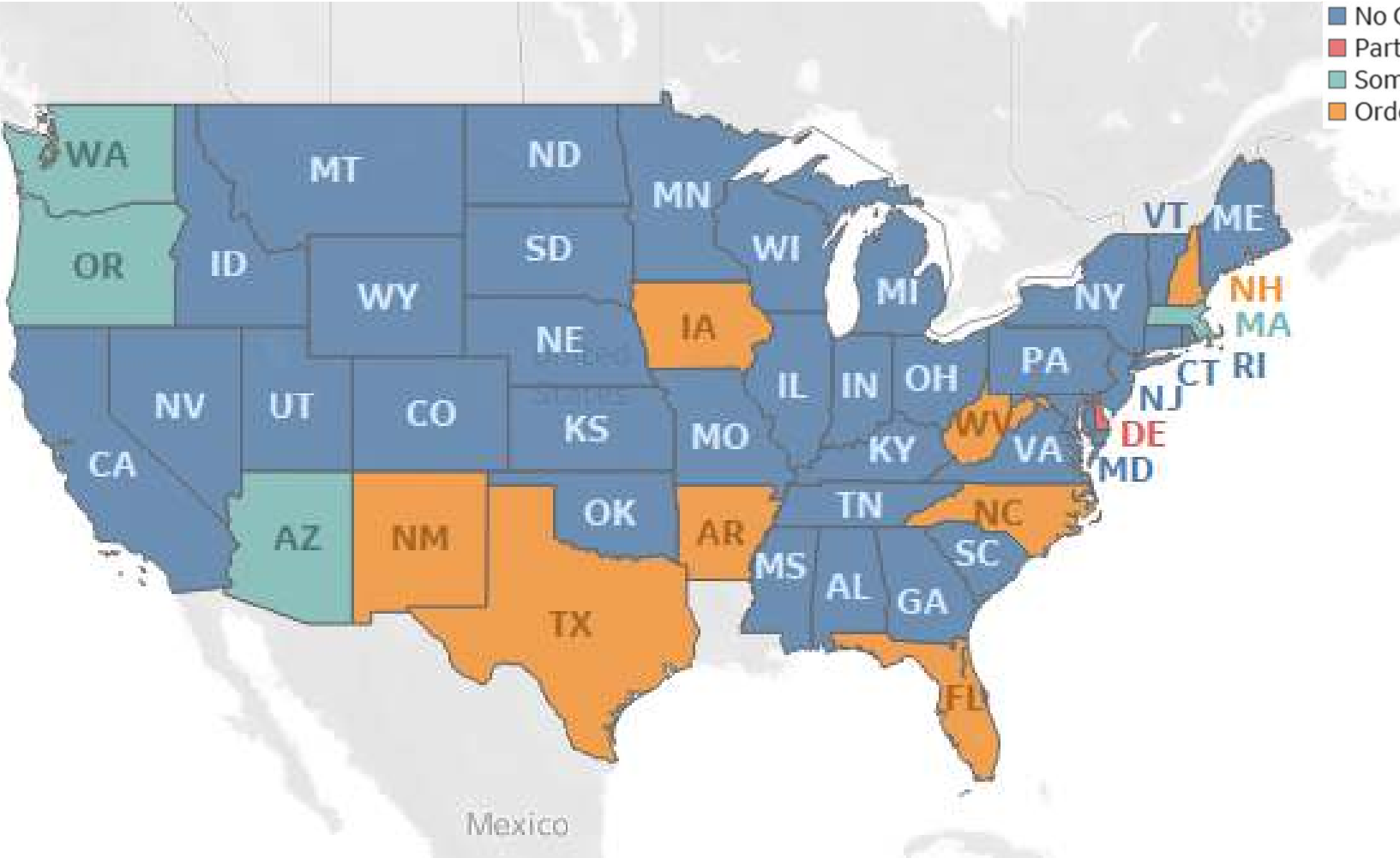
*Fully vaccinated people are persons who
have received all doses required per vaccine*

| State | % Fully Vaccinated | % Rec'd at Least 1 Dose | Population |
|----------------|--------------------|-------------------------|------------|
| Colorado | 19.6% | 33.6% | 5,758,736 |
| Michigan | 19.5% | 31.6% | 9,986,857 |
| Kansas | 19.3% | 34.0% | 2,913,314 |
| Oregon | 19.2% | 31.5% | 4,217,737 |
| Ohio | 19.2% | 32.4% | 11,689,100 |
| Arizona | 19.2% | 32.3% | 7,278,717 |
| Pennsylvania | 19.1% | 35.4% | 12,801,989 |
| Indiana | 18.6% | 27.7% | 6,732,219 |
| Illinois | 18.6% | 34.6% | 12,671,821 |
| Louisiana | 18.4% | 27.8% | 4,648,794 |
| Delaware | 18.4% | 34.9% | 973,764 |
| Idaho | 18.4% | 28.3% | 1,787,065 |
| California | 18.3% | 34.5% | 39,512,223 |
| North Carolina | 18.3% | 31.2% | 10,488,084 |
| Nevada | 18.2% | 30.1% | 3,080,156 |
| Florida | 18.1% | 30.8% | 21,477,737 |
| Missouri | 17.6% | 28.6% | 6,137,428 |
| Mississippi | 16.9% | 26.0% | 2,976,149 |
| South Carolina | 16.8% | 29.3% | 5,148,714 |
| Texas | 16.5% | 28.9% | 28,995,881 |
| Arkansas | 16.2% | 28.8% | 3,017,804 |
| Tennessee | 15.6% | 27.4% | 6,829,174 |
| Alabama | 14.8% | 25.9% | 4,903,185 |
| Utah | 13.8% | 28.9% | 3,205,958 |
| Georgia | 13.4% | 26.5% | 10,617,423 |



Feature: School Policies in US States

Updated 7 Apr 2021, 3:30 GMT 13



- No Order in Effect
- Partial Closure in Effect
- Some Grades Ordered Open
- Ordered Open

*Data thru 5 Apr 2021

Source: Education Week, Where are Schools Required to be Open?



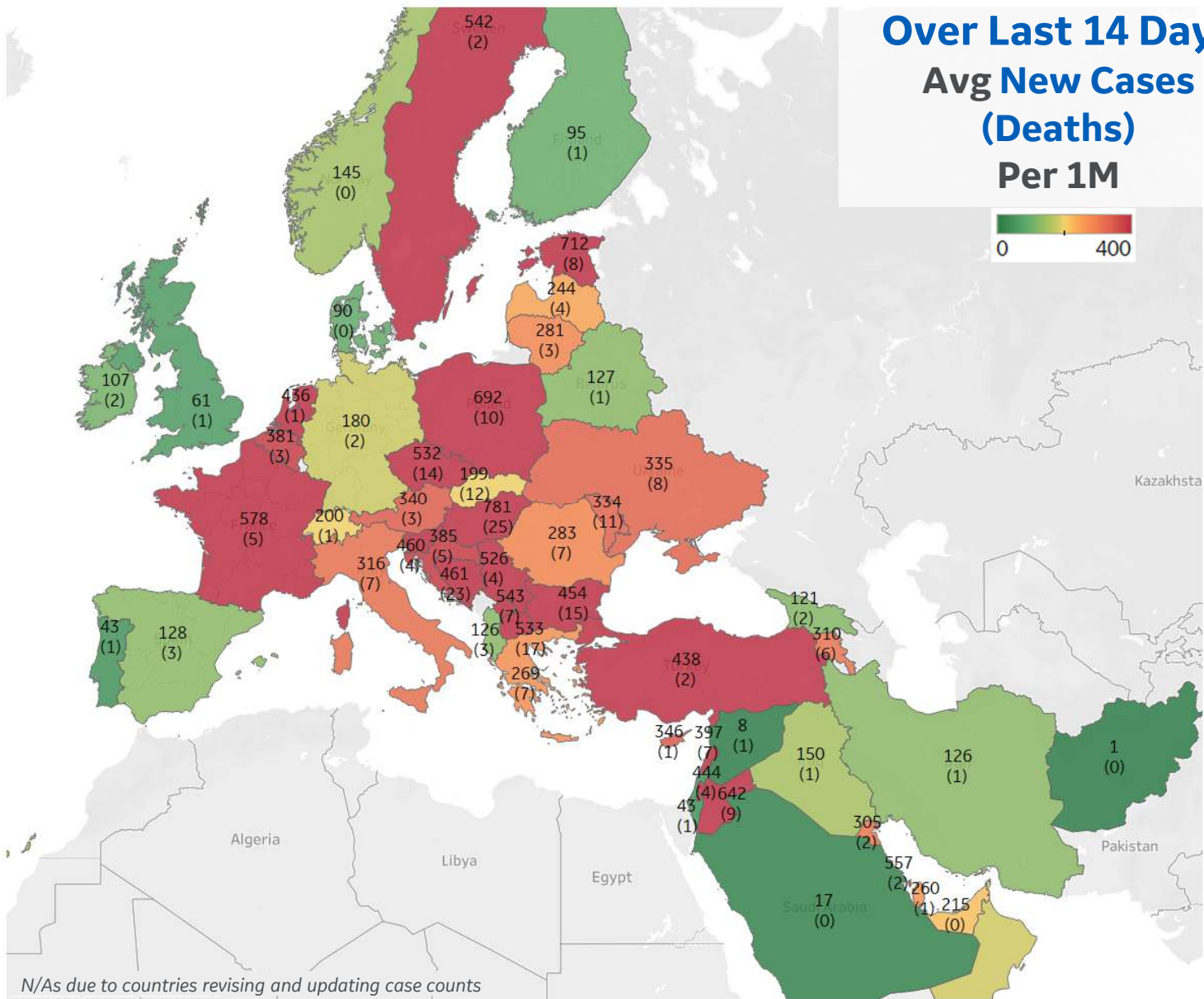
Per 1M in Region

| | Today | Change |
|--------------|---------|--------|
| Active Cases | 20,397 | +0.2% |
| Confirmed | 225 new | +0.5% |
| Deaths | 4 new | +0.3% |
| Recovered | 182 new | +0.7% |

Most Daily New Cases / 1M

| | |
|-----------------|-----|
| Hungary | 781 |
| Estonia | 712 |
| Poland | 692 |
| Jordan | 642 |
| France | 578 |
| Bahrain | 557 |
| Kosovo | 543 |
| Sweden | 542 |
| North Macedonia | 533 |
| Czechia | 532 |

* Excludes regions with population < 1M





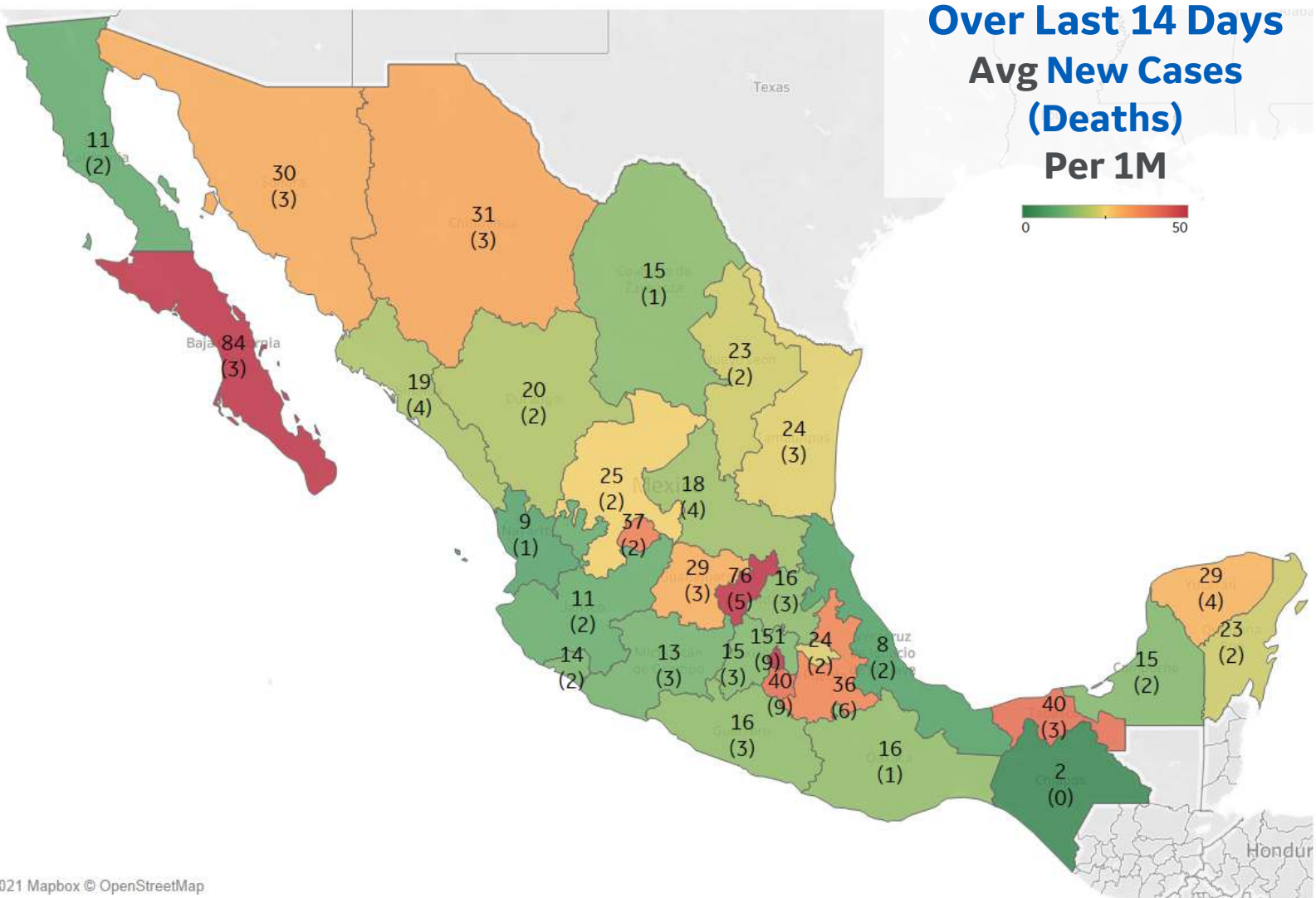
Mexico

Per 1M in Region

| | Today | Change |
|--------------|--------|--------|
| Active Cases | 2,220 | +1.5% |
| Confirmed | 37 new | +0.2% |
| Deaths | 5 new | +0.3% |
| Recovered | 0 new | +0.0% |

Most Daily New Cases / 1M

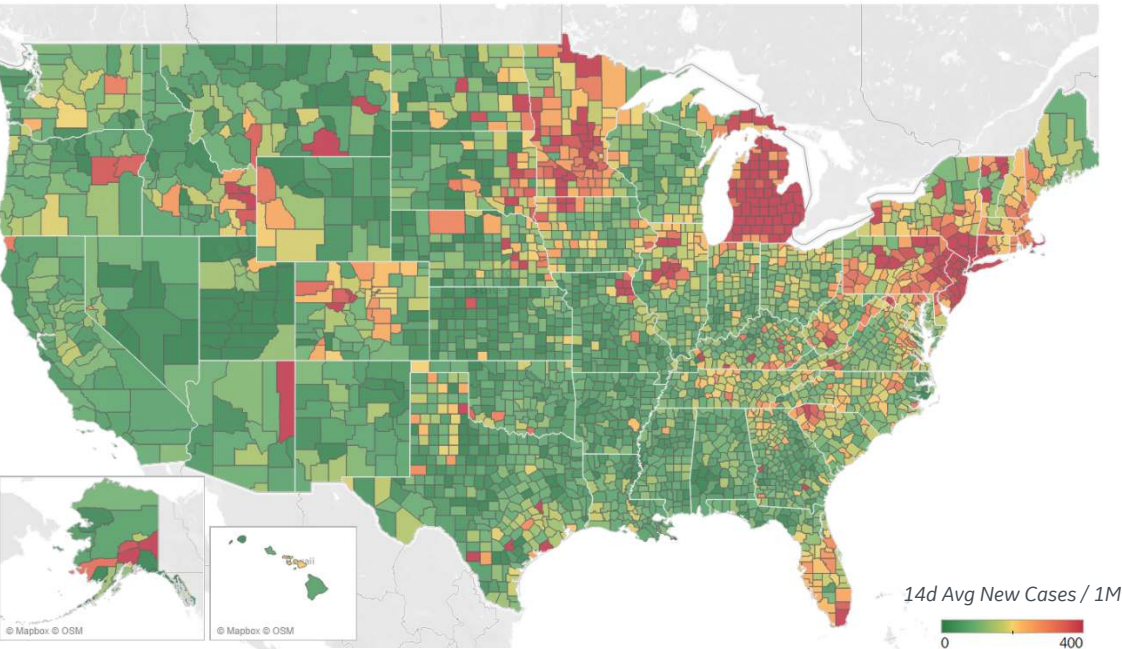
| | |
|---------------------|-----|
| Distrito Federal | 151 |
| Baja California Sur | 84 |
| Querétaro | 76 |
| Tabasco | 40 |
| Morelos | 40 |
| Aguascalientes | 37 |
| Puebla | 36 |
| Chihuahua | 31 |
| Sonora | 30 |
| Nacional | 30 |





US Counties: Recent Cases and Deaths

Average New Cases per 1M Over Last 14 Days

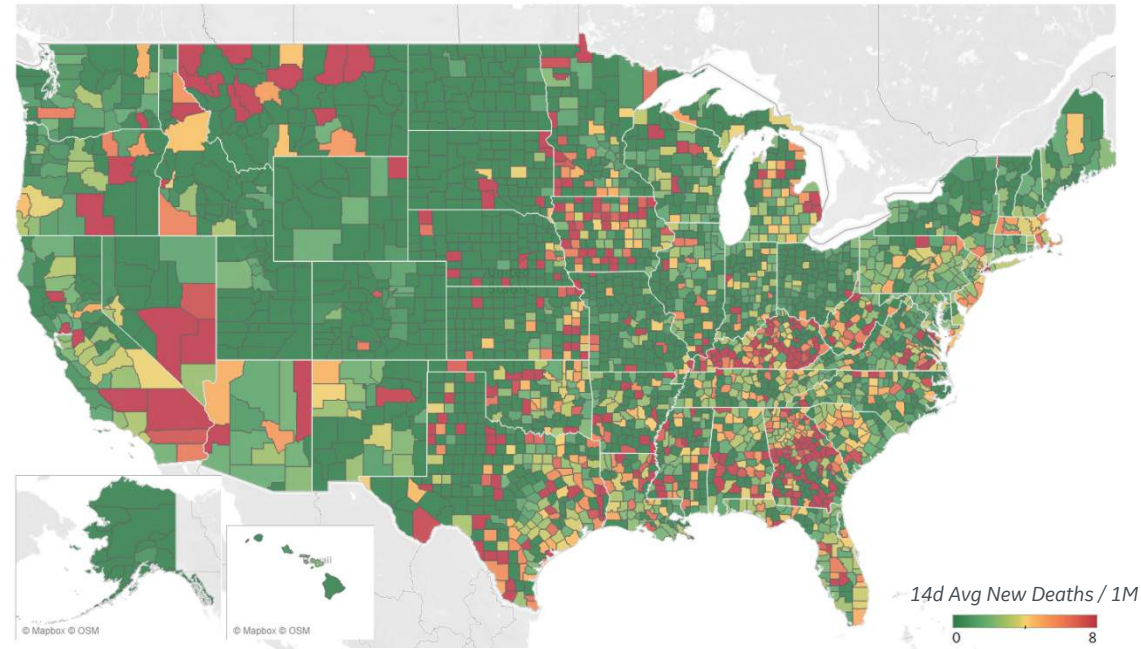


Top 10 by New Confirmed

Avg New Confirmed Cases / 1M

| | |
|---------------------|-----|
| Macomb County, MI | 986 |
| Genesee County, MI | 683 |
| New York City* | 646 |
| Wayne County, MI | 629 |
| Oakland County, MI | 628 |
| Ottawa County, MI | 594 |
| Ingham County, MI | 586 |
| Passaic County, NJ | 577 |
| Orange County, NY | 557 |
| Monmouth County, NJ | 556 |

Average New Deaths per 1M Over Last 14 Days



Top 10 by New Deaths

Avg New Deaths/ 1M

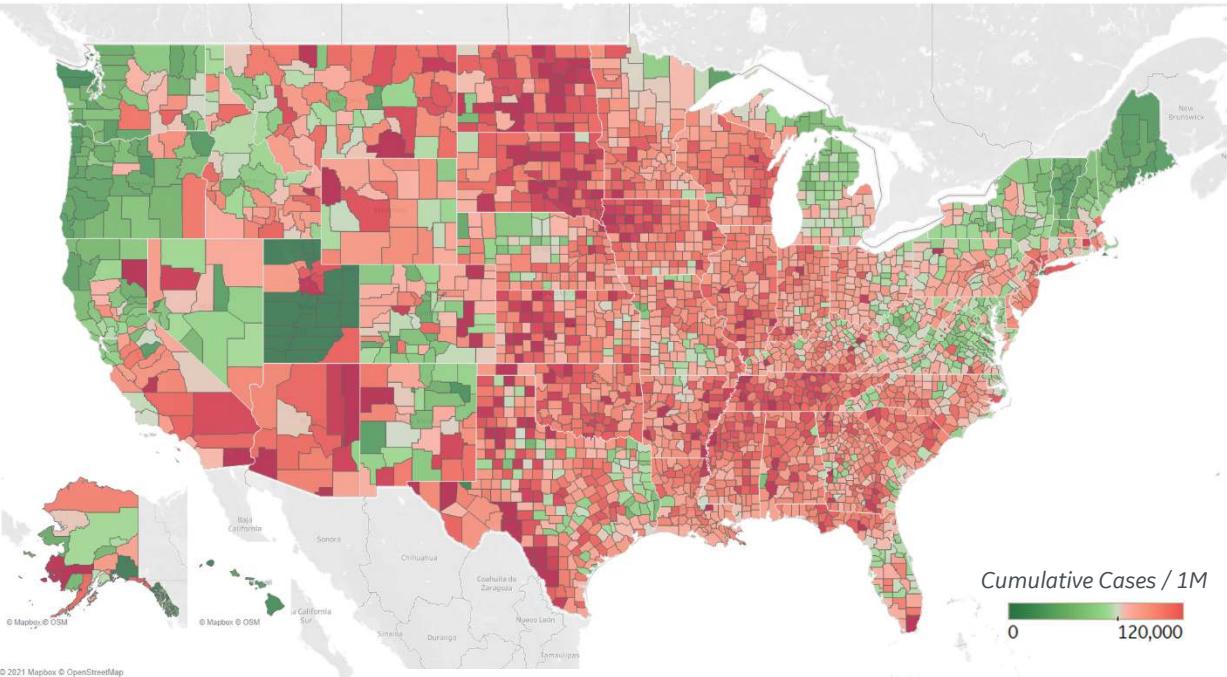
| | |
|---------------------------|----|
| San Bernardino County, CA | 14 |
| Kern County, CA | 12 |
| San Joaquin County, CA | 9 |
| New York City* | 8 |
| Solano County, CA | 8 |
| Riverside County, CA | 7 |
| Bristol County, MA | 7 |
| Wake County, NC | 7 |
| Polk County, FL | 6 |
| Jefferson County, KY | 6 |

Note: Lists includes counties $\geq 250K$ population



US Counties: Cumulative Cases and Deaths

Confirmed **Cases** per 1M to date

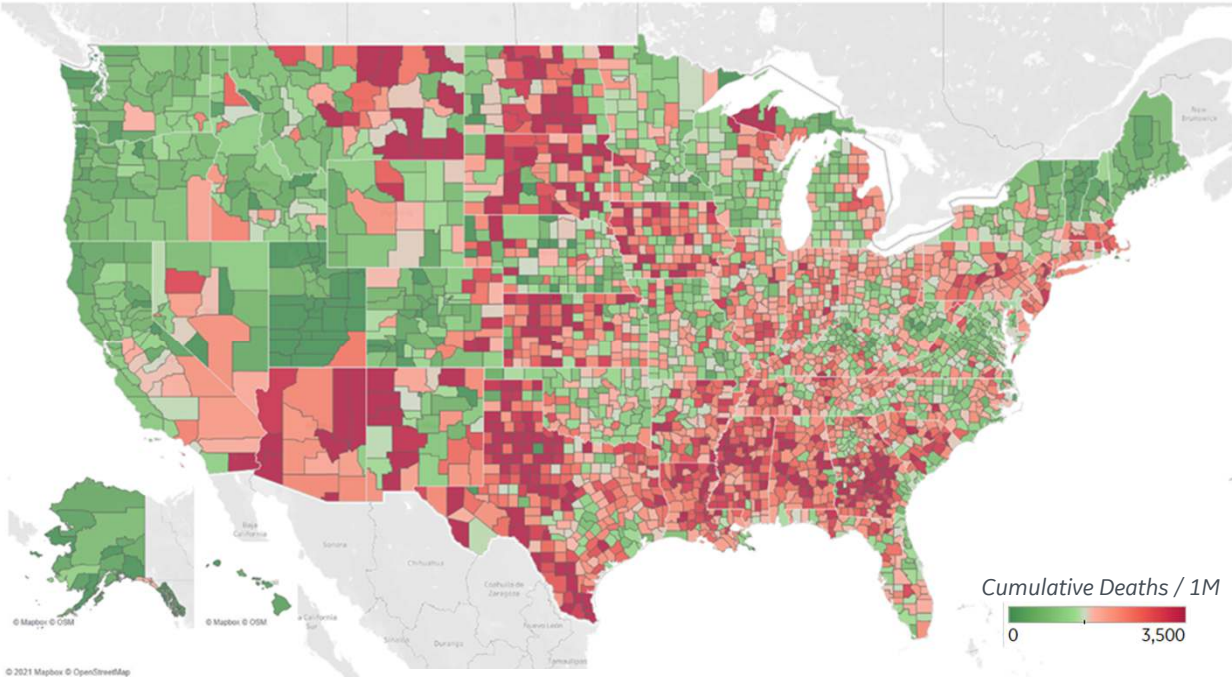


Top 10 Counties

Total Confirmed Cases / 1M

| | |
|---------------------------|---------|
| Miami-Dade County, FL | 166,859 |
| Lubbock County, TX | 156,638 |
| Webb County, TX | 156,312 |
| El Paso County, TX | 155,447 |
| Utah County, UT | 146,748 |
| Providence County, RI | 138,962 |
| Rockland County, NY | 136,235 |
| Greenville County, SC | 134,900 |
| San Bernardino County, CA | 133,815 |
| Passaic County, NJ | 131,759 |

Reported **Deaths** per 1M to date



Top 10 Counties

Total Reported Deaths / 1M

| | |
|--------------------|-------|
| New York City* | 5,870 |
| Cameron County, TX | 3,753 |
| Passaic County, NJ | 3,595 |
| Essex County, NJ | 3,517 |
| Union County, NJ | 3,358 |
| Ocean County, NJ | 3,310 |
| Hidalgo County, TX | 3,194 |
| Hudson County, NJ | 3,180 |
| Hampden County, MA | 3,128 |
| El Paso County, TX | 3,060 |

* New York City counties aggregated into one reporting area

Note: Lists includes counties $\geq 250K$ population



Per 1M in Region

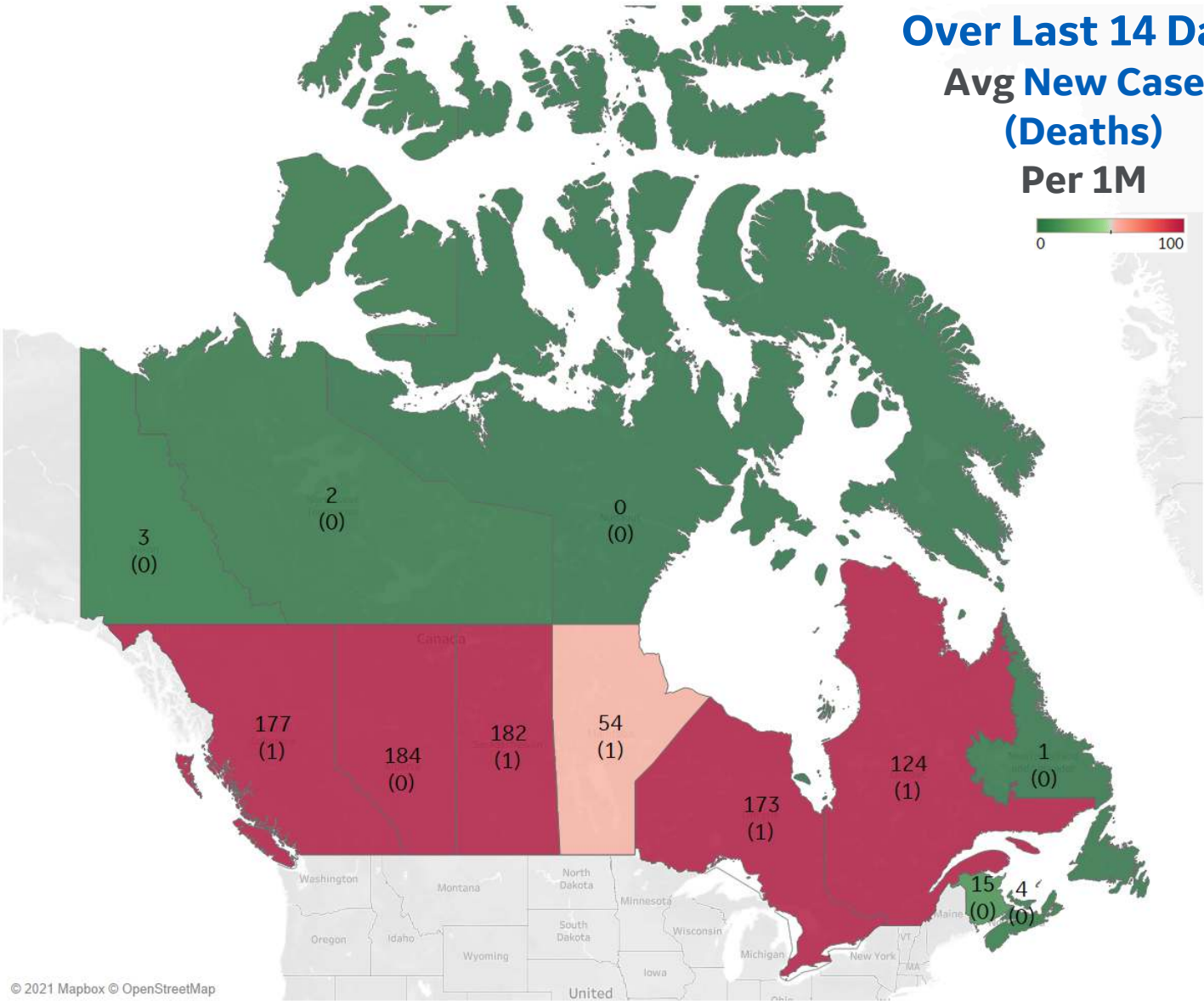
| | Today | Change |
|--------------|---------|--------|
| Active Cases | 1,568 | +4.5% |
| Confirmed | 284 new | +1.1% |
| Deaths | 1 new | +0.2% |
| Recovered | 216 new | +0.9% |

Most Daily New Cases / 1M

| | |
|------------------|-----|
| Alberta | 184 |
| Saskatchewan | 182 |
| British Columbia | 177 |
| Ontario | 173 |
| Quebec | 124 |
| Manitoba | 54 |

* Excludes regions with population < 1M

Over Last 14 Days
Avg New Cases
(Deaths)
Per 1M





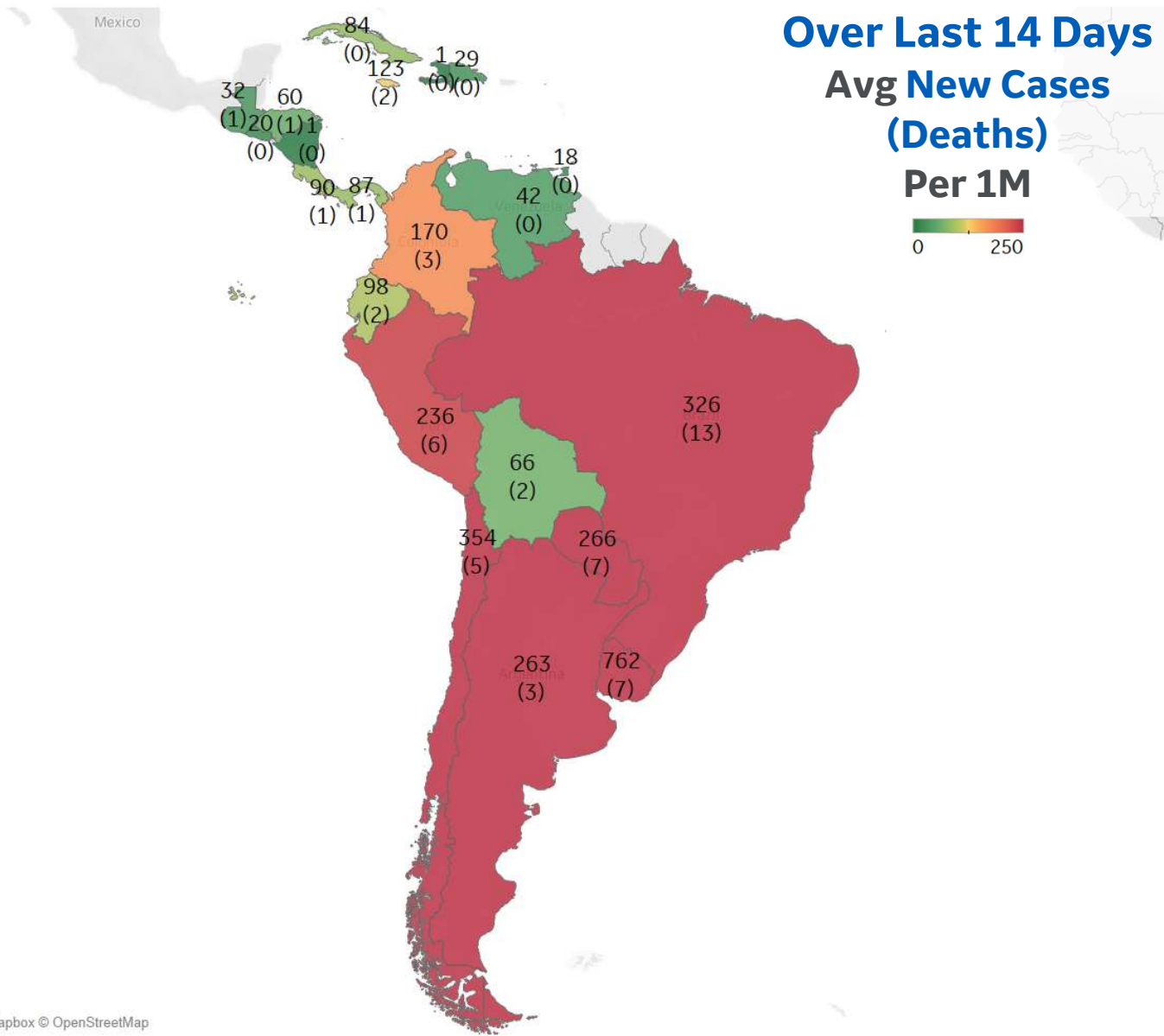
Per 1M in Region

| | Today | Change |
|--------------|---------|--------|
| Active Cases | 3,880 | +2.6% |
| Confirmed | 273 new | +0.6% |
| Deaths | 9 new | +0.8% |
| Recovered | 164 new | +0.4% |

Most Daily New Cases / 1M

| | |
|------------|-----|
| Uruguay | 762 |
| Chile | 354 |
| Brazil | 326 |
| Paraguay | 266 |
| Argentina | 263 |
| Peru | 236 |
| Colombia | 170 |
| Jamaica | 123 |
| Ecuador | 98 |
| Costa Rica | 90 |

* Excludes regions with population < 1M





Brazil

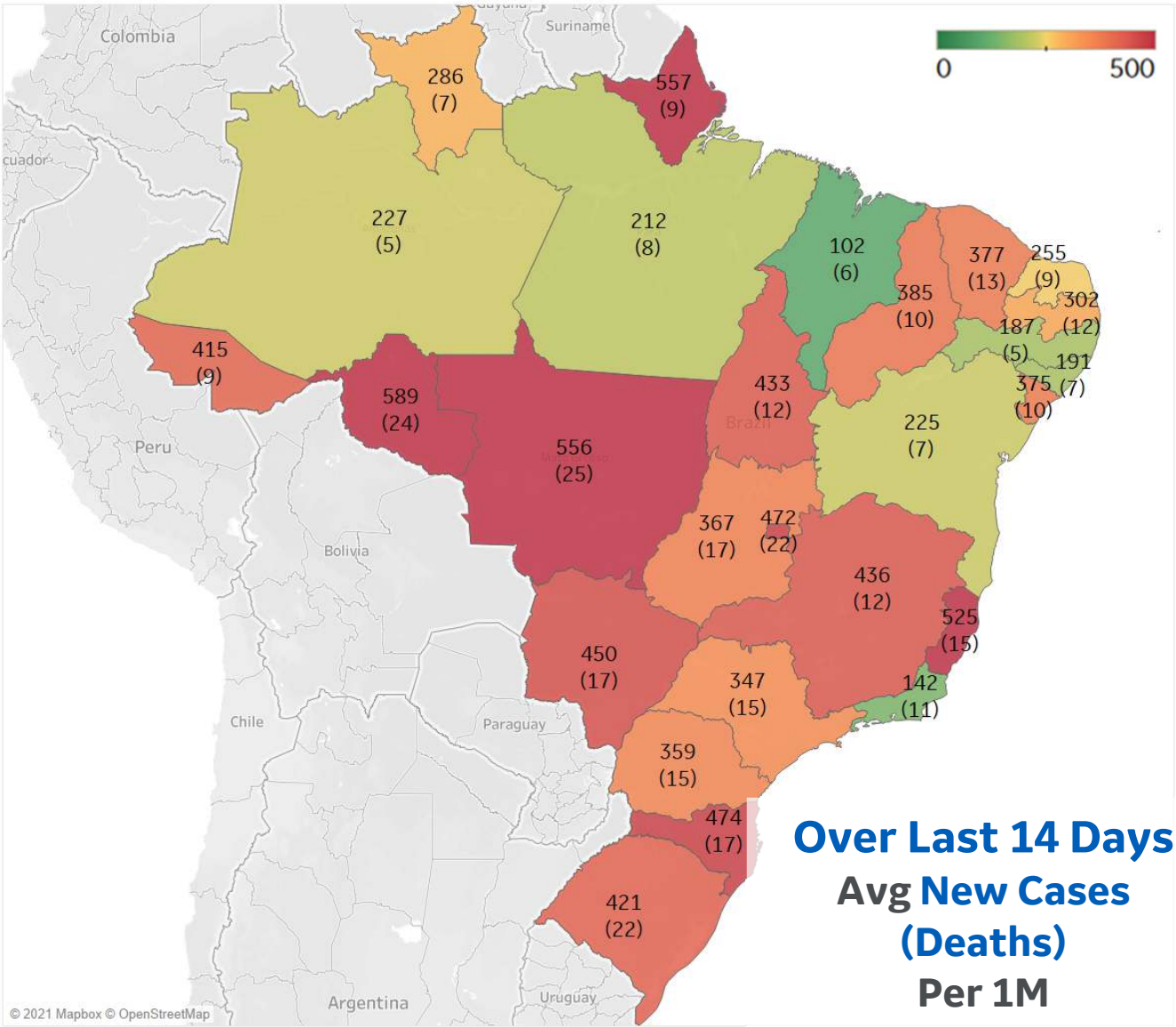
Per 1M in Region

| | Today | Change |
|--------------|---------|--------|
| Active Cases | 6,135 | +2.3% |
| Confirmed | 409 new | +0.7% |
| Deaths | 20 new | +1.3% |
| Recovered | 254 new | +0.5% |

Most Daily New Cases / 1M

| | |
|------------------|-----|
| Rondônia | 589 |
| MatoGrosso | 556 |
| Espírito Santo | 525 |
| Santa Catarina | 474 |
| Distrito Federal | 472 |
| MatoGrosso do .. | 450 |
| Minas Gerais | 436 |
| Tocantins | 433 |
| Rio Grande do .. | 421 |
| Piauí | 385 |

* Excludes regions with population < 1M





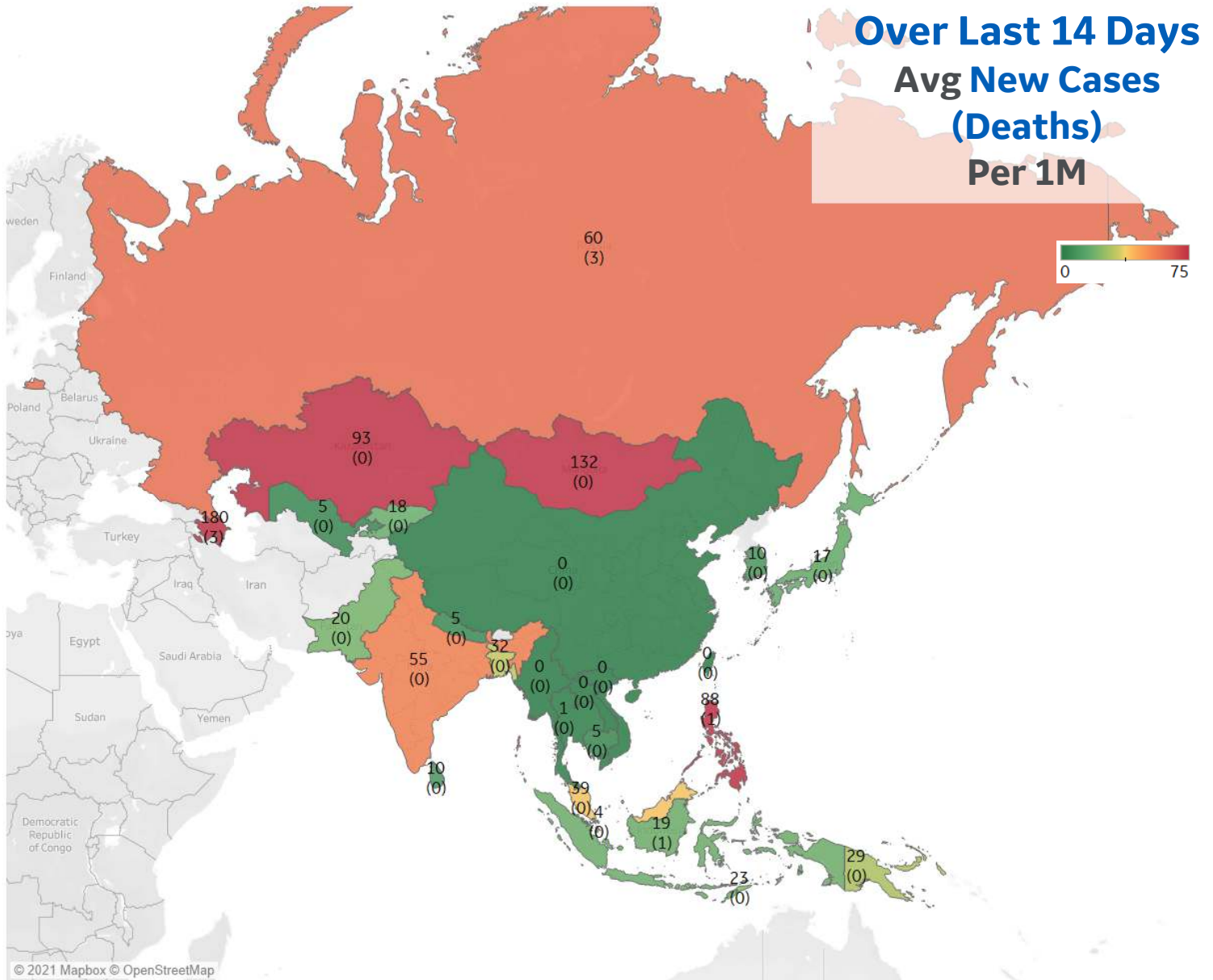
Per 1M in Region

| | Today | Change |
|--------------|---------|--------|
| Active Cases | 384 | +4.4% |
| Confirmed | 37 new | +0.7% |
| Deaths | 0.4 new | +0.5% |
| Recovered | 20 new | +0.4% |

Most Daily New Cases / 1M

| | |
|------------------|-----|
| Azerbaijan | 180 |
| Mongolia | 132 |
| Kazakhstan | 93 |
| Philippines | 88 |
| Russia | 60 |
| India | 55 |
| Malaysia | 39 |
| Bangladesh | 32 |
| Papua New Guin.. | 29 |
| Timor-Leste | 23 |

* Excludes regions with population < 1M



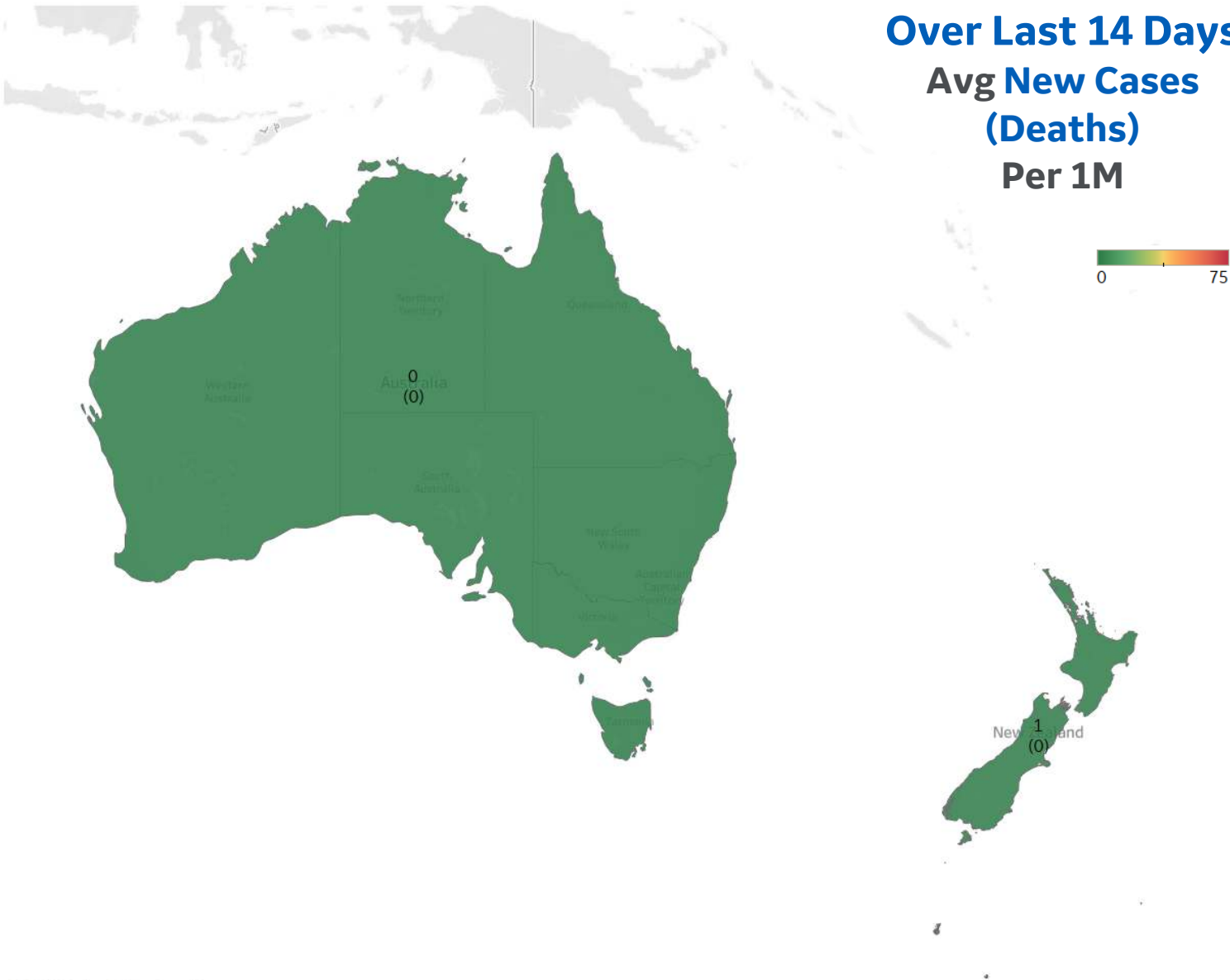


Per 1M in Region

| | Today | Change |
|--------------|-------|--------|
| Active Cases | 176 | +0.4% |
| Confirmed | 1 new | +0.07% |
| Deaths | 0 new | +0% |
| Recovered | 0 new | +0% |

Most Daily New Cases / 1M

| | |
|-------------|---|
| New Zealand | 1 |
| Australia | 0 |



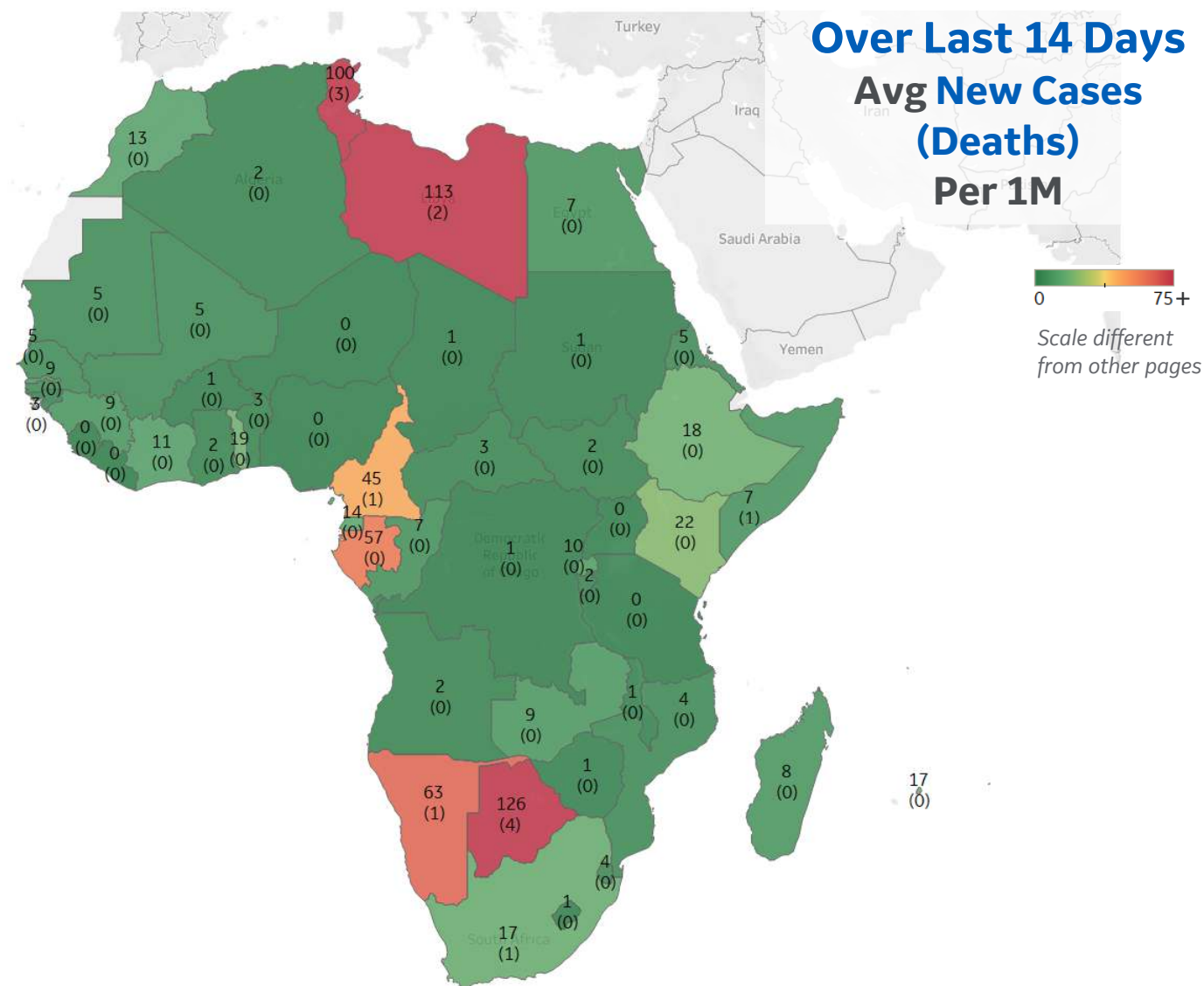


| | Today | Change |
|--------------|---------|--------|
| Active Cases | 251 | -0.6% |
| Confirmed | 7 new | +0.2% |
| Deaths | 0.2 new | +0.2% |
| Recovered | 9 new | +0.3% |

| | Today | Change |
|--------------|---------|--------|
| Active Cases | 251 | -0.6% |
| Confirmed | 7 new | +0.2% |
| Deaths | 0.2 new | +0.2% |
| Recovered | 9 new | +0.3% |

| | |
|-----------|-----|
| Botswana | 126 |
| Libya | 113 |
| Tunisia | 100 |
| Namibia | 63 |
| Gabon | 57 |
| Cameroon | 45 |
| Kenya | 22 |
| Togo | 19 |
| Ethiopia | 18 |
| Mauritius | 17 |

* Excludes regions with population < 1M





Sources



** Per 1M = Per 1 Million Population unless otherwise noted

Worldwide Survival Rate, last 30d calculation =
[(Total Confirmed – Total Confirmed 30d ago) – (Total Deaths-Total Deaths 30d ago)] / (Total Confirmed – Total Confirmed 30d ago)

Johns Hopkins Coronavirus Resource Center:

<https://coronavirus.jhu.edu/map.html>

Worldometer Coronavirus Reporting:

<https://www.worldometers.info/coronavirus/>

Public Health England:

<https://www.gov.uk/government/publications/covid-19-track-coronavirus-cases>

US Department of Homeland Security, Homeland Infrastructure Foundation-Level Data:

<https://hifld-geoplatform.opendata.arcgis.com/datasets/hospitals>

National Health Commission of the PRC:

<http://www.nhc.gov.cn/xcs/yqtb/202003/bf66696029ba420098164607240074f8.shtml>

CDC, Severe Outcomes Among Patients with Coronavirus Disease 2019 (COVID-19):

<https://www.cdc.gov/mmwr/volumes/69/wr/mm6912e2.htm>

Italian Department of Civil Protection, COVID Monitoring:

<http://opendatadpc.maps.arcgis.com/apps/opsdashboard/index.html#/b0c68bce2cce478eaac82fe38d4138b1>

The COVID Tracking Project:

<https://covidtracking.com/data/>

UK Office for National Statistics:

<https://www.ons.gov.uk/peoplepopulationandcommunity/birthsdeathsandmarriages/deaths/bulletins/deathsregisteredweeklyinenglandandwalesprovisional/weekending24april2020>

European Centre for Disease Prevention and Control:

<https://www.ecdc.europa.eu/en/publications-data/download-data-hospital-and-icu-admission-rates-and-current-occupancy-covid-19>

Secretary of Health, Mexico:

<https://www.gob.mx/salud/en>

Canada Regional Data:

<https://health-infobase.canada.ca/covid-19/epidemiological-summary-covid-19-cases.html#fn1>

Canada Regional Populations (Q4 2019):

<https://www150.statcan.gc.ca/t1/tbl1/en/tv.action?pid=1710000901>

CDC COVID Data Tracker:

<https://covid.cdc.gov/covid-data-tracker/#vaccinations>

Oxford COVID-19 Government Response Tracker:

<https://www.bing.com/search?q=oxford+stringency+index+countries&PC=U316&FORM=CHROMN>

Education Week; Map: Where are Schools Required to be Open?

<https://www.edweek.org/leadership/map-where-are-schools-closed/2020/07>