



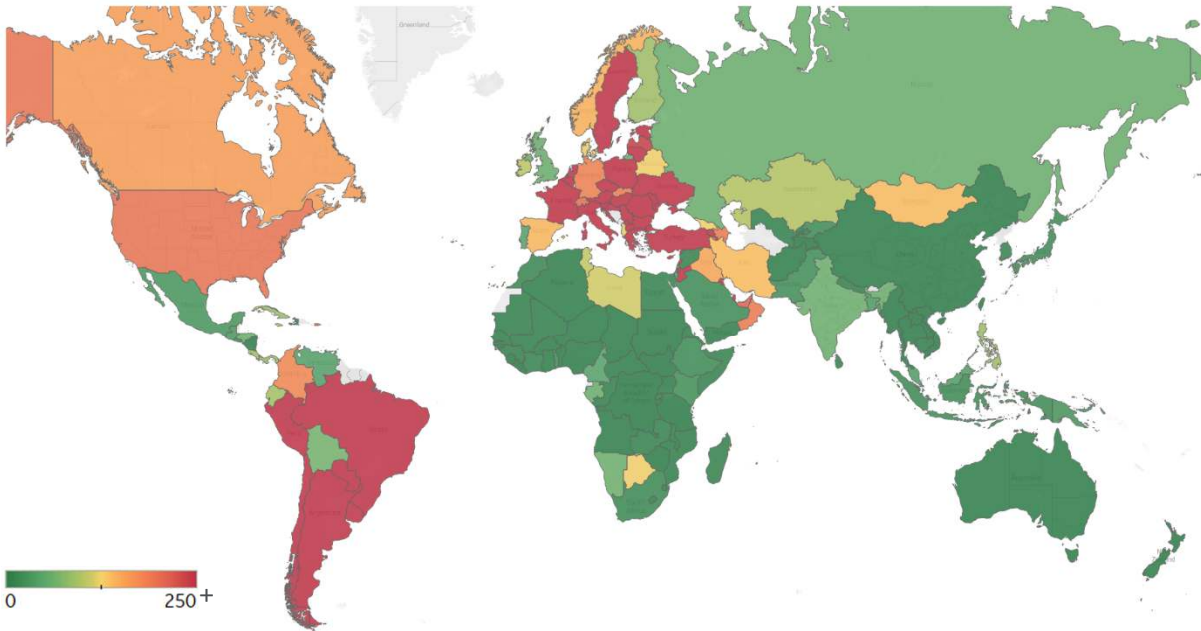
Global Confirmed & Active Cases

Trend since 22 Jan 2020



Avg. Daily New Cases / 1M

Over the last 14 days



Per 1M:	New Today	Change from 30 days ago
Active	25	+13%
Confirmed	88	+14%
Deaths	2	+11%
Recovered	62	+14%
	To Date	Last 30 Days
Worldwide Survival Rate	97.8%	98.2%

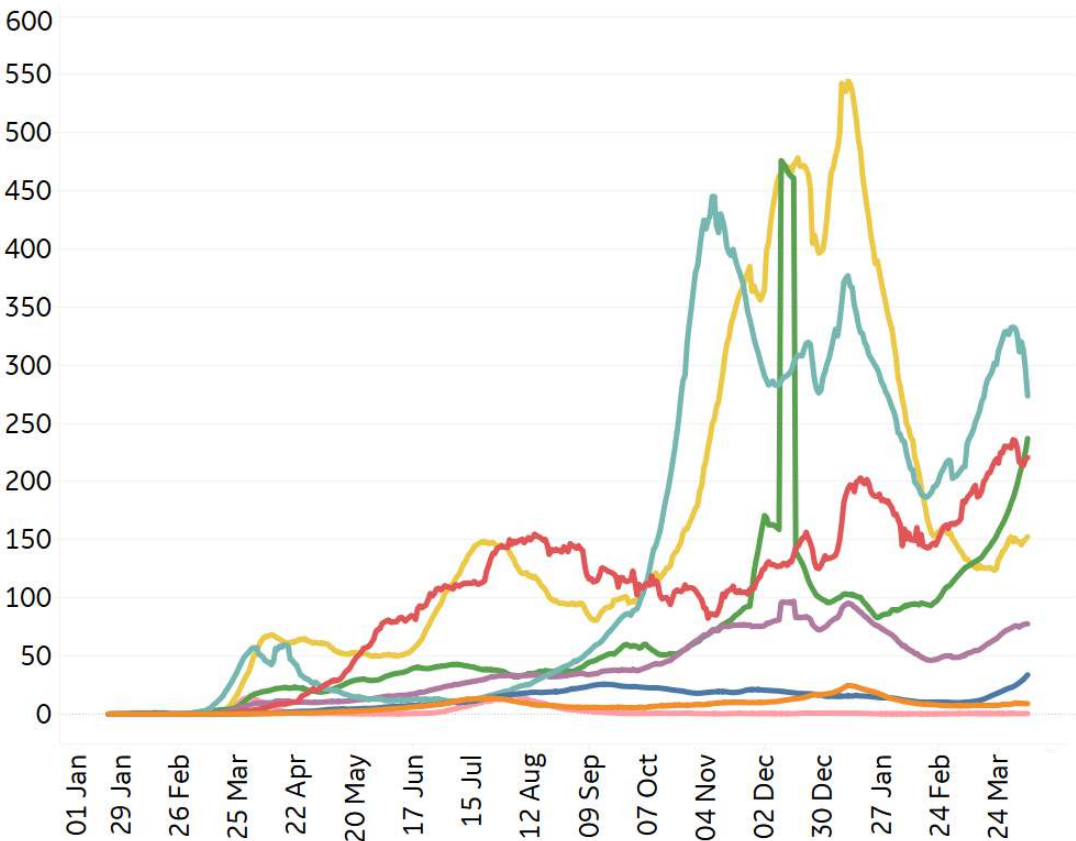


New Confirmed Cases & New Deaths

Key **World** **North America** **Europe** **Middle East** **Cent & South America** **Asia** **Africa** **Oceania**

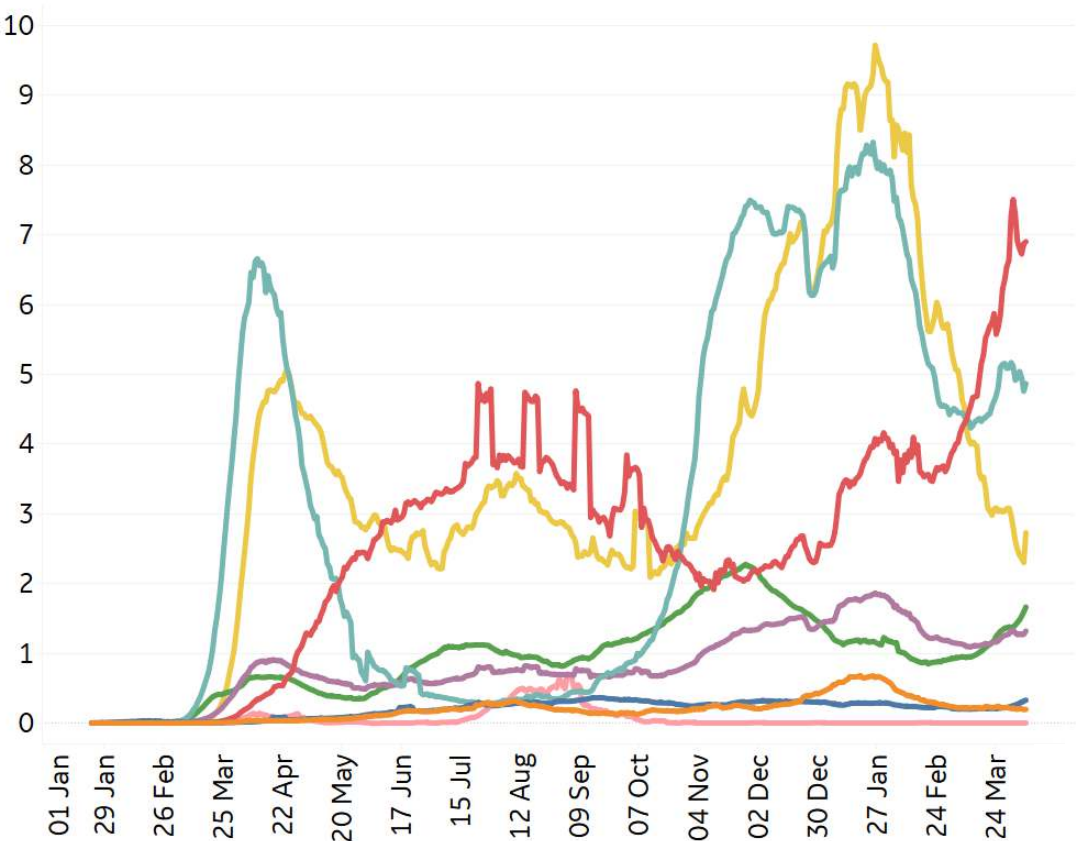
New Confirmed Cases / 1M

7-day rolling average



New Deaths / 1M

7-day rolling average



*Large jump in Middle East confirmed cases due to batched reporting of 823,225 new cases in **Turkey** on 10 Dec



Top 50 Countries: Per 1M



1 - 25

	Average over last 7 days		Total Since 22 Jan			Change from 14d Ago in 14 day avg of daily new	
	New Confirmed	New Deaths	Total Confirmed	Estimated Recovered	Total Deaths	Confirmed	Deaths
Czechia	379	12	145,745	136,258	2,552	-45%	-28%
Hungary	610	25	71,807	59,139	2,320	-11%	32%
Bos. and Herz.	419	23	54,635	46,045	2,174	14%	55%
Bulgaria	448	17	52,446	43,619	2,020	0%	15%
Belgium	318	4	78,364	71,252	2,011	9%	17%
Slovenia	432	3	106,732	98,366	1,968	19%	14%
North Macedo..	528	20	66,108	56,713	1,955	20%	75%
Slovakia	149	14	67,201	62,694	1,876	-37%	-12%
UK	46	0	64,547	61,861	1,873	-30%	-61%
Italy	273	7	61,202	55,051	1,859	-18%	9%
US	199	3	93,420	88,983	1,689	15%	-12%
Portugal	46	1	80,911	78,643	1,656	-9%	-55%
Spain	129	2	71,153	67,550	1,626	49%	29%
Peru	216	6	48,484	43,305	1,620	16%	27%
Brazil	299	13	62,068	55,887	1,603	-4%	34%
Croatia	380	7	68,826	61,990	1,498	74%	58%
France	433	4	75,114	66,513	1,493	11%	15%
Poland	566	10	65,306	54,562	1,472	20%	23%
Panama	74	1	82,803	80,174	1,425	-10%	-23%
EU	301	5	62,267	56,082	1,421	4%	10%
Sweden	522	2	83,353	74,501	1,344	18%	-18%
Lithuania	310	3	81,556	76,177	1,335	44%	-21%
Moldova	265	11	58,929	53,228	1,306	-19%	27%
Romania	266	8	51,390	46,190	1,277	3%	39%
Colombia	206	4	48,732	44,975	1,273	88%	46%

26 - 50

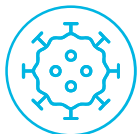
	Average over last 7 days		Total Since 22 Jan			Change from 14d Ago in 14 day avg of daily new	
	New Confirmed	New Deaths	Total Confirmed	Estimated Recovered	Total Deaths	Confirmed	Deaths
Argentina	320	3	54,210	48,966	1,257	80%	19%
Chile	355	5	54,562	48,335	1,245	19%	17%
Armenia	302	6	67,122	61,600	1,231	19%	55%
Switzerland	189	2	70,780	66,749	1,205	21%	-20%
Kosovo	452	7	51,490	44,554	1,060	15%	6%
Austria	314	3	62,845	57,040	1,060	3%	5%
Latvia	213	4	55,761	51,386	1,032	-13%	-24%
Netherlands	408	1	78,305	71,306	983	15%	-21%
Georgia	139	2	71,605	68,884	963	41%	8%
Ireland	100	1	48,468	46,060	958	-5%	-19%
Lebanon	367	6	71,192	64,788	954	-14%	-16%
Ukraine	363	9	41,987	36,421	850	25%	40%
Albania	101	3	44,198	41,700	796	-34%	-35%
Estonia	564	8	84,177	73,901	736	-37%	5%
Jordan	548	9	63,773	54,433	732	-23%	20%
Israel	35	1	96,495	95,172	724	-72%	-45%
Serbia	471	4	72,034	64,217	639	-8%	29%
West Bank an..	525	4	56,714	49,752	603	5%	-18%
Costa Rica	86	1	43,157	41,310	589	14%	53%
Turkey	537	2	43,087	36,262	391	101%	101%
Kuwait	313	2	56,543	51,905	323	-1%	10%
Bahrain	628	2	89,288	80,946	321	38%	29%
UAE	211	0	48,129	45,001	154	3%	-38%
Qatar	309	1	64,629	60,746	111	56%	200%
Total World	78	1	17,182	15,743	373	23%	16%

Change from 14d ago:
Compares 14d-avgs. of Daily New Cases/Deaths
today with 14d-avgs. from 14d ago

Estimated Recovered: Cases 14d ago - Deaths today

14 days ago, **Czechia** ranked #3 in avg new cases per 1M. Today, the country ranks #14.
(932 average new cases / 1M on 23 Mar 21; 532 average new cases / 1M on 6 Apr 21)

Top 50 countries selected by Cases / 1M
Sorted by Total Deaths / 1M
Excluded countries with population < 1M



Top 50 Countries: Raw Volume

Updated 8 Apr 2021, 3:30 GMT

4

1 - 25	Average over last 7 days		Total Since 22 Jan			Change from 14d Ago in 14 day avg of daily new	
	New Confirmed	New Deaths	Total Confirmed	Estimated Recovered	Total Deaths	Confirmed	Deaths
EU	134,045	2,272	27,724,444	24,970,346	632,917	4%	10%
US	65,936	988	30,922,386	29,453,490	559,116	15%	-12%
Brazil	63,494	2,752	13,193,205	11,879,235	340,776	-4%	34%
Mexico	3,285	341	2,261,879	2,003,157	205,598	-17%	-16%
India	100,987	562	12,928,574	11,620,672	166,862	127%	147%
UK	3,121	31	4,381,830	4,199,474	127,171	-30%	-61%
Italy	16,499	433	3,700,393	3,328,488	112,374	-18%	9%
Russia	8,607	369	4,554,481	4,333,564	99,800	-7%	-12%
France	28,274	235	4,902,985	4,341,555	97,444	11%	15%
Germany	13,805	167	2,940,279	2,645,233	77,755	20%	-14%
Spain	6,055	83	3,326,736	3,158,282	76,037	49%	29%
Colombia	10,463	192	2,479,617	2,288,443	64,767	88%	46%
Iran	14,112	148	1,984,348	1,759,618	63,699	49%	48%
Argentina	14,464	139	2,450,068	2,213,045	56,832	80%	19%
Poland	21,414	380	2,471,617	2,064,968	55,703	20%	23%
Peru	7,112	200	1,598,593	1,427,848	53,411	16%	27%
South Africa	779	38	1,553,609	1,486,898	53,111	-14%	-46%
Indonesia	5,095	172	1,547,376	1,434,388	42,064	-9%	1%
Ukraine	15,890	389	1,836,260	1,592,835	37,178	25%	40%
Turkey	45,249	201	3,633,925	3,058,339	32,943	101%	101%
Czechia	4,064	130	1,560,777	1,459,181	27,329	-45%	-28%
Romania	5,117	146	988,624	888,582	24,561	3%	39%
Chile	6,783	94	1,043,022	923,987	23,796	19%	17%
Belgium	3,680	41	908,212	825,789	23,301	9%	17%
Canada	6,633	29	1,035,242	928,278	23,160	70%	3%

26 - 50	Average over last 7 days		Total Since 22 Jan			Change from 14d Ago in 14 day avg of daily new	
	New Confirmed	New Deaths	Total Confirmed	Estimated Recovered	Total Deaths	Confirmed	Deaths
Hungary	5,892	239	693,676	571,301	22,409	-11%	32%
Ecuador	1,550	30	339,604	299,750	17,057	14%	19%
Portugal	473	6	825,031	801,897	16,890	-9%	-55%
Netherlands	6,991	23	1,341,742	1,221,814	16,850	15%	-21%
Pakistan	4,655	85	705,517	625,864	15,124	48%	68%
Iraq	6,385	36	895,622	794,520	14,572	26%	6%
Philippines	10,268	109	819,164	670,252	14,059	66%	106%
Bulgaria	3,112	120	364,419	303,082	14,034	0%	15%
Sweden	5,274	16	841,807	752,406	13,578	18%	-18%
Switzerland	1,636	14	612,575	577,686	10,432	21%	-20%
Slovakia	816	75	366,894	342,285	10,243	-37%	-12%
Austria	2,826	30	566,008	513,723	9,546	3%	5%
Bangladesh	6,855	57	659,278	571,361	9,447	183%	156%
Japan	2,603	19	492,860	451,309	9,286	77%	-31%
Morocco	513	7	499,688	483,975	8,867	23%	0%
Jordan	5,586	87	650,681	555,388	7,469	-23%	20%
Saudi Arabia	706	7	394,952	379,581	6,719	62%	20%
Lebanon	2,503	40	485,918	442,209	6,512	-14%	-16%
Israel	302	8	835,216	823,762	6,266	-72%	-45%
Panama	318	5	357,277	345,934	6,148	-10%	-23%
Serbia	4,113	39	629,388	561,090	5,579	-8%	29%
Belarus	1,247	10	330,536	311,538	2,314	6%	7%
UAE	2,082	3	476,019	445,074	1,520	3%	-38%
Malaysia	1,281	5	354,468	335,504	1,304	-7%	5%
Total World	601,024	10,213	133,103,485	121,951,980	2,887,278	23%	16%

*Change from 14d ago:
Compares 14d-avgs. of Daily New Cases/Deaths today with 14d-avgs. from 14d ago

Estimated Recovered: Cases 14d ago - Deaths today

46 countries report upwards of a 10% increase in total cases from 14 days ago

Top 50 countries selected by Total Cases
Sorted by Raw Total Deaths
Excluded countries with population < 1M

N/A** due to inconsistent reporting of Recovered Cases



United States: Per 1M



1 - 25

	Average over last 7 days		Total Since 22 Jan			Change from 14d Ago in 14 day avg of daily new	
	New Confirmed	New Deaths	Total Confirmed	Estimated Recovered	Total Deaths	Confirmed	Deaths
New Jersey	469	3	105,602	96,056	2,786	9%	-13%
New York	381	4	98,958	90,764	2,614	5%	-2%
Massachusetts	311	4	94,388	87,408	2,518	25%	-16%
Rhode Island	364	2	132,179	124,766	2,487	0%	-38%
Mississippi	70	2	103,023	99,642	2,378	-42%	-29%
Arizona	87	1	116,261	112,771	2,339	-9%	-59%
Connecticut	326	2	89,409	82,486	2,226	25%	-17%
Louisiana	84	1	96,295	92,935	2,191	-19%	-47%
South Dakota	196	0	134,487	129,352	2,191	8%	-30%
Alabama	60	3	105,534	102,394	2,172	-58%	-38%
Pennsylvania	329	2	82,575	76,085	1,974	41%	-4%
North Dakota	202	0	136,691	131,882	1,967	56%	-71%
Indiana	148	1	103,005	99,068	1,946	23%	-38%
New Mexico	91	2	92,039	88,854	1,890	-3%	-23%
Arkansas	52	2	109,850	107,203	1,876	-33%	-44%
Illinois	235	1	99,855	95,007	1,870	51%	-14%
Iowa	155	4	112,463	108,320	1,850	16%	67%
Georgia	116	3	100,608	97,019	1,818	-10%	3%
S. Carolina	194	2	108,499	103,854	1,789	-5%	-42%
Tennessee	160	2	120,001	116,049	1,754	-16%	-1%
Michigan	703	4	79,654	69,008	1,740	102%	70%
Nevada	101	3	99,323	96,235	1,723	-8%	-23%
Texas	114	3	97,087	93,715	1,687	-13%	-35%
Oklahoma	128	62	111,678	108,534	1,685	-2%	1121%
Kansas	68	1	104,803	102,154	1,678	-5%	83%

26 - 51

	Average over last 7 days		Total Since 22 Jan			Change from 14d Ago in 14 day avg of daily new	
	New Confirmed	New Deaths	Total Confirmed	Estimated Recovered	Total Deaths	Confirmed	Deaths
Delaware	329	1	99,657	93,711	1,609	8%	-26%
Ohio	163	0	88,190	84,346	1,603	24%	-88%
Florida	259	3	97,624	92,553	1,575	17%	8%
DC	165	2	64,227	60,247	1,525	9%	44%
West Virginia	210	4	80,559	75,940	1,519	19%	-64%
California	68	3	93,325	90,874	1,518	-6%	-34%
Missouri	98	1	95,464	92,553	1,447	6%	-37%
Montana	130	7	98,735	95,602	1,393	-23%	32%
Maryland	217	2	69,558	65,205	1,388	38%	-17%
Kentucky	127	3	96,439	93,224	1,387	-16%	-66%
Wisconsin	137	1	110,202	107,162	1,263	27%	-18%
Minnesota	333	2	94,449	88,934	1,239	55%	29%
Virginia	170	3	73,710	70,094	1,220	6%	-7%
Wyoming	96	0	97,968	95,352	1,211	-7%	50%
N. Carolina	145	1	88,177	84,768	1,164	0%	6%
Nebraska	254	0	110,000	105,849	1,129	74%	-60%
Idaho	159	1	102,140	98,801	1,108	-7%	-45%
Colorado	250	1	81,992	77,687	1,066	31%	-15%
New Hampshire	290	1	63,936	59,035	919	33%	-46%
Washington	144	1	48,874	46,251	697	42%	6%
Utah	124	1	121,158	118,715	667	-11%	-37%
Oregon	106	2	39,862	37,923	577	40%	5%
Maine	231	0	39,188	35,876	556	37%	100%
Alaska	274	0	87,900	84,207	428	20%	-86%
Vermont	267	1	32,760	28,523	369	46%	-27%
Hawaii	82	0	22,294	20,840	330	39%	11%

*Change from 14d ago:
Compares 14d-avgs. of Daily New Cases/Deaths
today with 14d-avgs. from 14d ago

Estimated Recovered: Cases 14d ago - Deaths today

New York reports the highest increase in average new deaths compared to 14 days ago
(70 average new deaths on 23 Mar 21; 92 average new deaths on 6 Apr 21)

Sorted by Total Deaths / 1M

N/As due to states revising and updating case counts



United States: Raw Volume



1 - 25

	Average over last 7 days		Total Since 22 Jan			Change from 14d Ago in 14 day avg of daily new	
	New Confirmed	New Deaths	Total Confirmed	Estimated Recovered	Total Deaths	Confirmed	Deaths
California	2,678	103	3,687,493	3,590,645	59,993	-6%	-34%
New York	7,420	78	1,925,080	1,765,675	50,843	5%	-2%
Texas	3,314	95	2,815,110	2,717,341	48,918	-13%	-35%
Florida	5,573	57	2,096,747	1,987,834	33,822	17%	8%
Pennsylvania	4,207	28	1,057,126	974,042	25,269	41%	-4%
New Jersey	4,166	27	937,979	853,187	24,749	9%	-13%
Illinois	2,979	18	1,265,351	1,203,911	23,702	51%	-14%
Georgia	1,236	36	1,068,199	1,030,092	19,305	-10%	3%
Ohio	1,900	0	1,030,864	985,929	18,741	24%	-88%
Michigan	7,020	36	795,492	689,177	17,373	102%	70%
Massachusetts	2,142	25	650,573	602,458	17,358	25%	-16%
Arizona	631	8	846,230	820,826	17,023	-9%	-59%
Indiana	994	9	693,452	666,947	13,099	23%	-38%
N. Carolina	1,525	14	924,810	889,050	12,212	0%	6%
Tennessee	1,095	10	819,505	792,516	11,976	-16%	-1%
Alabama	295	14	517,452	502,059	10,652	-58%	-38%
Virginia	1,454	23	629,155	598,289	10,415	6%	-7%
Louisiana	389	6	447,655	432,036	10,185	-19%	-47%
S. Carolina	1,000	10	558,631	534,712	9,213	-5%	-42%
Missouri	604	4	585,906	568,036	8,878	6%	-37%
Maryland	1,312	15	420,526	394,211	8,389	38%	-17%
Connecticut	1,163	7	318,767	294,087	7,935	25%	-17%
Wisconsin	800	6	641,642	623,945	7,356	27%	-18%
Mississippi	209	6	306,611	296,548	7,077	-42%	-29%
Minnesota	1,876	9	532,658	501,555	6,986	55%	29%

26 - 51

	Average over last 7 days		Total Since 22 Jan			Change from 14d Ago in 14 day avg of daily new	
	New Confirmed	New Deaths	Total Confirmed	Estimated Recovered	Total Deaths	Confirmed	Deaths
Oklahoma	506	245	441,906	429,466	6,669	-2%	1121%
Kentucky	569	15	430,860	416,496	6,198	-16%	-66%
Colorado	1,441	5	472,168	447,380	6,140	31%	-15%
Iowa	490	13	354,829	341,756	5,836	16%	67%
Arkansas	158	5	331,505	323,517	5,660	-33%	-44%
Nevada	310	8	305,929	296,419	5,308	-8%	-23%
Washington	1,098	8	372,170	352,193	5,306	42%	6%
Kansas	198	3	305,323	297,608	4,889	-5%	83%
New Mexico	191	4	192,989	186,312	3,963	-3%	-23%
West Virginia	377	7	144,374	136,096	2,722	19%	-64%
Rhode Island	385	2	140,025	132,172	2,635	0%	-38%
Oregon	445	7	168,128	159,949	2,434	40%	5%
Nebraska	491	0	212,785	204,756	2,183	74%	-60%
Utah	398	2	388,426	380,594	2,139	-11%	-37%
Idaho	285	3	182,531	176,564	1,980	-7%	-45%
South Dakota	174	0	118,975	114,432	1,938	8%	-30%
Delaware	320	1	97,042	91,252	1,567	8%	-26%
North Dakota	154	0	104,167	100,502	1,499	56%	-71%
Montana	139	7	105,526	102,177	1,489	-23%	32%
New Hampshire	394	2	86,935	80,271	1,250	33%	-46%
DC	116	2	45,328	42,519	1,076	9%	44%
Maine	310	1	52,677	48,225	747	37%	100%
Wyoming	56	0	56,700	55,186	701	-7%	50%
Hawaii	116	1	31,565	29,507	467	39%	11%
Alaska	200	0	64,303	61,601	313	20%	-86%
Vermont	167	0	20,442	17,798	230	46%	-27%

*Change from 14d ago:
Compares 14d-avgs. of Daily New Cases/Deaths
today with 14d-avgs. from 14d ago

Estimated Recovered: Cases 14d ago - Deaths today

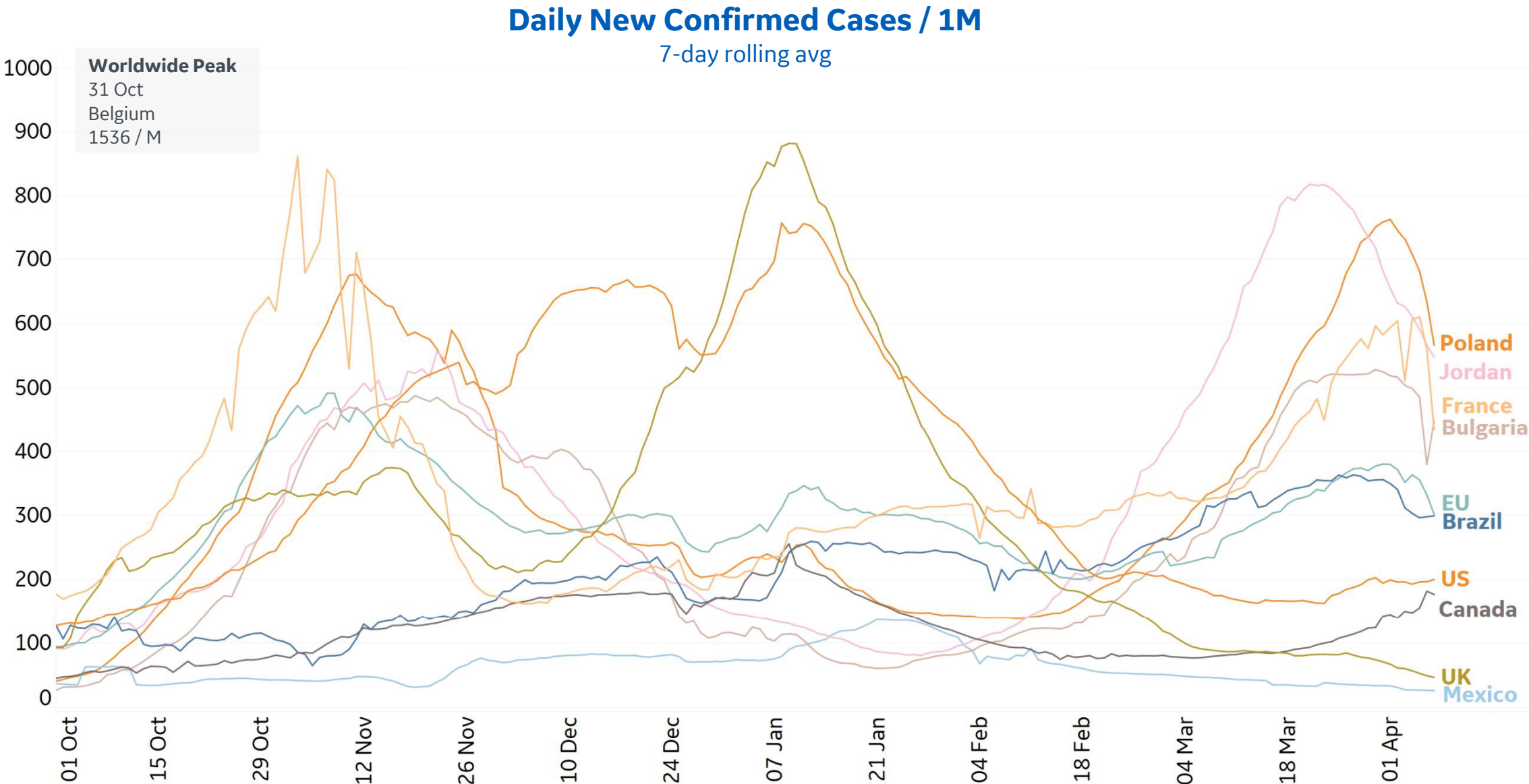
In the last 7 days, **Vermont** and **Michigan**, recorded more than a 5% increase in total cases (+5.7% and +5.3% respectively)

Sorted by Raw Total Deaths

N/As due to states revising and updating case counts



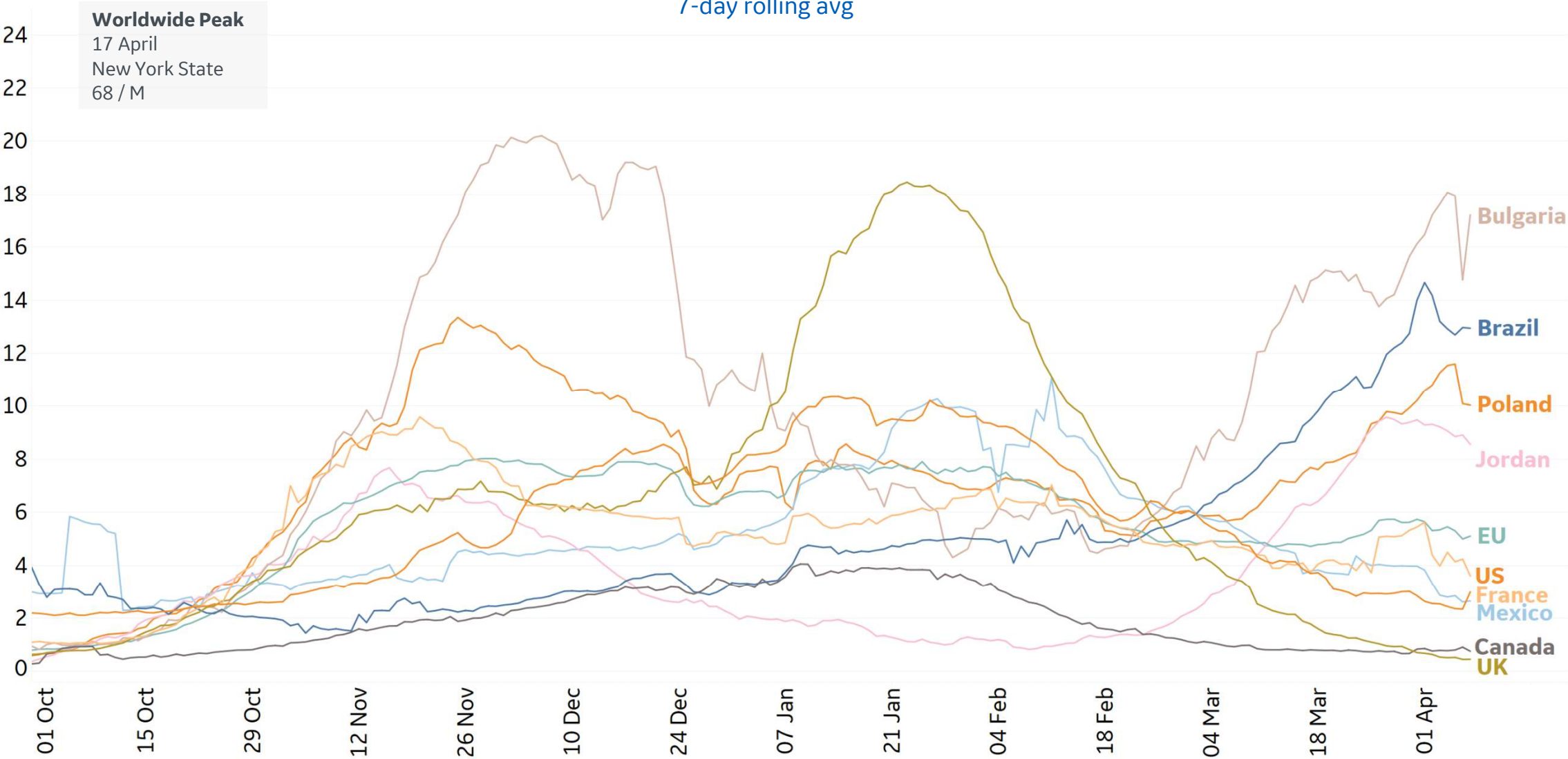
New Confirmed Cases in Select Countries





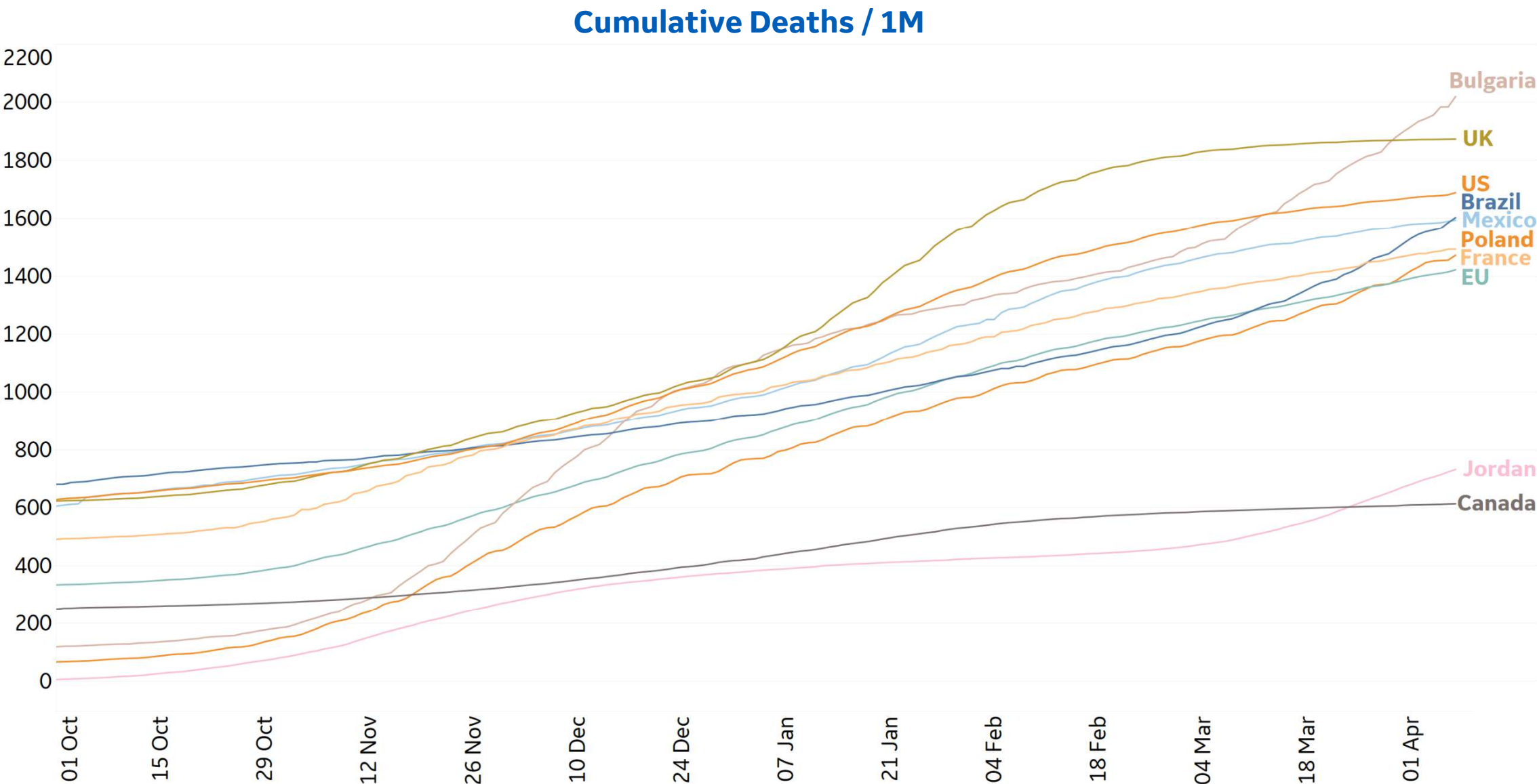
New Deaths in Select Countries

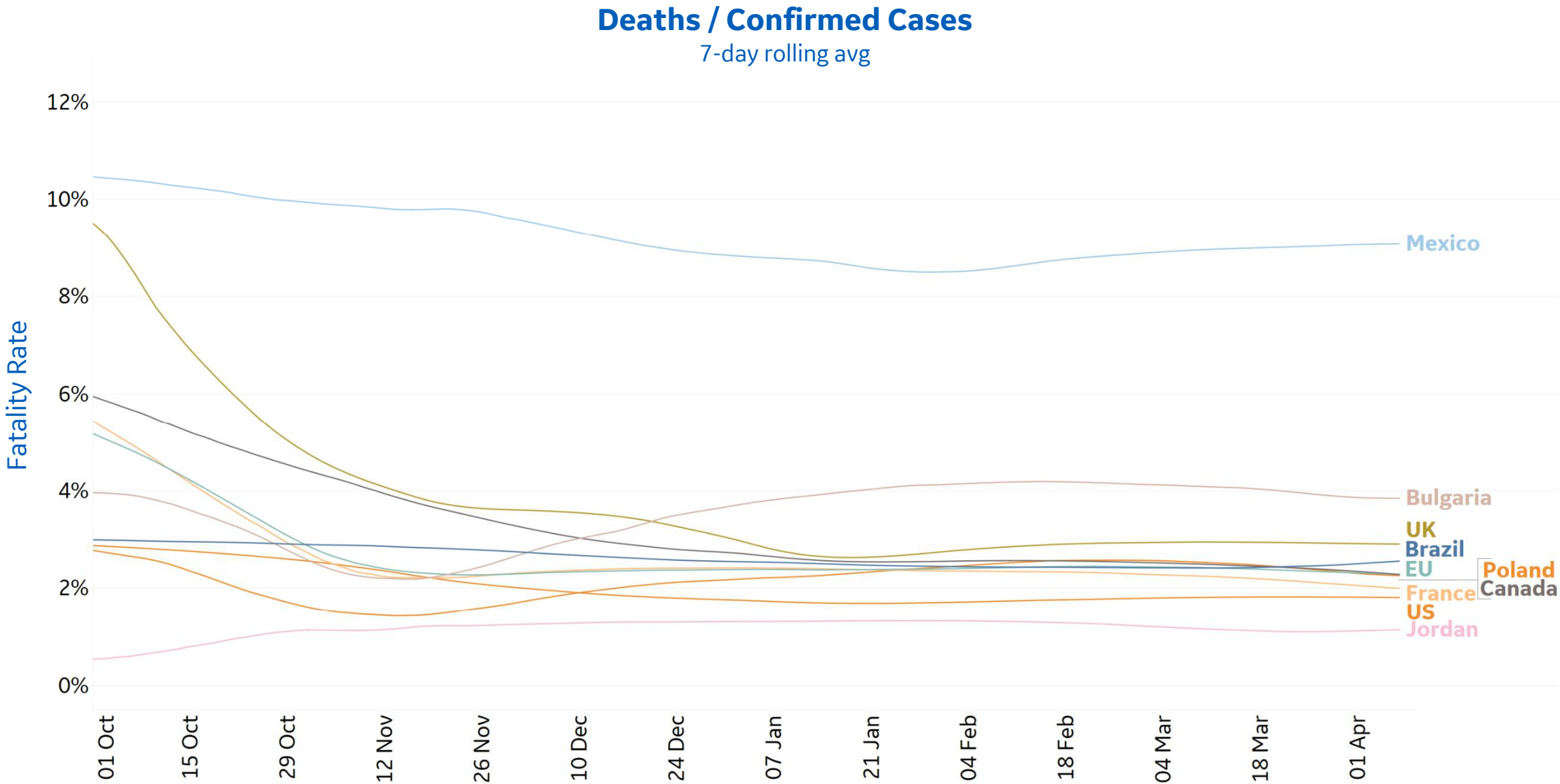
Daily New Deaths / 1M
7-day rolling avg





Cumulative Deaths in Select Countries







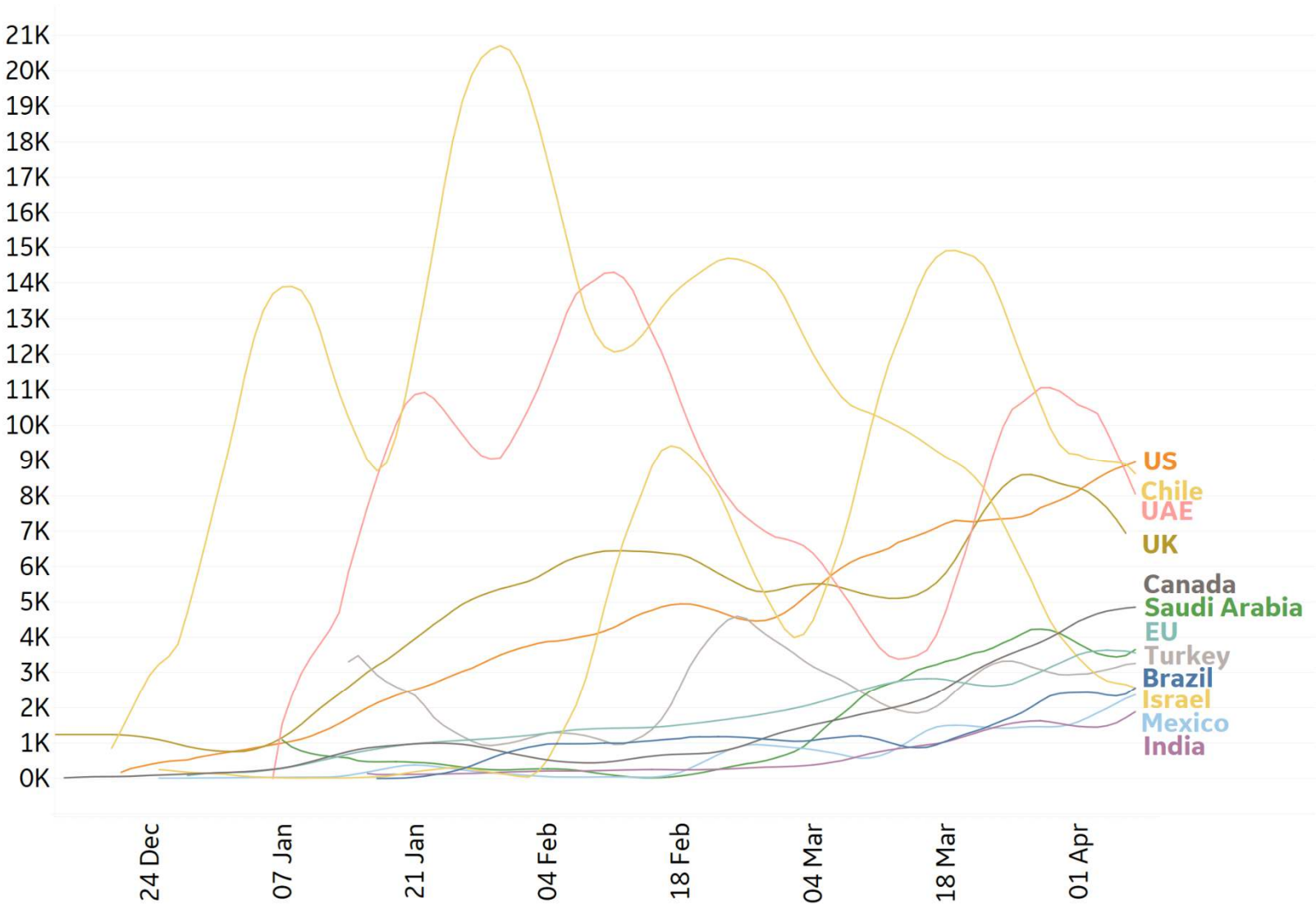
Daily & Total Vaccinations, Select Countries

Updated 8 Apr 2021, 3:30 GMT

11

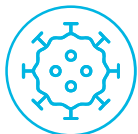
Select countries with data available

Daily New Vaccinations / 1M, 7-day avg



	Total Vax per 1M	% of Population FULLY Vaccinated
Israel	1,177,189	56.5%
UAE	880,356	
Chile	596,147	22.2%
UK	550,792	8.4%
US	518,052	19.5%
Hungary	381,563	11.2%
Turkey	209,925	8.7%
Spain	200,147	6.3%
France	195,938	4.9%
Portugal	194,739	5.8%
Italy	194,153	6.0%
EU	190,741	5.6%
Canada	185,208	2.0%
Germany	184,135	5.5%
Saudi Arabia	159,915	
Brazil	113,841	2.5%
Mexico	78,253	1.1%
India	65,361	0.8%

*Total Vax and % Fully Vaccinated use most current reported data per country



US State Vaccinations to Date



State	% Fully Vaccinated	% Rec'd at Least 1 Dose	Population
New Mexico	26.4%	41.4%	2,096,829
Rhode Island	25.3%	37.1%	1,059,361
South Dakota	25.3%	38.3%	884,659
Alaska	24.9%	35.6%	731,545
Maine	24.3%	39.3%	1,344,212
Connecticut	24.2%	39.7%	3,565,287
North Dakota	23.5%	34.8%	762,062
Vermont	22.9%	38.2%	623,989
New Jersey	22.6%	38.0%	8,882,190
Massachusetts	22.3%	39.2%	6,892,503
Minnesota	22.3%	35.4%	5,639,632
New York	22.1%	35.5%	19,453,561
Montana	22.1%	33.7%	1,068,778
Iowa	22.0%	34.2%	3,155,070
Hawaii	22.0%	34.6%	1,415,872
Wisconsin	21.6%	35.7%	5,822,434
West Virginia	21.6%	32.1%	1,792,147
Nebraska	21.6%	34.3%	1,934,408
Washington	21.2%	33.6%	7,614,893
Oklahoma	21.1%	33.8%	3,956,971
Maryland	20.8%	35.3%	6,045,680
New Hampshire	20.8%	43.6%	1,359,711
Kentucky	20.7%	34.0%	4,467,673
Wyoming	20.7%	29.2%	578,759
Virginia	20.3%	35.7%	8,535,519

19.1%
Total US population
fully vaccinated
(**191,253** per million)

32.6%
Total US population
having received
at least 1 dose
(**326,369** per million)

Fully vaccinated people are persons who have received all doses required per vaccine

State	% Fully Vaccinated	% Rec'd at Least 1 Dose	Population
Colorado	20.1%	34.4%	5,758,736
Michigan	19.9%	32.0%	9,986,857
Kansas	19.8%	34.8%	2,913,314
Oregon	19.6%	32.0%	4,217,737
Ohio	19.5%	32.8%	11,689,100
Arizona	19.5%	32.7%	7,278,717
Pennsylvania	19.2%	35.4%	12,801,989
Illinois	18.9%	35.1%	12,671,821
Indiana	18.9%	28.1%	6,732,219
Delaware	18.9%	35.4%	973,764
Idaho	18.8%	28.6%	1,787,065
California	18.8%	35.1%	39,512,223
Louisiana	18.7%	28.1%	4,648,794
North Carolina	18.6%	31.6%	10,488,084
Nevada	18.5%	30.4%	3,080,156
Florida	18.5%	31.2%	21,477,737
Missouri	17.9%	29.0%	6,137,428
Mississippi	17.3%	26.3%	2,976,149
South Carolina	17.2%	29.7%	5,148,714
Texas	16.9%	29.3%	28,995,881
Arkansas	16.7%	29.2%	3,017,804
Tennessee	16.0%	27.8%	6,829,174
Alabama	15.2%	26.3%	4,903,185
Utah	14.2%	29.4%	3,205,958
Georgia	14.1%	27.6%	10,617,423



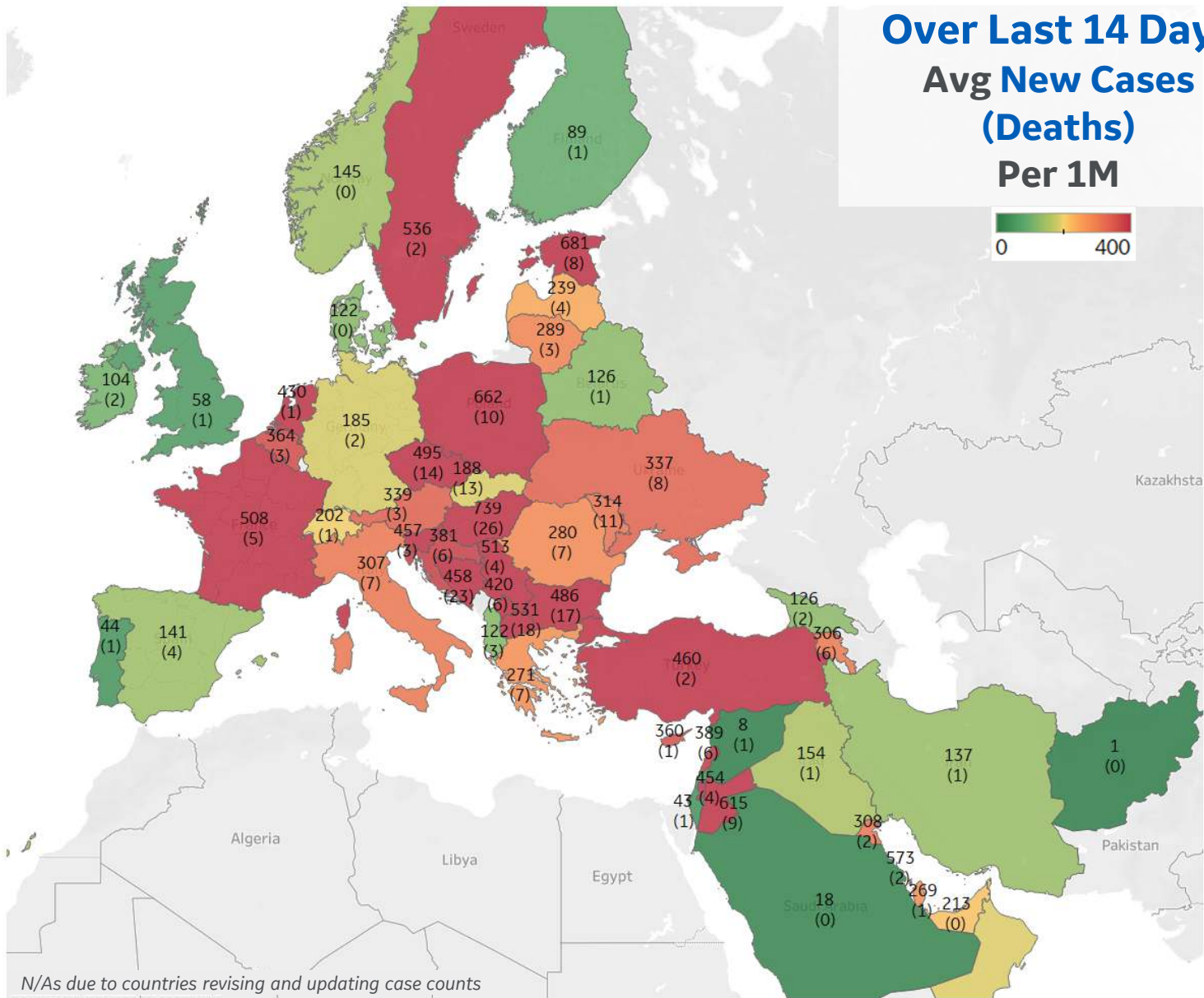
Per 1M in Region

	Today	Change
Active Cases	20,462	+0.3%
Confirmed	268 new	+0.5%
Deaths	5 new	+0.5%
Recovered	198 new	+0.7%

Most Daily New Cases / 1M

Hungary	739
Estonia	681
Poland	662
Jordan	615
Bahrain	573
Sweden	536
North Macedonia	531
Serbia	513
France	508
Czechia	495

* Excludes regions with population < 1M



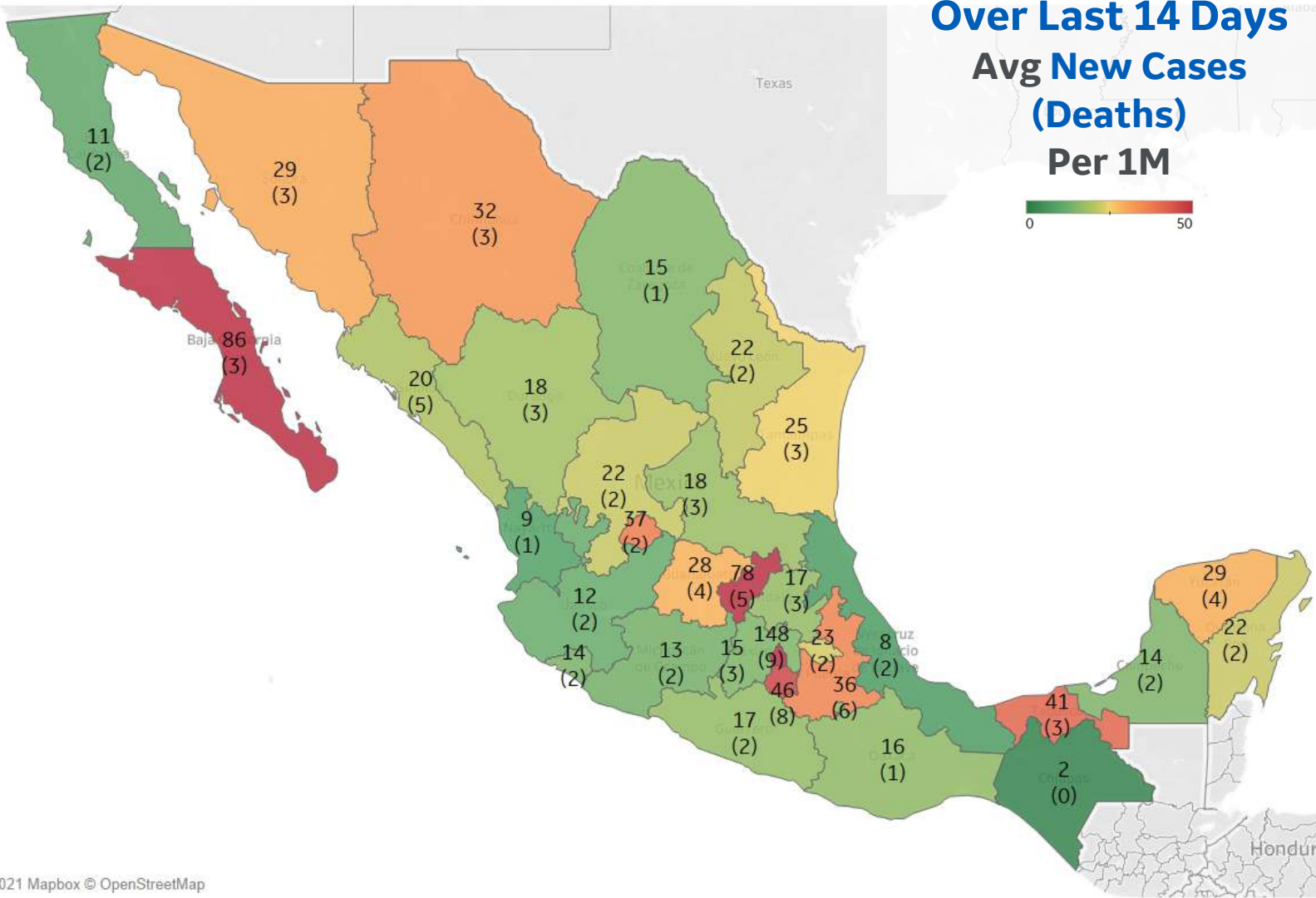


Per 1M in Region

	Today	Change
Active Cases	2,257	+1.7%
Confirmed	42 new	+0.2%
Deaths	5 new	+0.3%
Recovered	0 new	+0.0%

Most Daily New Cases / 1M

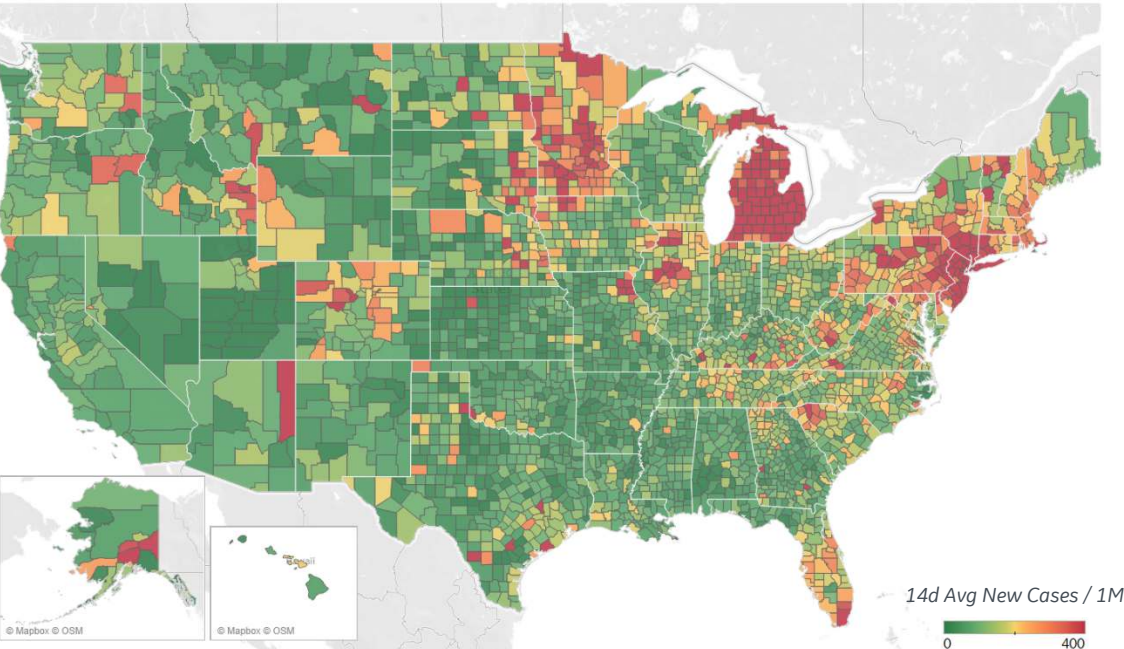
Distrito Federal	148
Baja California Sur	86
Querétaro	78
Morelos	46
Tabasco	41
Aguascalientes	37
Puebla	36
Chihuahua	32
Nacional	30
Sonora	29





US Counties: Recent Cases and Deaths

Average **New Cases** per 1M Over Last 14 Days

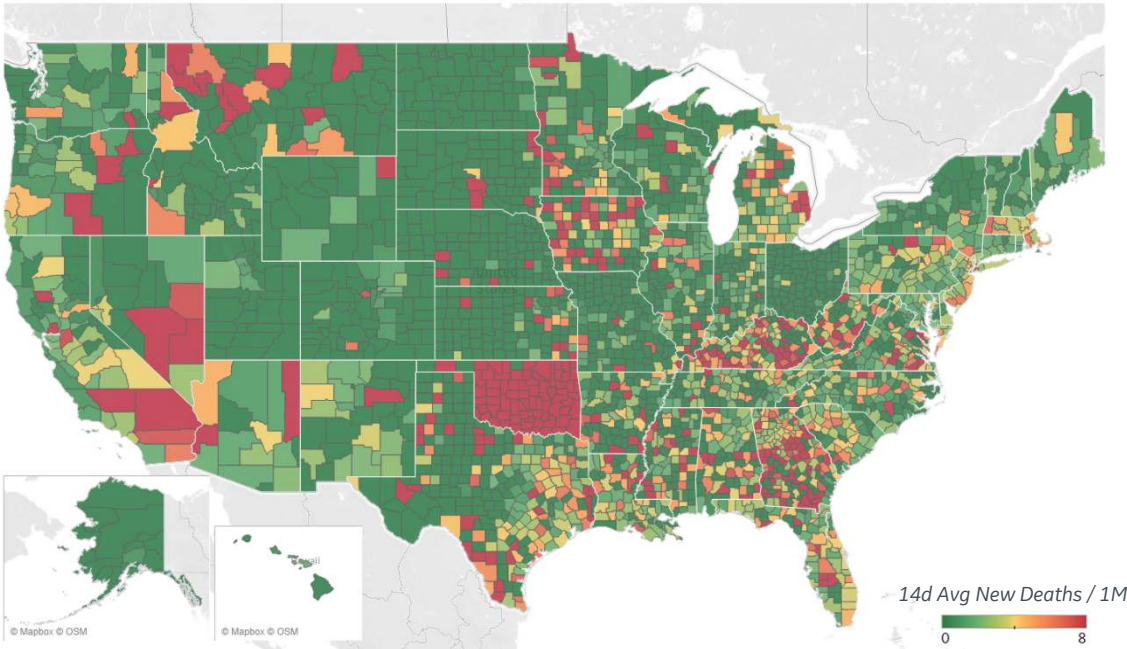


Top 10 by New Confirmed

Avg New Confirmed Cases / 1M

Macomb County, MI	1,021
Genesee County, MI	720
Wayne County, MI	673
Oakland County, MI	657
Ottawa County, MI	624
Ingham County, MI	580
Passaic County, NJ	577
Essex County, NJ	562
Monmouth County, NJ	555
Orange County, NY	545

Average **New Deaths** per 1M Over Last 14 Days



Top 10 by New Deaths

Avg New Deaths/ 1M

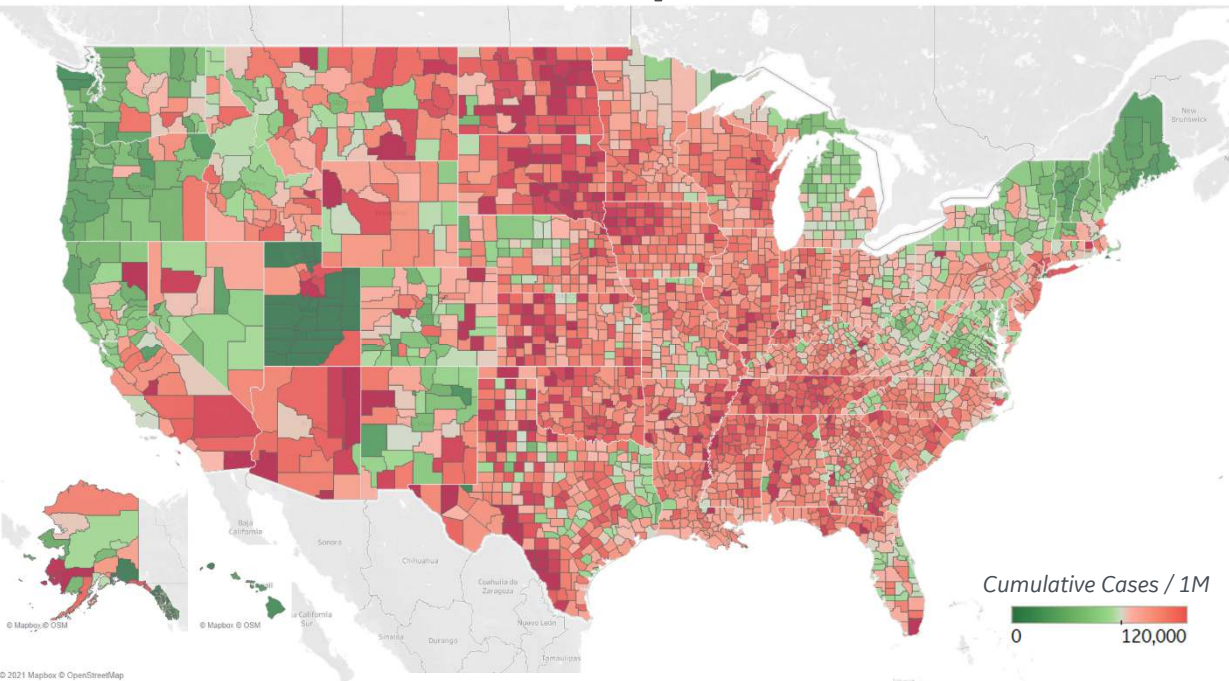
Oklahoma County, OK	31
Tulsa County, OK	26
Cleveland County, OK	23
San Bernardino County, CA	14
Kern County, CA	12
Solano County, CA	8
San Joaquin County, CA	8
Riverside County, CA	7
New York City*	7
Wake County, NC	7

Note: Lists includes counties
≥ 250K population



US Counties: Cumulative Cases and Deaths

Confirmed **Cases** per 1M to date

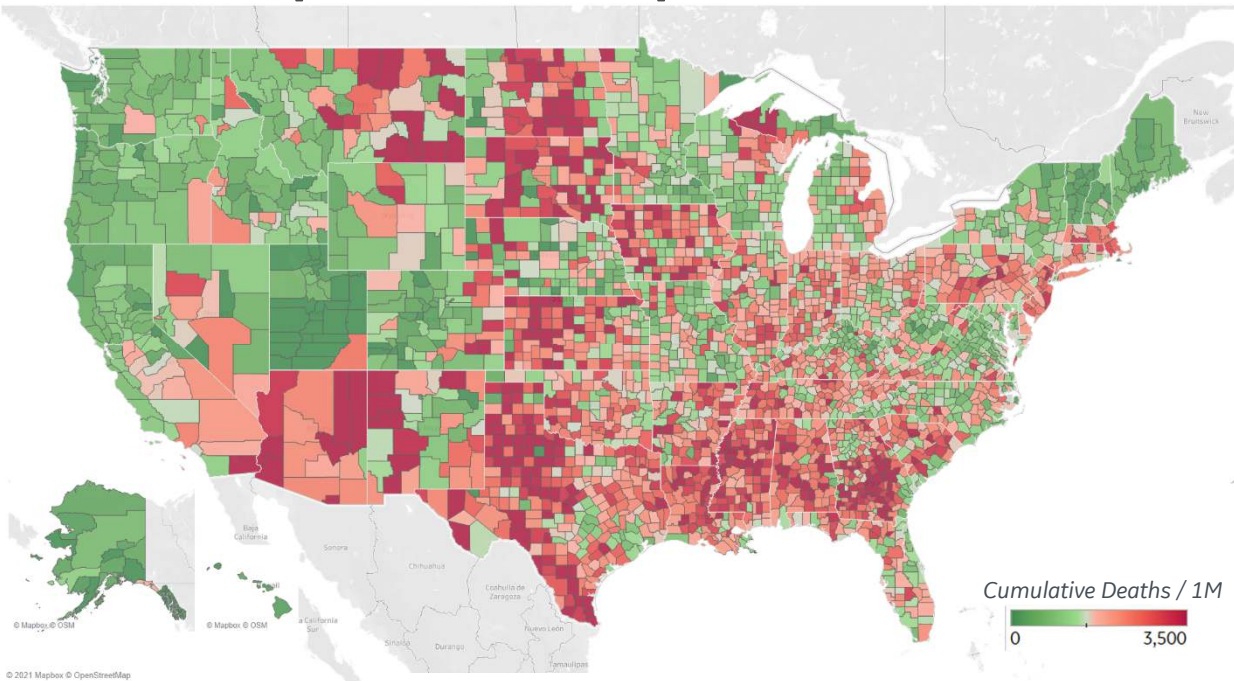


Top 10 Counties

Total Confirmed Cases / 1M

Miami-Dade County, FL	167,249
Lubbock County, TX	156,683
Webb County, TX	156,312
El Paso County, TX	155,673
Utah County, UT	146,891
Providence County, RI	141,831
Rockland County, NY	136,601
Greenville County, SC	135,399
San Bernardino County, CA	133,935
Passaic County, NJ	132,285

Reported **Deaths** per 1M to date



Top 10 Counties

Total Reported Deaths / 1M

New York City*	5,880
Cameron County, TX	3,753
Passaic County, NJ	3,597
Essex County, NJ	3,526
Union County, NJ	3,365
Ocean County, NJ	3,324
Hidalgo County, TX	3,202
Hudson County, NJ	3,187
Hampden County, MA	3,133
El Paso County, TX	3,066

* New York City counties aggregated into one reporting area

Note: Lists includes counties $\geq 250K$ population



Per 1M in Region

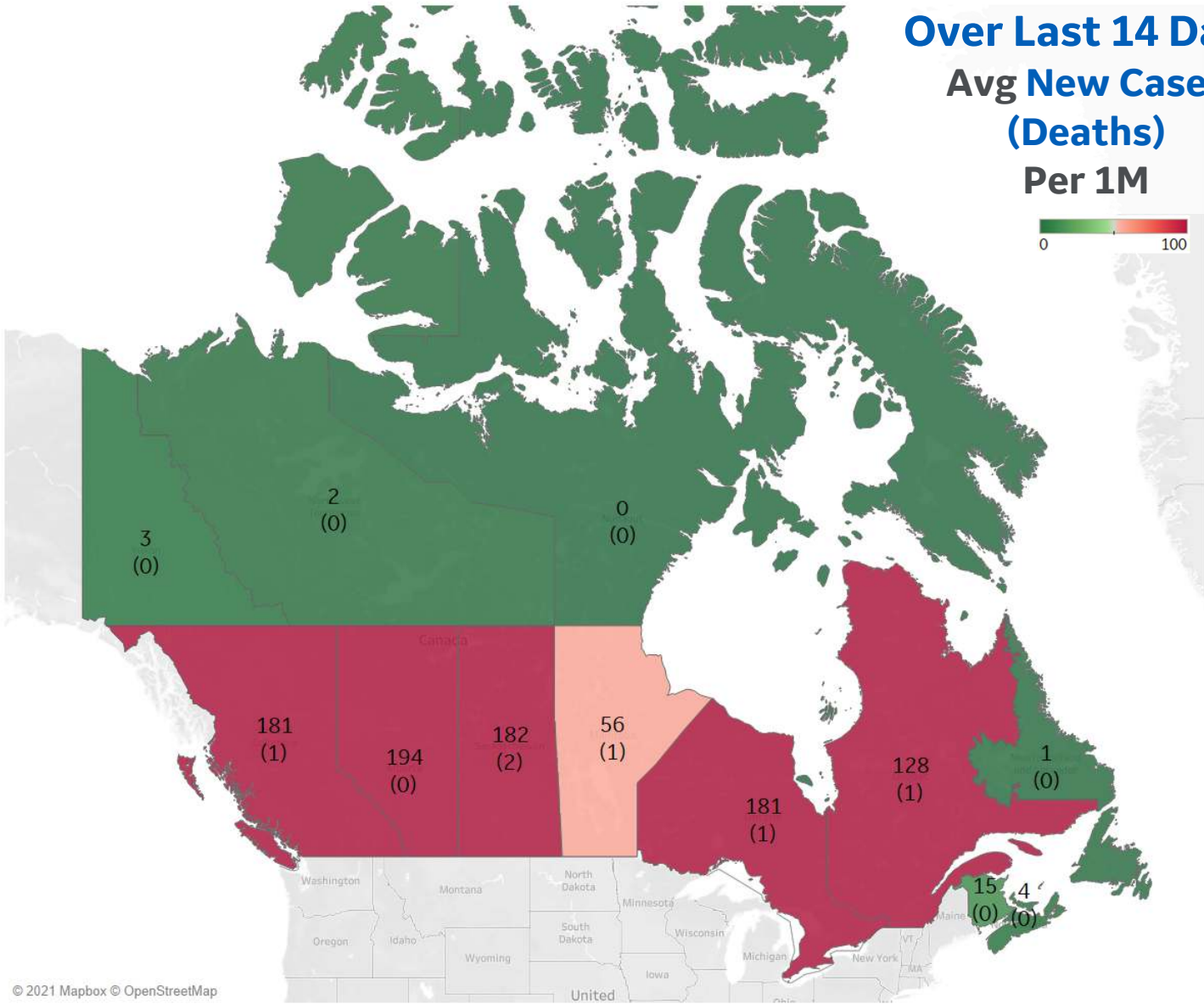

	Today	Change
Active Cases	1,619	+3.2%
Confirmed	196 new	+0.7%
Deaths	1 new	+0.1%
Recovered	144 new	+0.6%

Most Daily New Cases / 1M

Alberta	194
Saskatchewan	182
British Columbia	181
Ontario	181
Quebec	128
Manitoba	56

* Excludes regions with population < 1M

Over Last 14 Days Avg New Cases (Deaths) Per 1M





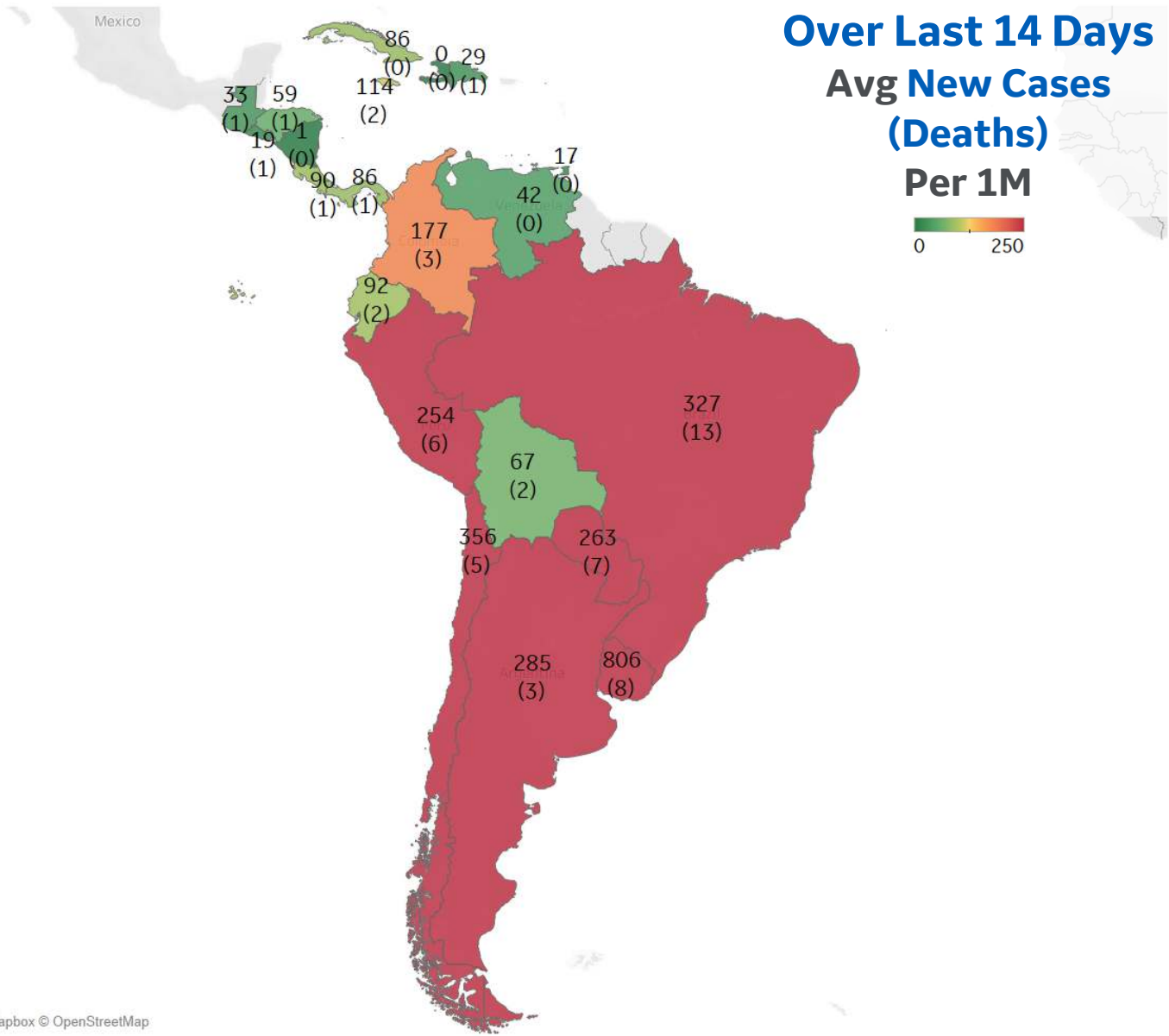
Per 1M in Region

	Today	Change
Active Cases	3,810	-1.8%
Confirmed	296 new	+0.7%
Deaths	9 new	+0.8%
Recovered	356 new	+0.9%

Most Daily New Cases / 1M

Uruguay	806
Chile	356
Brazil	327
Argentina	285
Paraguay	263
Peru	254
Colombia	177
Jamaica	114
Ecuador	92
Costa Rica	90

* Excludes regions with population < 1M





Brazil

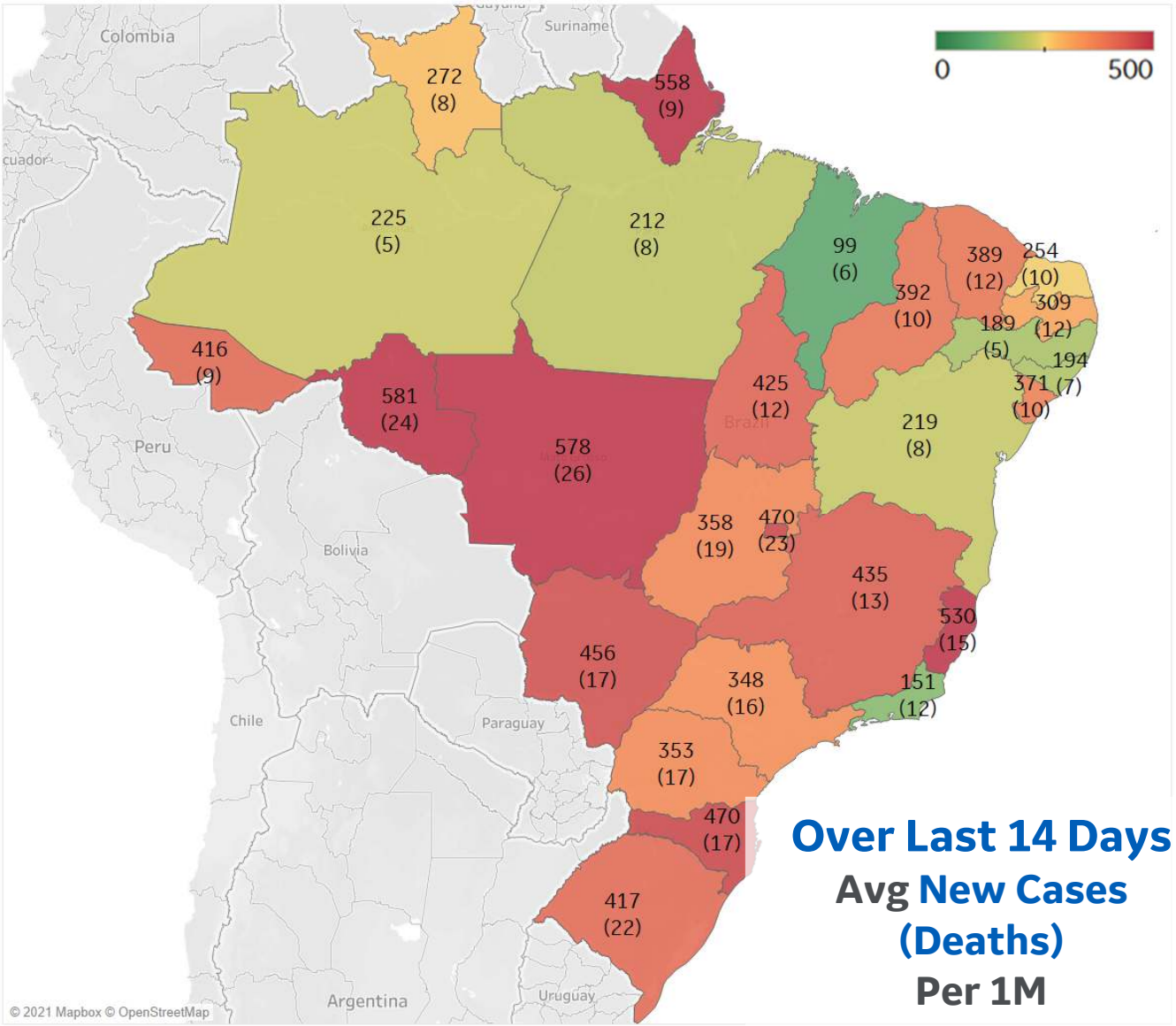
Per 1M in Region

	Today	Change
Active Cases	5,929	-3.4%
Confirmed	436 new	+0.7%
Deaths	18 new	+1.1%
Recovered	624 new	+1.2%

Most Daily New Cases / 1M

Rondônia	581
MatoGrosso	578
Espírito Santo	530
Distrito Federal	470
Santa Catarina	470
MatoGrosso do ..	456
Minas Gerais	435
Tocantins	425
Rio Grande do ..	417
Piauí	392

* Excludes regions with population < 1M





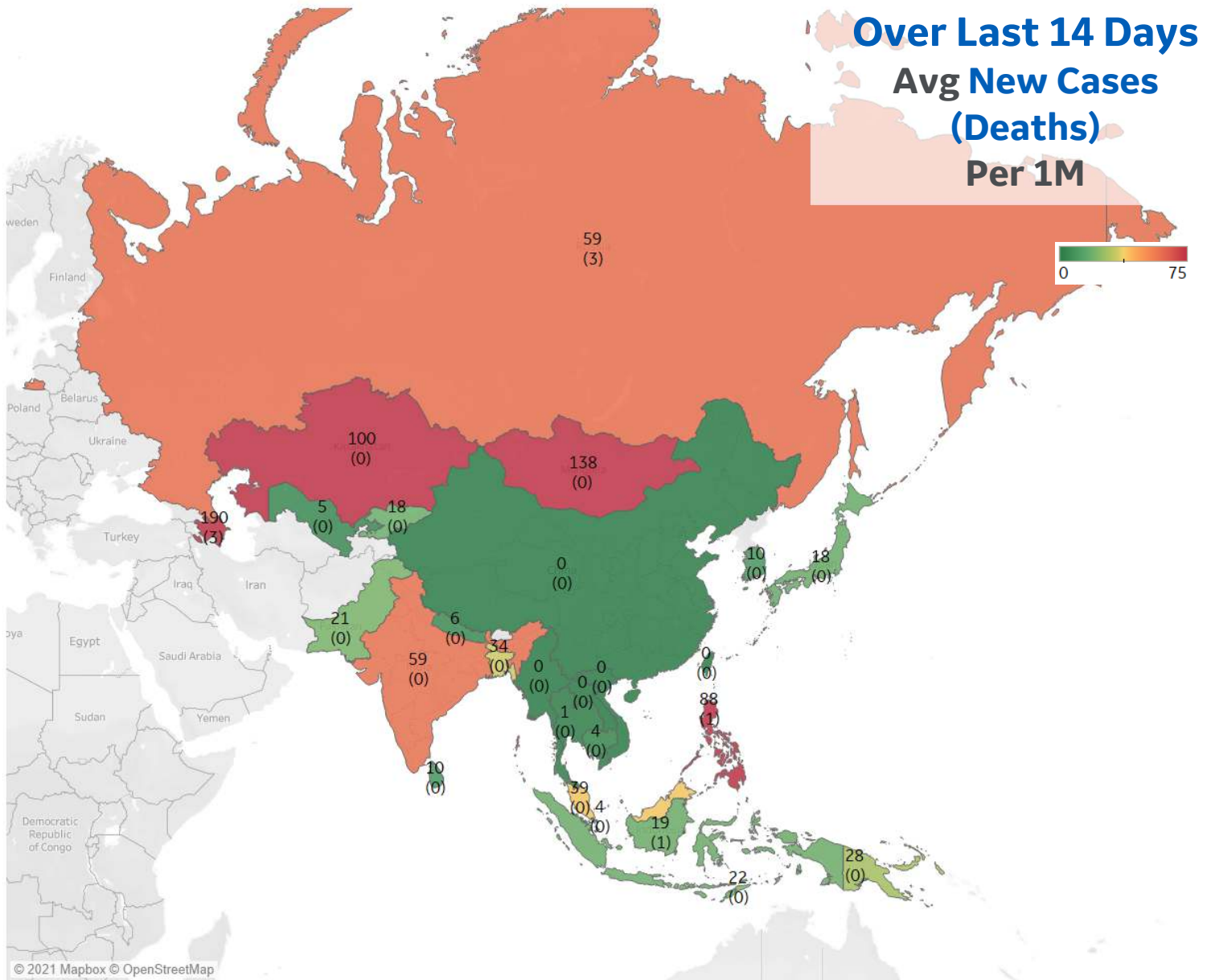
Per 1M in Region

	Today	Change
Active Cases	403	+4.9%
Confirmed	40 new	+0.7%
Deaths	0.4 new	+0.4%
Recovered	20 new	+0.4%

Most Daily New Cases / 1M

Azerbaijan	190
Mongolia	138
Kazakhstan	100
Philippines	88
Russia	59
India	59
Malaysia	39
Bangladesh	34
Papua New Guin..	28
Timor-Leste	22

* Excludes regions with population < 1M



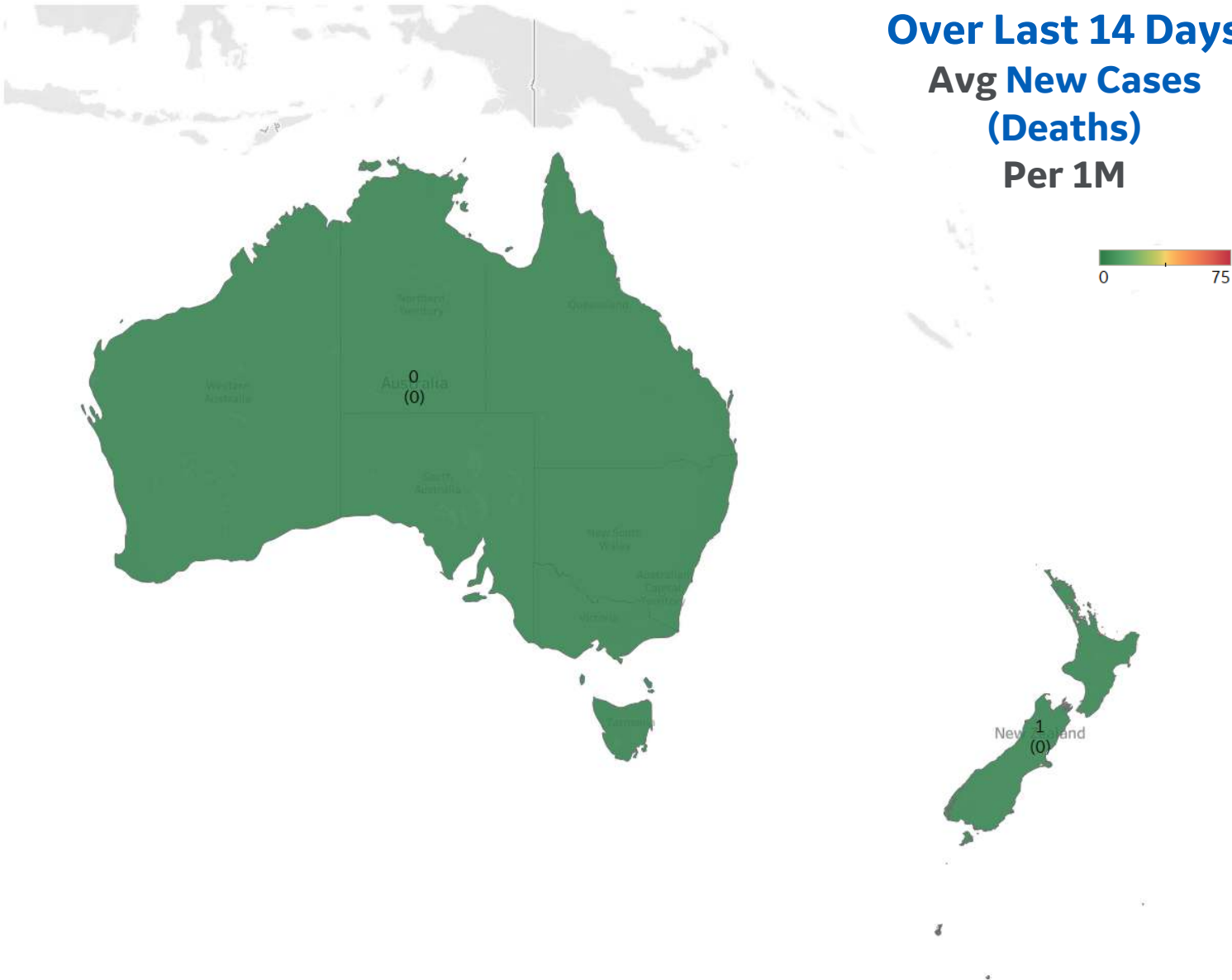


Per 1M in Region

	Today	Change
Active Cases	177	+0.2%
Confirmed	1 new	+0.09%
Deaths	0 new	+0%
Recovered	1 new	+0%

Most Daily New Cases / 1M

New Zealand	1
Australia	0





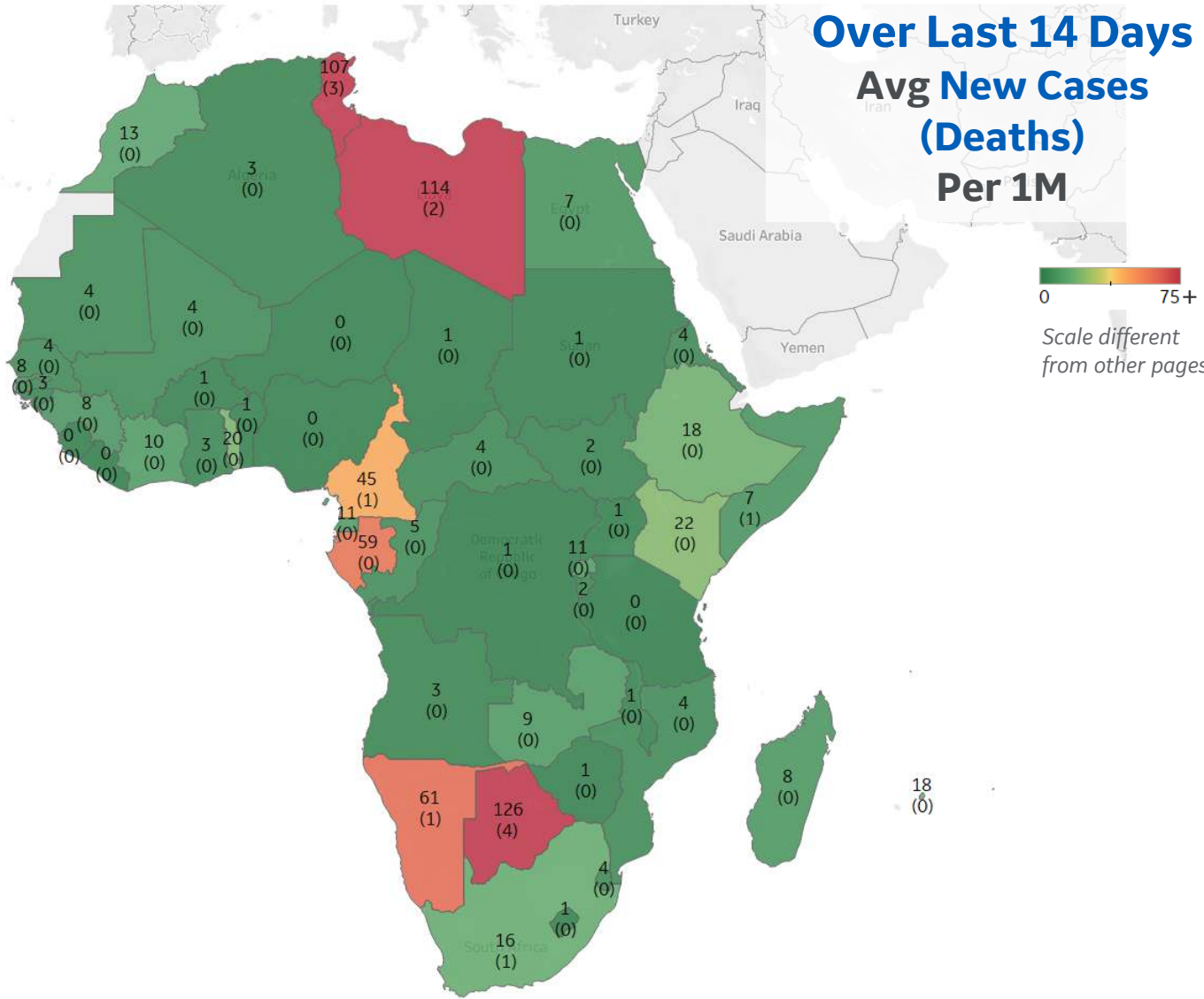
Per 1M in Region

	Today	Change
Active Cases	252	+0.4%
Confirmed	9 new	+0.3%
Deaths	0.2 new	+0.2%
Recovered	7 new	+0.2%

Most Daily New Cases / 1M

Botswana	126
Libya	114
Tunisia	107
Namibia	61
Gabon	59
Cameroon	45
Kenya	22
Togo	20
Ethiopia	18
Mauritius	18

* Excludes regions with population < 1M





Sources



*** Per 1M = Per 1 Million Population unless otherwise noted*

*Worldwide Survival Rate, last 30d calculation =
[(Total Confirmed – Total Confirmed 30d ago) – (Total Deaths-Total Deaths 30d ago)] / (Total Confirmed – Total Confirmed 30d ago)*

Johns Hopkins Coronavirus Resource Center:

<https://coronavirus.jhu.edu/map.html>

Worldometer Coronavirus Reporting:

<https://www.worldometers.info/coronavirus/>

Public Health England:

<https://www.gov.uk/government/publications/covid-19-track-coronavirus-cases>

US Department of Homeland Security, Homeland Infrastructure Foundation-Level Data:

<https://hifld-geoplatform.opendata.arcgis.com/datasets/hospitals>

National Health Commission of the PRC:

<http://www.nhc.gov.cn/xcs/yqtb/202003/bf66696029ba420098164607240074f8.shtml>

CDC, Severe Outcomes Among Patients with Coronavirus Disease 2019 (COVID-19):

<https://www.cdc.gov/mmwr/volumes/69/wr/mm6912e2.htm>

Italian Department of Civil Protection, COVID Monitoring:

<http://opendatadpc.maps.arcgis.com/apps/opsdashboard/index.html#/b0c68bce2cce478eaac82fe38d4138b1>

The COVID Tracking Project:

<https://covidtracking.com/data/>

UK Office for National Statistics:

<https://www.ons.gov.uk/peoplepopulationandcommunity/birthsdeathsandmarriages/deaths/bulletins/deathsregisteredweeklyinenglandandwalesprovisional/weekending24april2020>

European Centre for Disease Prevention and Control:

<https://www.ecdc.europa.eu/en/publications-data/download-data-hospital-and-icu-admission-rates-and-current-occupancy-covid-19>

Secretary of Health, Mexico:

<https://www.gob.mx/salud/en>

Canada Regional Data:

<https://health-infobase.canada.ca/covid-19/epidemiological-summary-covid-19-cases.html#fn1>

Canada Regional Populations (Q4 2019):

<https://www150.statcan.gc.ca/t1/tbl1/en/tv.action?pid=1710000901>

CDC COVID Data Tracker:

<https://covid.cdc.gov/covid-data-tracker/#vaccinations>

Oxford COVID-19 Government Response Tracker:

<https://www.bing.com/search?q=oxford+stringency+index+countries&PC=U316&FORM=CHROMN>