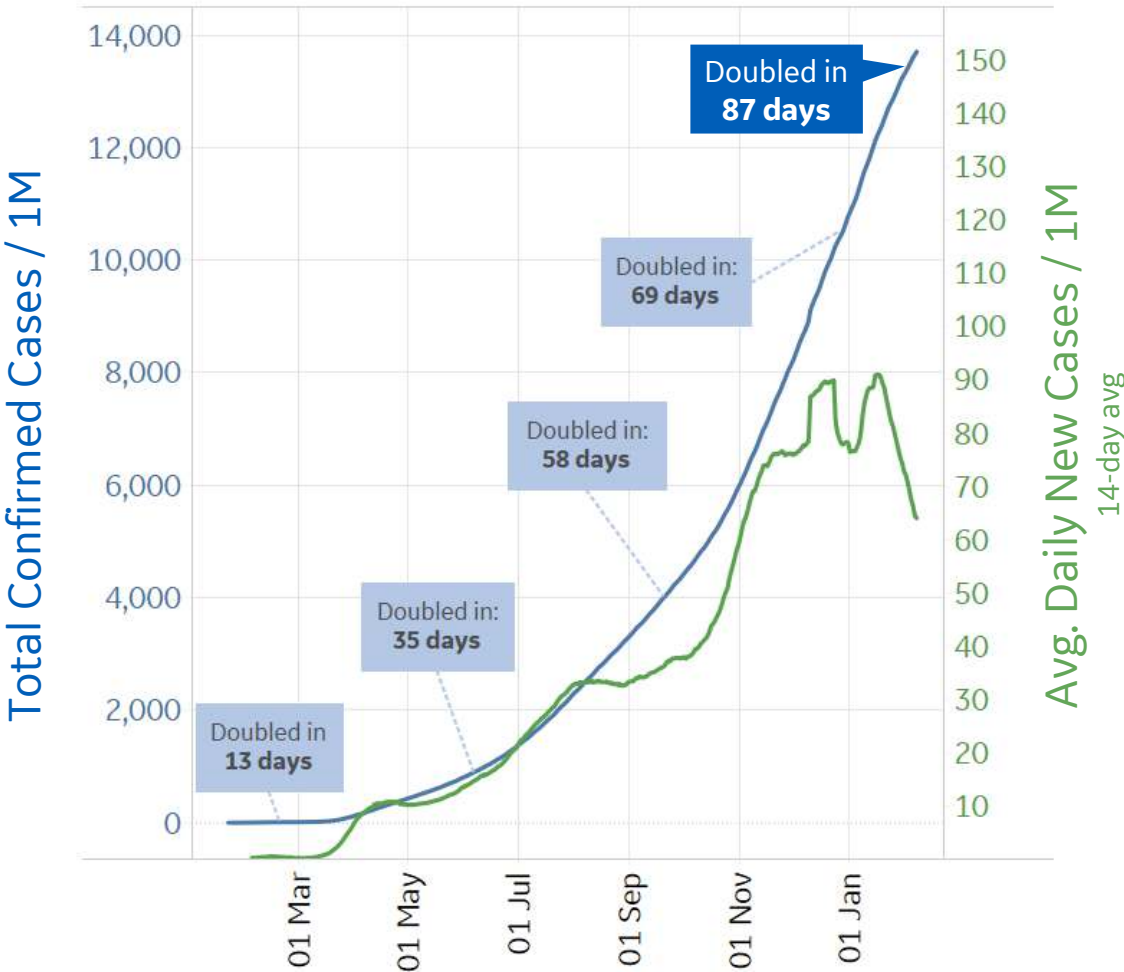




Global Confirmed & Active Cases

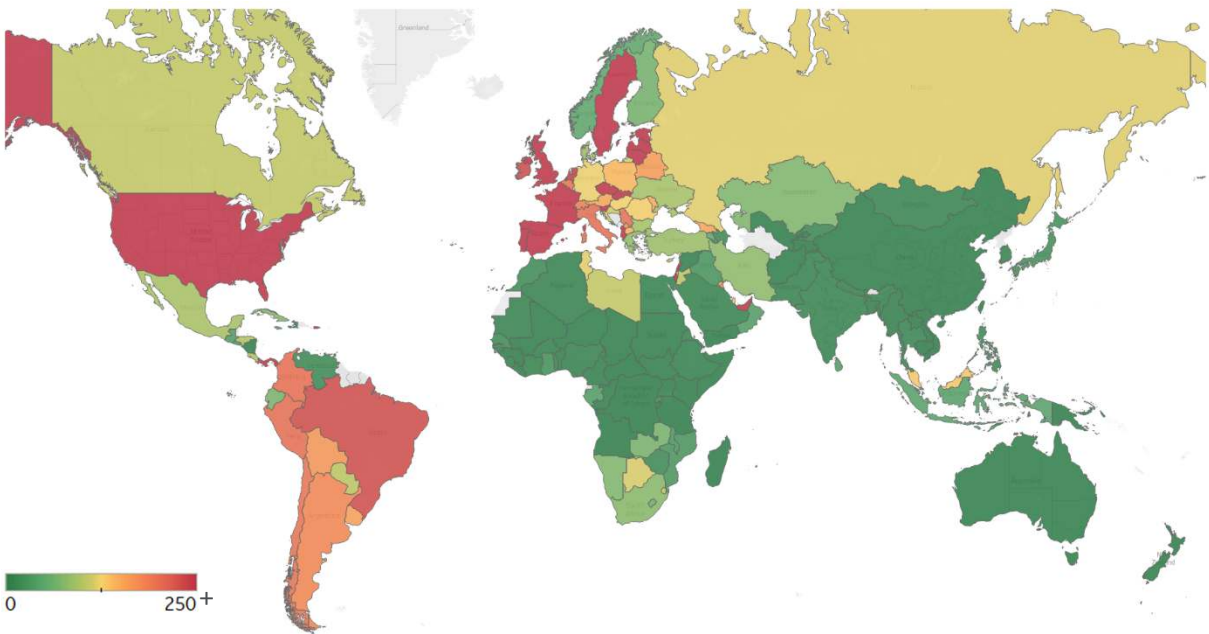
Updated 8 Feb 2021, 3:30 GMT 1

Trend since 22 Jan 2020



Avg. Daily New Cases / 1M

Over the last 14 days



Per 1M:	New Today	Change from 30 days ago
Active	12	+19%
Confirmed	51	+19%
Deaths	1	+21%
Recovered	38	+20%
	To Date	Last 30 Days
Worldwide Survival Rate	97.8%	97.7%



New Confirmed Cases & New Deaths

Key

World

North America

Europe

Middle East

Cent & South America

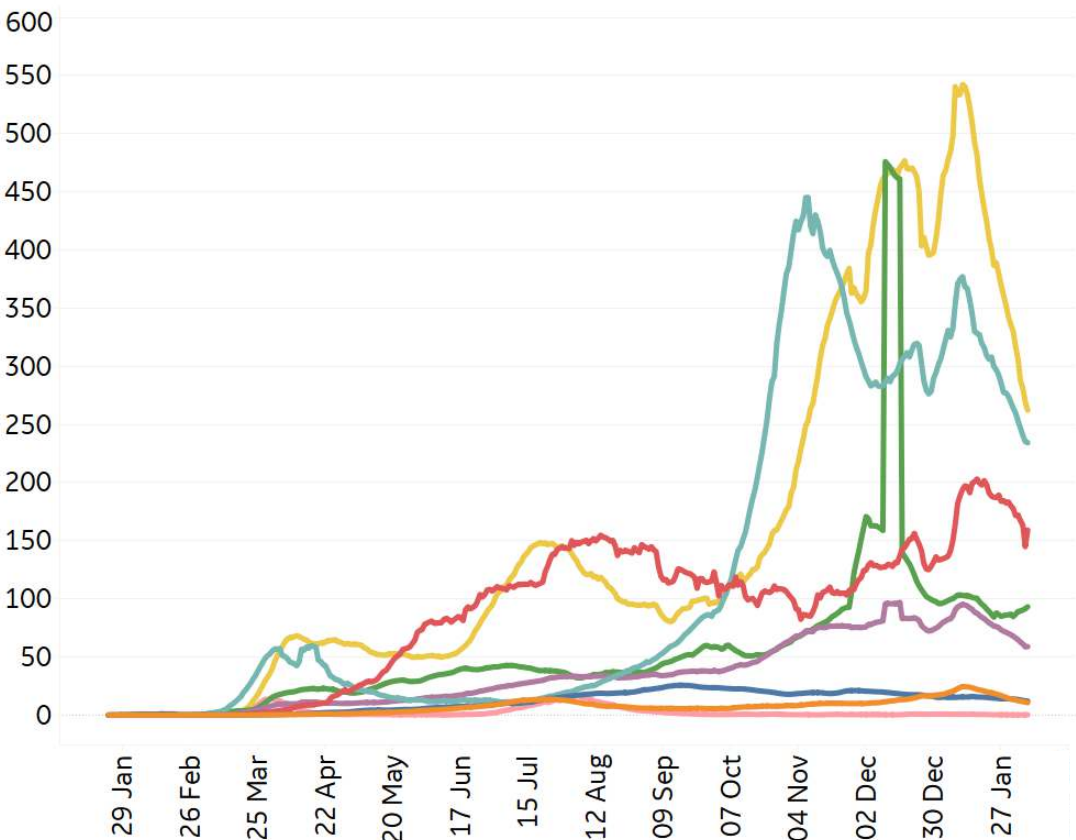
Asia

Africa

Oceania

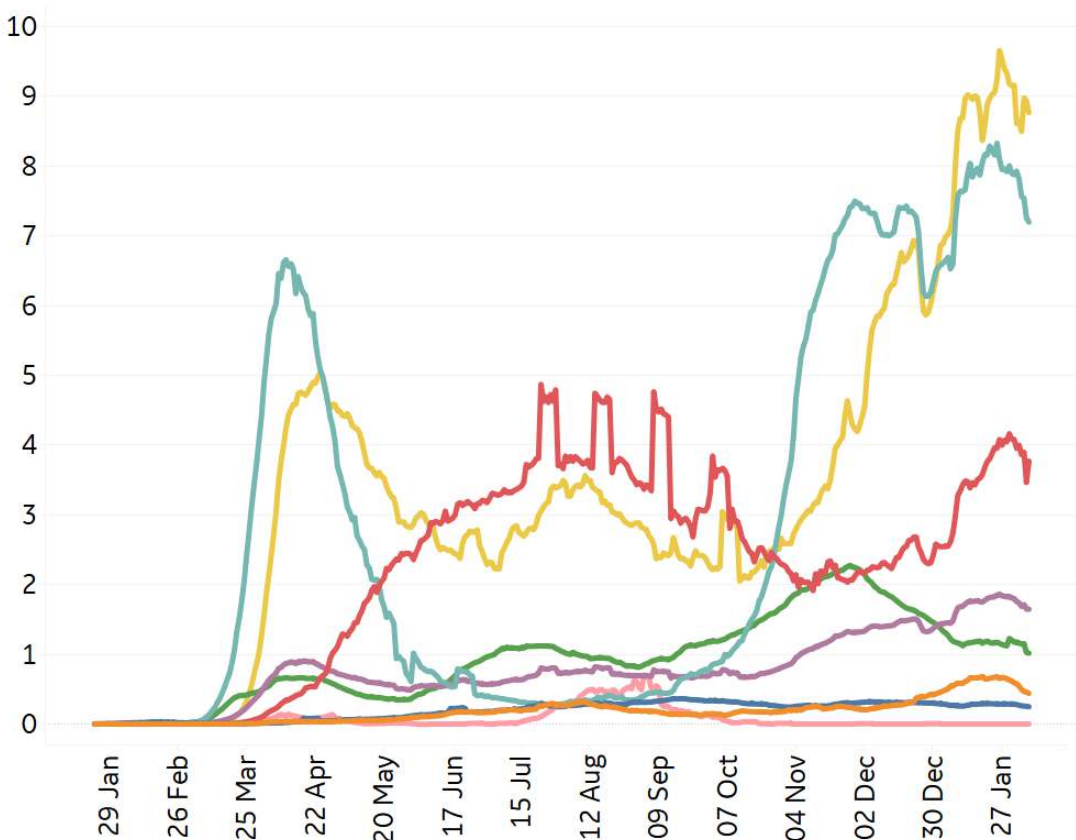
New Confirmed Cases / 1M

7-day rolling average



New Deaths / 1M

7-day rolling average



Large jump in Middle East confirmed cases due to batched reporting of 823,225 new cases in **Turkey on 10 Dec*



Top 50 Countries: Per 1M



1 - 25

	Average over last 7 days		Total Since 22 Jan			Change from 14d Ago in 14 day avg of daily new	
	New Confirmed	New Deaths	Total Confirmed	Total Recovered	Total Deaths	Confirmed	Deaths
Belgium	191	4	62,609	N/A**	1,846	9%	-13%
Slovenia	497	8	83,553	74,231	1,743	-14%	-27%
UK	271	13	58,291	151	1,660	-48%	-12%
Czechia	670	12	96,646	85,881	1,609	-9%	-17%
Italy	198	7	43,610	35,038	1,510	-11%	-13%
Bos. and Herz.	84	4	37,623	29,605	1,455	6%	-2%
North Macedo..	144	5	45,502	40,319	1,403	0%	-15%
US	353	10	81,588	N/A**	1,400	-31%	-2%
Portugal	629	23	75,065	59,447	1,388	-15%	38%
Hungary	132	8	38,973	28,960	1,355	-2%	-15%
Bulgaria	103	6	32,199	27,812	1,343	41%	-26%
Spain	608	9	62,924	3,216	1,313	-2%	67%
Peru	210	6	35,991	33,029	1,283	37%	73%
Panama	222	7	75,807	67,745	1,270	-51%	-31%
Croatia	104	5	57,341	55,413	1,259	-27%	-25%
France	307	6	52,027	3,664	1,212	5%	12%
Sweden	299	7	58,228	N/A**	1,200	-29%	-29%
Switzerland	174	4	61,455	36,697	1,111	-28%	-31%
EU	252	7	45,858	23,000	1,109	-11%	-3%
Colombia	175	6	42,396	39,843	1,100	-38%	-12%
Brazil	215	5	44,809	39,838	1,089	-8%	4%
Argentina	168	4	43,817	39,361	1,088	-22%	1%
Lithuania	222	7	68,608	50,732	1,079	-33%	-37%
Armenia	51	2	56,724	53,900	1,052	-47%	-29%
Poland	139	7	40,962	34,538	1,033	-17%	-11%

26 - 50

	Average over last 7 days		Total Since 22 Jan			Change from 14d Ago in 14 day avg of daily new	
	New Confirmed	New Deaths	Total Confirmed	Total Recovered	Total Deaths	Confirmed	Deaths
Chile	185	4	39,332	37,143	993	-8%	24%
Romania	123	4	38,743	35,939	981	-14%	-2%
Slovakia	351	15	48,231	44,268	952	-5%	-2%
Austria	150	5	47,060	44,641	890	-20%	-15%
Moldova	169	4	40,796	38,123	878	23%	-18%
Netherlands	230	3	59,511	778	847	-25%	-27%
Kosovo	114	2	33,430	28,969	823	23%	3%
Georgia	140	4	65,684	63,576	823	-40%	-19%
Ireland	203	11	41,227	4,732	746	-60%	14%
Latvia	421	11	38,066	31,755	710	-6%	-13%
Israel	803	5	79,961	71,526	592	-11%	-6%
Lebanon	395	11	46,871	30,258	530	-33%	82%
Costa Rica	89	2	38,562	30,659	525	-39%	-28%
Albania	358	4	29,653	17,876	507	51%	96%
Serbia	206	2	46,682	N/A**	472	2%	-21%
Jordan	116	1	32,848	31,396	429	11%	-23%
West Bank an..	114	2	35,587	33,394	412	-10%	-52%
Denmark	78	2	34,927	33,386	383	-47%	-44%
Estonia	401	5	36,130	28,484	348	0%	-9%
Turkey	91	1	30,015	28,939	318	-1%	-24%
Kuwait	192	0	40,041	37,826	226	39%	56%
Bahrain	359	0	63,076	59,456	223	76%	18%
UAE	331	1	33,011	30,915	93	2%	54%
Qatar	137	0	53,487	50,992	87	61%	0%
Total World	59	2	13,704	7,638	299	-22%	-4%

*Change from 14d ago:
Compares 14d-avgs. of Daily New Cases/Deaths
today with 14d-avgs. from 14d ago

In the past 7 days, confirmed cases in **Albania** increased 9% (+2,505 per 1M)
and deaths increased 6% (+28 per 1M)

Top 50 countries selected by Cases / 1M
Sorted by Total Deaths / 1M
Excluded countries with population < 1M

N/A** due to inconsistent reporting of Recovered Cases



Top 50 Countries: Raw Volume

Updated 8 Feb 2021, 3:30 GMT

4

1 - 25	Average over last 7 days		Total Since 22 Jan			Change from 14d Ago in 14 day avg of daily new	
	New Confirmed	New Deaths	Total Confirmed	Total Recovered	Total Deaths	Confirmed	Deaths
EU	112,026	3,221	20,418,116	10,240,773	493,667	-11%	-3%
US	117,007	3,160	27,005,831	N/A**	463,445	-31%	-2%
Brazil	45,701	1,004	9,524,640	8,467,982	231,534	-8%	4%
Mexico	9,698	1,095	1,932,145	1,490,077	166,200	-26%	4%
India	11,512	98	10,838,194	10,534,505	155,080	-15%	-30%
UK	18,428	902	3,957,177	10,270	112,681	-48%	-12%
Italy	11,958	394	2,636,738	2,118,441	91,273	-11%	-13%
France	20,009	416	3,395,981	239,183	79,111	5%	12%
Russia	16,445	486	3,923,461	3,418,329	75,430	-22%	-5%
Germany	9,431	649	2,291,673	2,052,656	61,708	-34%	-17%
Spain	28,410	438	2,941,990	150,376	61,386	-2%	67%
Iran	6,919	73	1,466,435	1,253,554	58,469	8%	-10%
Colombia	8,905	287	2,157,216	2,027,333	55,993	-38%	-12%
Argentina	7,587	171	1,980,347	1,778,965	49,171	-22%	1%
South Africa	3,196	304	1,476,135	1,360,204	46,290	-65%	-30%
Peru	6,923	183	1,186,698	1,089,040	42,308	37%	73%
Poland	5,267	272	1,550,255	1,307,161	39,087	-17%	-11%
Indonesia	11,360	223	1,157,837	949,990	31,556	5%	0%
Turkey	7,713	115	2,531,456	2,440,706	26,797	-1%	-24%
Ukraine	3,875	138	1,288,669	1,110,927	24,828	-31%	-17%
Belgium	2,208	42	725,610	N/A**	21,389	9%	-13%
Canada	3,789	108	809,001	732,688	20,760	-35%	-20%
Chile	3,540	75	751,886	710,029	18,974	-8%	24%
Romania	2,368	78	745,318	691,377	18,881	-14%	-2%
Czechia	7,172	132	1,034,975	919,699	17,235	-9%	-17%

26 - 50	Average over last 7 days		Total Since 22 Jan			Change from 14d Ago in 14 day avg of daily new	
	New Confirmed	New Deaths	Total Confirmed	Total Recovered	Total Deaths	Confirmed	Deaths
Ecuador	1,065	22	258,282	220,398	15,012	-16%	-13%
Netherlands	3,949	58	1,019,720	13,329	14,516	-25%	-27%
Portugal	6,414	239	765,414	606,166	14,158	-15%	38%
Iraq	1,273	10	628,550	600,193	13,120	37%	30%
Hungary	1,273	81	376,495	279,763	13,090	-2%	-15%
Sweden	3,015	75	588,062	N/A**	12,115	-29%	-29%
Pakistan	1,298	49	555,511	511,502	12,026	-28%	10%
Philippines	1,670	61	537,310	499,798	11,179	-9%	12%
Switzerland	1,508	33	531,873	317,600	9,613	-28%	-31%
Morocco	600	17	475,355	454,504	8,394	-34%	-40%
Bangladesh	418	11	538,062	483,372	8,205	-33%	-25%
Austria	1,349	42	423,839	402,053	8,012	-20%	-15%
Japan	2,228	96	405,765	362,075	6,424	-48%	3%
Saudi Arabia	315	4	370,278	361,515	6,402	52%	-18%
Panama	959	30	327,091	292,302	5,480	-51%	-31%
Slovakia	1,916	80	263,326	241,686	5,199	-5%	-2%
Israel	6,952	46	692,101	619,100	5,121	-11%	-6%
Jordan	1,186	9	335,154	320,335	4,379	11%	-23%
Serbia	1,803	15	407,881	N/A**	4,126	2%	-21%
Lebanon	2,695	76	319,917	206,523	3,616	-33%	82%
Georgia	559	15	262,024	253,614	3,283	-40%	-19%
Nepal	138	1	271,925	268,072	2,038	-47%	-56%
Belarus	1,479	9	258,691	247,177	1,783	-17%	2%
UAE	3,269	10	326,495	305,759	921	2%	54%
Total World	456,447	12,751	106,160,999	59,170,173	2,317,170	-22%	-4%

*Change from 14d ago:
Compares 14d-avgs. of Daily New Cases/Deaths
today with 14d-avgs. from 14d ago

In the past 14 days, confirmed cases in the **EU** increased 9% (+1,753,729 cases)
and death increased 11% (+47,916 deaths)

Top 50 countries selected by Total Cases
Sorted by Raw Total Deaths
Excluded countries with population < 1M

N/A** due to inconsistent reporting of Recovered Cases



United States: Per 1M



1 - 25

	Average over last 7 days		Total Since 22 Jan			Change from 14d Ago* in 14 day avg of daily new	
	New Confirmed	New Deaths	Total Confirmed	Total Recovered	Total Deaths	Confirmed	Deaths
New Jersey	408	8	81,305	7,876	2,476	-24%	-5%
New York	443	9	76,090	6,832	2,305	-28%	-7%
Massachusetts	413	9	78,917	61,765	2,176	-35%	-12%
Mississippi	321	11	94,645	80,028	2,106	-31%	-18%
Rhode Island	466	8	111,285	6,828	2,088	-33%	-23%
South Dakota	158	5	123,470	118,807	2,045	-46%	-13%
Connecticut	375	7	72,749	2,749	2,023	-32%	-20%
Louisiana	344	8	88,585	78,183	1,962	-25%	-20%
Arizona	436	18	107,249	14,835	1,930	-44%	-14%
North Dakota	99	1	128,802	125,903	1,907	-36%	-78%
Indiana	276	39	95,022	61,741	1,755	-39%	187%
Pennsylvania	302	9	68,204	57,473	1,751	-21%	-33%
Alabama	372	24	96,350	51,575	1,737	-20%	40%
Illinois	226	5	90,464	N/A	1,715	-39%	-24%
Arkansas	543	10	101,642	94,541	1,682	-22%	-17%
New Mexico	238	8	84,678	52,955	1,621	-36%	-36%
Iowa	235	9	102,879	93,056	1,619	-30%	78%
Michigan	151	5	62,150	49,915	1,587	-30%	-35%
Tennessee	350	17	109,032	103,306	1,533	-35%	50%
S. Carolina	638	17	90,580	40,224	1,486	-25%	50%
Nevada	266	12	92,217	N/A	1,467	-41%	-12%
Georgia	424	12	88,627	N/A	1,421	-33%	3%
Kansas	342	15	97,458	2,029	1,399	-38%	9%
Texas	584	11	86,042	72,118	1,356	-13%	0%
DC	235	8	53,893	38,023	1,349	-22%	45%

*Change from 14d ago:
Compares 14d-avgs. of Daily New Cases/Deaths
today with 14d-avgs. from 14d ago

26 - 51

	Average over last 7 days		Total Since 22 Jan			Change from 14d Ago* in 14 day avg of daily new	
	New Confirmed	New Deaths	Total Confirmed	Total Recovered	Total Deaths	Confirmed	Deaths
Florida	377	8	82,783	N/A	1,290	-25%	1%
Delaware	370	17	82,765	N/A	1,241	-35%	142%
Montana	246	11	89,626	85,296	1,229	-22%	72%
Maryland	217	5	60,150	1,576	1,216	-36%	-18%
Missouri	185	9	78,523	N/A	1,214	-35%	-6%
West Virginia	295	8	69,586	59,394	1,188	-33%	-25%
Wisconsin	212	4	103,184	90,876	1,136	-38%	-32%
Minnesota	160	3	83,005	80,364	1,129	-29%	-47%
California	339	12	86,504	N/A	1,118	-48%	-1%
Wyoming	176	7	90,931	88,147	1,078	-57%	-35%
Nebraska	222	4	100,145	72,584	1,017	-41%	-25%
Ohio	299	6	78,724	70,500	997	-36%	-13%
Colorado	227	2	70,385	3,724	995	-24%	-24%
Idaho	202	3	92,447	48,167	989	-42%	-27%
Oklahoma	523	10	102,087	94,388	964	-26%	3%
N. Carolina	527	9	75,914	65,188	952	-19%	14%
Kentucky	428	9	84,217	10,060	900	-29%	15%
New Hampshire	282	5	50,289	46,785	812	-44%	-1%
Virginia	407	5	61,991	4,869	794	-23%	1%
Washington	160	3	42,042	N/A	584	-30%	-19%
Utah	356	3	110,609	100,362	541	-40%	-31%
Oregon	159	2	34,882	N/A	480	-28%	-48%
Maine	201	5	30,664	9,318	472	-37%	-19%
Alaska	177	3	75,537	N/A	381	-37%	-43%
Hawaii	62	1	18,846	N/A	295	-27%	130%
Vermont	214	2	20,673	15,269	293	-10%	-7%

8% of the total **US** population (331M) has tested positive (27M positive tests)

Sorted by Total Deaths / 1M

N/As due to states revising and updating case counts



United States: Raw Volume



1 - 25

	Average over last 7 days		Total Since 22 Jan			Change from 14d Ago* in 14 day avg of daily new	
	New Confirmed	New Deaths	Total Confirmed	Total Recovered	Total Deaths	Confirmed	Deaths
New York	8,617	172	1,480,224	132,905	44,839	-28%	-7%
California	13,388	461	3,417,982	N/A	44,155	-48%	-1%
Texas	16,931	321	2,494,861	2,091,113	39,322	-13%	0%
Florida	8,087	174	1,777,983	N/A	27,696	-25%	1%
Pennsylvania	3,871	114	873,146	735,763	22,416	-21%	-33%
New Jersey	3,620	72	722,167	69,953	21,989	-24%	-5%
Illinois	2,864	69	1,146,346	N/A	21,738	-39%	-24%
Michigan	1,507	47	620,685	498,495	15,854	-30%	-35%
Georgia	4,507	128	940,991	N/A	15,092	-33%	3%
Massachusetts	2,844	60	543,934	425,717	14,999	-35%	-12%
Arizona	3,176	133	780,637	107,979	14,048	-44%	-14%
Indiana	1,861	263	639,711	415,656	11,817	-39%	187%
Ohio	3,489	69	920,217	824,080	11,659	-36%	-13%
Tennessee	2,391	117	744,600	705,492	10,469	-35%	50%
N. Carolina	5,524	93	796,195	683,697	9,983	-19%	14%
Louisiana	1,598	37	411,812	363,457	9,119	-25%	-20%
Alabama	1,826	118	472,423	252,880	8,515	-20%	40%
S. Carolina	3,284	87	466,373	207,101	7,651	-25%	50%
Missouri	1,136	58	481,929	N/A	7,449	-35%	-6%
Maryland	1,311	32	363,650	9,525	7,349	-36%	-18%
Connecticut	1,336	24	259,372	9,800	7,214	-32%	-20%
Virginia	3,478	45	529,125	41,558	6,778	-23%	1%
Wisconsin	1,235	26	600,782	529,120	6,613	-38%	-32%
Minnesota	902	14	468,118	453,225	6,367	-29%	-47%
Mississippi	954	32	281,678	238,176	6,269	-31%	-18%

26 - 51

	Average over last 7 days		Total Since 22 Jan			Change from 14d Ago* in 14 day avg of daily new	
	New Confirmed	New Deaths	Total Confirmed	Total Recovered	Total Deaths	Confirmed	Deaths
Colorado	1,306	13	405,330	21,445	5,731	-24%	-24%
Iowa	740	30	324,590	293,597	5,108	-30%	78%
Arkansas	1,638	30	306,736	285,306	5,076	-22%	-17%
Nevada	819	36	284,042	N/A	4,520	-41%	-12%
Washington	1,221	23	320,146	N/A	4,449	-30%	-19%
Kansas	996	44	283,926	5,912	4,075	-38%	9%
Kentucky	1,910	39	376,253	44,945	4,020	-29%	15%
Oklahoma	2,069	38	403,954	373,490	3,813	-26%	3%
New Mexico	499	17	177,556	111,037	3,399	-36%	-36%
Rhode Island	493	8	117,891	7,233	2,212	-33%	-23%
West Virginia	530	15	124,708	106,442	2,129	-33%	-25%
Oregon	672	9	147,122	N/A	2,023	-28%	-48%
Nebraska	430	7	193,722	140,408	1,968	-41%	-25%
South Dakota	140	4	109,229	105,104	1,809	-46%	-13%
Idaho	361	6	165,209	86,078	1,767	-42%	-27%
Utah	1,141	10	354,608	321,756	1,736	-40%	-31%
North Dakota	75	1	98,155	95,946	1,453	-36%	-78%
Montana	263	12	95,790	91,162	1,314	-22%	72%
Delaware	360	17	80,594	N/A	1,208	-35%	142%
New Hampshire	383	7	68,379	63,614	1,104	-44%	-1%
DC	166	6	38,035	26,835	952	-22%	45%
Maine	271	6	41,219	12,526	635	-37%	-19%
Wyoming	102	4	52,627	51,016	624	-57%	-35%
Hawaii	87	1	26,684	N/A	417	-27%	130%
Alaska	130	2	55,259	N/A	279	-37%	-43%
Vermont	134	1	12,900	9,528	183	-10%	-7%

*Change from 14d ago:
Compares 14d-avgs. of Daily New Cases/Deaths
today with 14d-avgs. from 14d ago

Hawaii (2%) and **Vermont (2%)** have the lowest percentage of total population tested positive

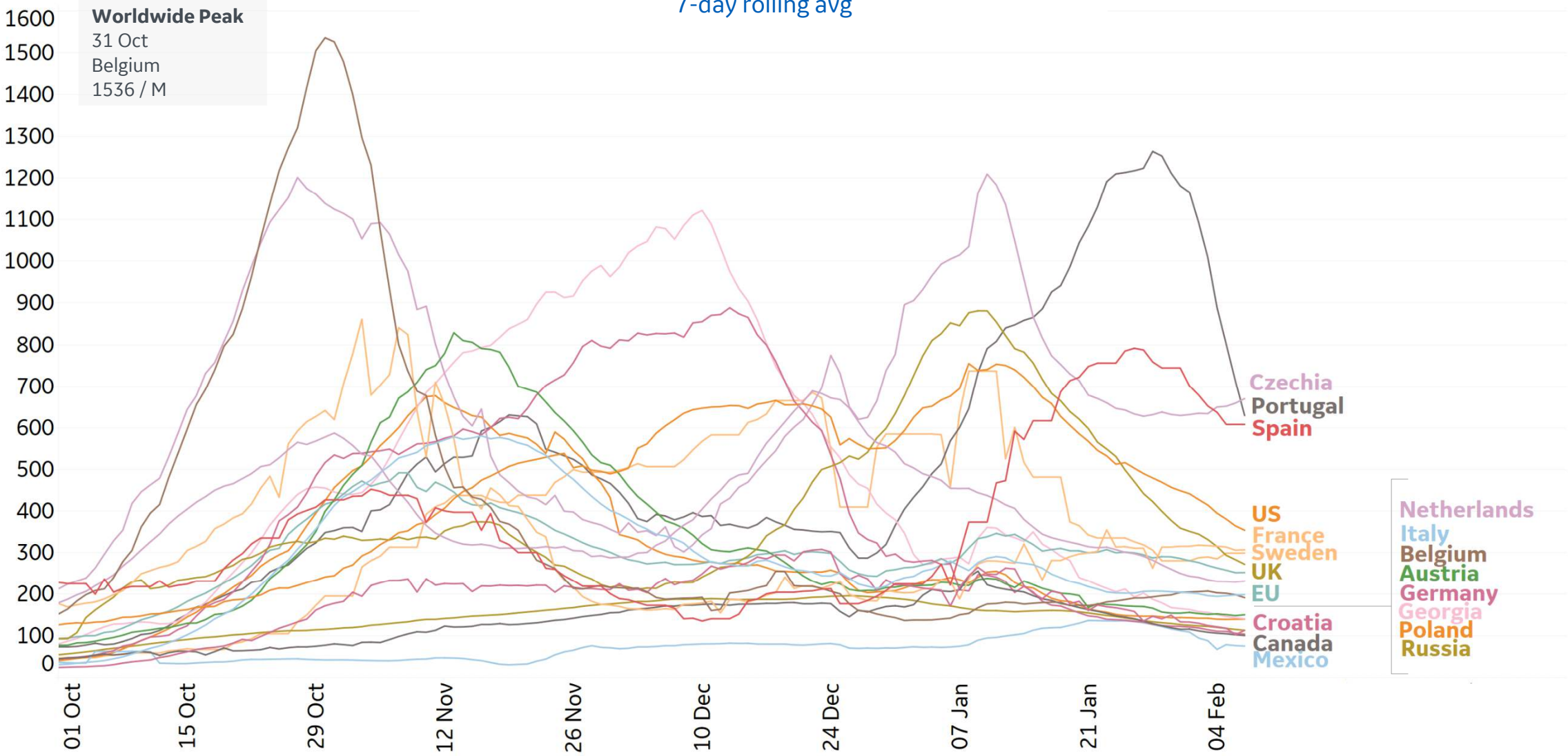
Sorted by Raw Total Deaths

N/As due to states revising and updating case counts



New Confirmed Cases in Select Countries

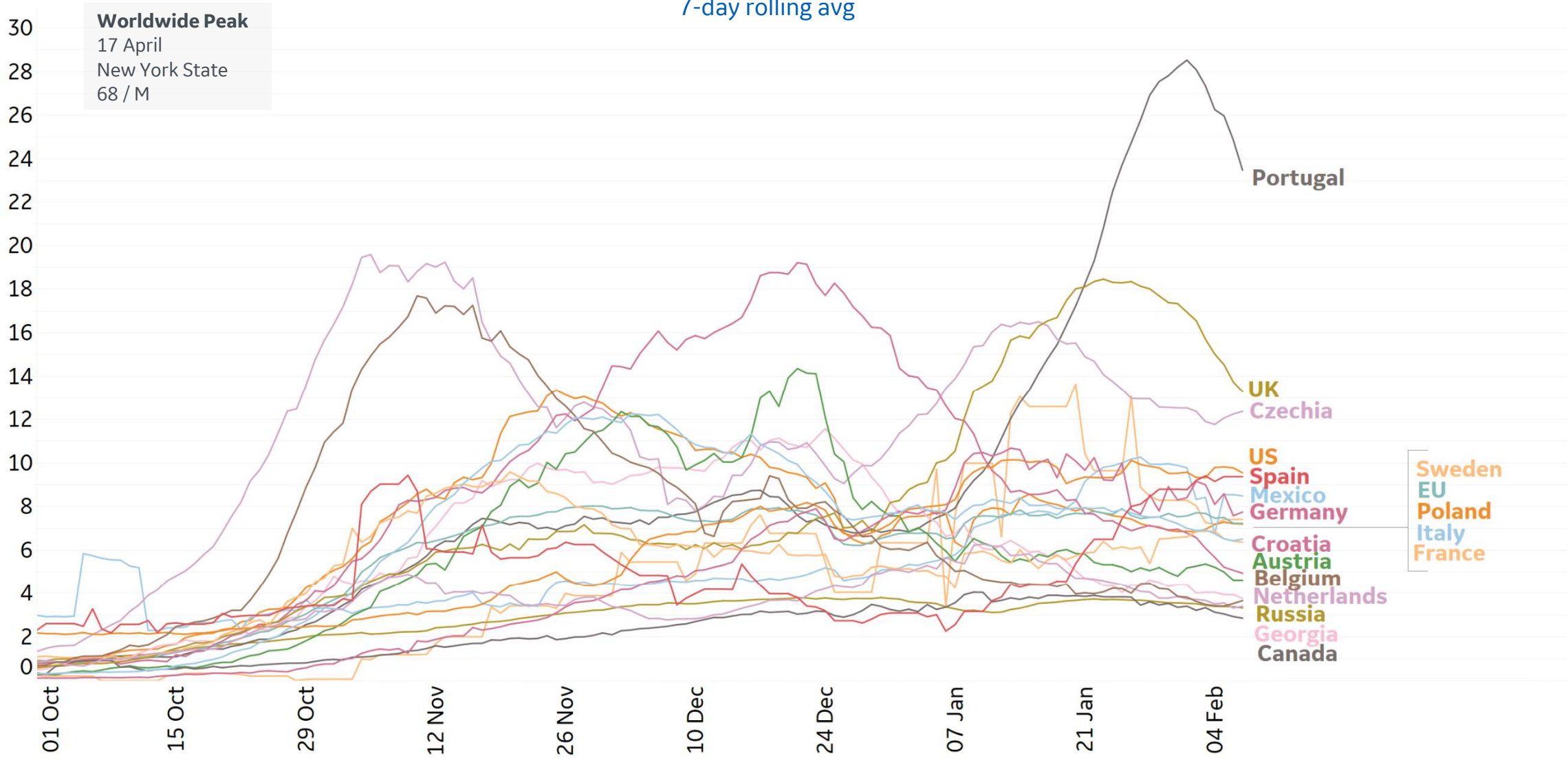
Daily New Confirmed Cases / 1M
7-day rolling avg





New Deaths in Select Countries

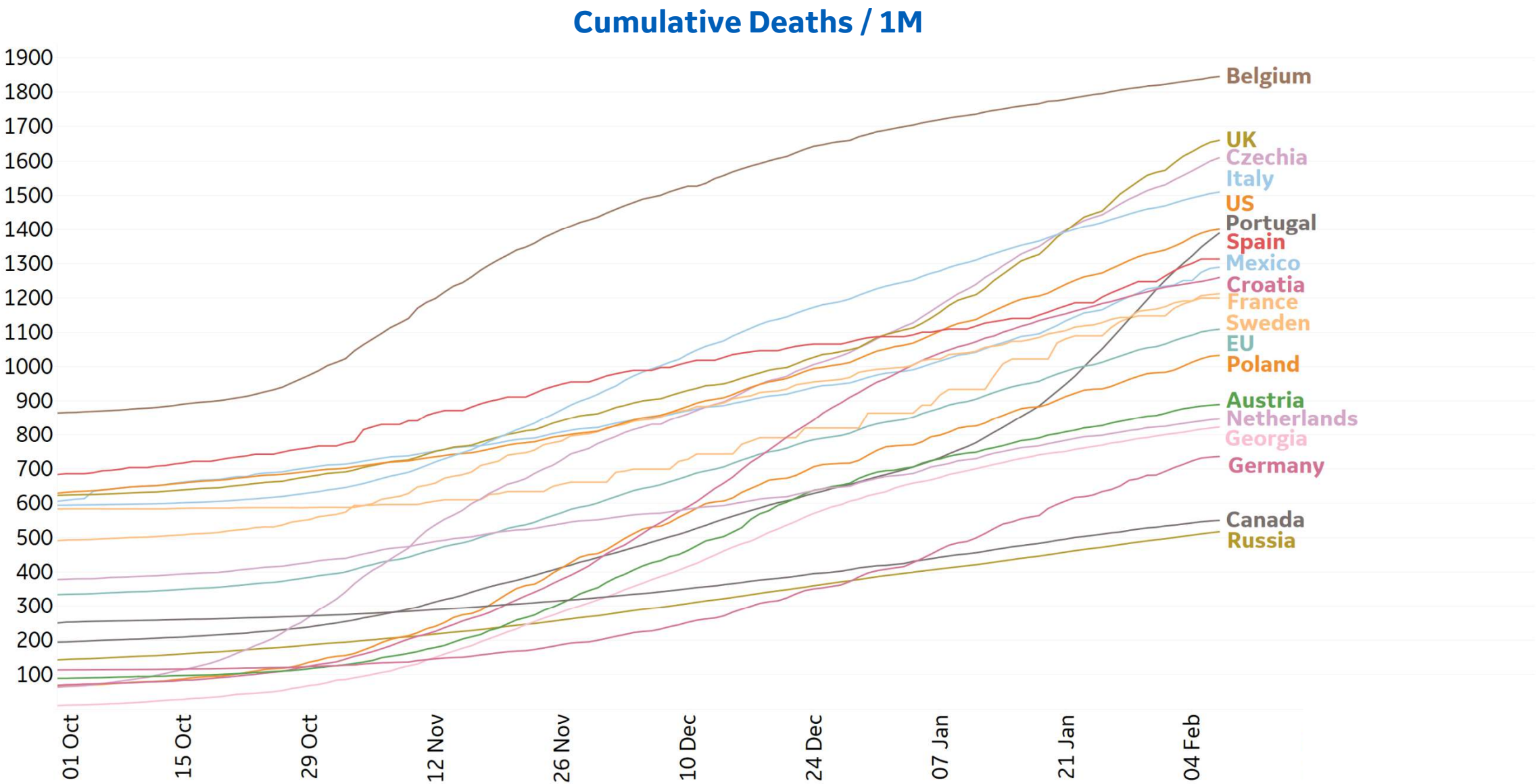
Daily New Deaths / 1M
7-day rolling avg

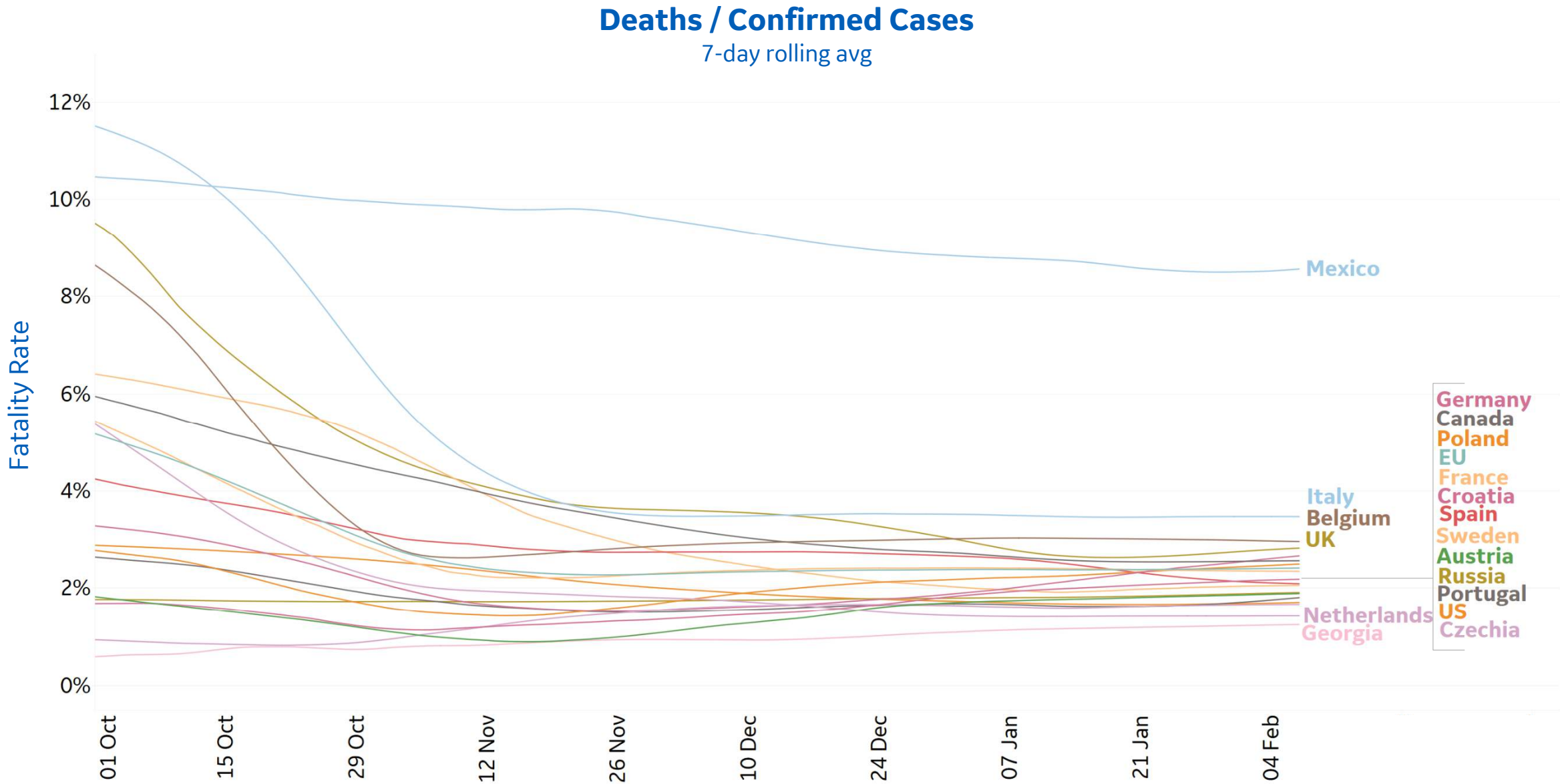




Cumulative Deaths in Select Countries

Updated 8 Feb 2021, 3:30 GMT 9

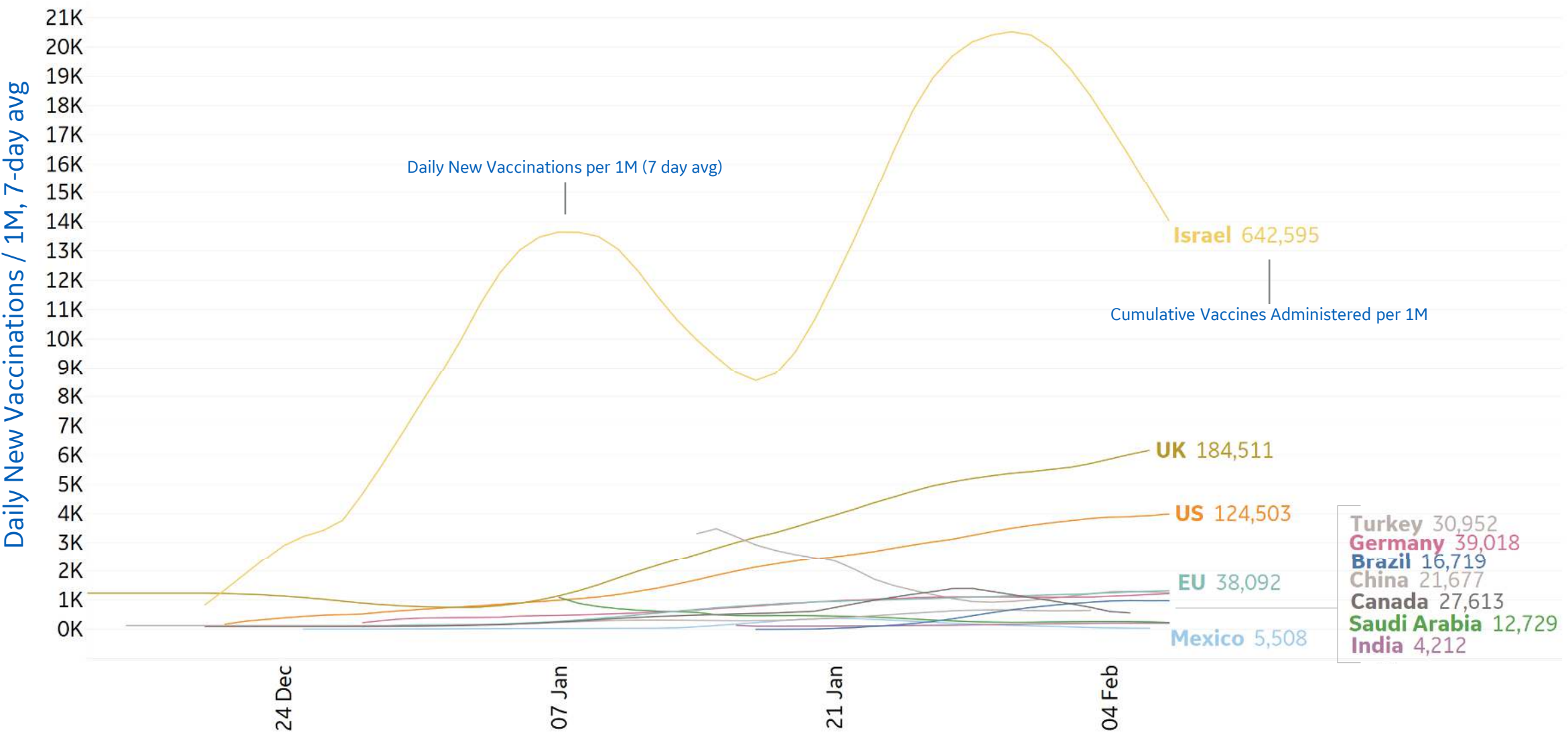






Daily & Total Vaccinations, Select Countries

Select countries with data available





US State Vaccinations to Date



State	% Fully Vaccinated	% Rec'd at Least 1 Dose	Population
West Virginia	5.8%	12.1%	1,792,147
Alaska	5.4%	14.5%	731,545
North Dakota	4.9%	11.2%	762,062
South Dakota	4.5%	10.4%	884,659
Vermont	4.2%	9.8%	623,989
New Mexico	4.0%	11.7%	2,096,829
Oklahoma	3.7%	10.7%	3,956,971
Louisiana	3.6%	9.3%	4,648,794
Tennessee	3.6%	8.0%	6,829,174
Connecticut	3.5%	11.3%	3,565,287
Colorado	3.4%	9.2%	5,758,736
Nebraska	3.4%	8.5%	1,934,408
Montana	3.4%	9.5%	1,068,778
New Hampshire	3.4%	8.8%	1,359,711
Maine	3.3%	9.8%	1,344,212
Rhode Island	3.2%	7.9%	1,059,361
Michigan	3.1%	9.3%	9,986,857
Oregon	3.1%	9.5%	4,217,737
Arkansas	3.0%	9.9%	3,017,804
Florida	2.9%	9.2%	21,477,737
Hawaii	2.9%	9.7%	1,415,872
Minnesota	2.8%	9.4%	5,639,632
Iowa	2.8%	7.5%	3,155,070
Utah	2.8%	8.9%	3,205,958
Kentucky	2.7%	9.5%	4,467,673

2.6%

Total US population
fully vaccinated
(25,788 per million)

8.9%

Total US population
having received
at least 1 dose
(89,319 per million)

Fully vaccinated people are persons who
have received all doses required per vaccine

State	% Fully Vaccinated	% Rec'd at Least 1 Dose	Population
Texas	2.7%	8.5%	28,995,881
New York	2.7%	8.9%	19,453,561
Wisconsin	2.6%	10.0%	5,822,434
Wyoming	2.6%	9.7%	578,759
Pennsylvania	2.5%	8.5%	12,801,989
North Carolina	2.5%	9.3%	10,488,084
Delaware	2.5%	10.1%	973,764
Massachusetts	2.5%	8.8%	6,892,503
Ohio	2.4%	8.6%	11,689,100
Maryland	2.4%	8.6%	6,045,680
Washington	2.4%	9.3%	7,614,893
New Jersey	2.4%	9.2%	8,882,190
Virginia	2.3%	10.3%	8,535,519
Indiana	2.3%	8.8%	6,732,219
Missouri	2.3%	7.8%	6,137,428
Illinois	2.3%	8.6%	12,671,821
Kansas	2.3%	7.9%	2,913,314
South Carolina	2.2%	8.8%	5,148,714
Arizona	2.1%	9.0%	7,278,717
California	2.0%	9.2%	39,512,223
Nevada	2.0%	8.8%	3,080,156
Georgia	2.0%	8.6%	10,617,423
Idaho	1.9%	7.9%	1,787,065
Mississippi	1.9%	8.9%	2,976,149
Alabama	1.8%	7.7%	4,903,185



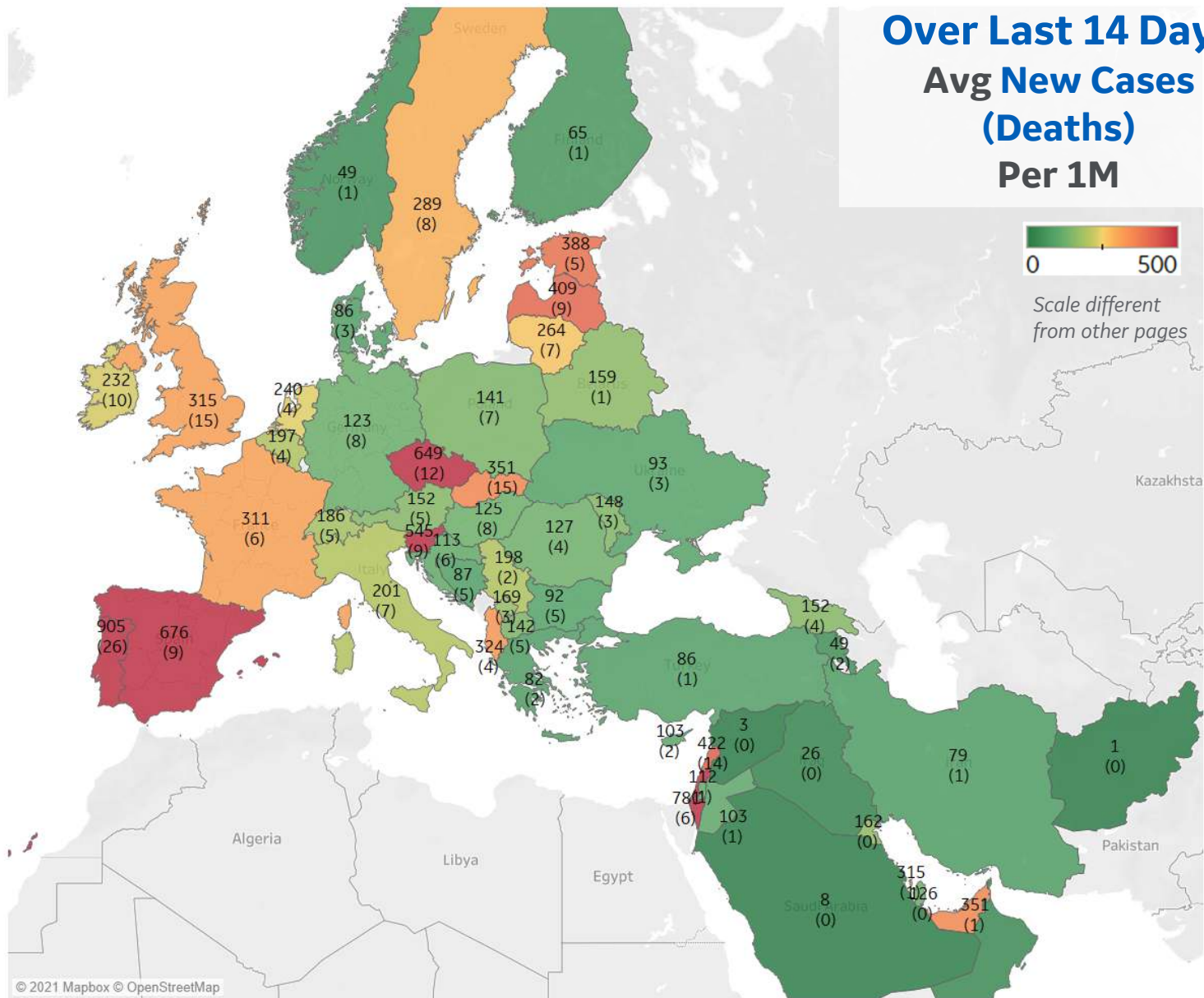
Per 1M in Region

	Today	Change
Active Cases	15,457	+0.1%
Confirmed	130 new	+0.4%
Deaths	2 new	+0.3%
Recovered	118 new	+0.6%

Most Daily New Cases / 1M

Portugal	905
Israel	781
Spain	676
Czechia	649
Slovenia	545
Lebanon	422
Latvia	409
Estonia	388
Slovakia	351
UAE	351

* Excludes regions with population < 1M



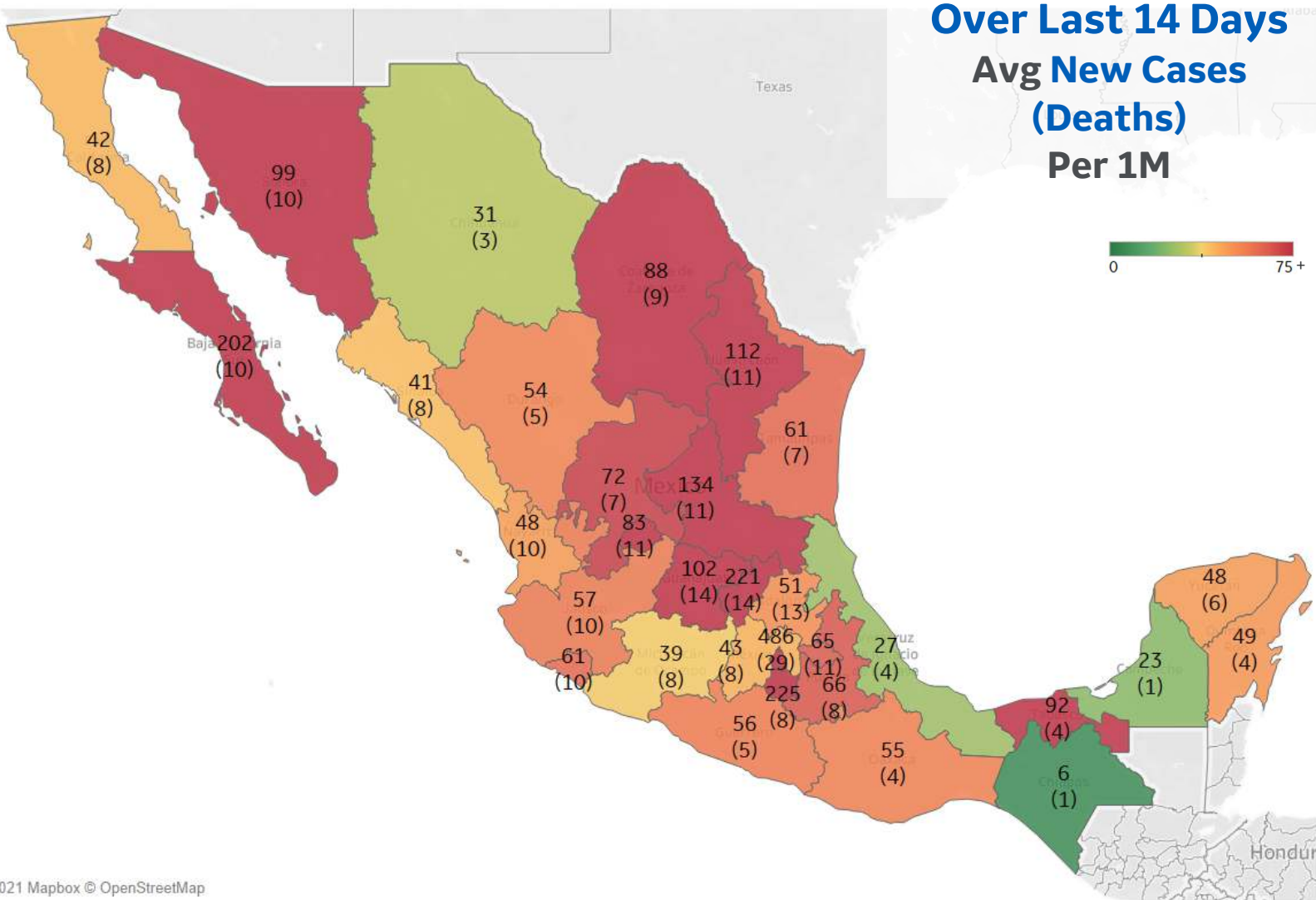


Per 1M in Region

	Today	Change
Active Cases	2,140	-0.8%
Confirmed	47 new	+0.3%
Deaths	3 new	+0.2%
Recovered	62 new	+0.5%

Most Daily New Cases / 1M

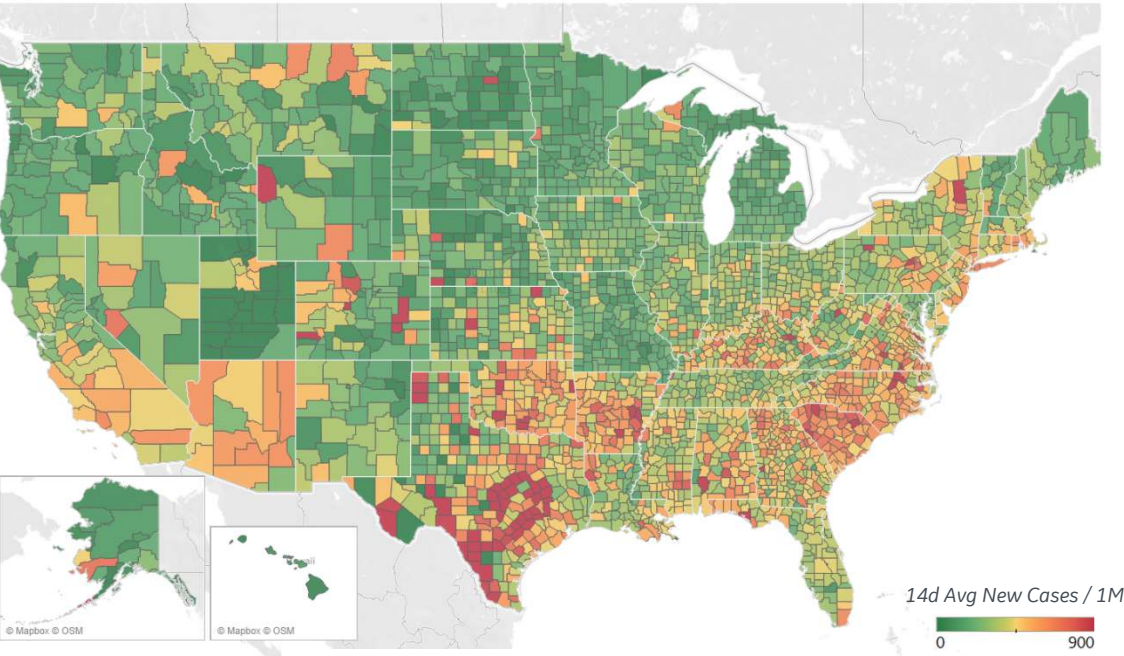
Distrito Federal	486
Morelos	225
Querétaro	221
Baja California Sur	202
San Luis Potosí	134
Nuevo León	112
Guanajuato	102
Sonora	99
Nacional	94
Tabasco	92





US Counties: Recent Cases and Deaths

Average New Cases per 1M Over Last 14 Days

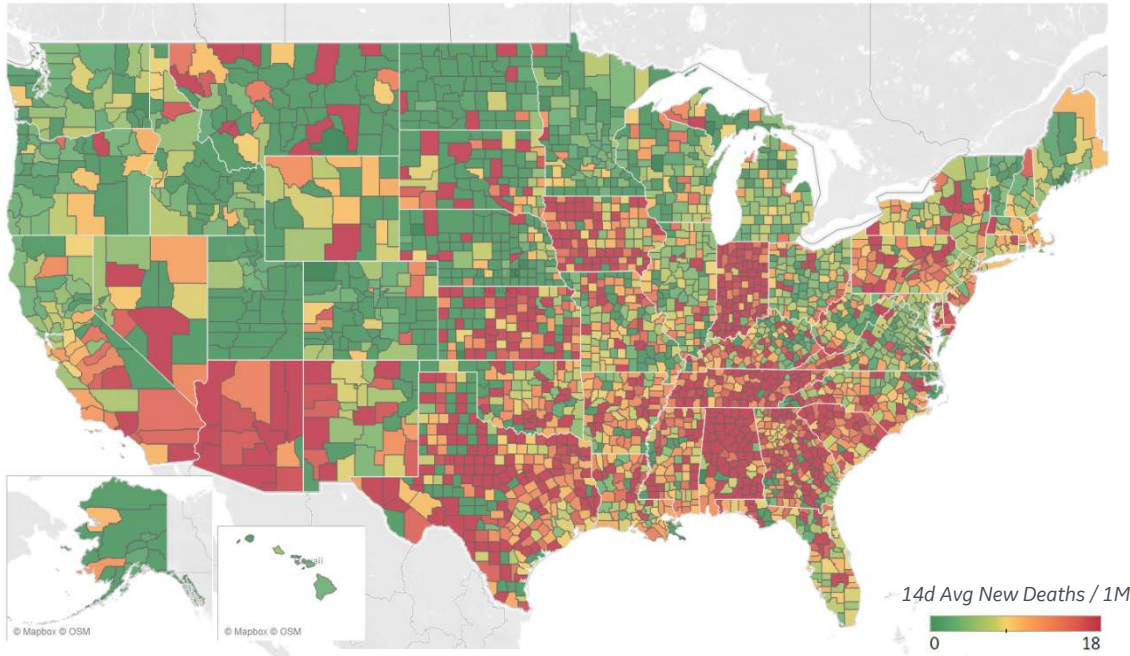


Top 10 by New Confirmed

Avg New Confirmed Cases / 1M

Spartanburg County, SC	931
Webb County, TX	929
Bexar County, TX	826
Greenville County, SC	813
Tarrant County, TX	771
Nassau County, NY	696
Montgomery County, TX	686
Galveston County, TX	674
Suffolk County, NY	670
Ventura County, CA	663

Average New Deaths per 1M Over Last 14 Days



Top 10 by New Deaths

Avg New Deaths/ 1M

Madison County, AL	28
St. Joseph County, IN	28
Jefferson County, AL	25
Spartanburg County, SC	23
Luzerne County, PA	21
Marion County, FL	20
Pima County, AZ	20
Los Angeles County, CA	20
Lake County, IN	19
Pinal County, AZ	18

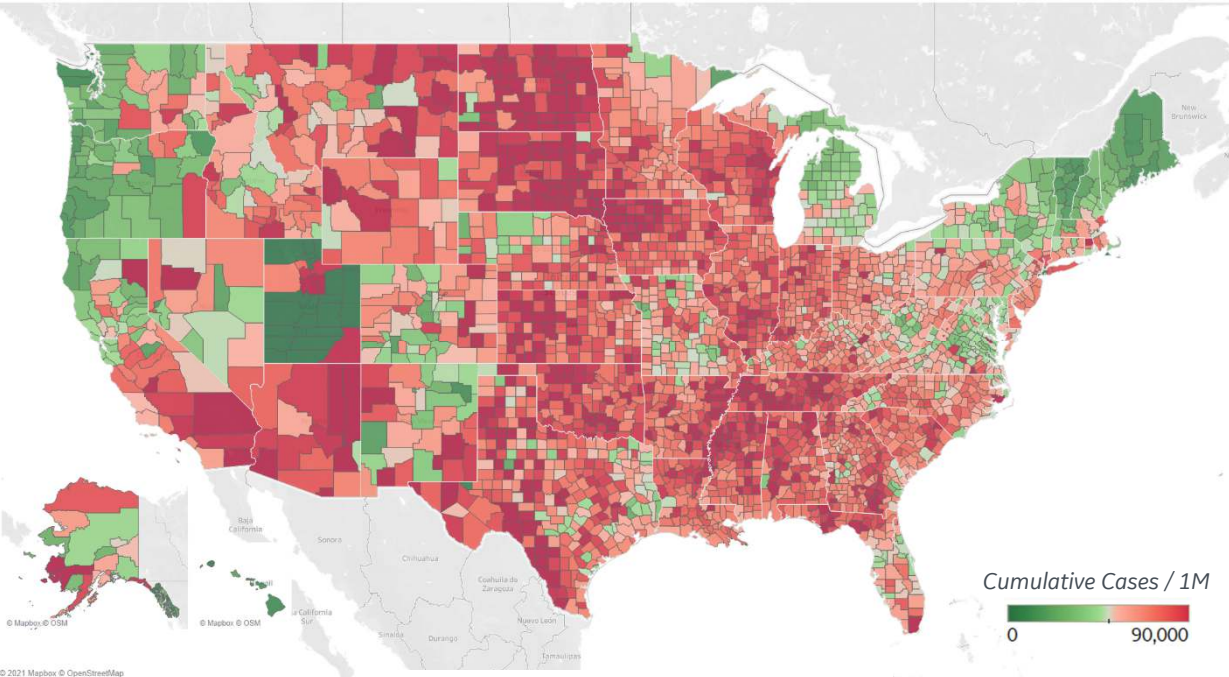
Note: Lists includes counties
≥ 250K population



US Counties: Cumulative Cases and Deaths

Updated 8 Feb 2021, 3:30 GMT 16

Confirmed **Cases** per 1M to date

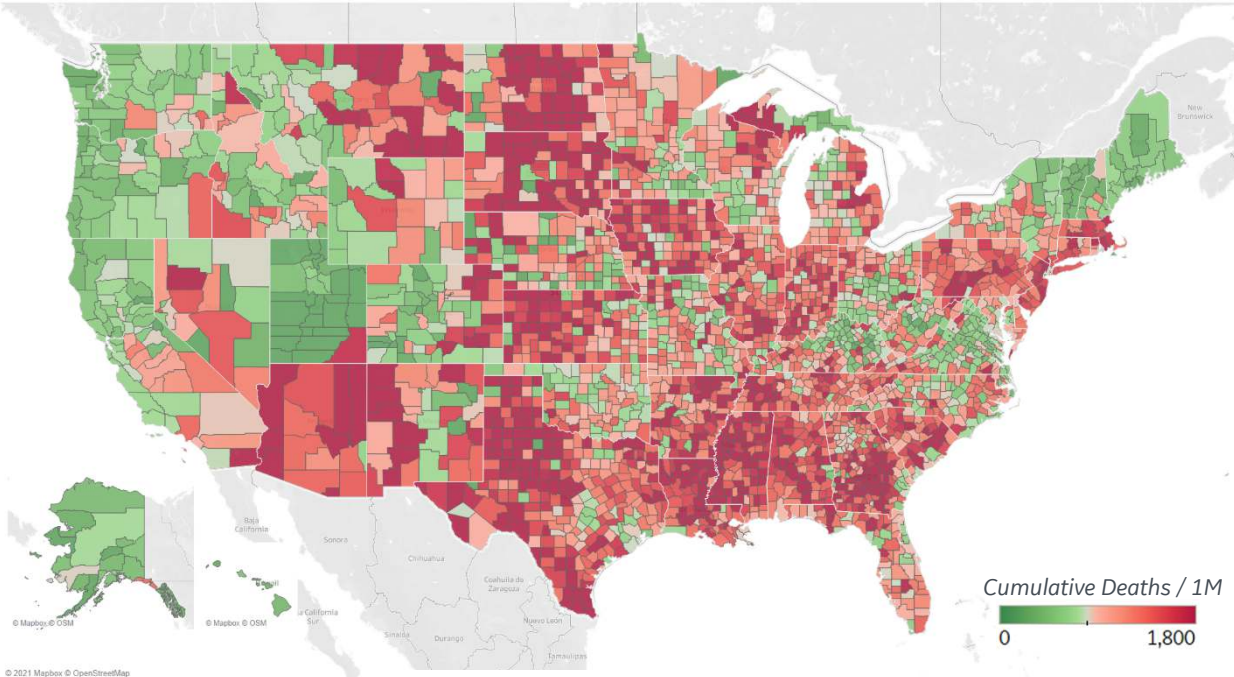


Top 10 Counties

Total Confirmed Cases / 1M

Lubbock County, TX	152,681
Webb County, TX	149,506
Miami-Dade County, FL	141,189
El Paso County, TX	138,988
Utah County, UT	135,549
San Bernardino County, CA	127,495
Brown County, WI	120,355
Providence County, RI	120,087
Salt Lake County, UT	114,528
Los Angeles County, CA	114,202

Reported **Deaths** per 1M to date



Top 10 Counties

Total Reported Deaths / 1M

New York City*	5,115
Passaic County, NJ	3,226
Essex County, NJ	3,217
Cameron County, TX	3,207
Union County, NJ	3,052
Hidalgo County, TX	2,865
Ocean County, NJ	2,826
Hudson County, NJ	2,820
Bergen County, NJ	2,688
Hampden County, MA	2,642

Note: Lists includes counties $\geq 250K$ population

* New York City counties aggregated into one reporting area



Per 1M in Region

	Today	Change
Active Cases	1,472	-0.3%
Confirmed	85 new	+0.4%
Deaths	2 new	+0.3%
Recovered	88 new	+0.5%

Most Daily New Cases / 1M

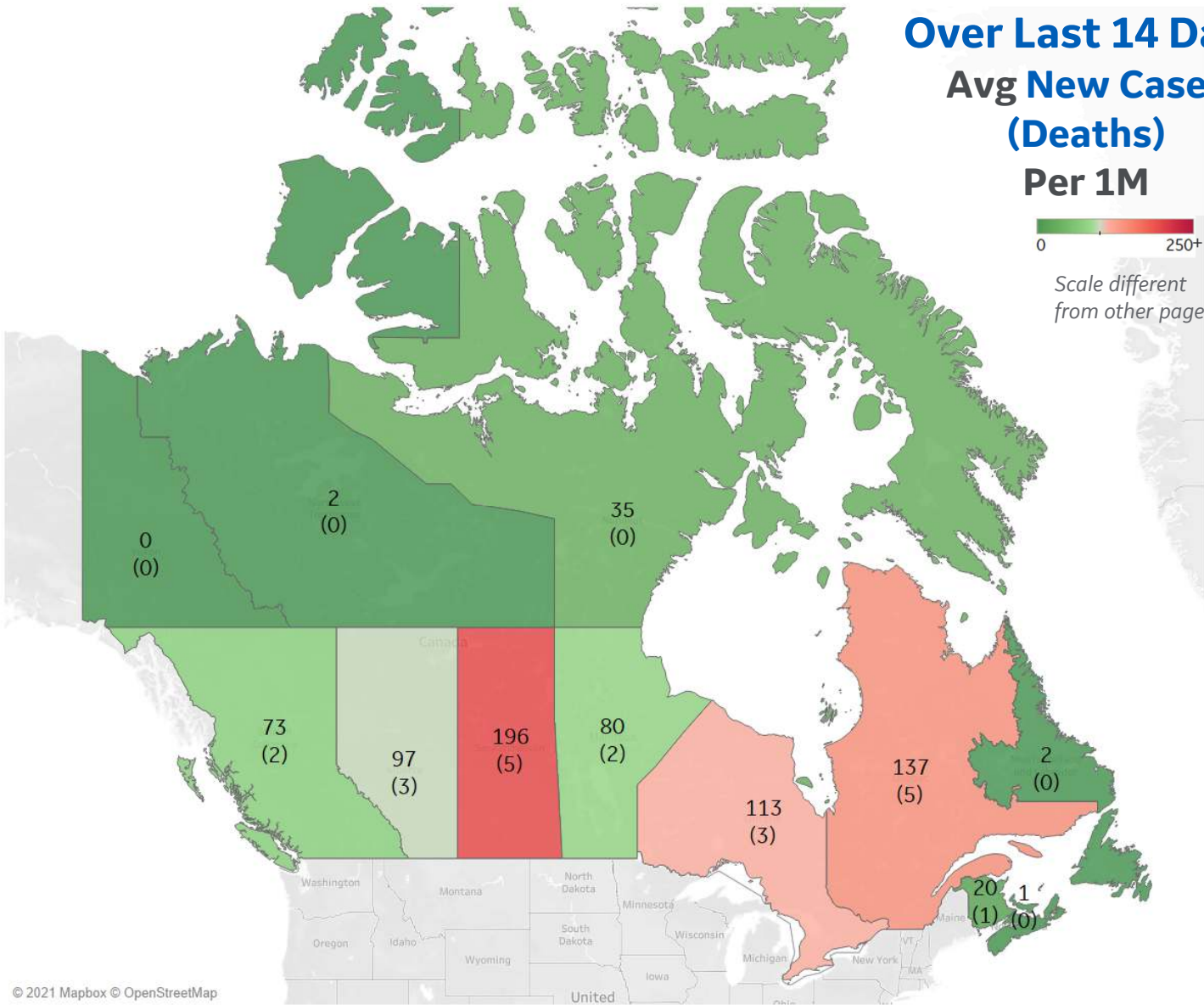
Saskatchewan	196
Quebec	137
Ontario	113
Alberta	97
Manitoba	80
British Columbia	73

* Excludes regions with population < 1M

Over Last 14 Days Avg New Cases (Deaths) Per 1M



Scale different
from other pages





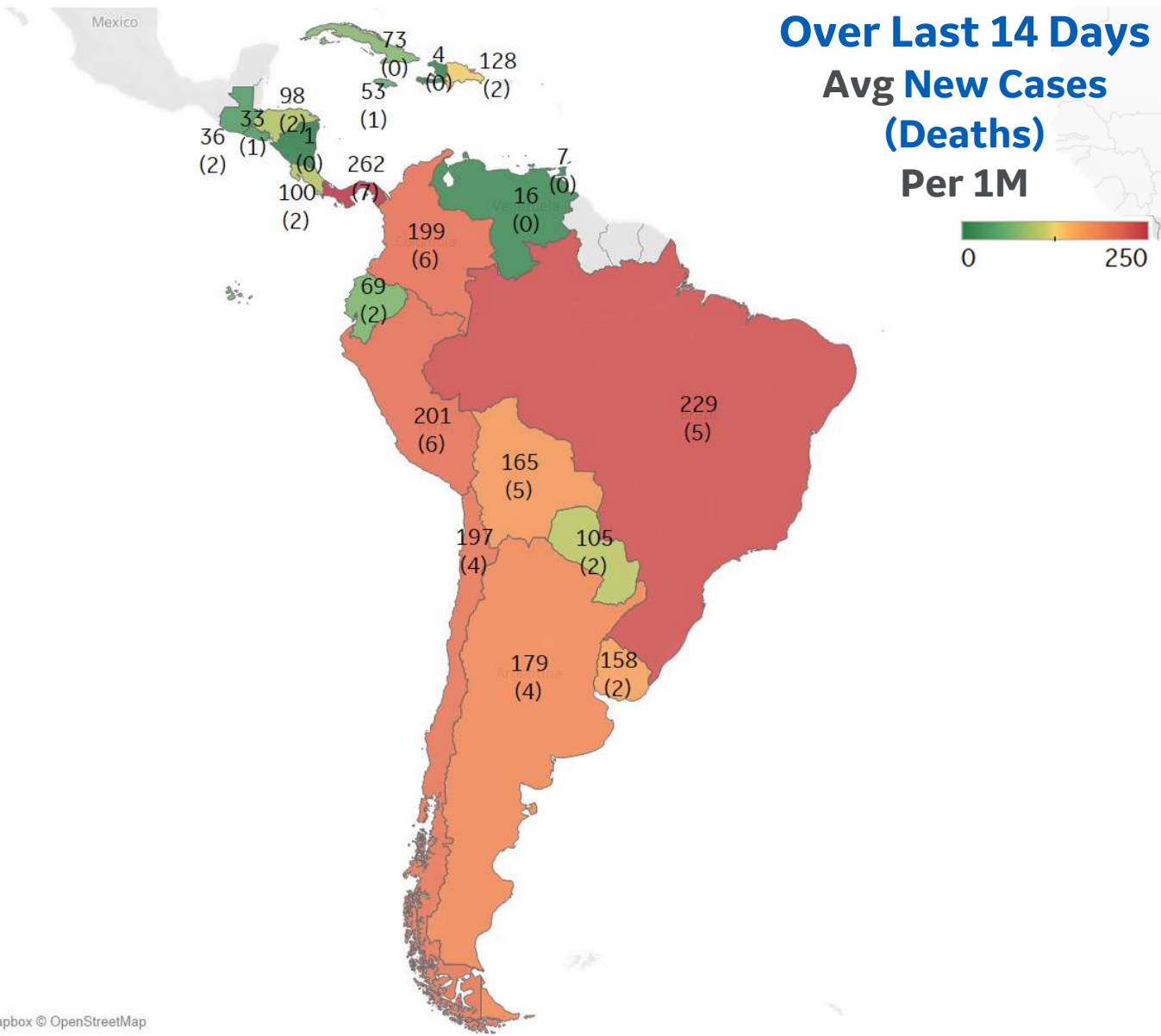
Per 1M in Region

	Today	Change
Active Cases	2,837	+2.4%
Confirmed	215 new	+0.6%
Deaths	5 new	+0.6%
Recovered	145 new	+0.5%

Most Daily New Cases / 1M

Panama	262
Brazil	229
Peru	201
Colombia	199
Chile	197
Argentina	179
Bolivia	165
Uruguay	158
Dom. Rep.	128
Paraguay	105

* Excludes regions with population < 1M





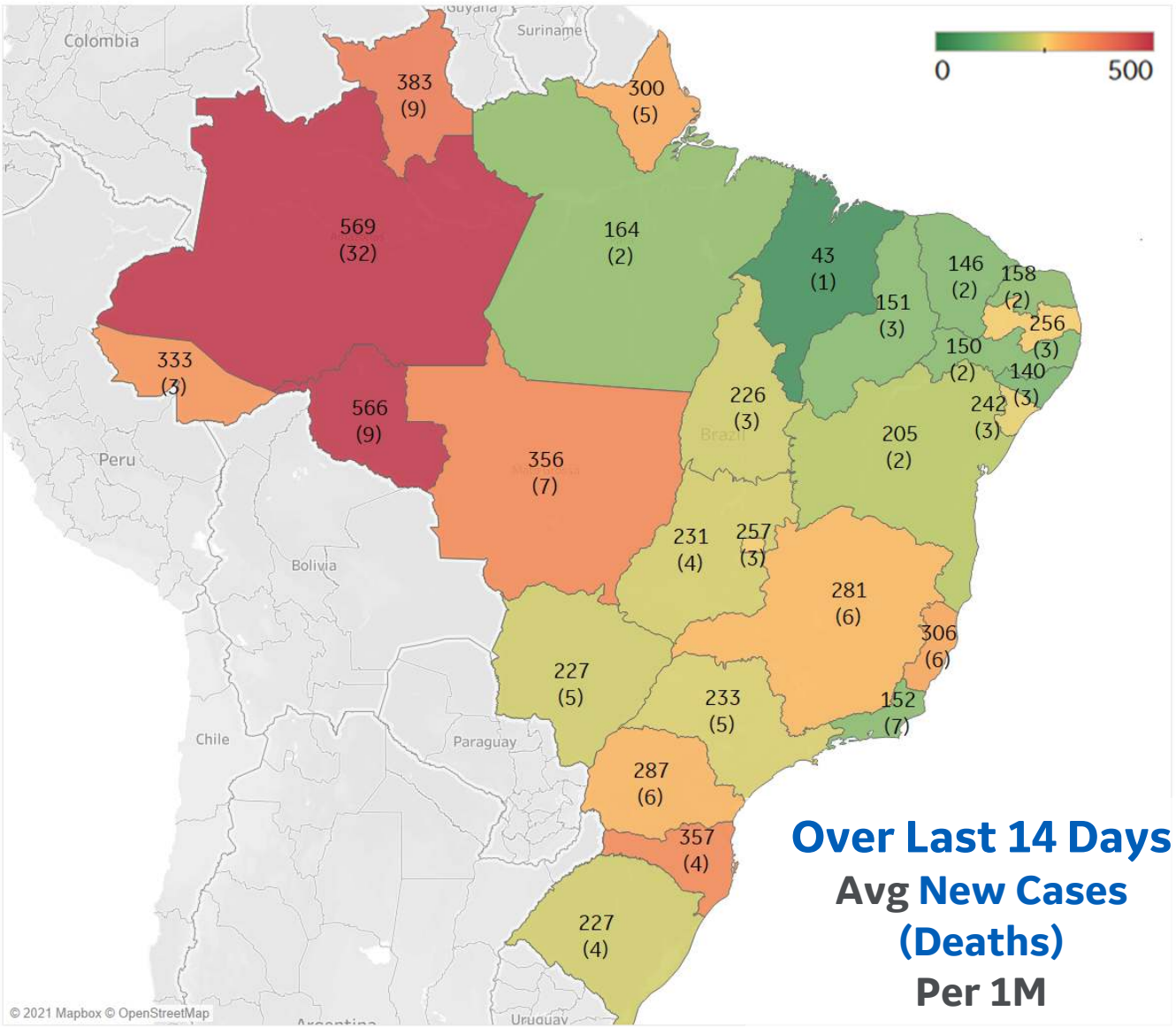
Per 1M in Region

	Today	Change
Active Cases	3,882	+4.7%
Confirmed	364 new	+0.8%
Deaths	7 new	+0.7%
Recovered	183 new	+0.5%

Most Daily New Cases / 1M

Amazonas	569
Rondônia	566
Santa Catarina	357
MatoGrosso	356
Espírito Santo	306
Paraná	287
Minas Gerais	281
Distrito Federal	257
Paraíba	256
Sergipe	242

* Excludes regions with population < 1M





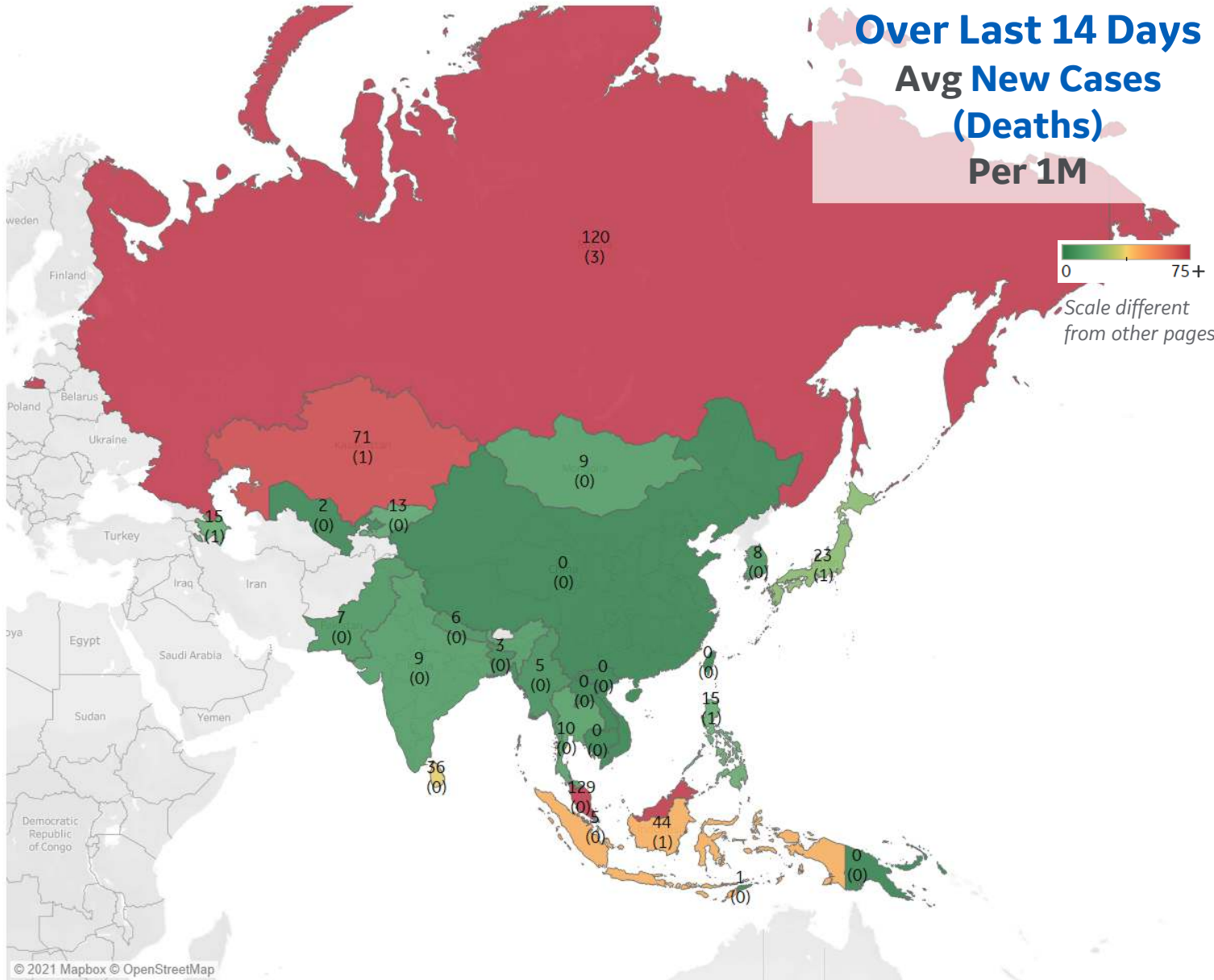
Per 1M in Region

	Today	Change
Active Cases	234	-1.6%
Confirmed	11 new	+0.3%
Deaths	0.2 new	+0.3%
Recovered	15 new	+0.4%

Most Daily New Cases / 1M

Malaysia	129
Russia	120
Kazakhstan	71
Indonesia	44
Sri Lanka	36
Japan	23
Philippines	15
Azerbaijan	15
Kyrgyzstan	13
Thailand	10

* Excludes regions with population < 1M



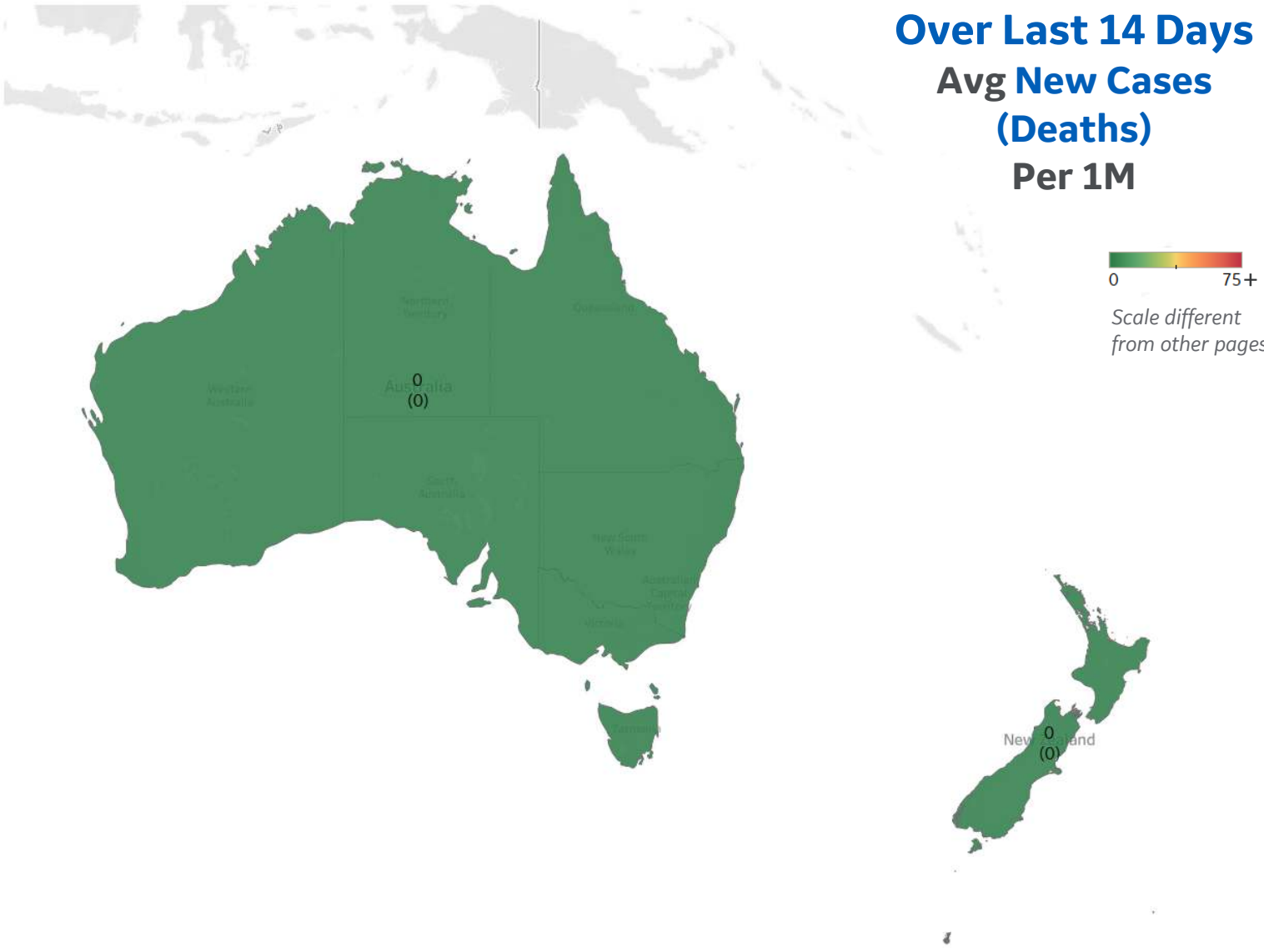


Per 1M in Region

	Today	Change
Active Cases	62	+0%
Confirmed	0 new	+0%
Deaths	0 new	+0%
Recovered	0 new	+0%

Most Daily New Cases / 1M

New Zealand	0
Australia	0





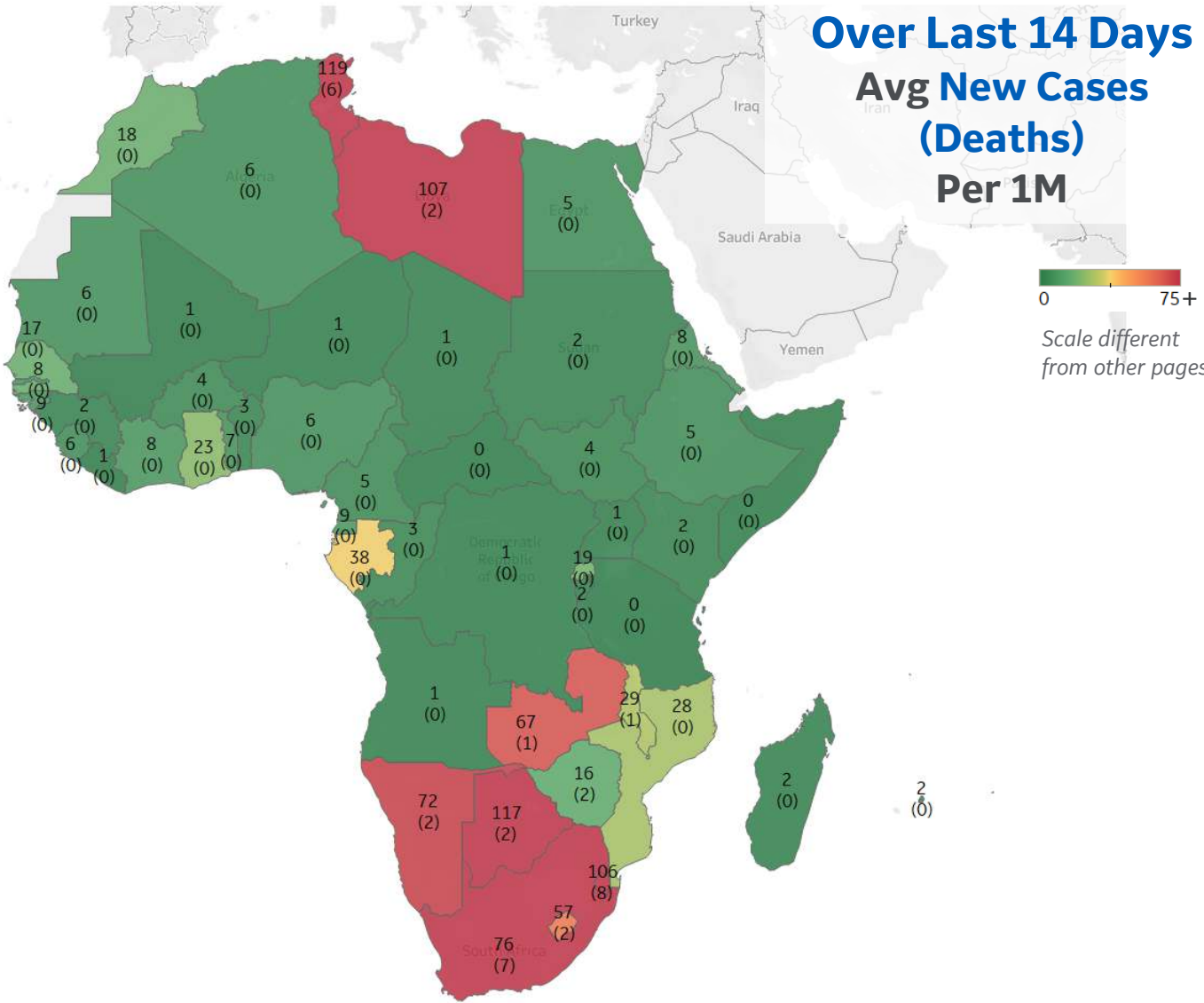
Per 1M in Region

	Today	Change
Active Cases	286	-4.4%
Confirmed	9 new	+0.3%
Deaths	0.3 new	+0.4%
Recovered	21 new	+0.9%

Most Daily New Cases / 1M

Tunisia	119
Botswana	117
Libya	107
Eswatini	106
South Africa	76
Namibia	72
Zambia	67
Lesotho	57
Gabon	38
Malawi	29

* Excludes regions with population < 1M





** Per 1M = Per 1 Million Population unless otherwise noted

Johns Hopkins Coronavirus Resource Center:

<https://coronavirus.jhu.edu/map.html>

Worldometer Coronavirus Reporting:

<https://www.worldometers.info/coronavirus/>

Public Health England:

<https://www.gov.uk/government/publications/covid-19-track-coronavirus-cases>

US Department of Homeland Security, Homeland Infrastructure Foundation-Level Data:

<https://hifld-geoplatform.opendata.arcgis.com/datasets/hospitals>

City of New York, NYC Health:

<https://www1.nyc.gov/site/doh/covid/covid-19-data.page>

Chicago Coronavirus Latest Data:

<https://www.chicago.gov/city/en/sites/covid-19/home/latest-data.html>

National Health Commission of the PRC:

<http://www.nhc.gov.cn/xcs/yqtb/202003/bf66696029ba420098164607240074f8.shtml>

CDC, Severe Outcomes Among Patients with Coronavirus Disease 2019 (COVID-19):

<https://www.cdc.gov/mmwr/volumes/69/wr/mm6912e2.htm>

Italian Department of Civil Protection, COVID Monitoring:

<http://opendatadpc.maps.arcgis.com/apps/opsdashboard/index.html#/b0c68bce2cce478eaac82fe38d4138b1>

The COVID Tracking Project:

<https://covidtracking.com/data/>

UK Office for National Statistics:

<https://www.ons.gov.uk/peoplepopulationandcommunity/birthsdeathsandmarriages/deaths/bulletins/deathsregisteredweeklyinenglandandwalesprovisional/weekending24april2020>

COVID-19 Information for Switzerland:

<https://www.corona-data.ch/>

European Centre for Disease Prevention and Control:

<https://www.ecdc.europa.eu/en/publications-data/download-data-hospital-and-icu-admission-rates-and-current-occupancy-covid-19>

Worldwide Survival Rate, last 30d calculation =

$$\frac{[(Total\ Confirmed - Total\ Confirmed\ 30d\ ago) - (Total\ Deaths - Total\ Deaths\ 30d\ ago)]}{(Total\ Confirmed - Total\ Confirmed\ 30d\ ago)}$$

Secretary of Health, Mexico:

<https://www.gob.mx/salud/en>

OECD Economic Outlooks, Statistics:

https://www.oecd-ilibrary.org/economics/data/oecd-economic-outlook-statistics-and-projections_eo-data-en

Public Health Authority of Sweden:

<https://www.folkhalsomyndigheten.se/smittskydd-beredskap/utbrott/aktuella-utbrott/covid-19/bekraftade-fall-i-sverige>

CDC Provisional COVID19 Deaths Counts

<https://data.cdc.gov/NCHS/Provisional-COVID-19-Death-Counts-by-Sex-Age-and-S/9bhg-hcku>

Canada Regional Data:

<https://health-infobase.canada.ca/covid-19/epidemiological-summary-covid-19-cases.html#fn1>

Canada Regional Populations (Q4 2019):

<https://www150.statcan.gc.ca/t1/tbl1/en/tv.action?pid=1710000901>

CDC COVID Data Tracker:

<https://covid.cdc.gov/covid-data-tracker/#vaccinations>