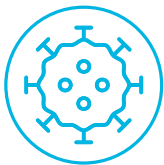
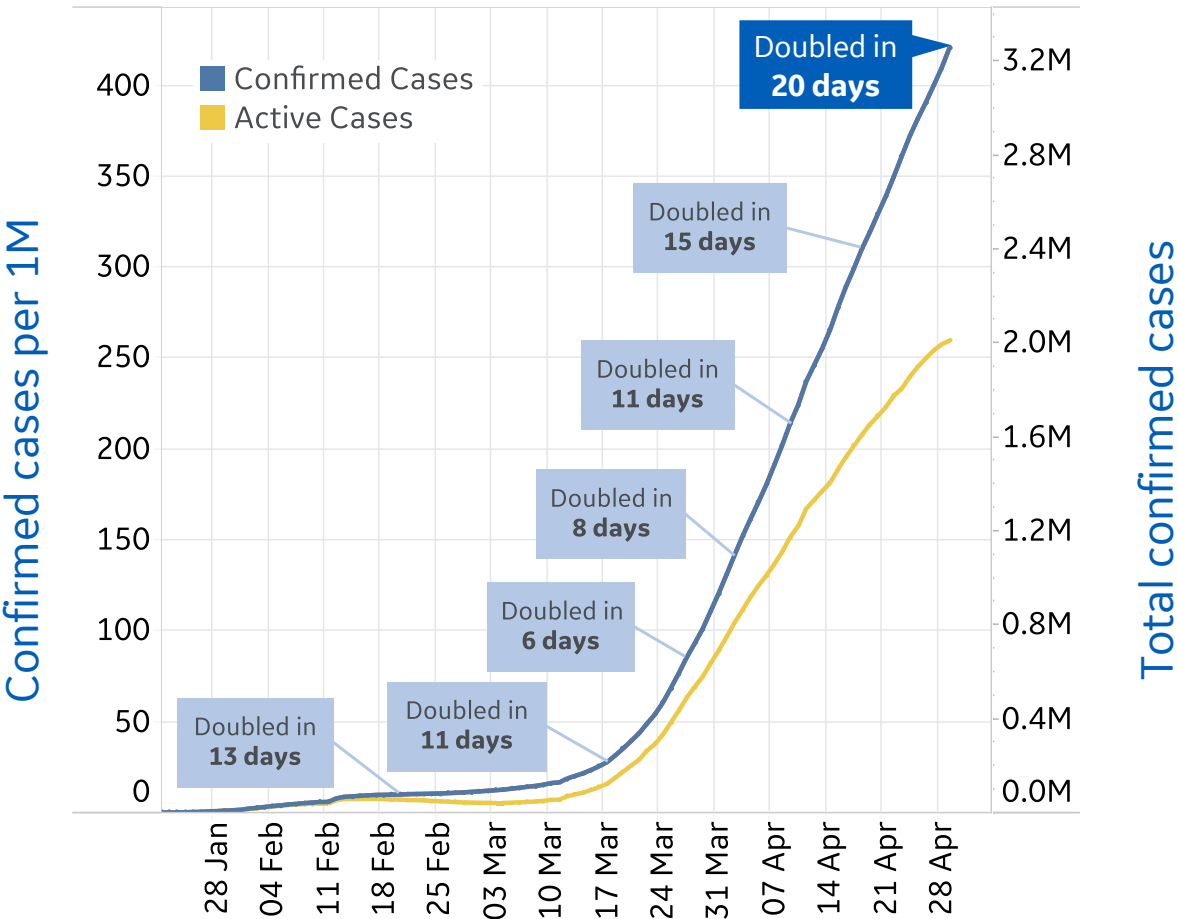


# Global Confirmed & Active Cases

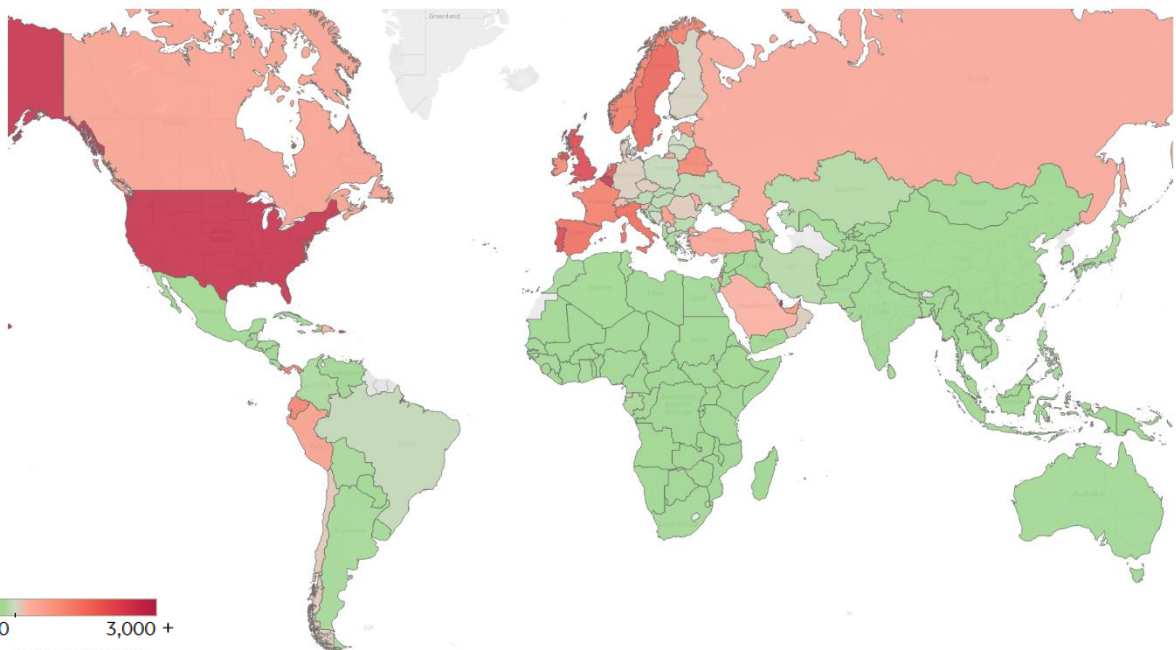


Trend since 22 Jan



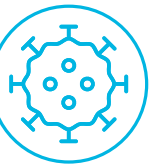
Today per 1M

Active cases = Confirmed - Recovered - Deaths



Per 1M:	Today	Change
Active Cases	265	+2%
Confirmed	11 new	+3%
Deaths	1 new	+2%
Recovered	5 new	+4%

# Global Summary



## Volume

	Active Cases	Today			Total since 22 Jan		
		Confirmed	Deaths	Recovered	Confirmed Cases	Total Deaths	Total Recovered
US	874,503	34,037	1,947	10,068	1,103,461	64,943	164,015
UK	150,210	6,204	741	33	178,685	27,583	892
Italy	100,943	1,965	269	2,304	207,428	28,236	78,249
Russia	100,042	7,933	96	1,601	114,431	1,169	13,220
France	91,553	6	218	744	167,305	24,628	51,124
Spain	76,842	0	0	0	213,435	24,543	112,050
Turkey	65,326	2,188	84	4,922	122,392	3,258	53,808
Brazil	47,751	5,015	406	2,104	92,202	6,412	38,039
Netherlands	34,942	477	98	13	39,989	4,909	138
Germany	30,441	1,068	113	3,400	164,077	6,736	126,900
Canada	30,042	1,886	227	1,340	56,343	3,537	22,764
Belgium	29,437	513	109	316	49,032	7,703	11,892
Ecuador	23,360	1,402	163	355	26,336	1,063	1,913
Portugal	22,697	306	18	128	25,351	1,007	1,647
Saudi Arabia	20,373	1,344	7	392	24,097	169	3,555
Sweden	17,862	428	67	0	21,520	2,653	1,005
Singapore	15,817	932	1	24	17,101	16	1,268
Iran	13,237	1,006	63	1,215	95,646	6,091	76,318
Qatar	12,648	687	2	64	14,096	12	1,436
Japan	10,875	217	25	515	14,305	455	2,975
UAE	10,384	557	6	114	13,038	111	2,543
Norway	7,541	45	0	0	7,783	210	32
Israel	6,720	155	3	595	16,101	225	9,156
Panama	5,906	188	4	46	6,720	192	622
Total World	2,051,800	86,924	5,262	38,552	3,343,777	238,650	1,053,327

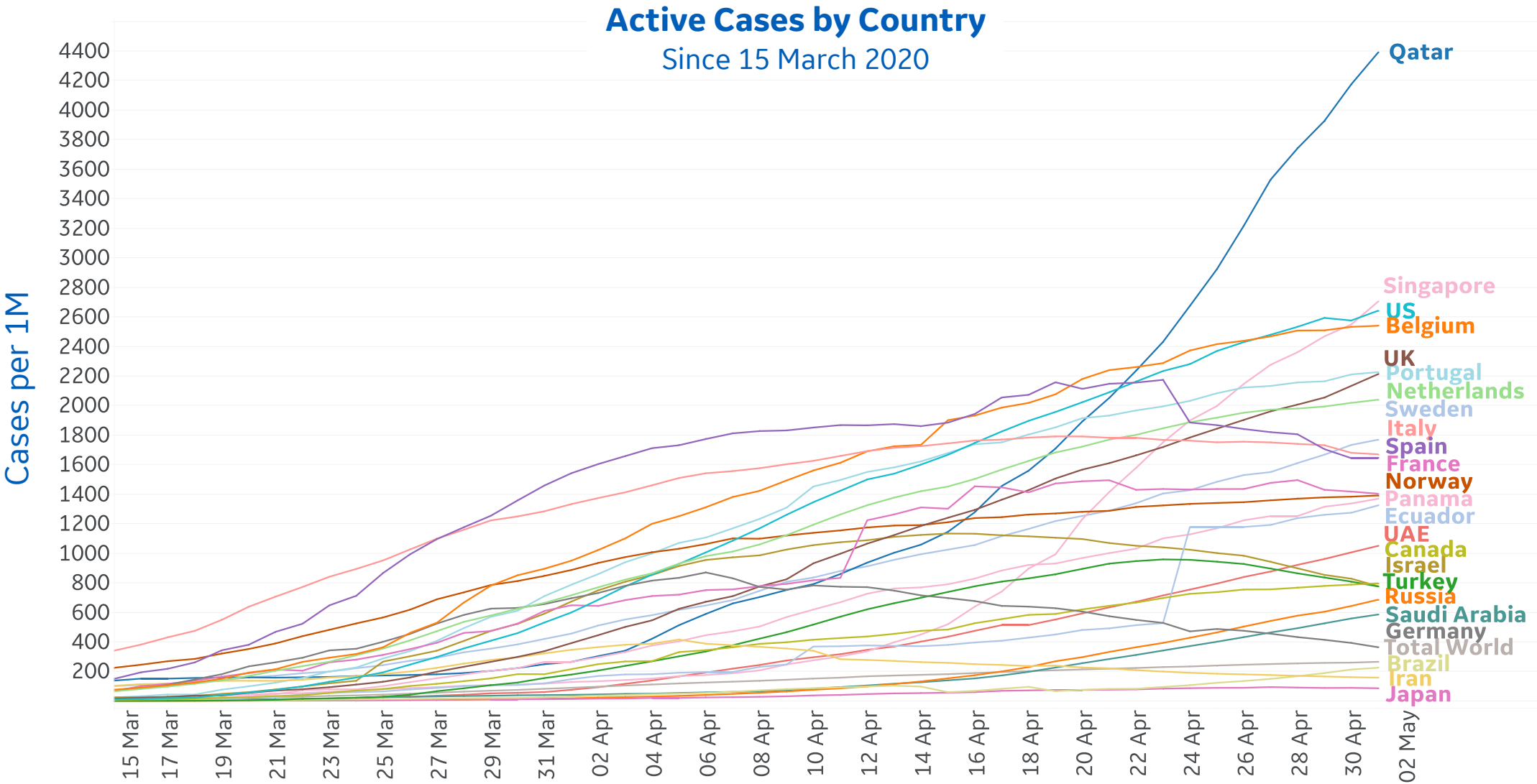
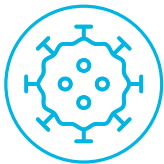
38% of confirmed cases in **Italy** are reported recovered

## Per 1M

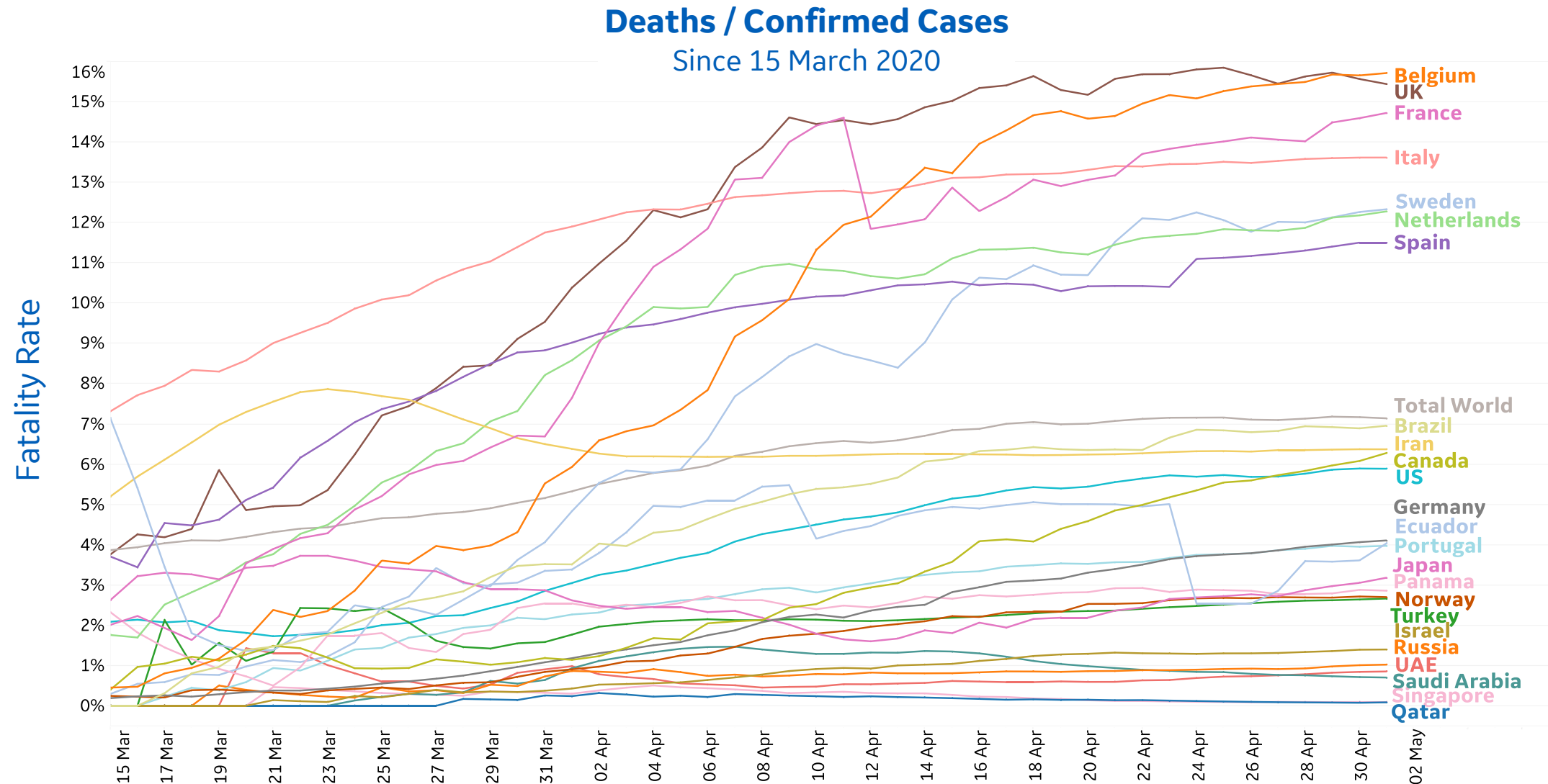
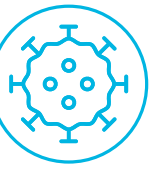
	Active Cases	Today			Total since 22 Jan		
		Confirmed	Deaths	Recovered	Confirmed Cases	Total Deaths	Total Recovered
Qatar	4,390	238	1	22	4,893	4	498
Singapore	2,704	159	0	4	2,923	3	217
US	2,642	103	6	30	3,334	196	496
Belgium	2,540	44	9	27	4,231	665	1,026
Portugal	2,226	30	2	13	2,486	99	162
UK	2,213	91	11	0	2,632	406	13
Netherlands	2,039	28	6	1	2,334	286	8
Sweden	1,769	42	7	0	2,131	263	100
Italy	1,670	32	4	38	3,431	467	1,294
Spain	1,644	0	0	0	4,565	525	2,397
France	1,403	0	3	11	2,563	377	783
Norway	1,391	8	0	0	1,436	39	6
Panama	1,369	44	1	11	1,557	44	144
Ecuador	1,324	79	9	20	1,493	60	108
UAE	1,050	56	1	12	1,318	11	257
Canada	796	50	6	36	1,493	94	603
Israel	776	18	0	69	1,860	26	1,058
Turkey	775	26	1	58	1,451	39	638
Russia	686	54	1	11	784	8	91
Saudi Arabia	585	39	0	11	692	5	102
Germany	363	13	1	41	1,958	80	1,515
Brazil	225	24	2	10	434	30	179
Iran	158	12	1	14	1,139	73	909
Japan	86	2	0	4	113	4	24
Total World	265	11	1	5	432	31	136

Since 29 Apr, active cases in **Germany** have decreased 16%

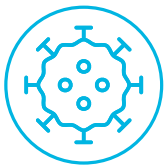
# Trends in Active Cases



# Fatality Rate over time by Country

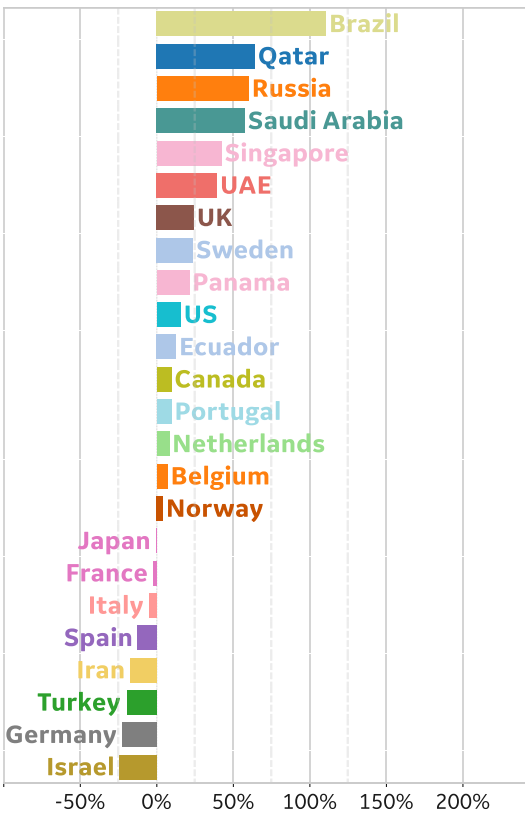


# Percent Change in Case Volume by Country

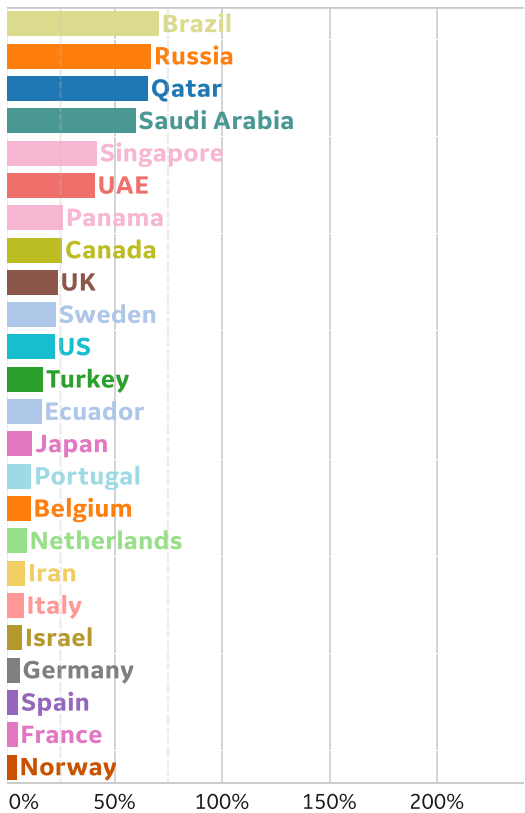


Over Previous 7 days

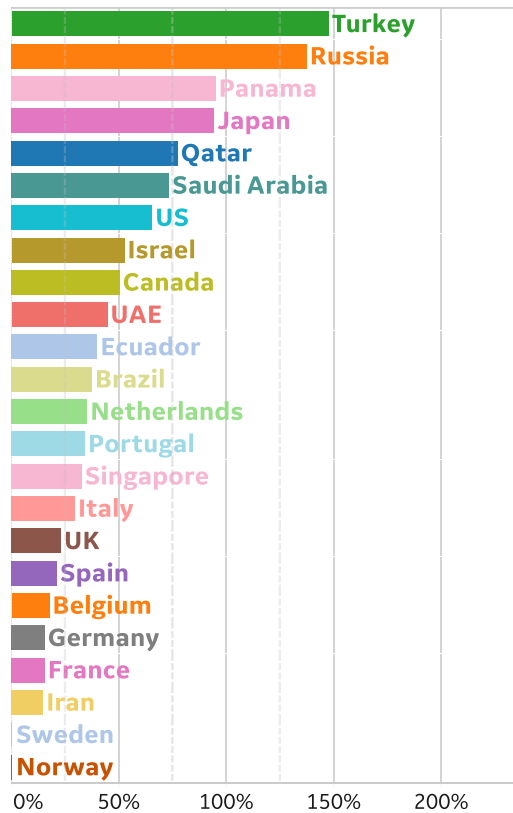
Active Cases



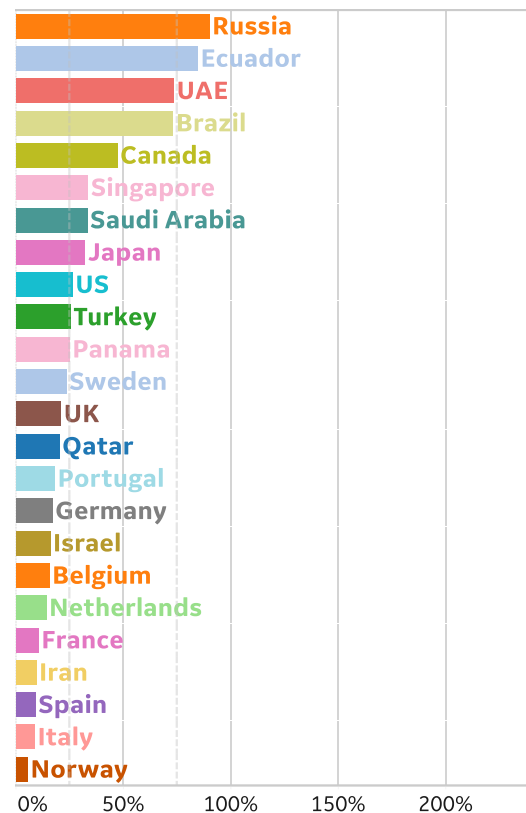
Confirmed Cases



Reported Recoveries



Reported Deaths





# Europe & Middle East

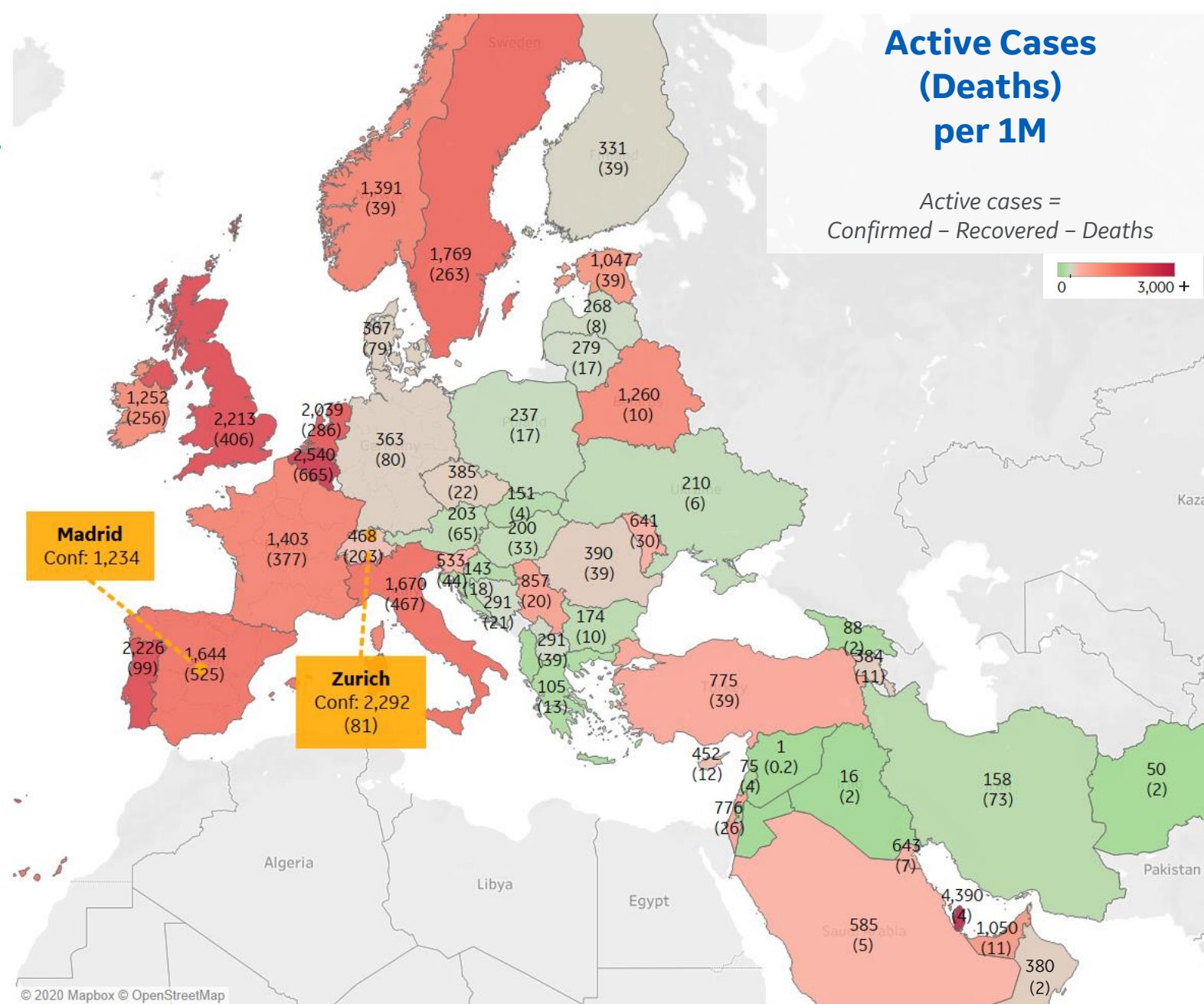
## Per 1M in Region

	Today	Change
Active Cases	812	+0.2%
Confirmed	22 new	+1%
Deaths	2 new	+1%
Recovered	18 new	+3%

## Most Active Cases per 1M

Qatar	4,390
Belgium	2,540
Portugal	2,226
UK	2,213
Netherlands	2,039
Sweden	1,769
Italy	1,670
Spain	1,644
France	1,403
Norway	1,391

\* Excludes regions with population < 1M



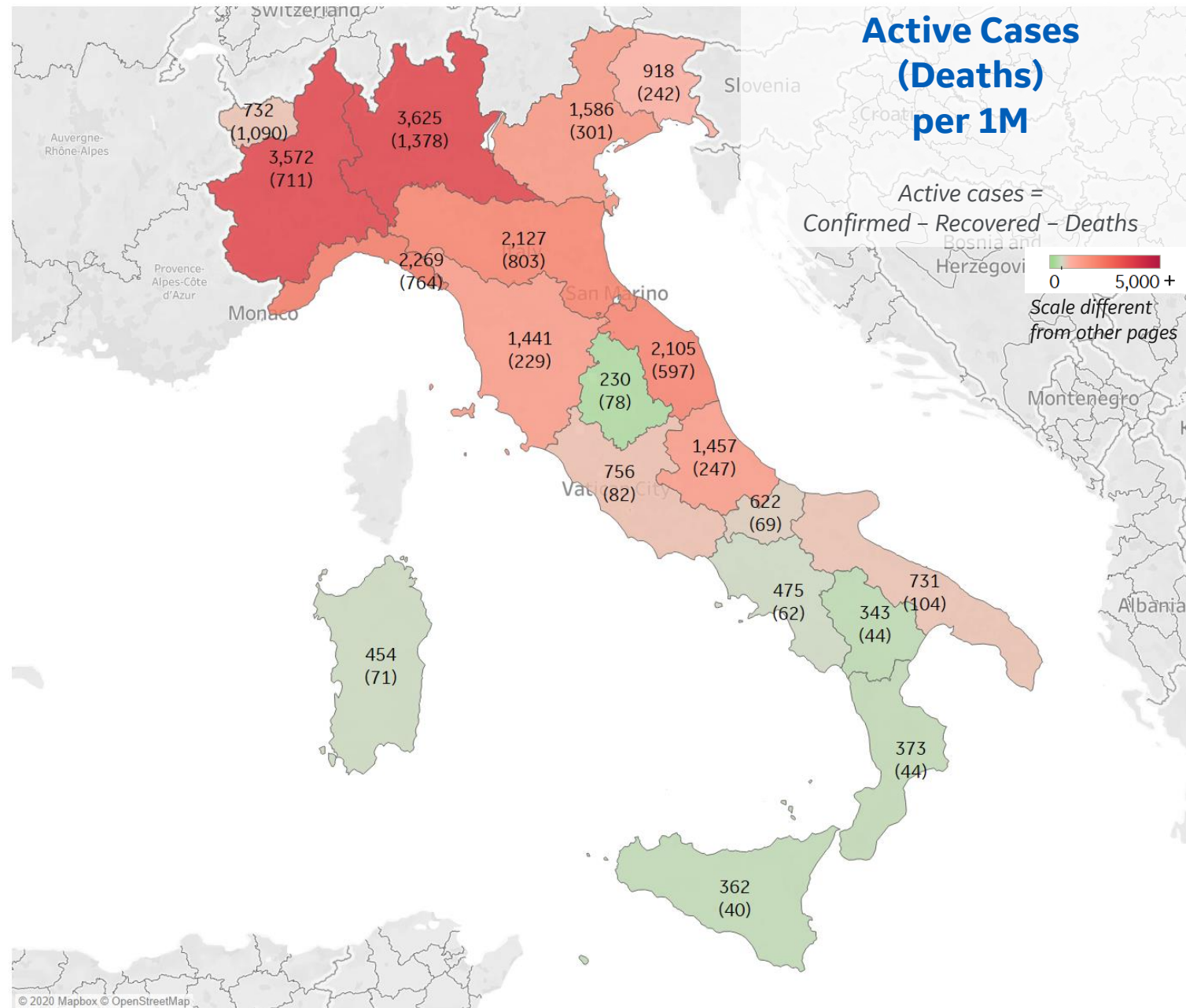
# Italy

## Per 1M in Region

	Today	Change
Active Cases	1,670	-1%
Confirmed	32 new	+3%
Deaths	4 new	+2%
Recovered	38 new	+4%

## Most Active Cases per 1M

Lombardia	3,625
Piemonte	3,572
Liguria	2,269
Emilia-Romagna	2,127
Marche	2,105
Veneto	1,586
Abruzzo	1,457
Toscana	1,441
Trentino-Alto Adi..	1,206
Friuli Venezia Giul..	918



# UK & Ireland

## Per 1M in Region

	Today	Change
Active Cases	2,148	+4%
Confirmed	88 new	+3%
Deaths	11 new	+3%
Recovered	1 new	+0.2%

## Most Active Cases per 1M

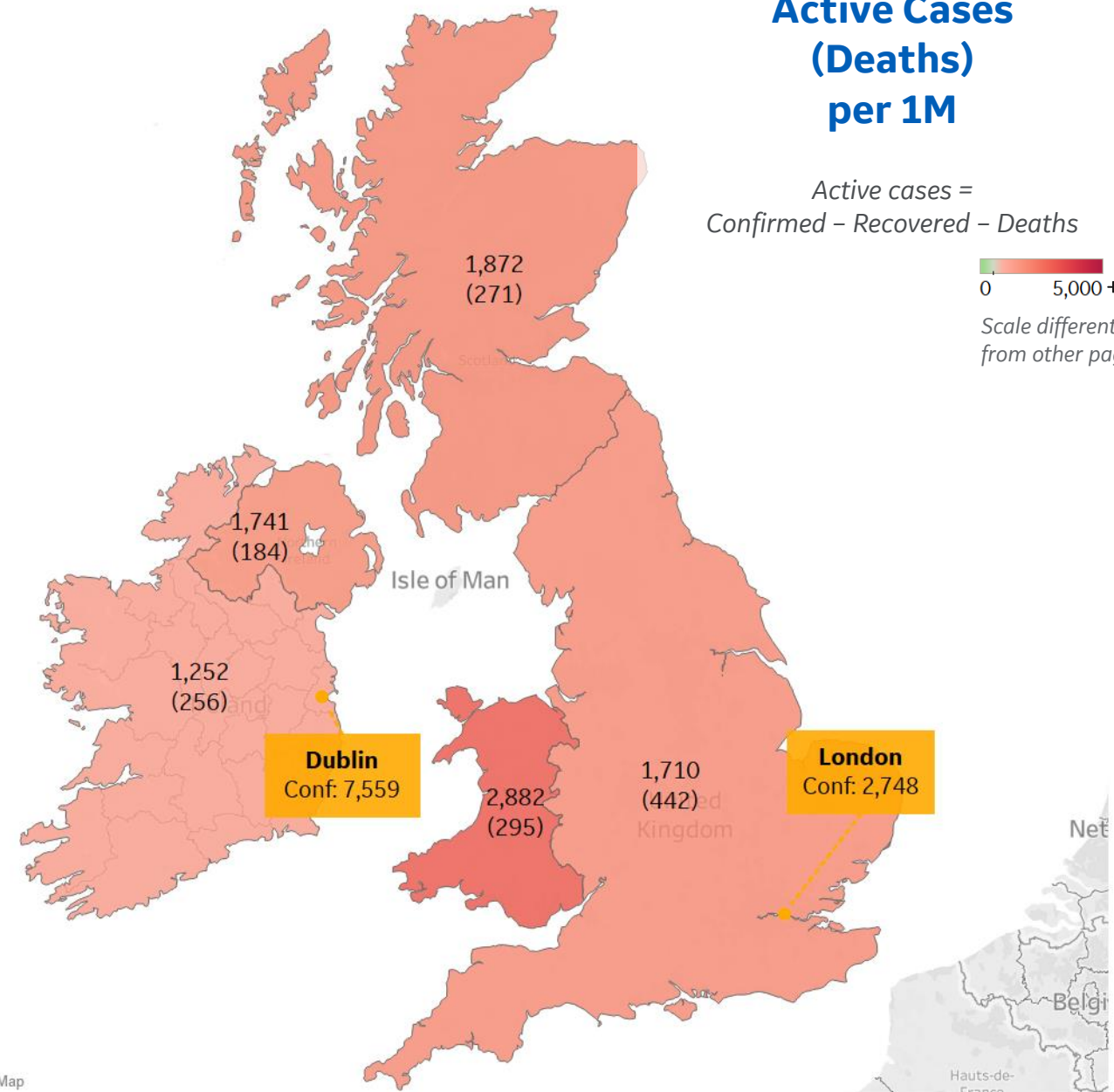
Wales	2,882
Scotland	1,872
Northern Ireland	1,741
England	1,710
Ireland	1,252

## Active Cases (Deaths) per 1M

Active cases =  
Confirmed - Recovered - Deaths

0 5,000 +

Scale different  
from other pages



© 2020 Mapbox © OpenStreetMap



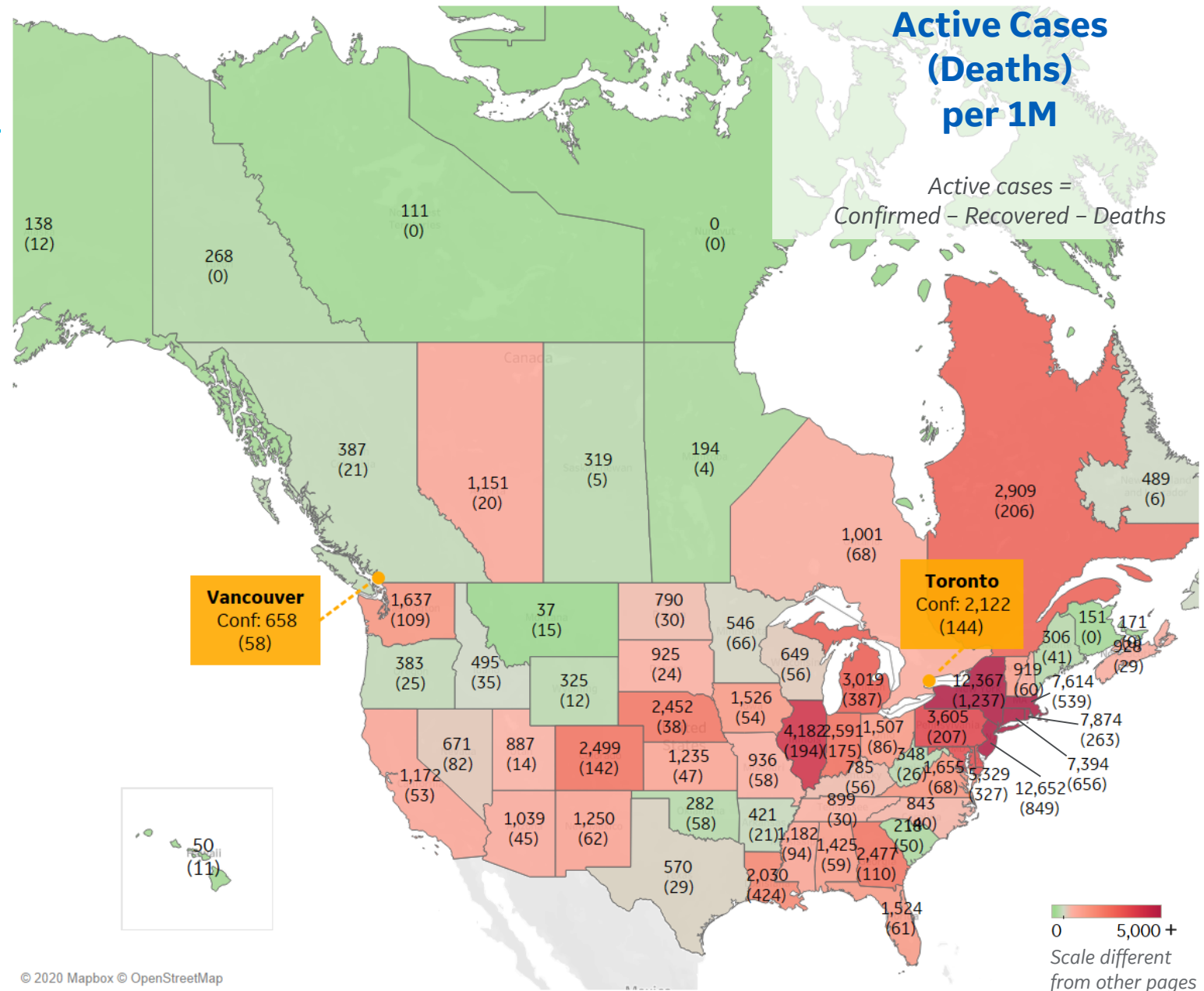
# US & Canada

## Per 1M in Region

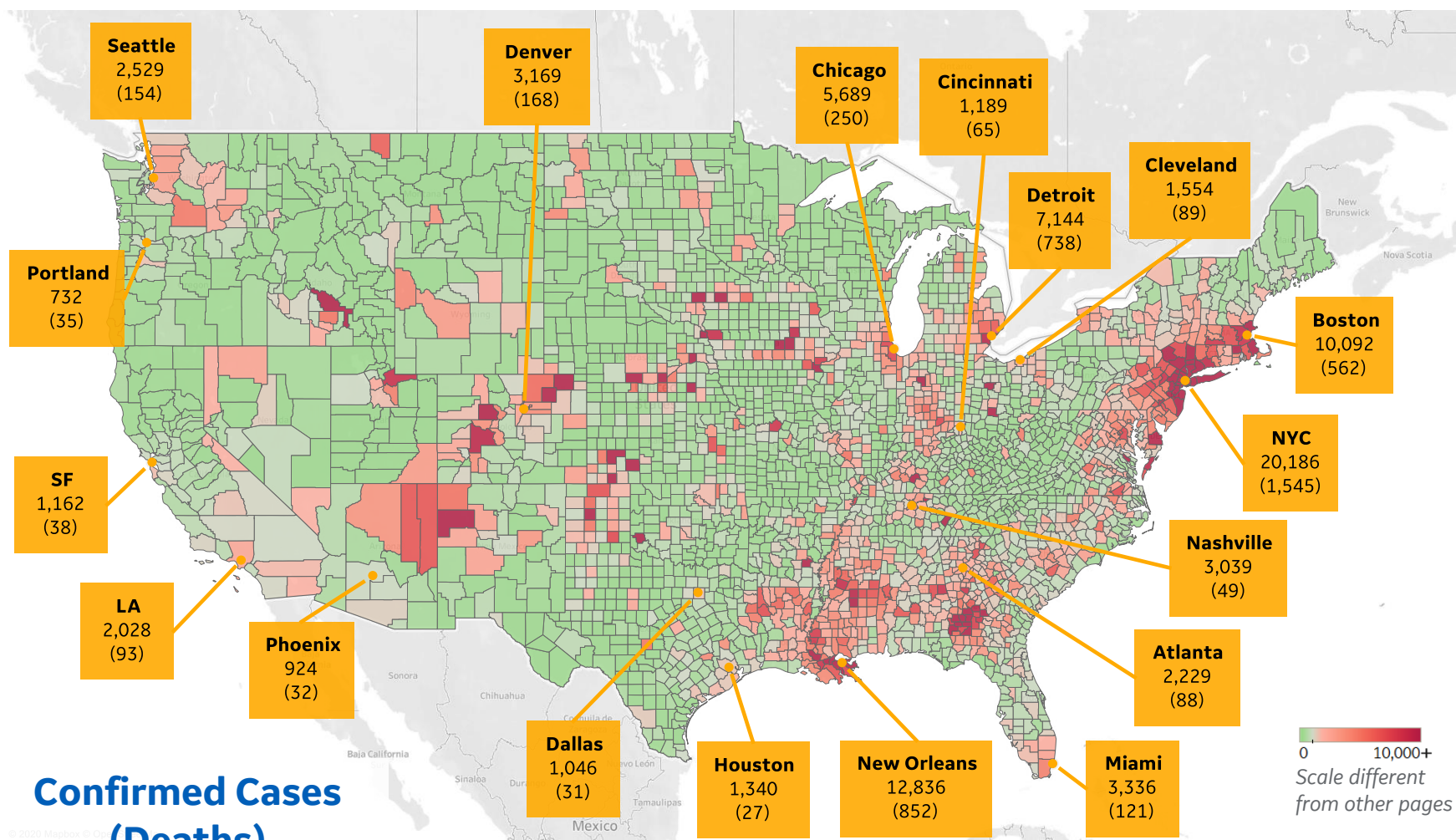
	Today	Change
Active Cases	2,453	+3%
Confirmed	97 new	+3%
Deaths	6 new	+3%
Recovered	31 new	+7%

## Most Active Cases per 1M

New Jersey	12,652
New York	12,367
Rhode Island	7,874
Massachusetts	7,614
Connecticut	7,394
DC	5,329
Illinois	4,182
Pennsylvania	3,605
Michigan	3,019
Louisiana	2,030



# US by County & Metro Area



## Top 10 Northeast Counties

Confirmed Cases per 1M

Rockland County, NY	36,257
Westchester County, NY	30,214
Nassau County, NY	26,649
Passaic County, NJ	25,535
Suffolk County, NY	23,051
Union County, NJ	22,970
Orange County, NY	22,733
Hudson County, NJ	22,529
New York City*	20,354
Essex County, NJ	17,515

## Top 10 Other US Counties

Confirmed Cases per 1M

Orleans Parish, LA	16,648
Jefferson Parish, LA	14,578
Wayne County, MI	9,701
Cook County, IL	7,508
Prince George's County, MD	7,407
District of Columbia, DC	6,600
Macomb County, MI	6,434
Marion County, IN	5,965
Oakland County, MI	5,903
Weld County, CO	5,553

**Note:** Includes counties ≥ 250K population

\* New York City counties aggregated into one reporting area

# Oceania

## Per 1M in Region

	Today	Change
Active Cases	36	-2%
Confirmed	1 new	+0.2%
Deaths	0.03 new	+1%
Recovered	1 new	+1%

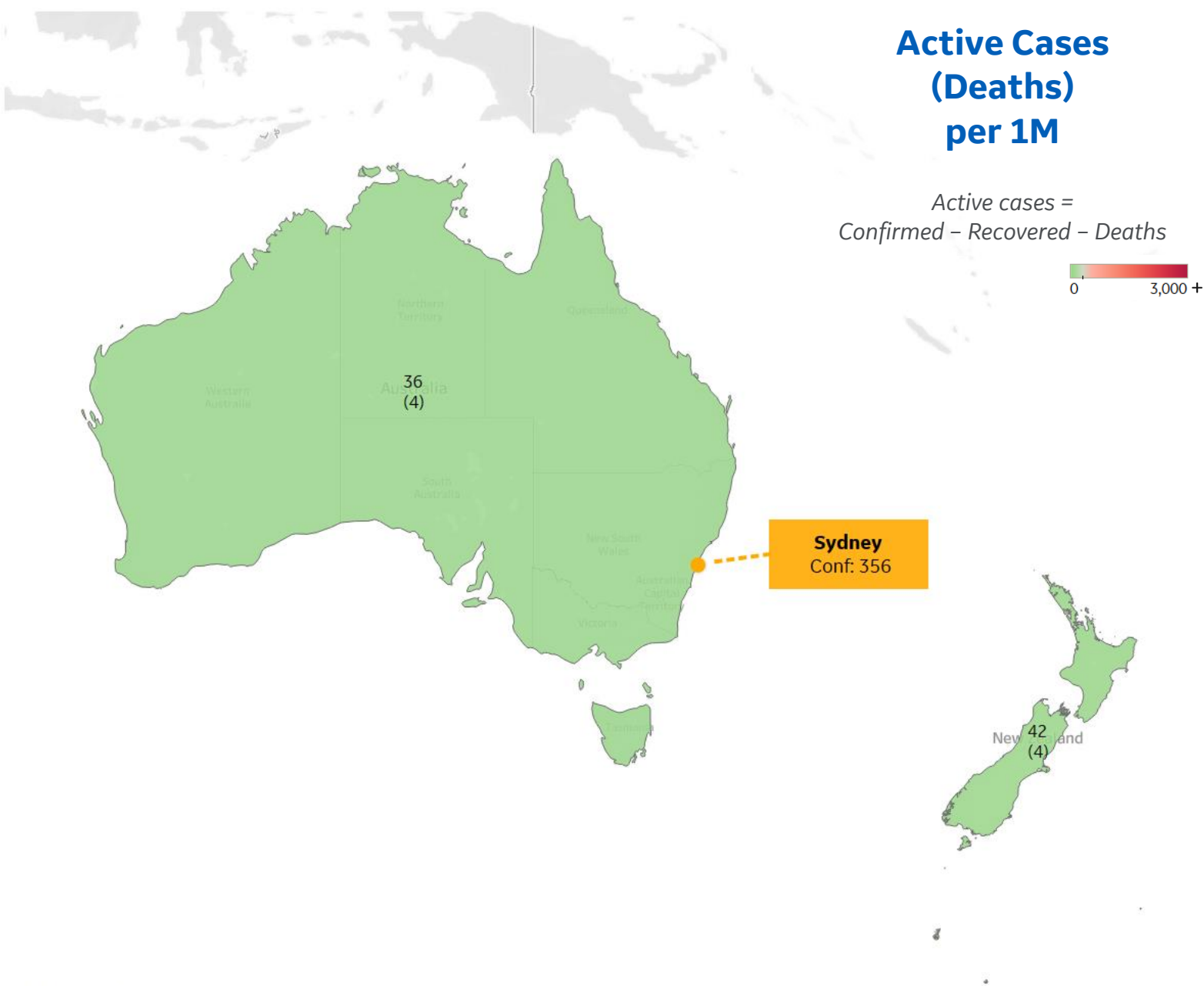
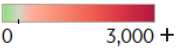
## Most Active Cases per 1M

New Zealand	42
Australia	36

\* Excludes regions with population < 1M

## Active Cases (Deaths) per 1M

Active cases =  
Confirmed - Recovered - Deaths



© 2020 Mapbox © OpenStreetMap

Updated 2 May 2020, 3:30 GMT

# Latin & South America

## Per 1M in Region

	Today	Change
Active Cases	212	+6%
Confirmed	21 new	+6%
Deaths	1 new	+7%
Recovered	8 new	+7%

## Most Active Cases per 1M

Panama	1,369
Ecuador	1,324
Peru	855
Dominican Repub..	515
Chile	406
Brazil	225
Jamaica	133
Colombia	101
Bolivia	88
Costa Rica	71

\* Excludes regions with population < 1M





# Asia

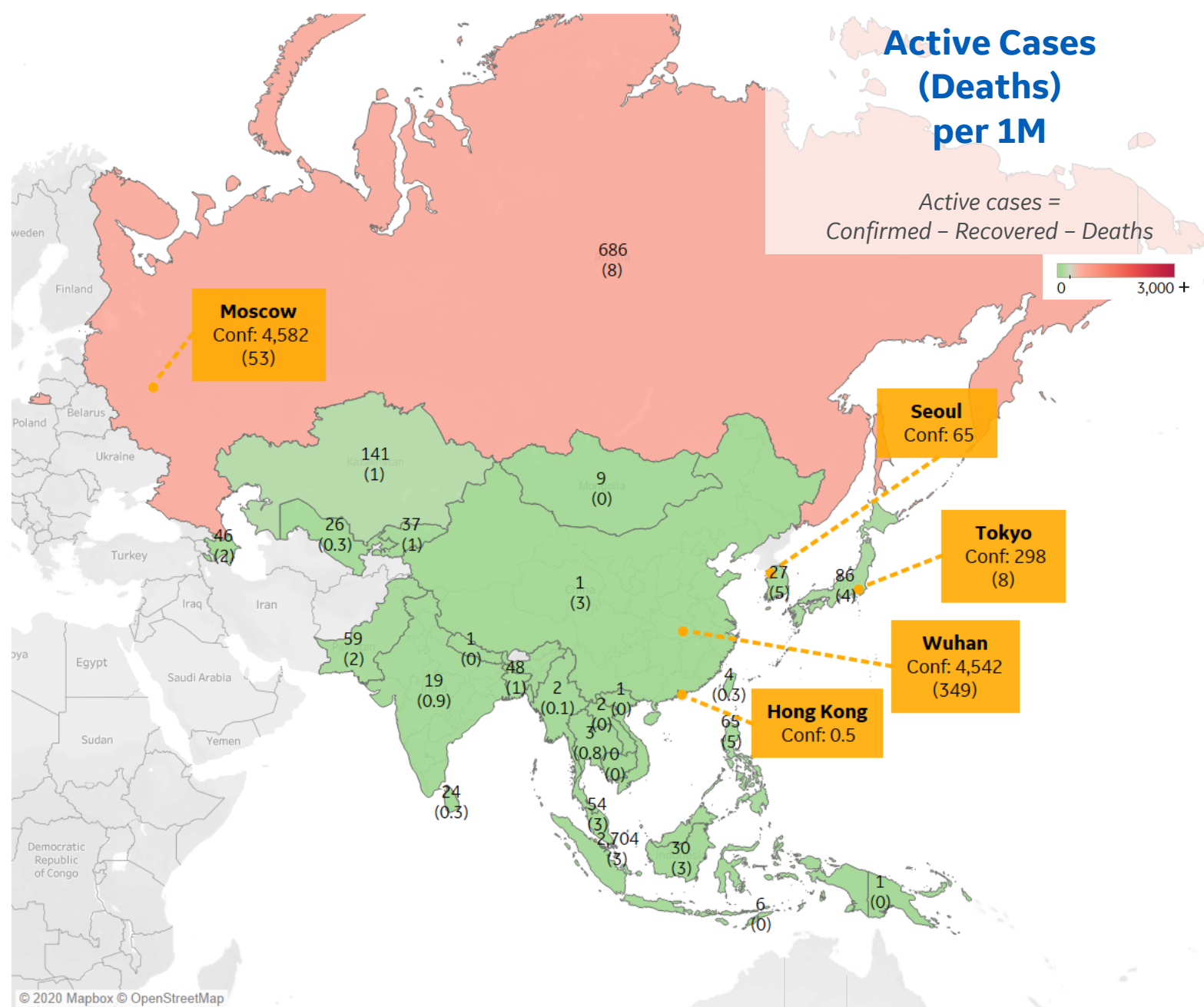
## Per 1M in Region

	Today	Change
Active Cases	46	+5%
Confirmed	3 new	+4%
Deaths	0.1 new	+3%
Recovered	1 new	+3%

## Most Active Cases per 1M

Singapore	2,704
Russia	686
Kazakhstan	141
Japan	86
Philippines	65
Pakistan	59
Malaysia	54
Bangladesh	48
Azerbaijan	46
Kyrgyzstan	37

\* Excludes regions with population < 1M





# Africa

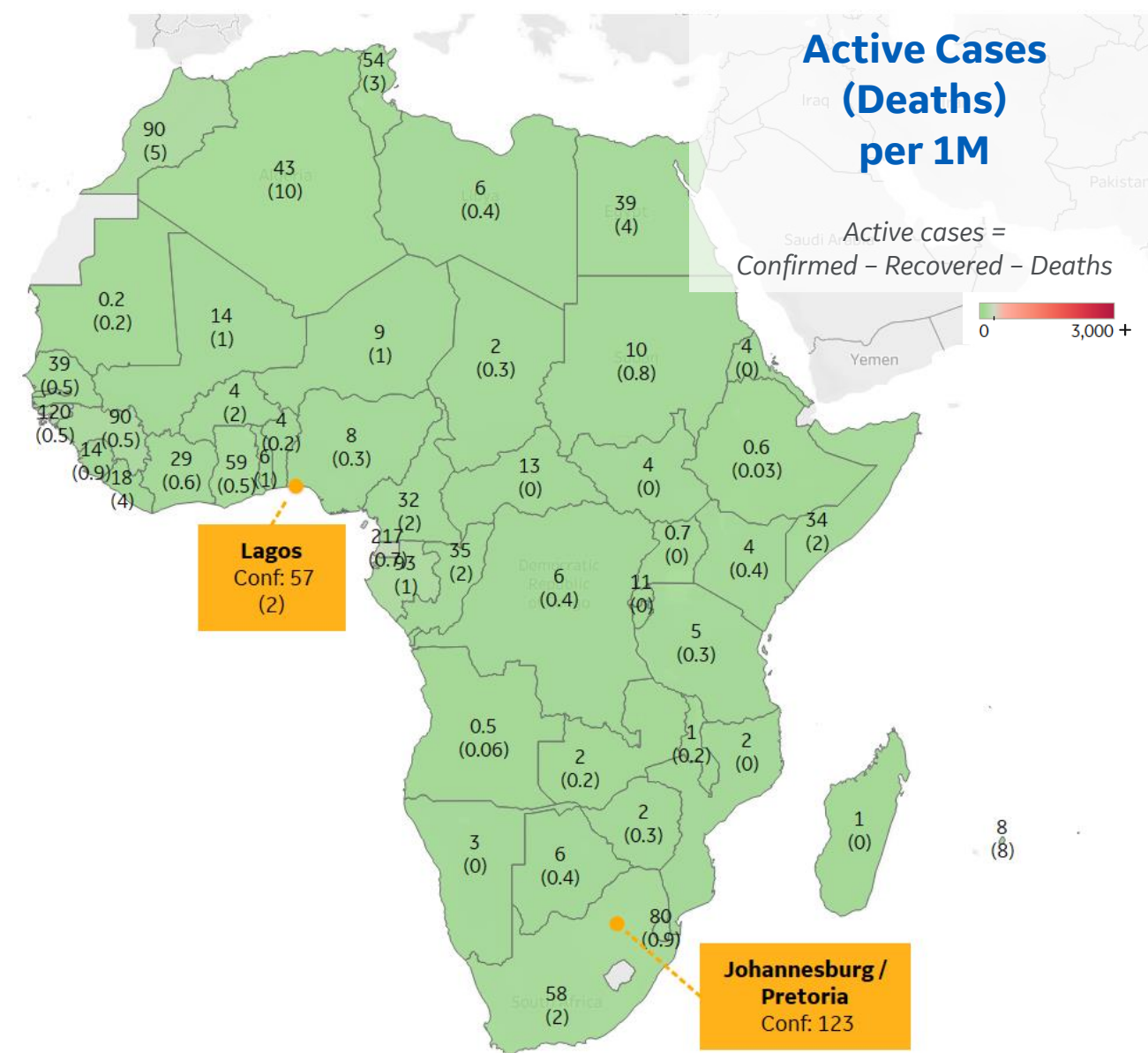
## Per 1M in Region

	Today	Change
Active Cases	19	+3%
Confirmed	1 new	+5%
Deaths	0.04 new	+4%
Recovered	1 new	+7%

## Most Active Cases per 1M

Equatorial Guinea	217
Guinea-Bissau	120
Gabon	93
Guinea	90
Morocco	90
Eswatini	80
Ghana	59
South Africa	58
Tunisia	54
Algeria	43

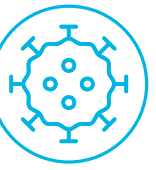
\* Excludes regions with population < 1M



© 2020 Mapbox © OpenStreetMap

Updated 2 May 2020, 3:30 GMT

# Sources

**Johns Hopkins Coronavirus Resource Center:**

<https://coronavirus.jhu.edu/map.html>

**Worldometer Coronavirus Reporting:**

<https://www.worldometers.info/coronavirus/>

**Public Health England:**

<https://www.gov.uk/government/publications/covid-19-track-coronavirus-cases>

**US Department of Homeland Security, Homeland Infrastructure Foundation-Level Data:**

<https://hifld-geoplatform.opendata.arcgis.com/datasets/hospitals>

**City of New York, NYC Health:**

<https://www1.nyc.gov/site/doh/covid/covid-19-data.page>

**Chicago Coronavirus Latest Data:**

<https://www.chicago.gov/city/en/sites/covid-19/home/latest-data.html>

**National Health Commission of the PRC:**

<http://www.nhc.gov.cn/xcs/yqtb/202003/bf66696029ba420098164607240074f8.shtml>

**Korean Centers for Disease Control and Prevention:**

[http://www.cdc.go.kr/cdc\\_eng/](http://www.cdc.go.kr/cdc_eng/)

**CDC, Severe Outcomes Among Patients with Coronavirus Disease 2019 (COVID-19):**

<https://www.cdc.gov/mmwr/volumes/69/wr/mm6912e2.htm>

**COVID-19 Information for Switzerland:**

<https://www.corona-data.ch/>

**WHO Europe, Surveillance Report:**

<http://www.euro.who.int/en/health-topics/health-emergencies/coronavirus-covid-19/weekly-surveillance-report>

**CDC, National Vital Statistics Reports:**

[https://www.cdc.gov/nchs/data/nvsr/nvsr68/nvsr68\\_06-508.pdf](https://www.cdc.gov/nchs/data/nvsr/nvsr68/nvsr68_06-508.pdf)

**The COVID Tracking Project:**

<https://covidtracking.com/data/>

**Public Health Authority of Sweden:**

<https://www.folkhalsomyndigheten.se/smittskydd-beredskap/utbrott/aktuella-utbrott/covid-19/bekraftade-fall-i-sverige>

**National Public Health Agency of France:**

<https://www.santepubliquefrance.fr/regions/ile-de-france/documents/bulletin-regional/2020/covid-19-point-epidemiologique-en-ile-de-france-du-23-avril-2020>

**Italian Ministry of Health:**

<http://www.salute.gov.it/portale/nuovocoronavirus/dettaglioContenutiNuovoCoronavirus.jsp?lingua=italiano&id=5351&area=nuovoCoronavirus&menu=vuoto>

**City of Toronto:**

<https://www.toronto.ca/home/covid-19/media-room/covid-19-status-of-cases-in-toronto/>

**General Secretariat for Health, Spain:**

<https://www.mscbs.gob.es/profesionales/saludPublica/ccayes/alertasActual/nCov-China/home.htm>

**New South Wales Government:**

<https://www.health.nsw.gov.au/Infectious/diseases/Pages/covid-19-latest.aspx>

**Provincial Health Services Authority of Canada, BC Center for Disease Control:**

<http://www.bccdc.ca/about/news-stories/stories/2020/information-on-novel-coronavirus>

**Coronavirus Cases in Japan by Prefecture, Nippon Communications Foundation:**

<https://www.nippon.com/en/japan-data/h00657/coronavirus-cases-in-japan-by-prefecture.html>

**Government of Ireland:**

<https://www.gov.ie/en/press-release/a8debf-statement-from-the-national-public-health-emergency-team-friday-apri/>

**WHO Europe, Principles for Transition:**

<http://www.euro.who.int/en/media-centre/sections/statements/2020/statement-transition-to-a-new-normal-during-the-covid-19-pandemic-must-be-guided-by-public-health-principles>

**The Lancet Infectious Disease, Estimates of the severity of coronavirus disease 2019:**

[https://www.thelancet.com/journals/laninf/article/PIIS1473-3099\(20\)30243-7/fulltext#seccestitle230](https://www.thelancet.com/journals/laninf/article/PIIS1473-3099(20)30243-7/fulltext#seccestitle230)

**Ministry of Health of Portugal, Status Reports:**

<https://covid19.min-saude.pt/relatorio-de-situacao/>

**Coordination Center for Health Emergencies, Spain:**

[https://www.mscbs.gob.es/profesionales/saludPublica/ccayes/alertasActual/nCov-China/documentos/Actualizacion\\_78\\_COVID-19.pdf](https://www.mscbs.gob.es/profesionales/saludPublica/ccayes/alertasActual/nCov-China/documentos/Actualizacion_78_COVID-19.pdf)

**Our World in Data, Testing:**

<https://ourworldindata.org/coronavirus>

**BBC News Services, Coronavirus Tracking:**

<https://www.bbc.com/news/uk-51768274>

**Italian Department of Civil Protection, COVID Monitoring:**

<http://opendatadpc.maps.arcgis.com/apps/opsdashboard/index.html#/b0c68bce2cce478eaac82fe38d4138b1>

