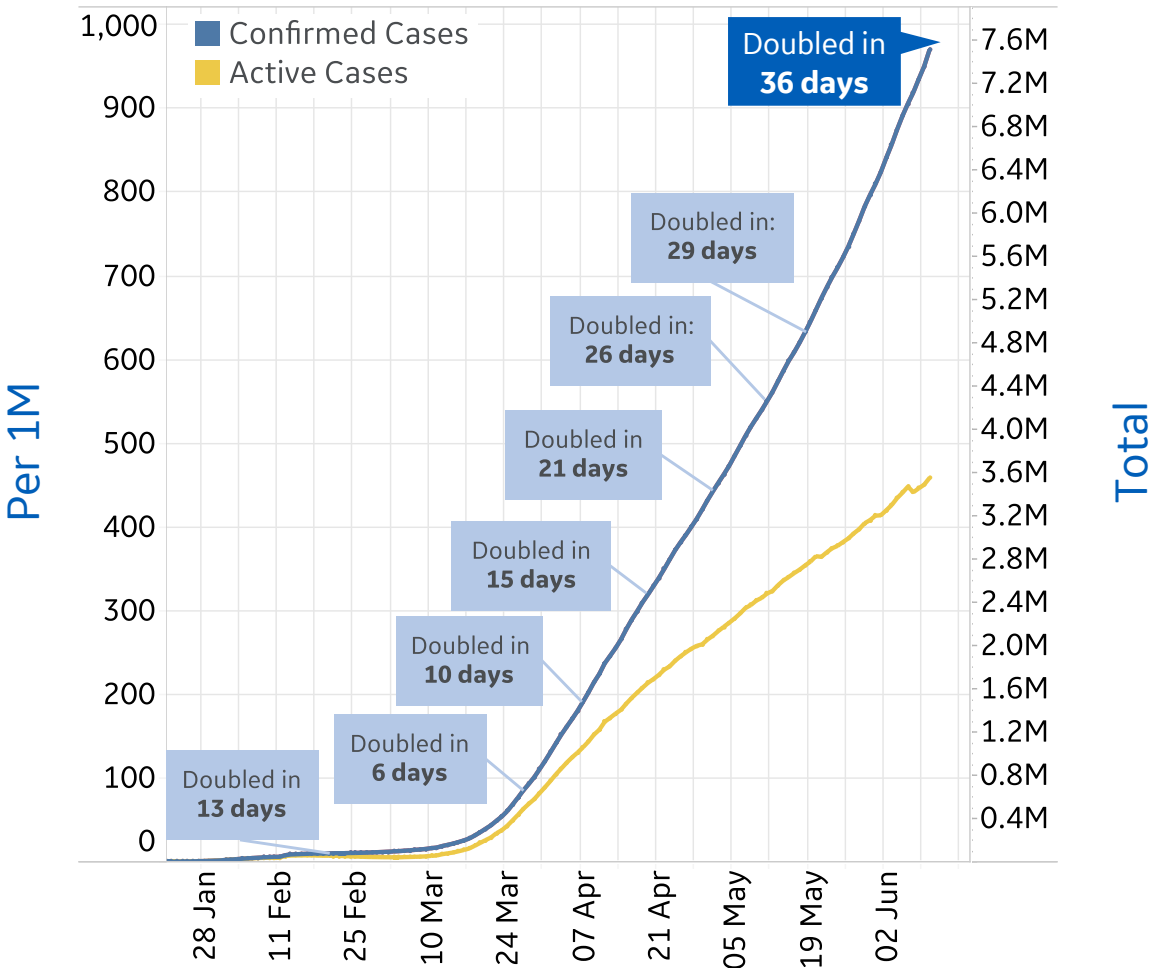




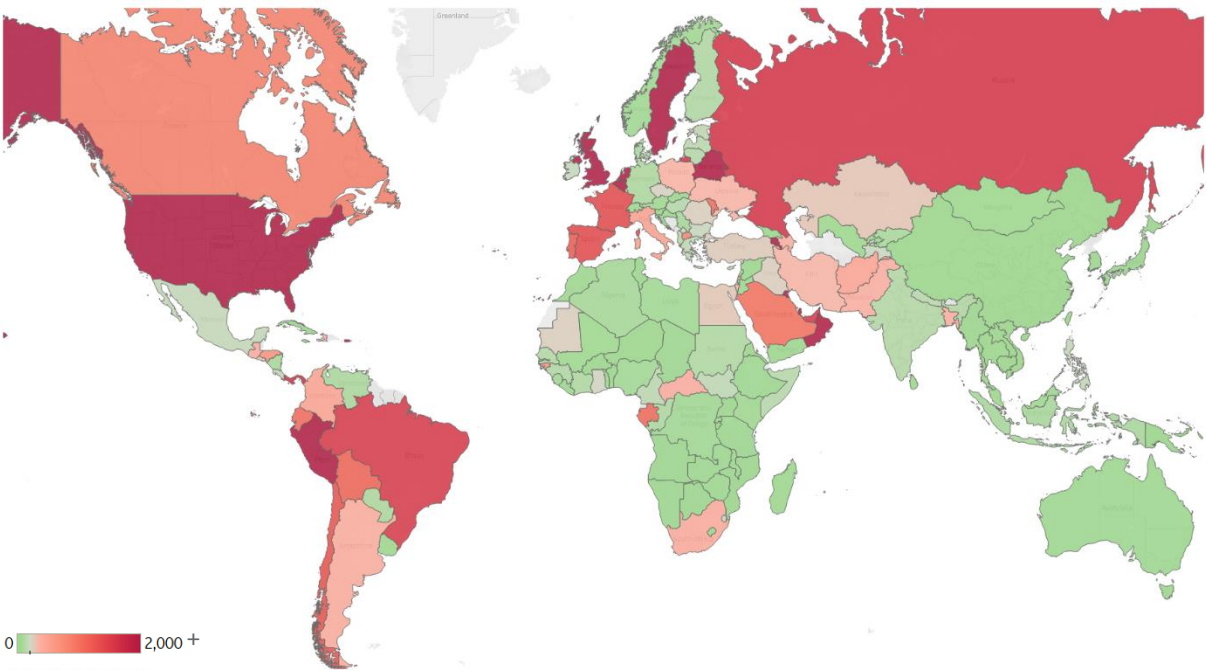
Global Confirmed & Active Cases

Trend since 22 Jan

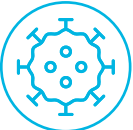


Today per 1M

Active cases = Confirmed - Recovered - Deaths



Per 1M:	Today		Change
Active Today	459		+2%
Active	9	new	+2%
Confirmed	20	new	+2%
Deaths	1	new	+1%
Recovered	11	new	+2%

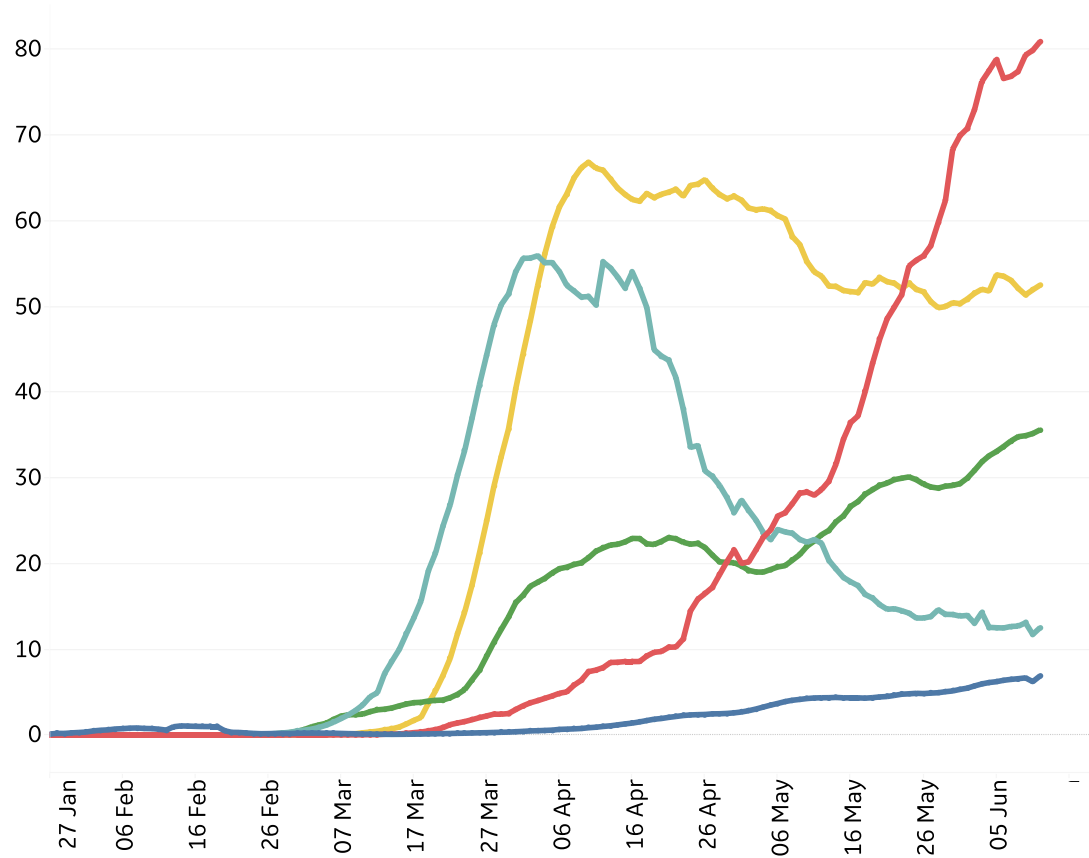


New Confirmed Cases & New Deaths

Key North America Europe Middle East Central/South America Asia

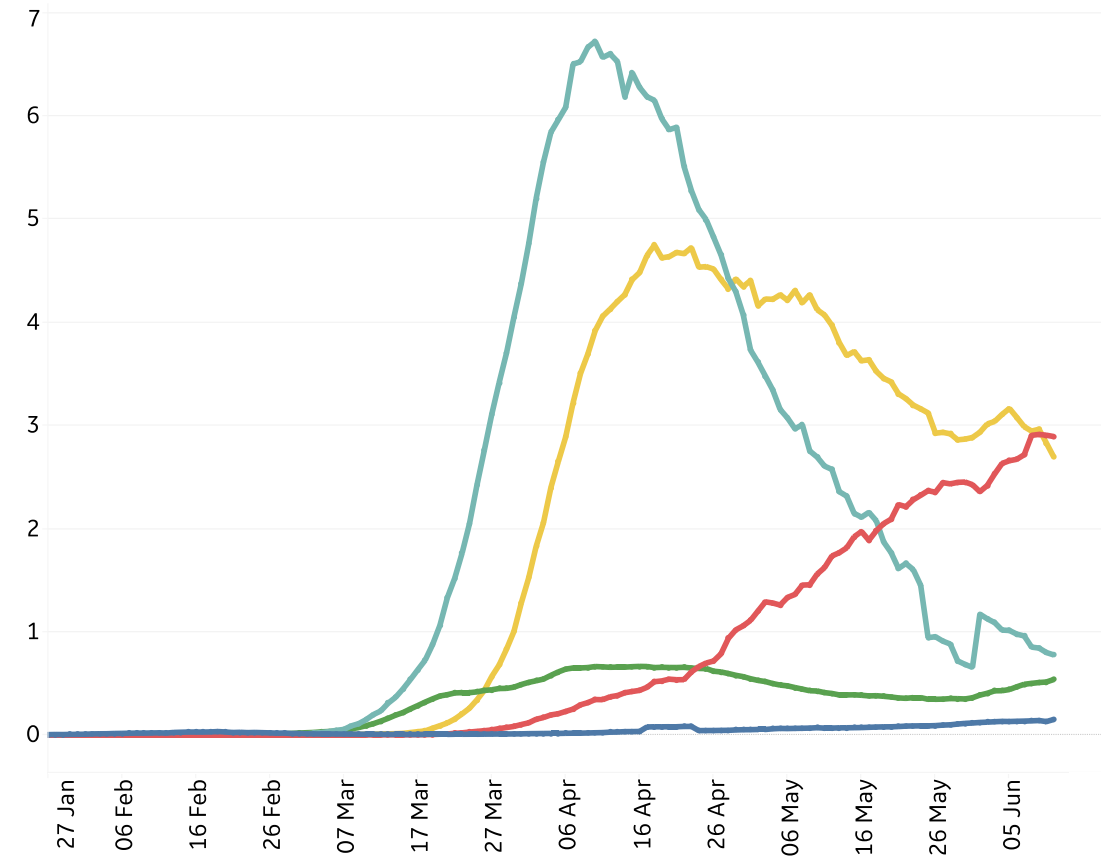
New Confirmed Cases / 1M

7-day rolling average



New Deaths / 1M

7-day rolling average





Top 50 Countries: Per 1M

1 - 25

	Active Today	Today			Total since 22 Jan		
		Confirmed	Deaths	Recovered	Total Confirmed	Total Deaths	Total Recovered
Qatar	8,216	512	1	666	26,057	24	17,817
Sweden	4,305	146	2	0	4,781	477	0
US	4,137	69	3	20	6,113	344	1,632
UK	3,686	19	2	0	4,314	609	19
Peru	3,223	181	6	134	6,514	185	3,107
Bahrain	3,024	274	2	222	9,795	20	6,751
Armenia	3,023	191	6	81	4,950	83	1,845
Belgium	2,901	12	1	6	5,152	831	1,420
Belarus	2,633	79	1	104	5,484	31	2,820
Oman	2,593	209	1	193	3,907	17	1,297
Netherlands	2,464	10	0	0	2,828	354	11
Kuwait	2,345	143	1	199	8,063	65	5,652
Singapore	2,064	72	0	129	6,732	4	4,664
Panama	1,667	162	1	0	4,308	97	2,544
Russia	1,608	60	1	57	3,439	45	1,786
UAE	1,564	48	0	123	4,144	29	2,551
Brazil	1,562	143	6	76	3,777	193	2,023
Spain	1,394	9	0	0	5,191	580	3,216
France	1,392	7	0	5	2,949	450	1,107
Chile	1,308	295	9	243	8,061	139	6,614
Portugal	1,216	30	1	26	3,522	147	2,158
Bolivia	1,136	76	2	9	1,385	46	203
Gabon	1,085	40	0	21	1,556	10	460
Ecuador	1,069	0	0	0	2,519	211	1,239
Moldova	1,061	101	1	35	2,659	93	1,505

26 - 50

	Active Today	Today			Total since 22 Jan		
		Confirmed	Deaths	Recovered	Total Confirmed	Total Deaths	Total Recovered
Saudi Arabia	1,010	107	1	59	3,333	25	2,298
Canada	873	12	1	24	2,627	214	1,540
North Macedo..	810	84	2	8	1,698	81	807
EU	792	10	0	7	2,689	290	1,606
Eq. Guinea	780	0	0	0	931	9	143
Dom. Rep.	768	58	1	20	1,976	52	1,156
Honduras	660	31	0	3	774	30	85
Guinea-Bissau	622	0	0	0	706	6	78
Italy	507	6	1	23	3,906	565	2,834
Afghanistan	492	19	1	8	588	11	85
Colombia	490	32	1	15	861	30	341
South Africa	405	53	1	30	988	22	561
Argentina	404	31	1	7	606	17	184
Central Africa..	395	13	0	0	404	1	8
Azerbaijan	379	35	1	20	876	11	486
Pakistan	377	55	1	18	570	11	182
Guatemala	372	19	1	3	478	19	87
Bangladesh	366	19	0	5	474	6	102
Poland	351	9	0	8	745	32	362
Israel	349	25	0	10	2,145	35	1,762
Ukraine	348	16	1	9	679	20	312
Iran	344	26	1	25	2,145	102	1,699
Haiti	338	13	1	0	346	6	2
El Salvador	278	15	1	10	520	10	232
Total World	459	20	1	11	970	54	457

Several countries are revising and updating case counts

Confirmed Cases in **Oman** increased 25% since 7 June

Top 50 countries selected by Active Cases / 1M
Excluded countries with population < 1M



Top 50 Countries: Raw Volume



1 - 25

		Today			Total since 22 Jan		
	Active Cases	Confirmed	Deaths	Recovered	Total Confirmed	Total Deaths	Total Recovered
US	1,369,235	22,883	896	6,788	2,023,347	113,820	540,292
EU	352,793	4,366	164	3,488	1,197,178	129,101	715,284
Brazil	331,944	30,412	1,239	16,049	802,828	40,919	429,965
UK	250,218	1,272	151	9	292,860	41,364	1,278
Russia	234,629	8,777	172	8,354	501,800	6,522	260,649
Peru	106,271	5,965	185	4,398	214,788	6,088	102,429
France	90,875	425	27	317	192,493	29,349	72,269
Pakistan	83,223	12,231	208	3,939	125,933	2,463	40,247
Spain	65,195	427	0	0	242,707	27,136	150,376
Bangladesh	60,256	3,187	37	847	78,052	1,049	16,747
Sweden	43,474	1,474	19	0	48,288	4,814	0
Netherlands	42,214	164	2	0	48,458	6,063	181
Saudi Arabia	35,145	3,733	38	2,065	116,021	857	80,019
Belgium	33,622	142	7	61	59,711	9,636	16,453
Canada	32,957	439	33	916	99,159	8,071	58,131
Italy	30,637	379	53	1,399	236,142	34,167	171,338
Iran	28,909	2,218	78	2,073	180,156	8,584	142,663
Belarus	24,880	750	5	976	51,816	293	26,643
Chile	25,000	5,636	173	4,664	154,092	2,648	126,444
Colombia	24,939	1,604	66	800	43,810	1,505	17,366
Qatar	23,671	1,476	3	1,918	75,071	69	51,331
South Africa	24,032	3,147	74	1,747	58,568	1,284	33,252
Afghanistan	19,138	748	21	313	22,890	426	3,326
Ecuador	18,858	0	0	0	44,440	3,720	21,862
Argentina	18,276	1,386	30	341	27,373	765	8,332

26 - 50

		Today			Total since 22 Jan		
	Active Cases	Confirmed	Deaths	Recovered	Total Confirmed	Total Deaths	Total Recovered
UAE	15,466	479	2	1,217	40,986	286	25,234
Ukraine	15,200	691	23	385	29,706	864	13,642
Poland	13,290	359	9	285	28,201	1,215	13,696
Bolivia	13,260	884	21	111	16,165	533	2,372
Oman	13,242	1,067	5	983	19,954	89	6,623
Portugal	12,404	310	7	260	35,910	1,504	22,002
Singapore	12,076	422	0	754	39,387	25	27,286
Kuwait	10,016	609	4	849	34,432	279	24,137
Armenia	8,958	566	18	240	14,669	245	5,466
Dom. Rep.	8,335	629	11	223	21,437	561	12,541
Panama	7,191	697	5	0	18,586	418	10,977
Guatemala	6,660	340	18	63	8,561	334	1,567
Honduras	6,538	309	4	28	7,669	294	837
Bahrain	5,146	467	3	378	16,667	34	11,487
Moldova	4,280	406	4	142	10,727	375	6,072
Haiti	3,853	145	6	0	3,941	64	24
Azerbaijan	3,844	352	6	210	8,882	108	4,930
Israel	3,019	214	1	82	18,569	300	15,250
Gabon	2,416	88	1	46	3,463	23	1,024
Central Africa..	1,909	64	0	0	1,952	5	38
El Salvador	1,801	99	4	66	3,373	68	1,504
North Macedo..	1,687	174	5	18	3,538	169	1,682
Guinea-Bissau	1,224	0	0	0	1,389	12	153
Eq. Guinea	1,094	0	0	0	1,306	12	200
Total World	3,552,327	154,242	5,257	85,889	7,514,481	421,458	3,540,696

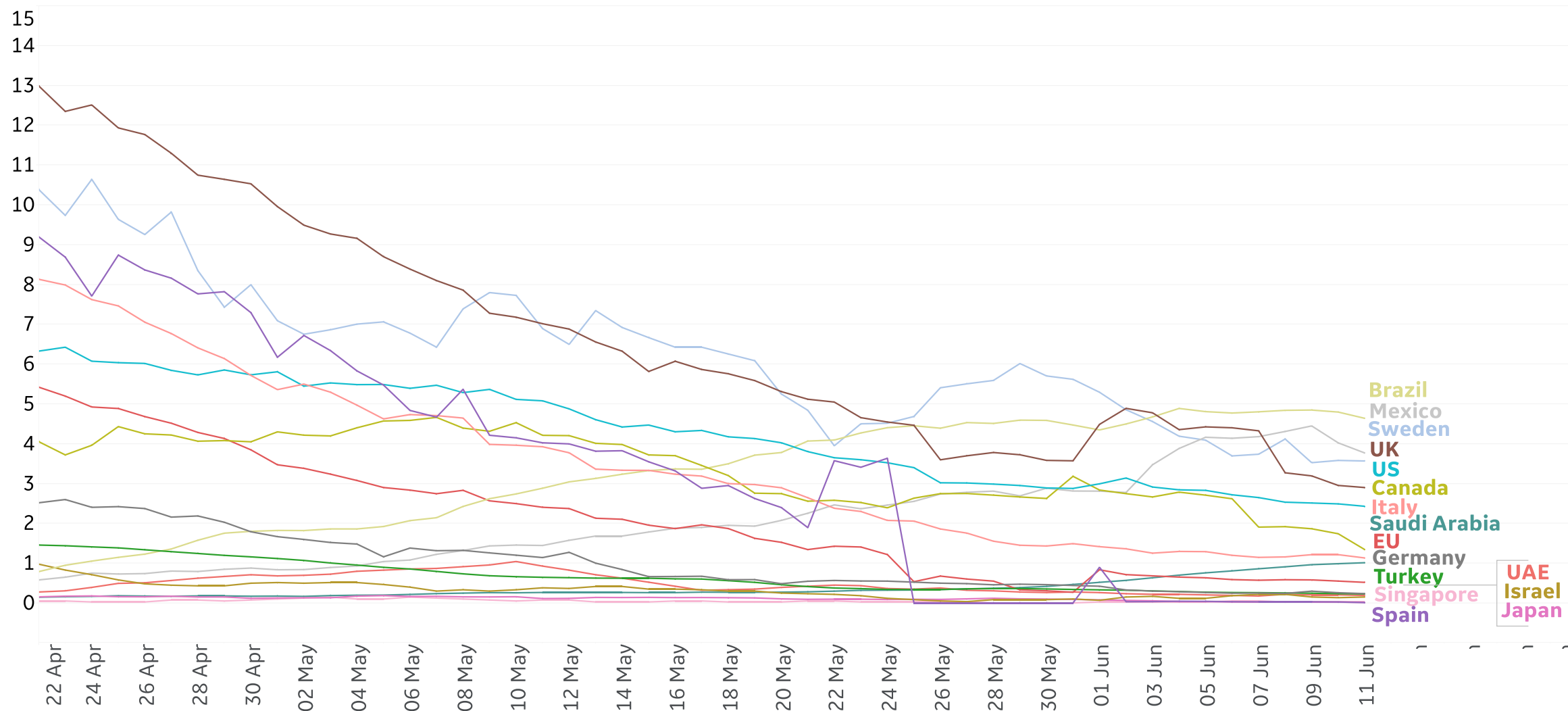
Several countries are revising and updating case counts

Reported deaths in **Chile** increased 198% in the last 14 days

Top 50 countries selected by Active Cases / 1M
Excluded countries with population < 1M



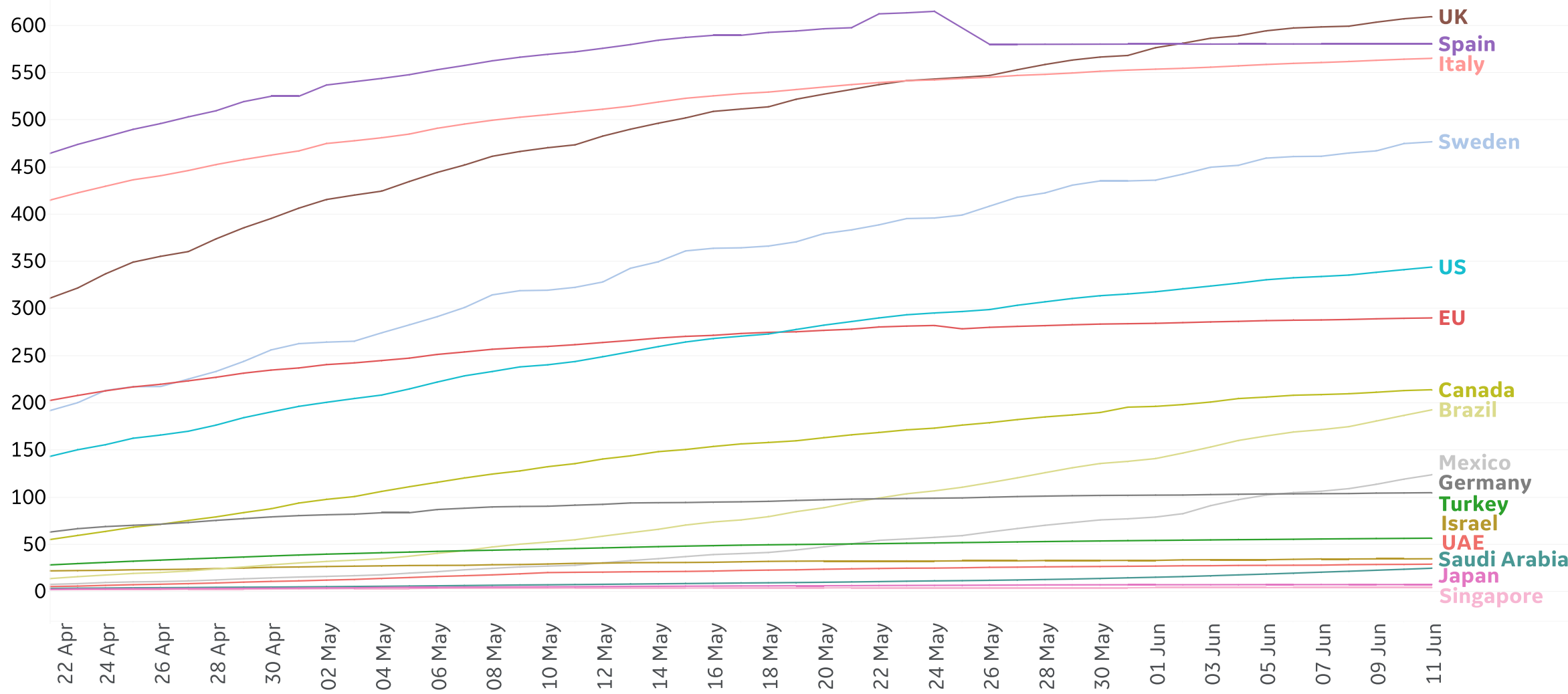
7-day rolling avg. since 22 Apr 2020





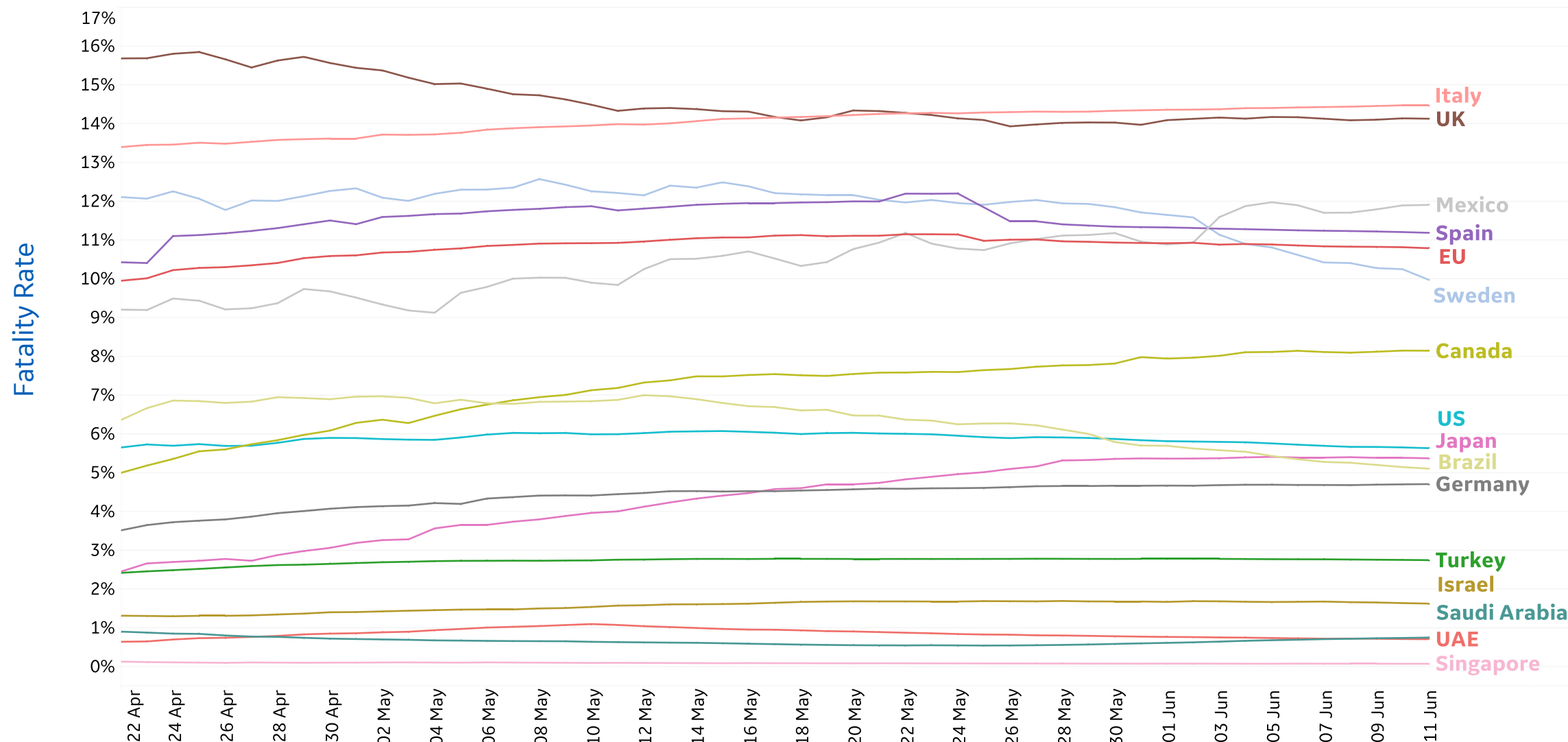
Cumulative Deaths in Select Countries

Cumulative Deaths / 1M
Since 22 Apr 2020





Since 22 Apr 2020

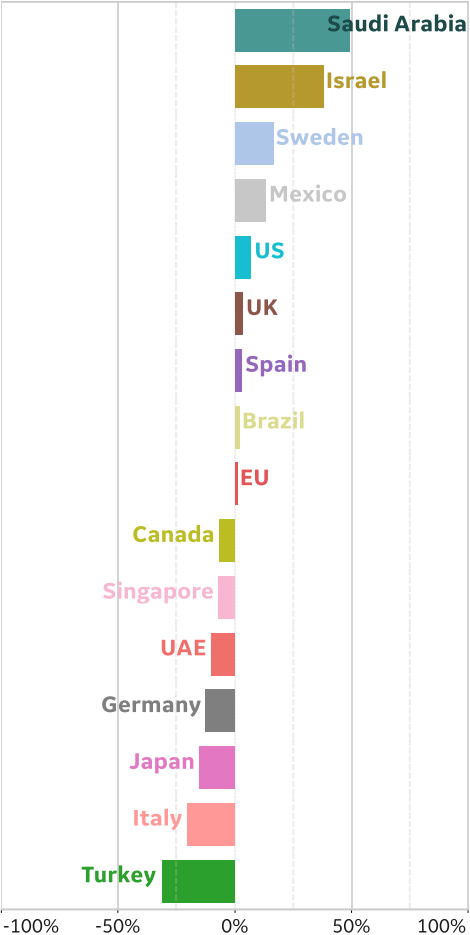




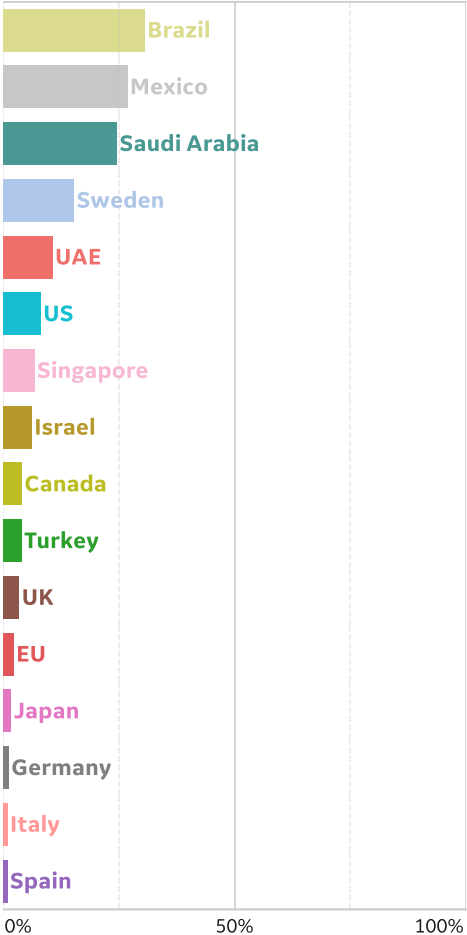
% Change in Case Volume in Select Countries

Over Previous 7 days

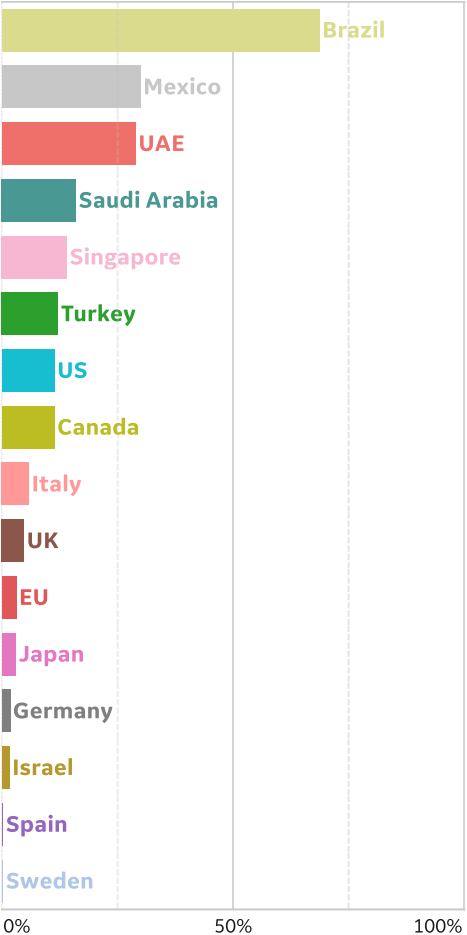
Active Cases



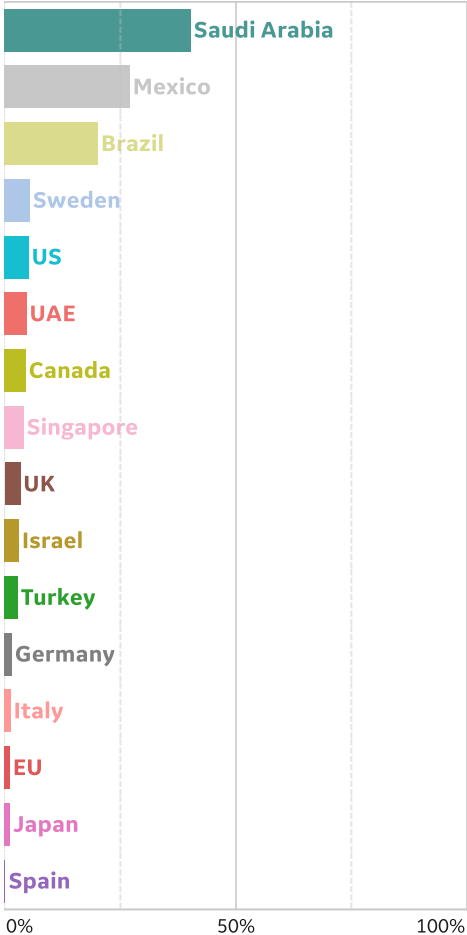
Confirmed Cases

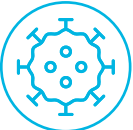


Reported Recoveries

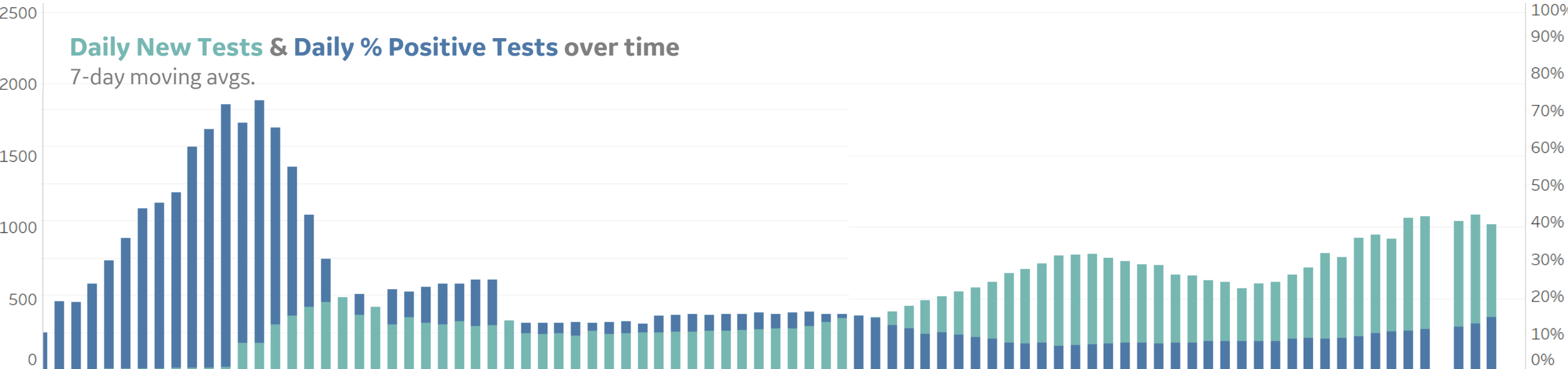
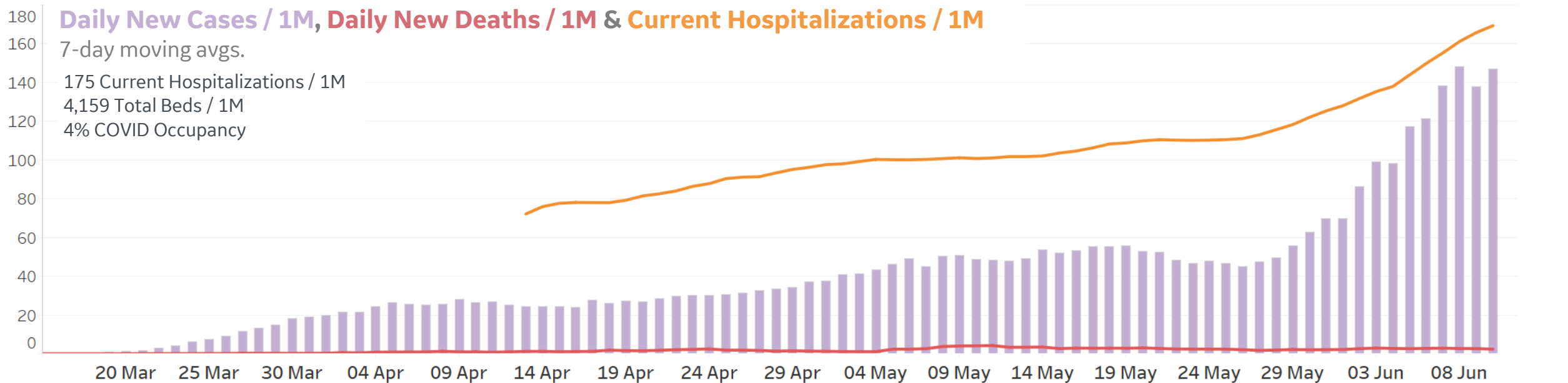


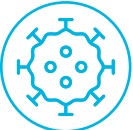
Reported Deaths



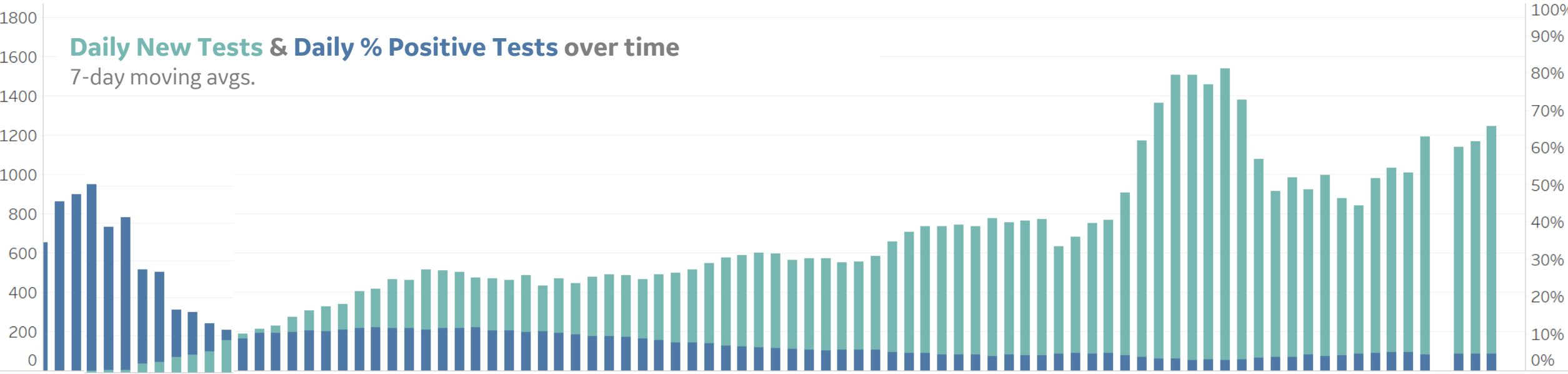
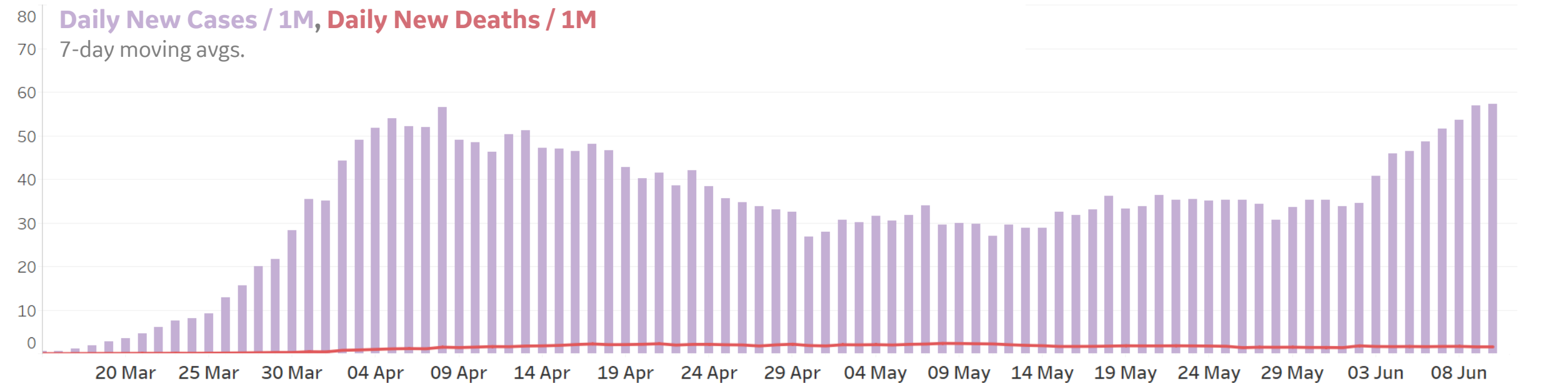


Feature: Arizona



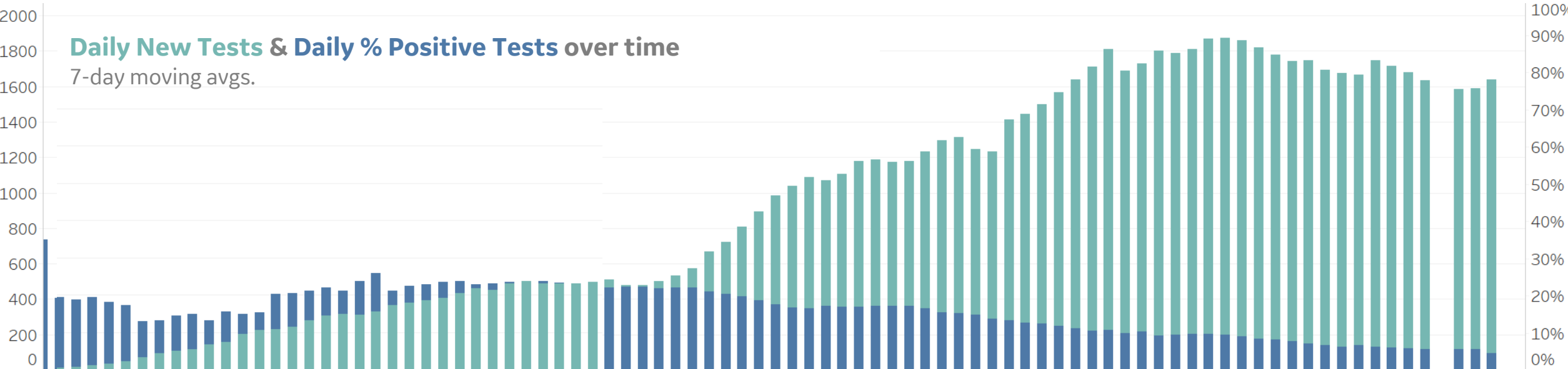
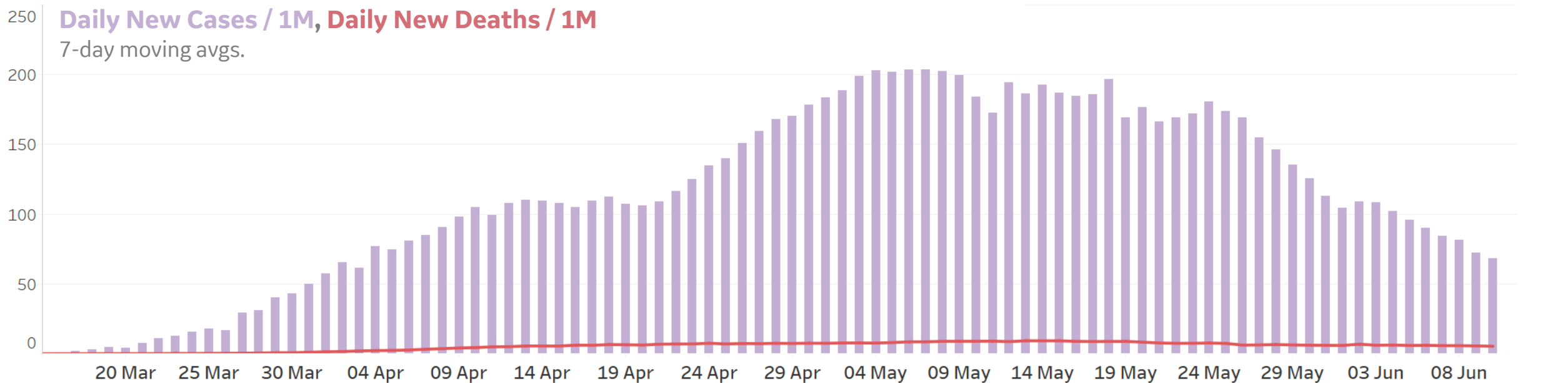


Feature: Florida



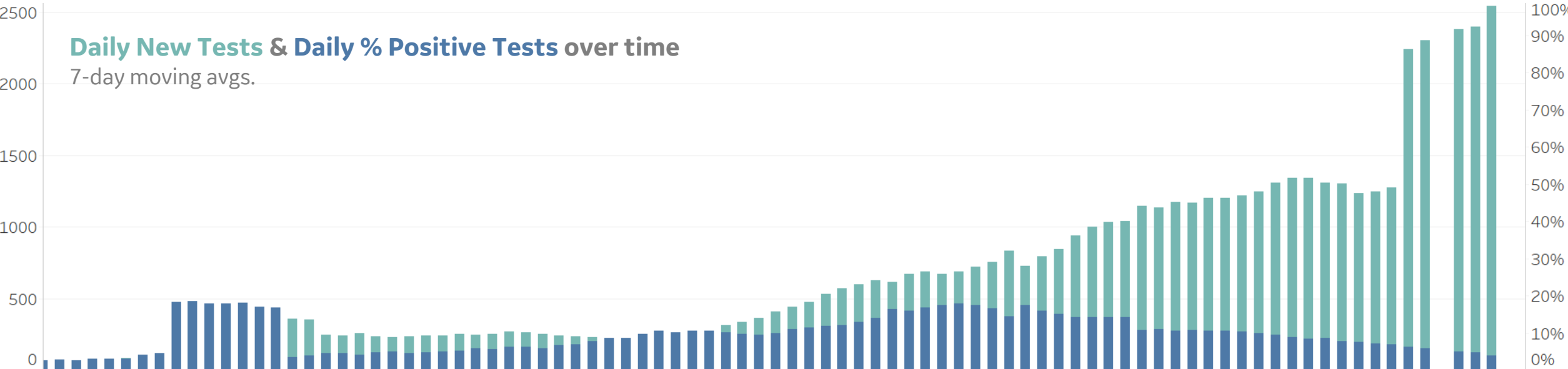
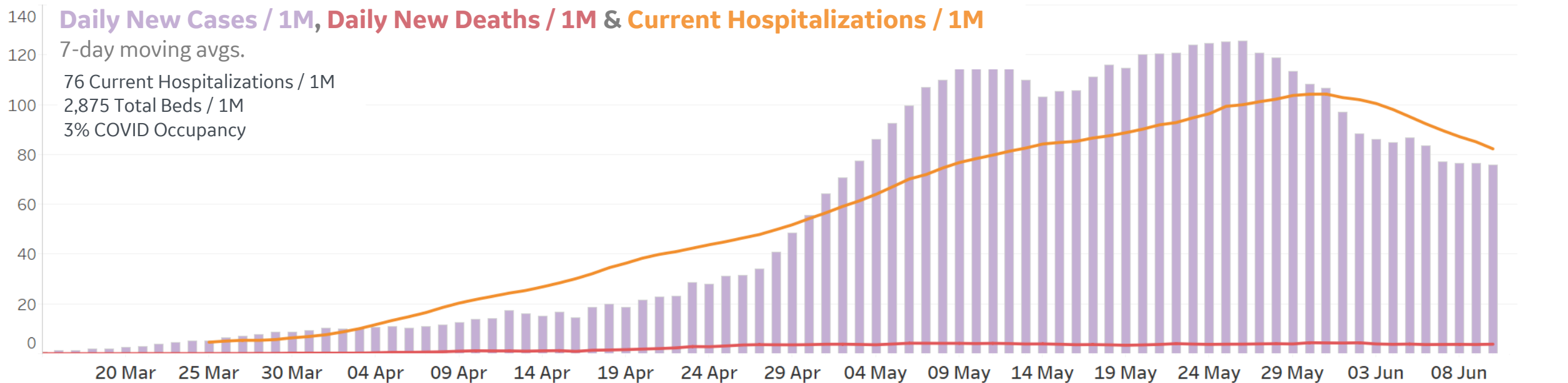


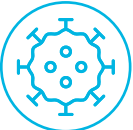
Feature: Illinois



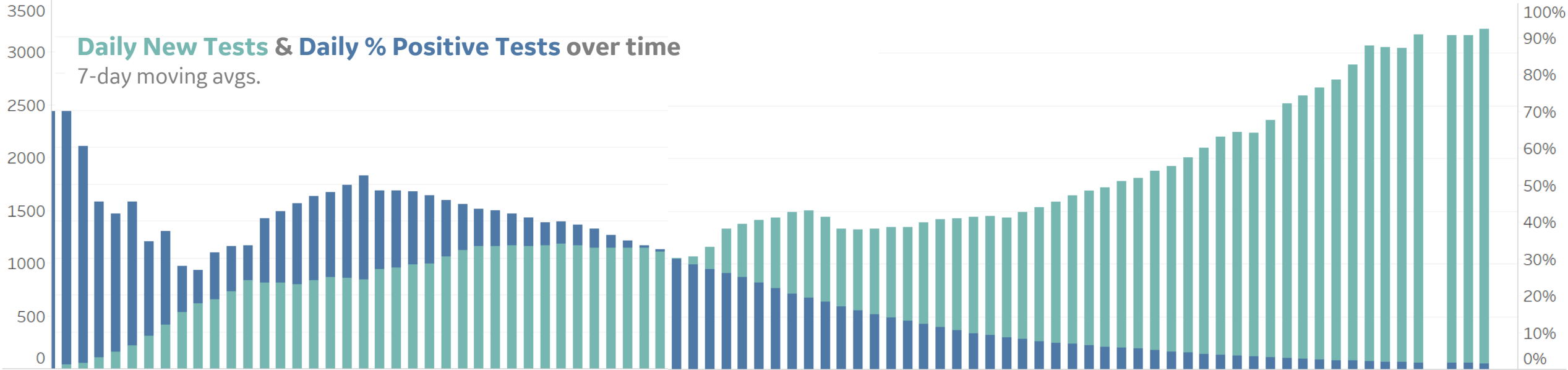
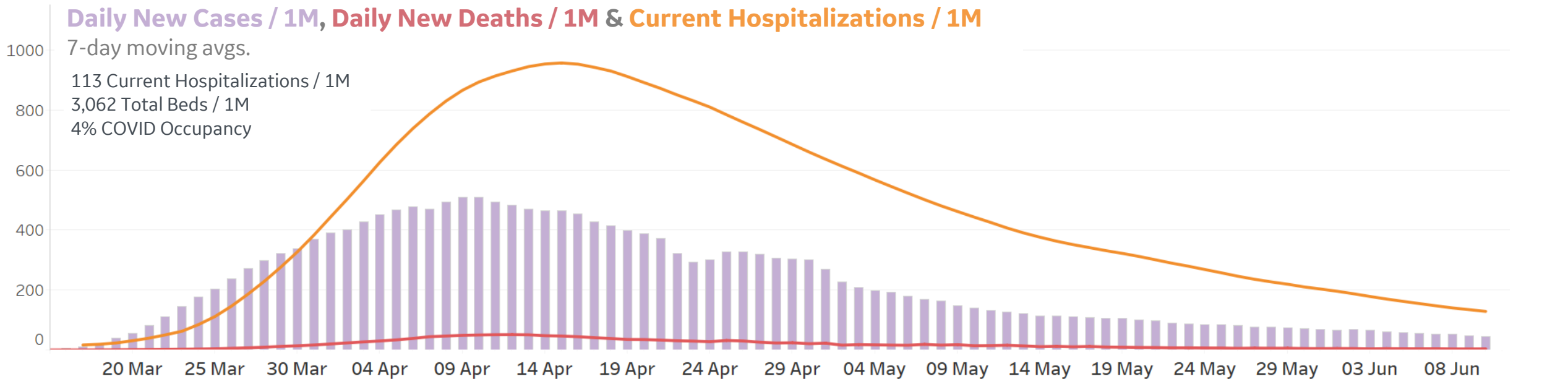


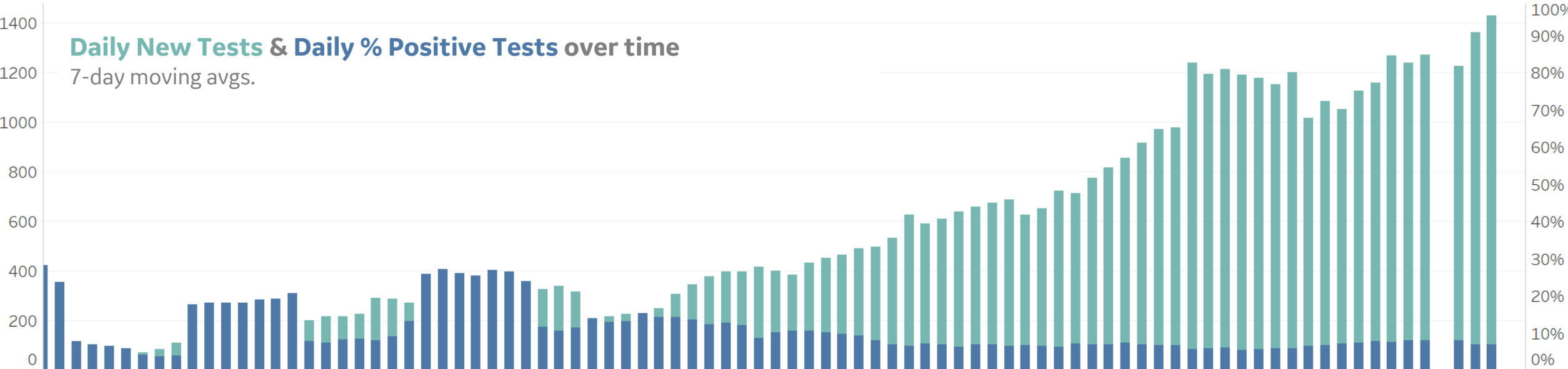
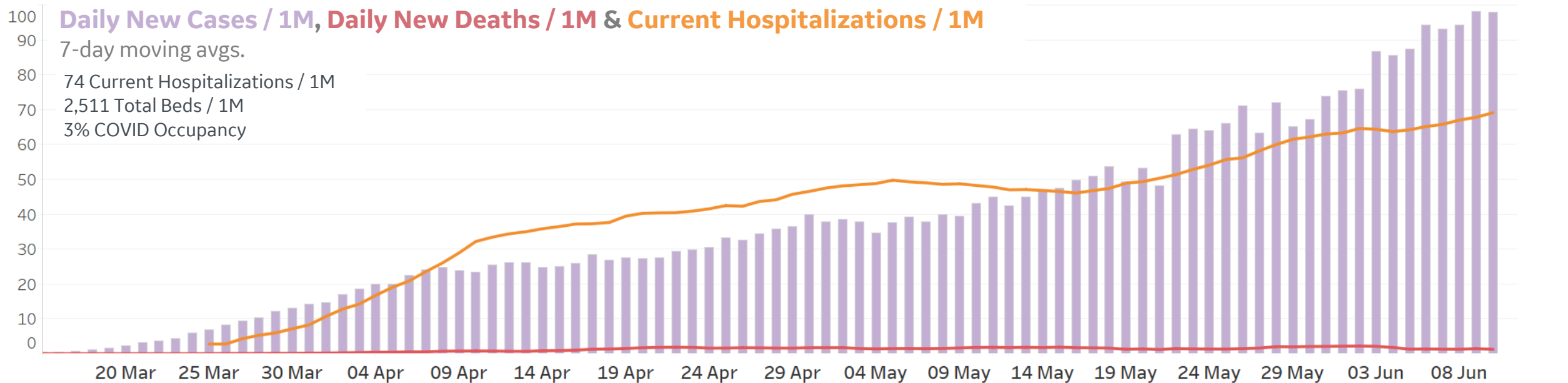
Feature: Minnesota





Feature: New York

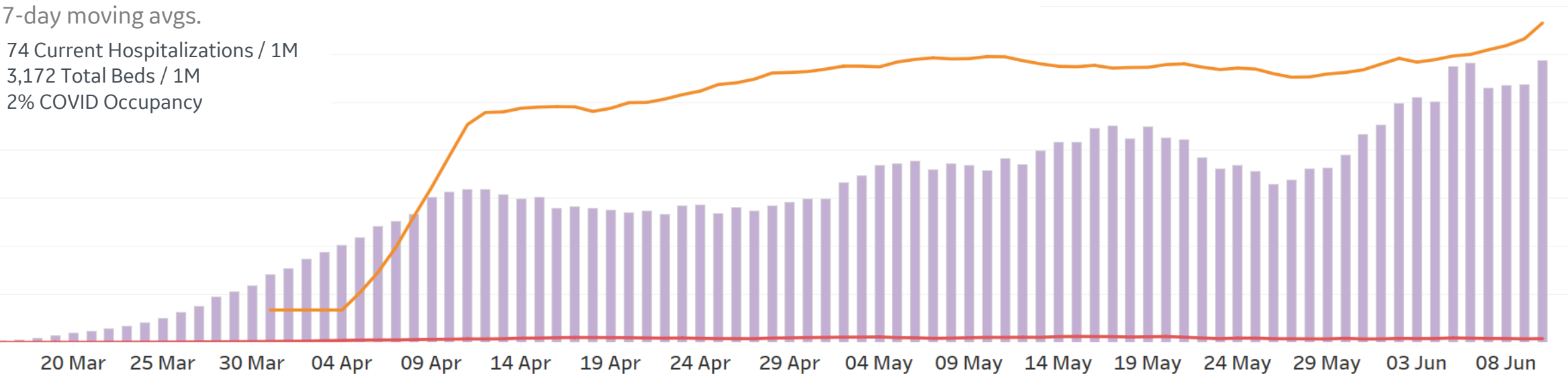




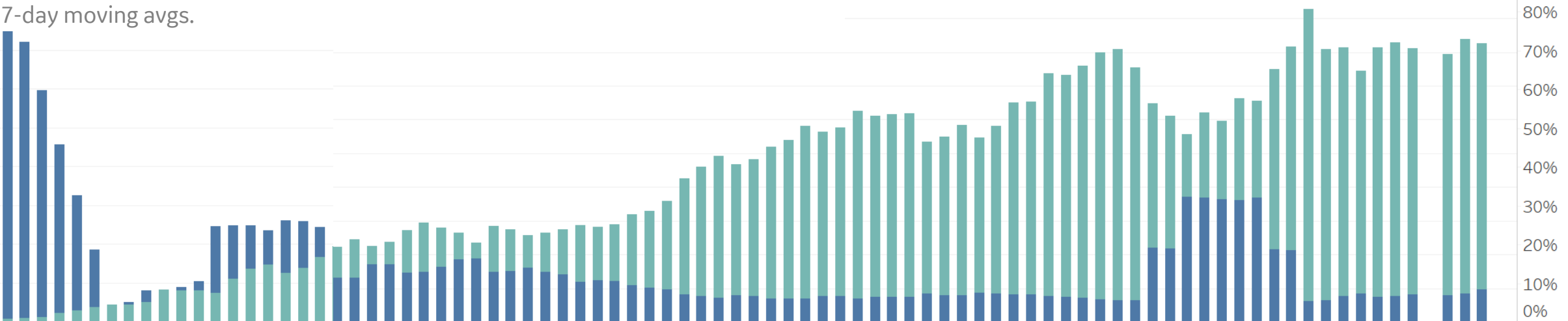


Feature: Texas

Daily New Cases / 1M, Daily New Deaths / 1M & Current Hospitalizations / 1M

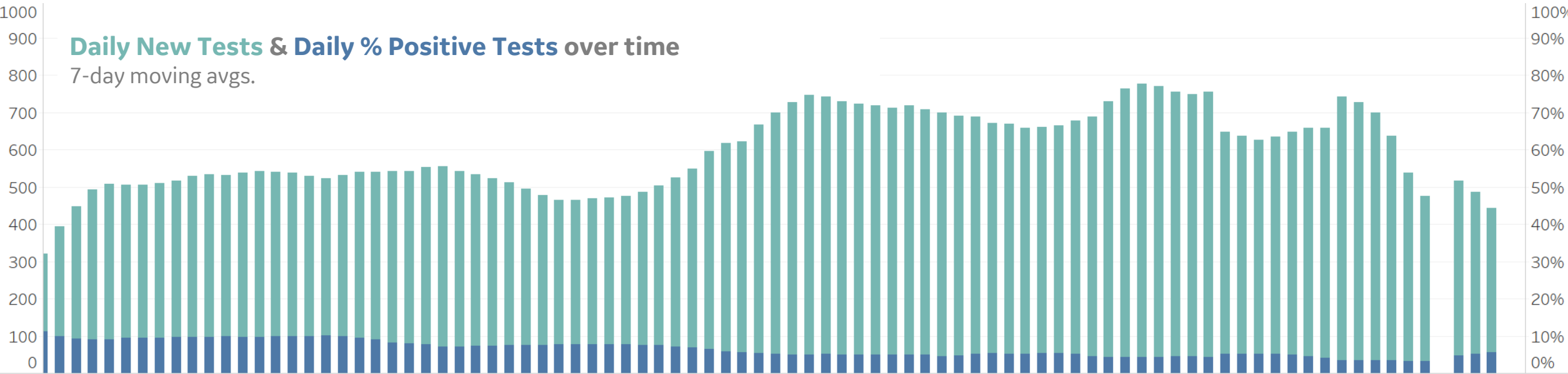
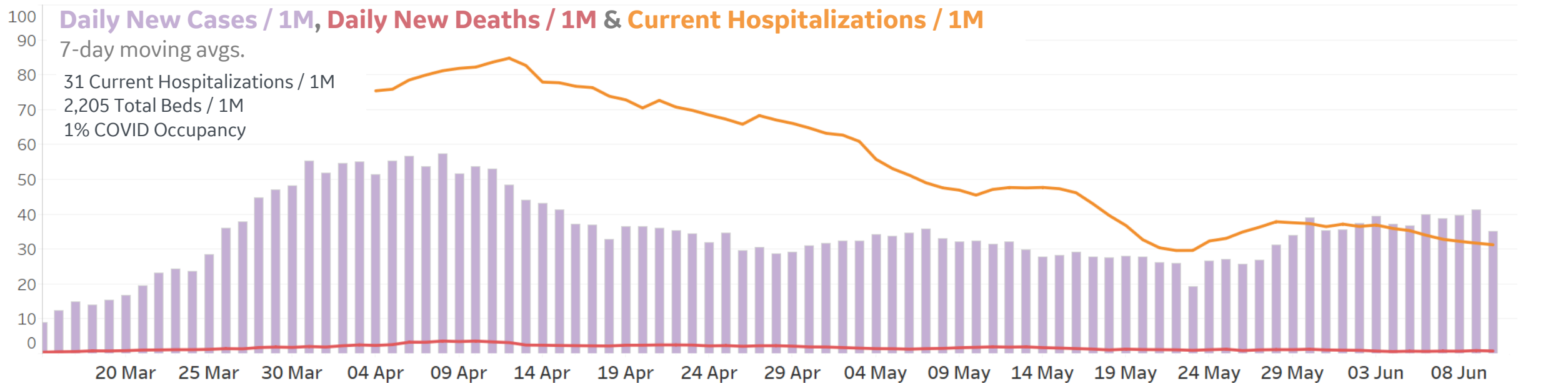


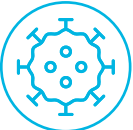
Daily New Tests & Daily % Positive Tests over time



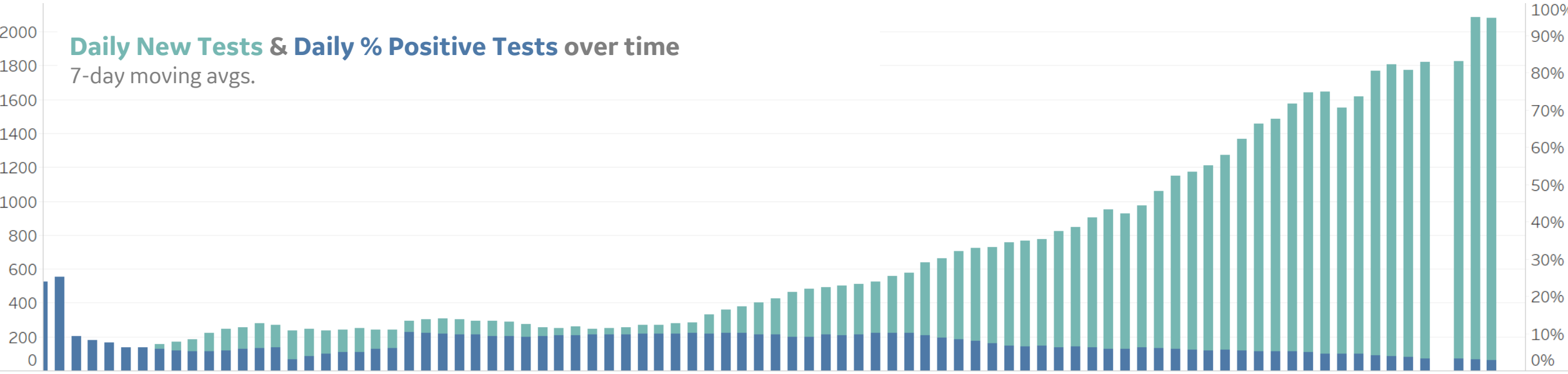
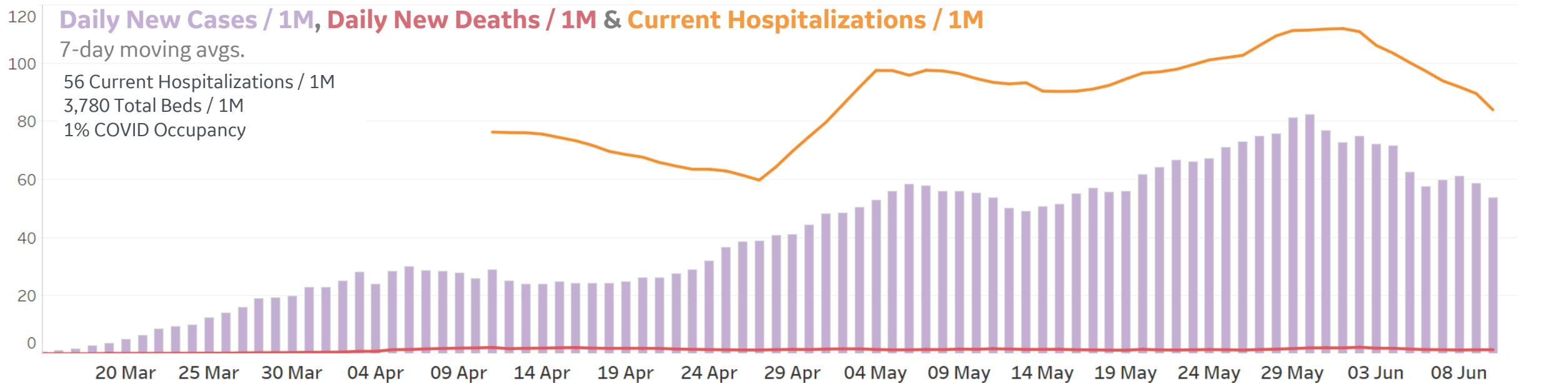


Feature: Washington





Feature: Wisconsin





Per 1M in Region

	Today	Change
Active Cases	3,447	+0.4%
Confirmed	18 new	+0.4%
Deaths	2 new	+0.4%
Recovered	0 new	+0%

Most Active Cases per 1M

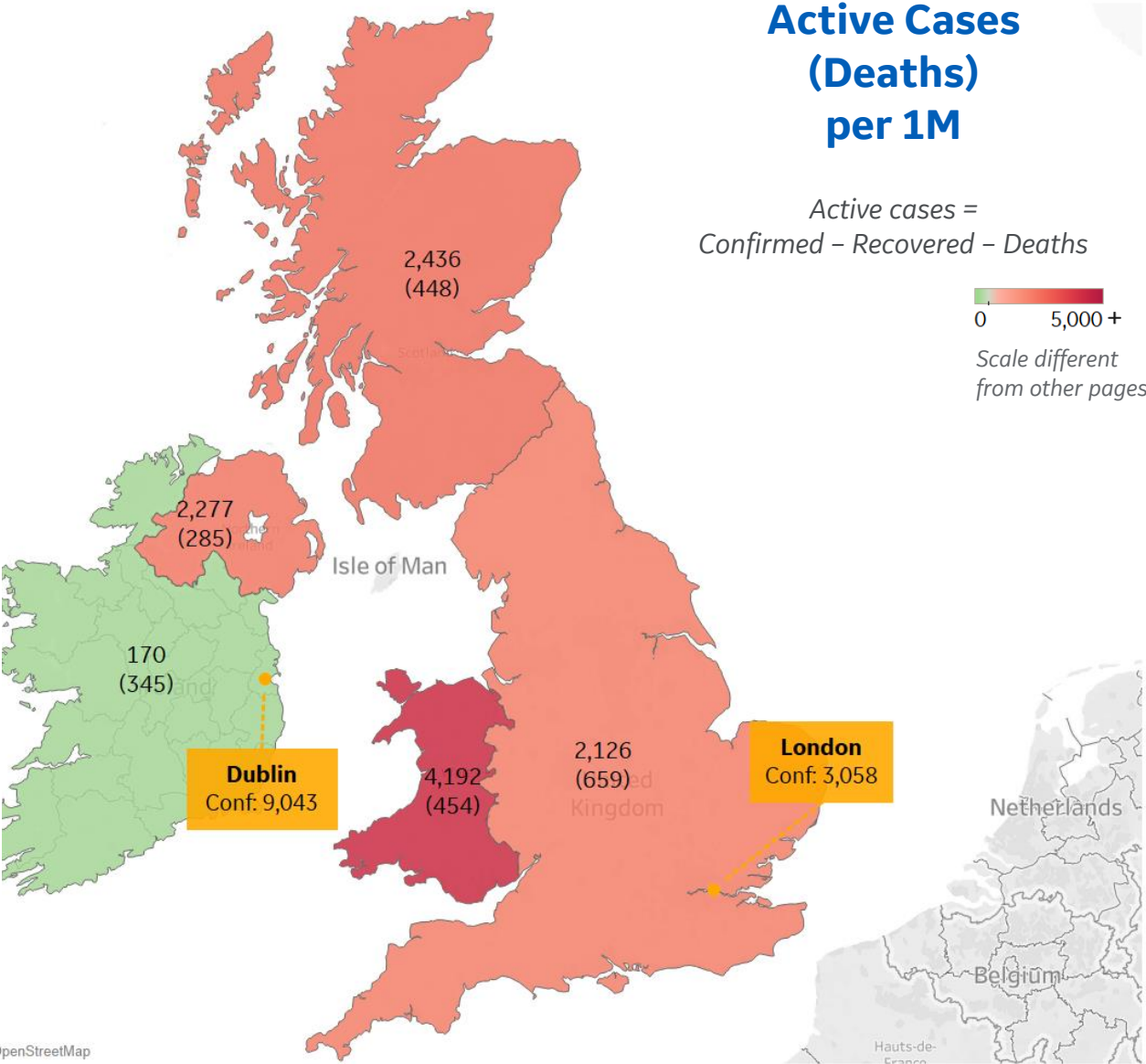
Wales	4,192
Scotland	2,436
Northern Ireland	2,277
England	2,126
Ireland	170

Active Cases (Deaths) per 1M

Active cases =
Confirmed – Recovered – Deaths

0 5,000 +

Scale different
from other pages



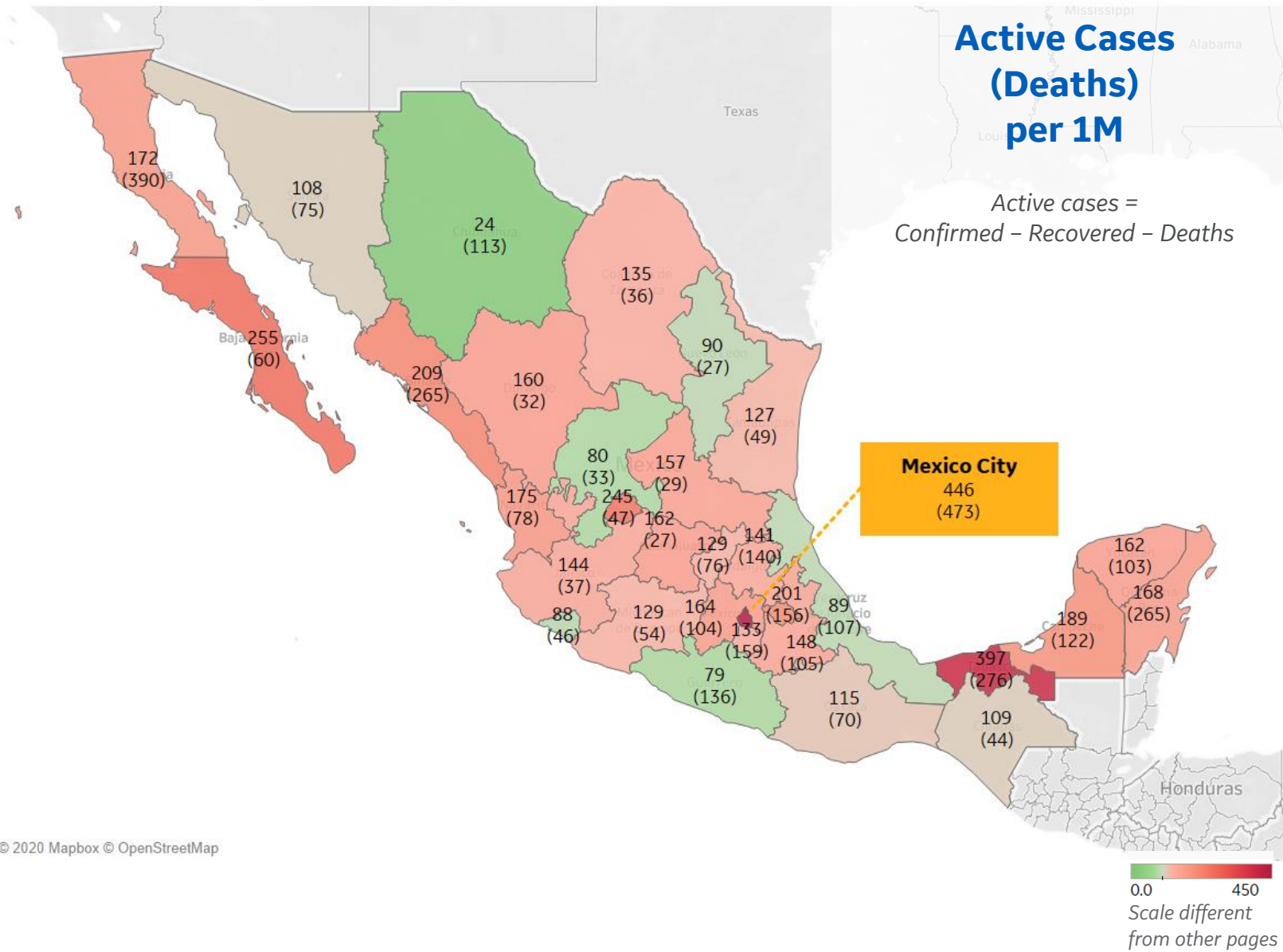


Per 1M in Region

	Today	Change
Active Cases	162	+5%
Confirmed	37 new	+4%
Deaths	5 new	+4%
Recovered	25 new	+3%

Most Active Cases per 1M

Distrito Federal	446
Tabasco	397
Baja California Sur	255
Aguascalientes	245
Sinaloa	209
Tlaxcala	201
Campeche	189
Nayarit	175
Baja California	172
Quintana Roo	168



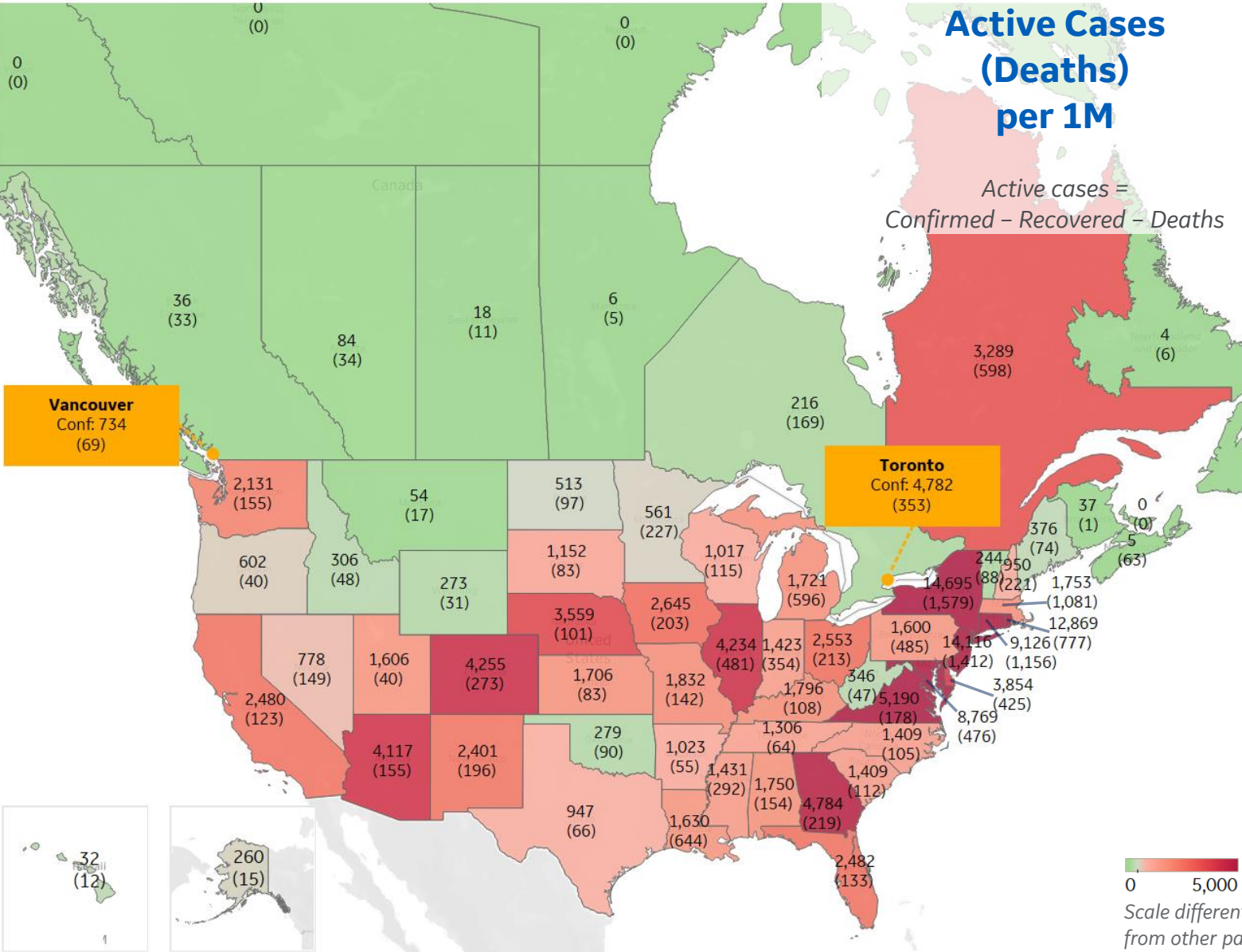


Per 1M in Region

	Today	Change
Active Cases	3,803	+1%
Confirmed	63 new	+1%
Deaths	3 new	+1%
Recovered	21 new	+1%

Most Active Cases per 1M

New York	14,695
New Jersey	14,116
Rhode Island	12,869
DC	11,256
Connecticut	9,126
Maryland	8,769
Virginia	5,190
Georgia	4,784
Colorado	4,255
Illinois	4,234

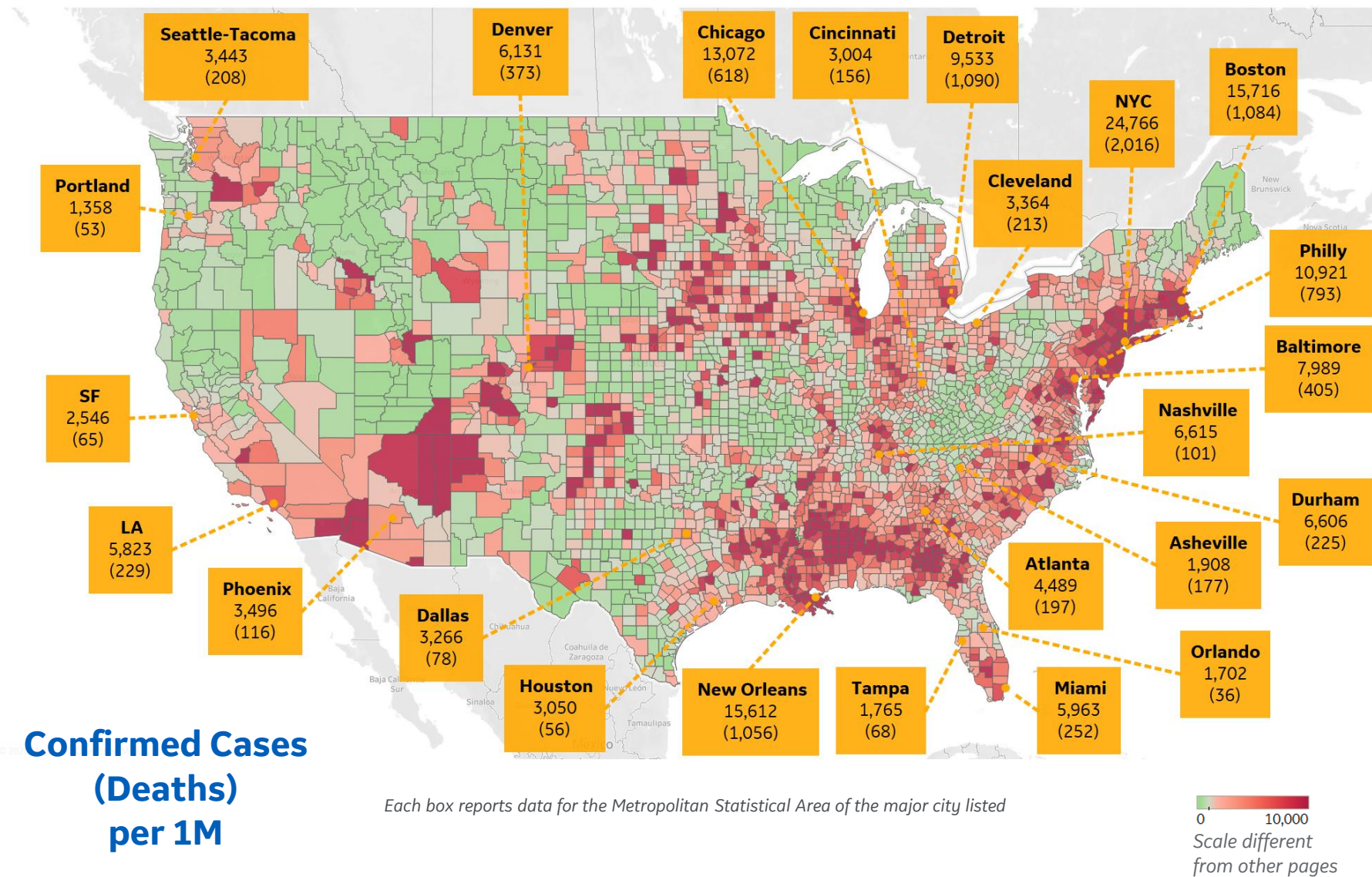




US by County & Metro, Total to Date

Updated 12 June 2020, 3:30 GMT

23



Top 10 Northeast Counties

Total Confirmed Cases / 1M

Rockland County, NY	40,717
Westchester County, NY	34,909
Passaic County, NJ	32,544
Nassau County, NY	29,999
Union County, NJ	28,801
Hudson County, NJ	28,129
Orange County, NY	27,205
Suffolk County, NY	27,145
New York City*	24,655
Suffolk County, MA	23,238

Top 10 Other US Counties

Total Confirmed Cases / 1M

Orleans Parish, LA	18,433
Jefferson Parish, LA	17,958
Prince George's County, MD	17,546
Yakima County, WA	16,595
Cook County, IL	15,668
District of Columbia, DC	12,927
Prince William County, VA	12,622
Kane County, IL	12,428
Lake County, IL	12,324
Wayne County, MI	11,952

Note: Includes counties ≥ 250K population

* New York City counties aggregated into one reporting area



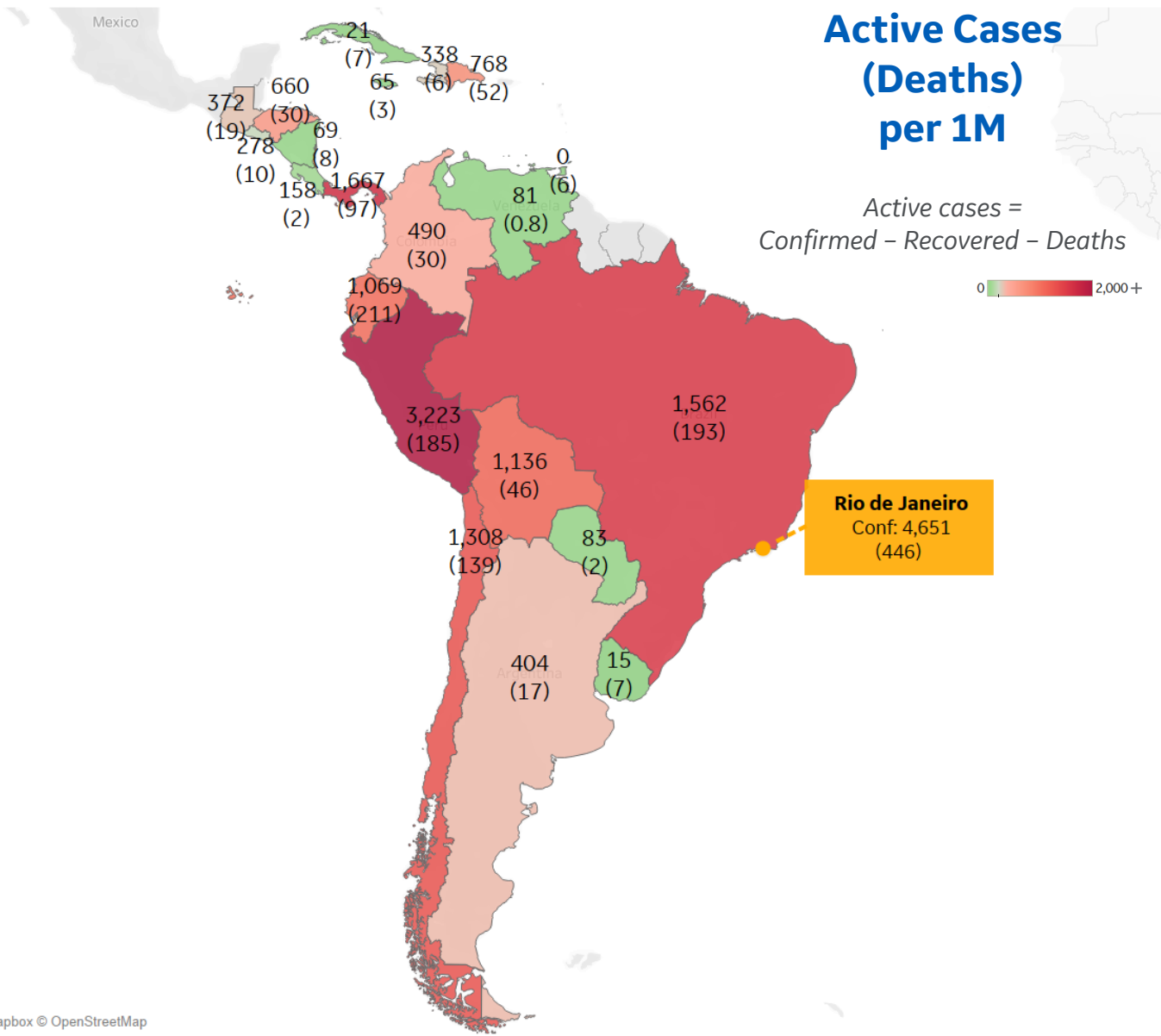
Per 1M in Region

	Today	Change
Active Cases	1,110	+4%
Confirmed	93 new	+4%
Deaths	3 new	+3%
Recovered	52 new	+4%

Most Active Cases per 1M

Peru	3,223
Panama	1,667
Brazil	1,562
Chile	1,308
Bolivia	1,136
Ecuador	1,069
Dom. Rep.	768
Honduras	660
Colombia	490
Argentina	404

* Excludes regions with population < 1M





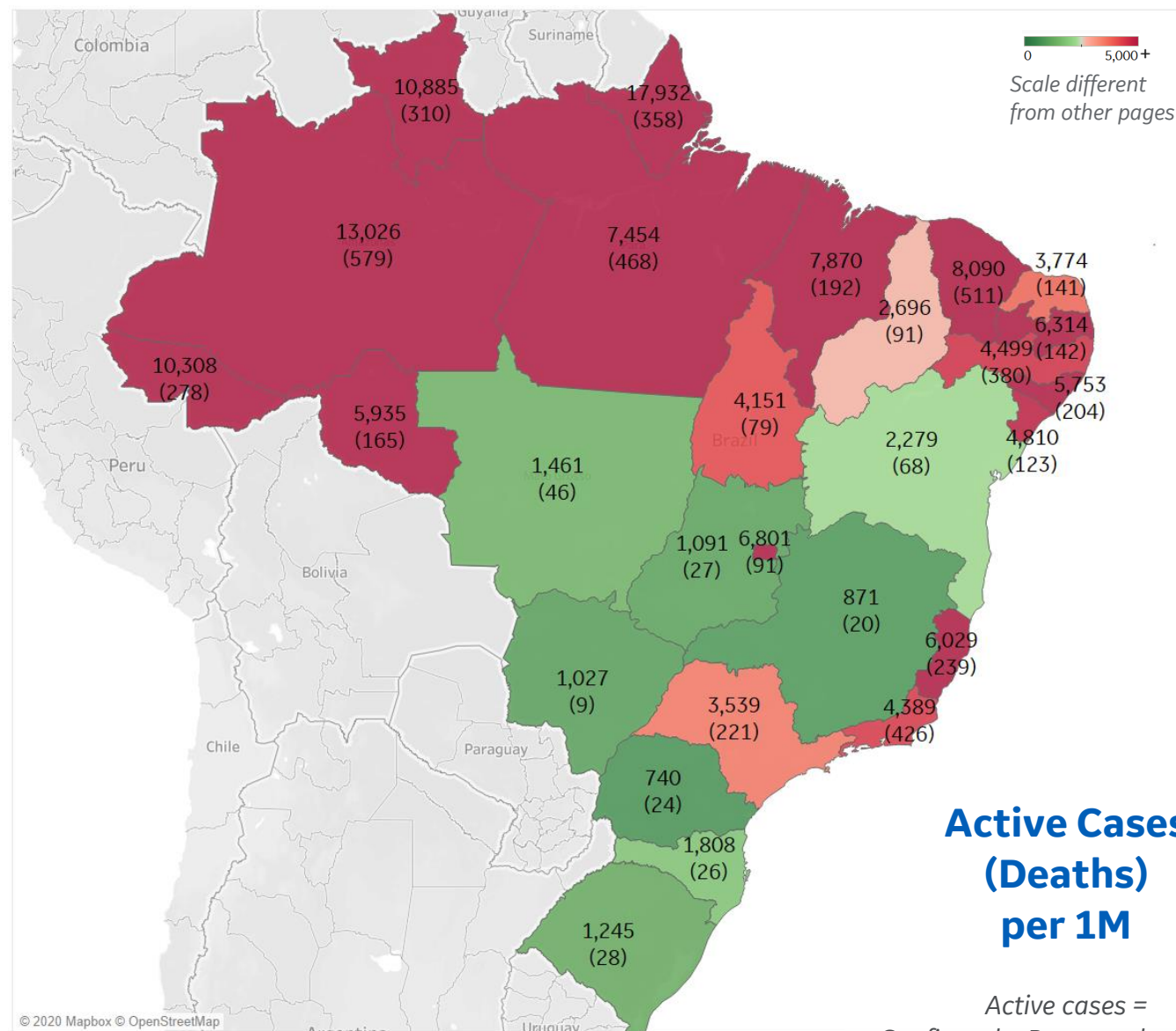
Der 1M in Region

	Today	Change
Active Cases	1,562	+4%
Confirmed	143 new	+4%
Deaths	6 new	+3%
Recovered	76 new	+4%

Most Active Cases per 1M

Amazonas	13,026
Ceará	8,090
Maranhão	7,870
Pará	7,454
Distrito Federal	6,801
Paraíba	6,314
Espírito Santo	6,029
Rondônia	5,935
Alagoas	5,753
Sergipe	4,810

* Excludes regions with population < 1M


$$\text{Active cases} = \text{Confirmed} - \text{Recovered} - \text{Deaths}$$



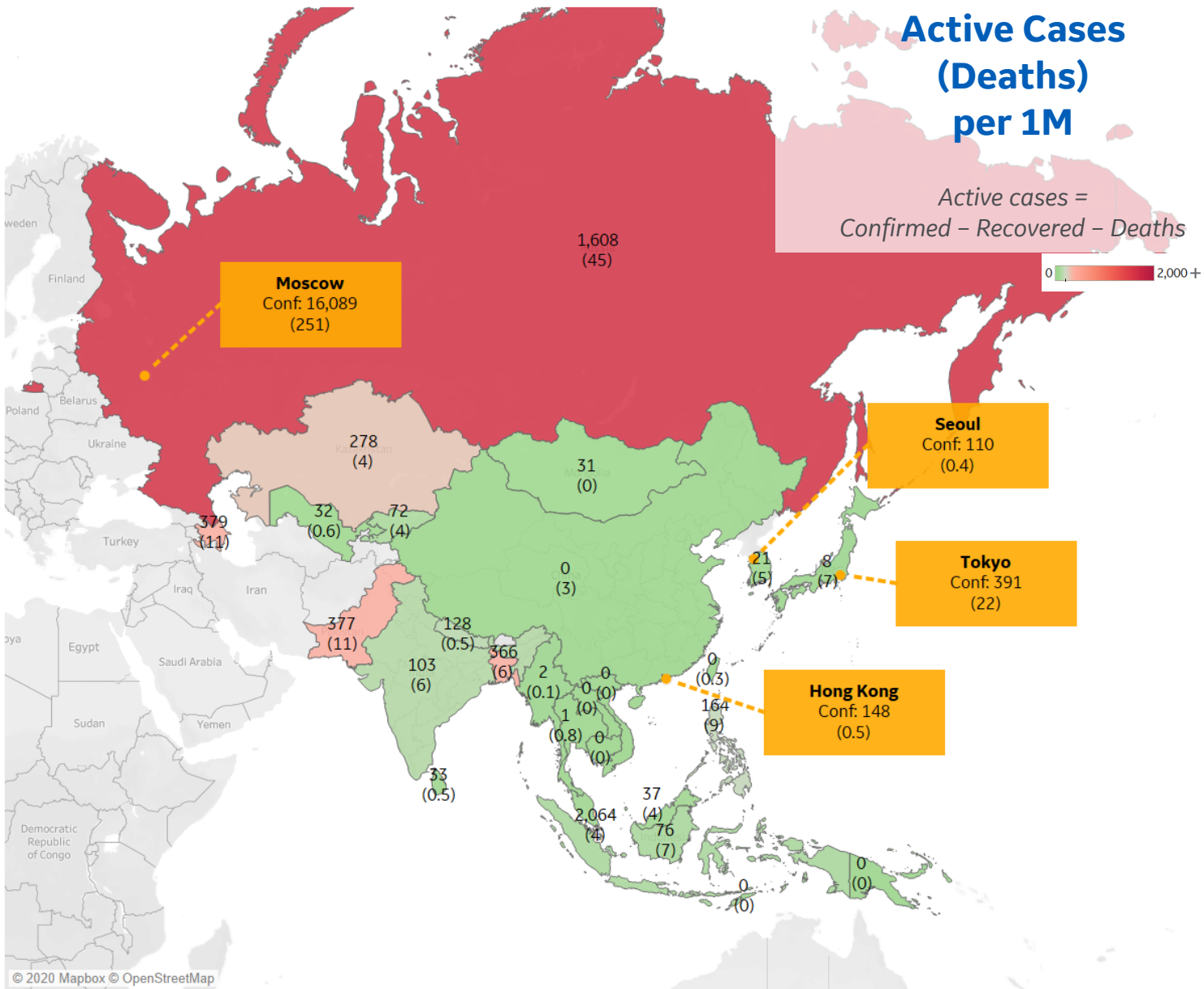
Per 1M in Region

	Today	Change
Active Cases	136	+3%
Confirmed	11 new	+4%
Deaths	0.3 new	+5%
Recovered	6 new	+4%

Most Active Cases per 1M

Singapore	2,064
Russia	1,608
Azerbaijan	379
Pakistan	377
Bangladesh	366
Kazakhstan	278
Philippines	164
Nepal	128
India	103
Indonesia	76

* Excludes regions with population < 1M





Per 1M in Region

	Today	Change
Active Cases	13	-4%
Confirmed	0.1 new	+0.05%
Deaths	0 new	+0%
Recovered	0 new	+0%

Most Active Cases per 1M

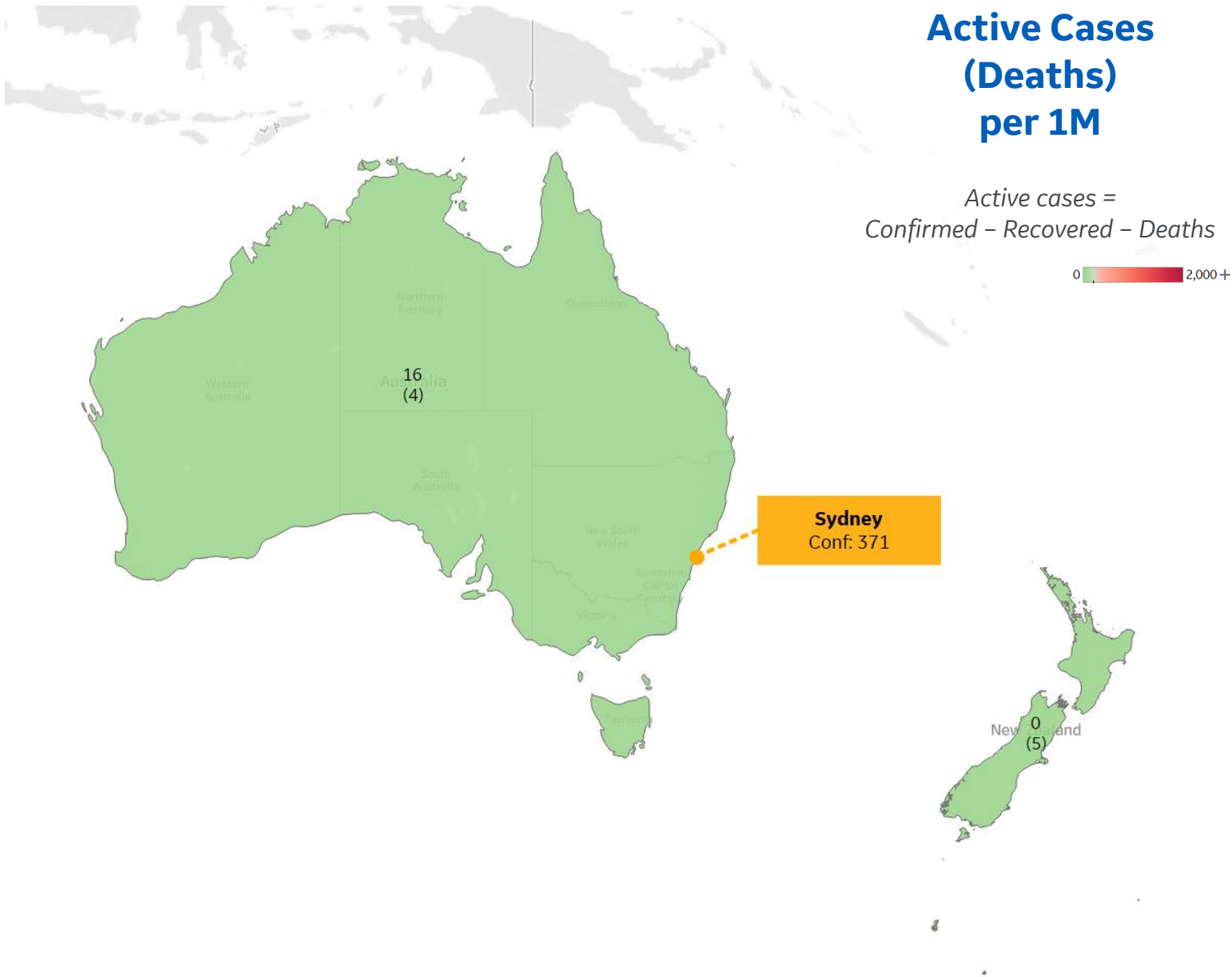
Australia	16
New Zealand	0

* Excludes regions with population < 1M

Active Cases (Deaths) per 1M

Active cases =
Confirmed - Recovered - Deaths

0 2,000 +





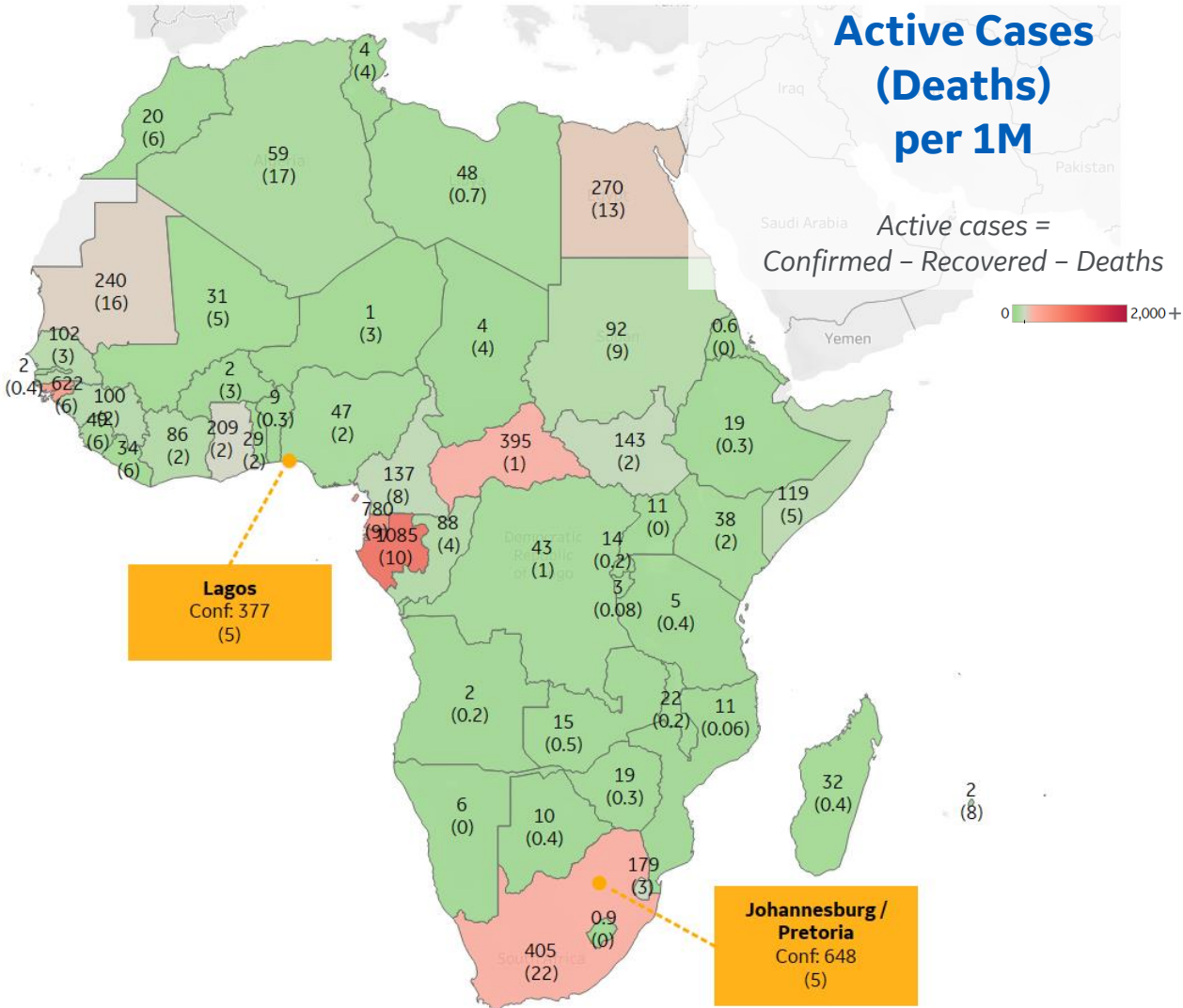
Per 1M in Region

	Today	Change
Active Cases	84	+3%
Confirmed	6 new	+4%
Deaths	0.1 new	+3%
Recovered	3 new	+4%

Most Active Cases per 1M

Gabon	1,085
Eq. Guinea	780
Guinea-Bissau	622
South Africa	405
Central African R..	395
Egypt	270
Mauritania	240
Ghana	209
Eswatini	179
South Sudan	143

* Excludes regions with population < 1M





Sources



*** Per 1M = Per 1 Million Population unless otherwise noted*

Johns Hopkins Coronavirus Resource Center:

<https://coronavirus.jhu.edu/map.html>

Worldometer Coronavirus Reporting:

<https://www.worldometers.info/coronavirus/>

Public Health England:

<https://www.gov.uk/government/publications/covid-19-track-coronavirus-cases>

US Department of Homeland Security, Homeland Infrastructure Foundation-Level Data:

<https://hifld-geoplatform.opendata.arcgis.com/datasets/hospitals>

City of New York, NYC Health:

<https://www1.nyc.gov/site/doh/covid/covid-19-data.page>

Chicago Coronavirus Latest Data:

<https://www.chicago.gov/city/en/sites/covid-19/home/latest-data.html>

National Health Commission of the PRC:

<http://www.nhc.gov.cn/xcs/yqtb/202003/bf66696029ba420098164607240074f8.shtml>

Korean Centers for Disease Control and Prevention:

http://www.cdc.go.kr/cdc_eng/

CDC, Severe Outcomes Among Patients with Coronavirus Disease 2019 (COVID-19):

<https://www.cdc.gov/mmwr/volumes/69/wr/mm6912e2.htm>

COVID-19 Information for Switzerland:

<https://www.corona-data.ch/>

Italian Department of Civil Protection, COVID Monitoring:

<http://opendatadpc.maps.arcgis.com/apps/opsdashboard/index.html#/b0c68bce2cce478eaac82fe38d4138b1>

The COVID Tracking Project:

<https://covidtracking.com/data/>

UK Office for National Statistics

<https://www.ons.gov.uk/peoplepopulationandcommunity/birthsdeathsandmarriages/deaths/bulletins/deathsregisteredweeklyinenglandandwalesprovisional/weekending24april2020>

WHO Europe, Surveillance Report:

<http://www.euro.who.int/en/health-topics/health-emergencies/coronavirus-covid-19/weekly-surveillance-report>

WHO Europe, Principles for Transition:

<http://www.euro.who.int/en/media-centre/sections/statements/2020/statement-transition-to-a-new-normal-during-the-covid-19-pandemic-must-be-guided-by-public-health-principles>

CIA World Factbook:

<https://www.cia.gov/library/publications/resources/the-world-factbook/>

Italian Ministry of Health:

<http://www.salute.gov.it/portale/nuovocoronavirus/dettaglioContenutiNuovoCoronavirus.jsp?lingua=italiano&id=5351&area=nuovoCoronavirus&menu=vuoto>

New South Wales Government:

<https://www.health.nsw.gov.au/Infectious/diseases/Pages/covid-19-latest.aspx>

Provincial Health Services Authority of Canada. BC Center for Disease Control:

<http://www.bccdc.ca/about/news-stories/stories/2020/information-on-novel-coronavirus>

Coronavirus Cases in Japan by Prefecture, Nippon Communications Foundation:

<https://www.nippon.com/en/japan-data/h00657/coronavirus-cases-in-japan-by-prefecture.html>

Secretary of Health, Mexico:

<https://www.gob.mx/salud/en>

OECD Economic Outlooks, Statistics:

https://www.oecd-ilibrary.org/economics/data/oecd-economic-outlook-statistics-and-projections_eo-data-en

Public Health Authority of Sweden:

<https://www.folkhalsomyndigheten.se/smittskydd-beredskap/utbrott/aktuella-utbrott/covid-19/bekraftade-fall-i-sverige>

National Public Health Agency of France:

<https://www.santepubliquefrance.fr/regions/ile-de-france/documents/bulletin-regional/2020/covid-19-point-epidemiologique-en-ile-de-france-du-23-avril-2020>

National Public Health Agency of France:

<https://www.santepubliquefrance.fr/regions/ile-de-france/documents/bulletin-regional/2020/covid-19-point-epidemiologique-en-ile-de-france-du-23-avril-2020>