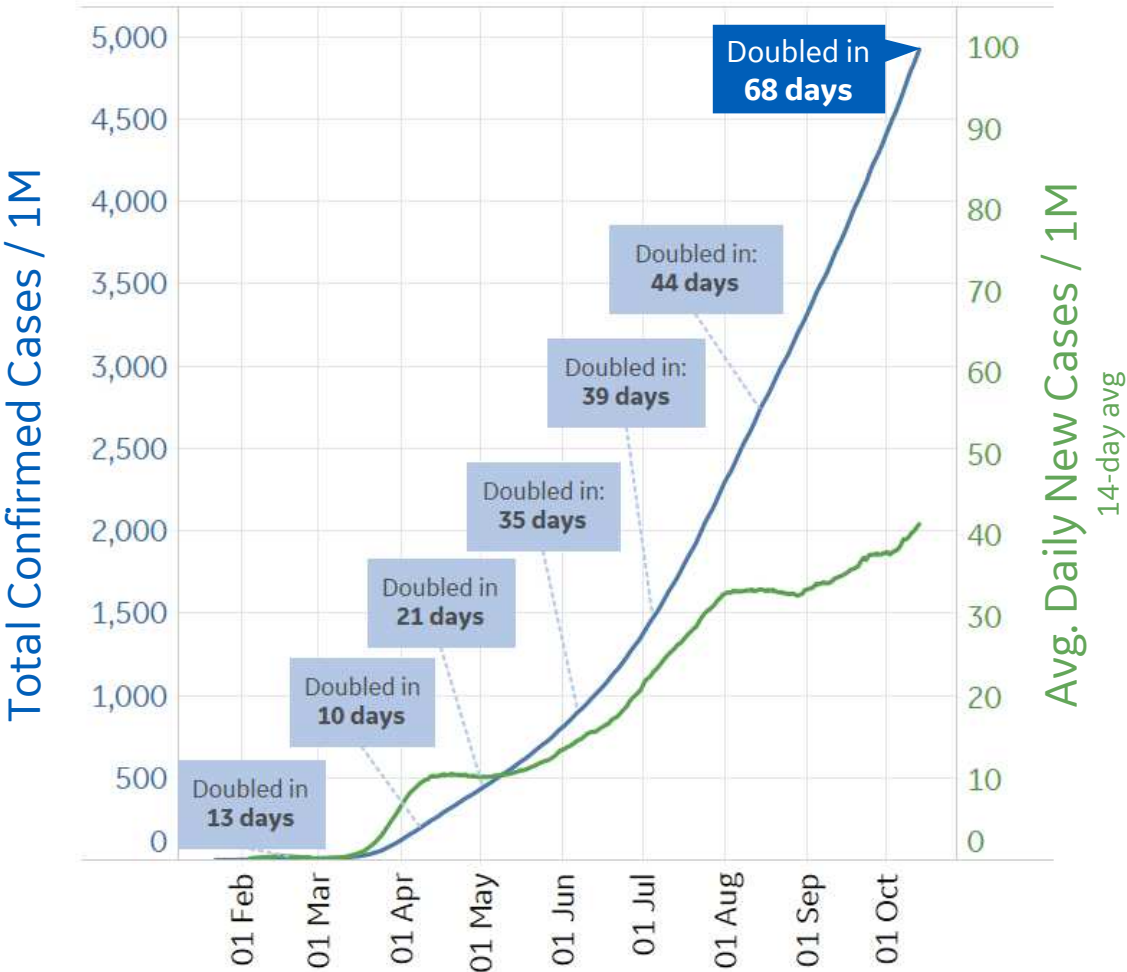




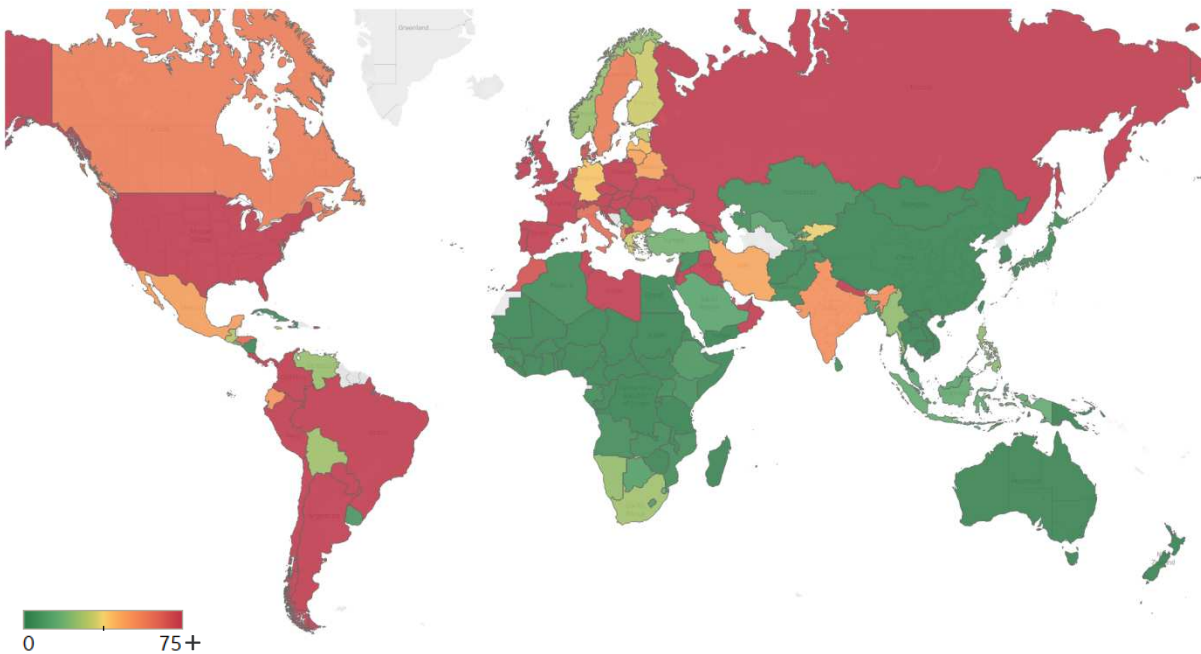
# Global Confirmed & Active Cases

Trend since 22 Jan



Avg. Daily New Cases / 1M

Over the last 14 days



Per 1M:	Today	Change
Active Today	1,365	+1%
Active	17 new	+1%
Confirmed	42 new	+1%
Deaths	1 new	+1.0%
Recovered	24 new	+1%

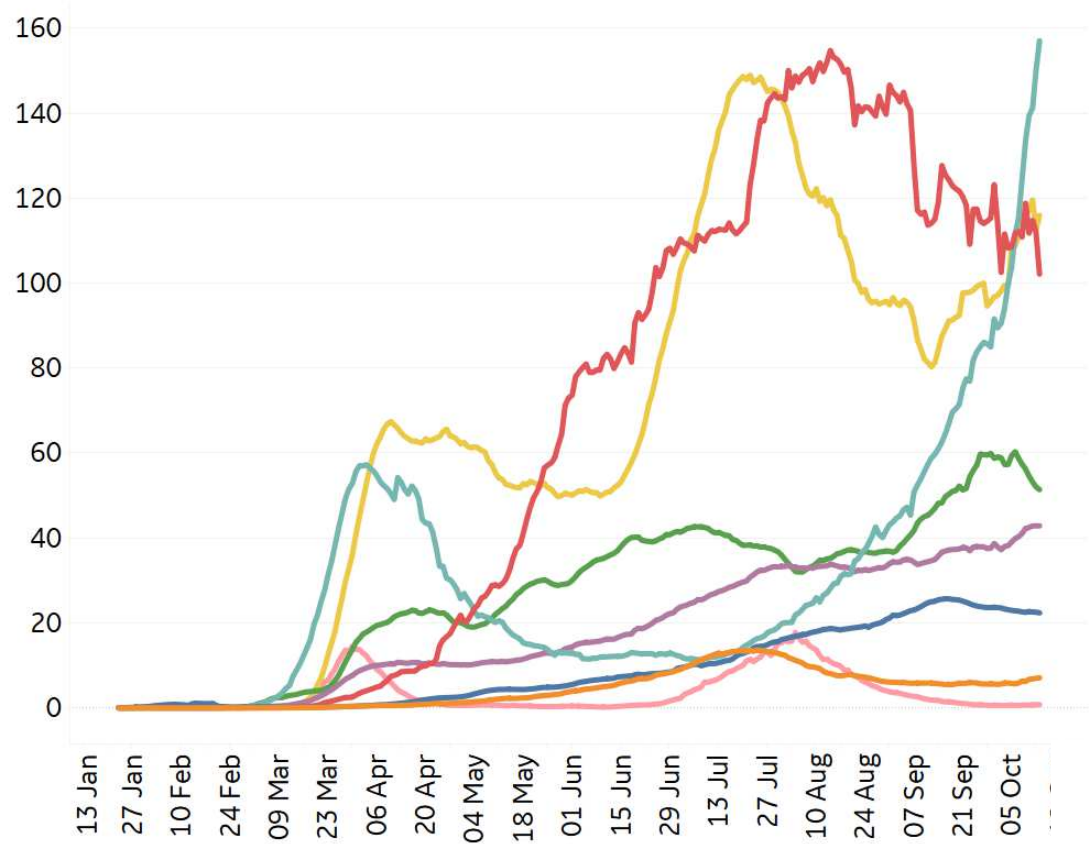


# New Confirmed Cases & New Deaths

Key **World** **North America** **Europe** **Middle East** **Cent & South America** **Asia** **Africa** **Oceania**

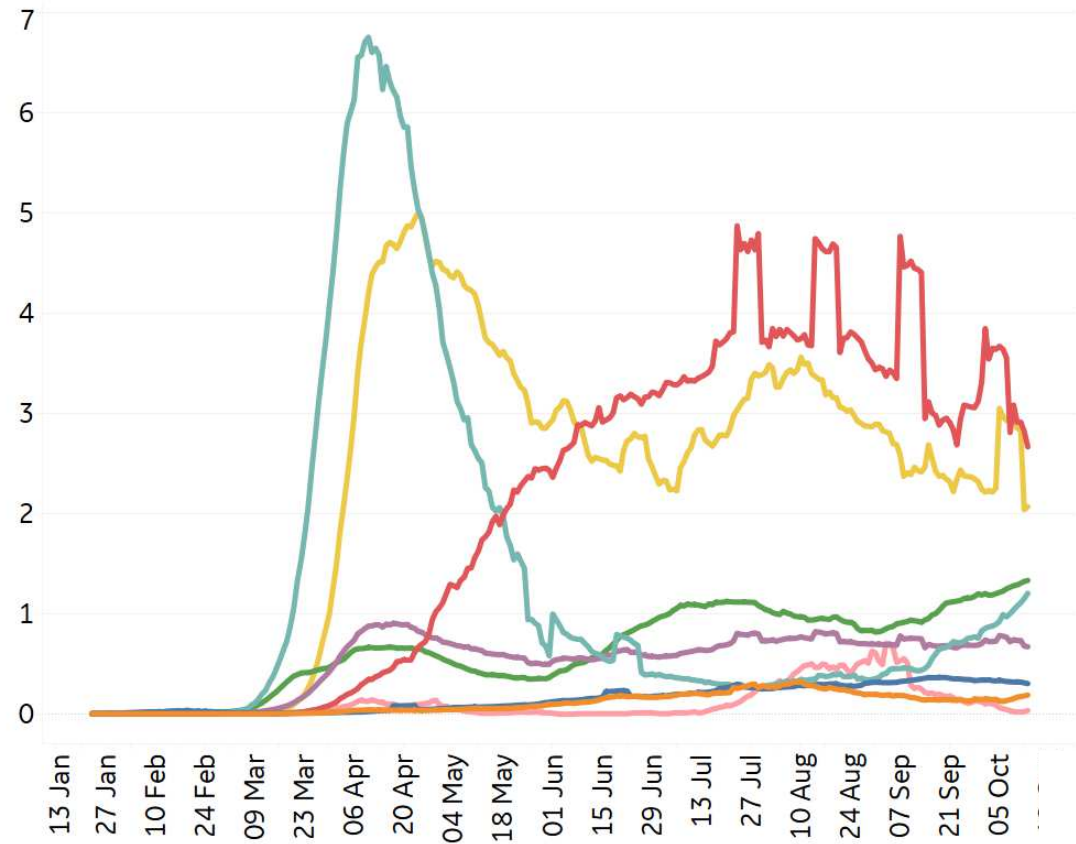
## New Confirmed Cases / 1M

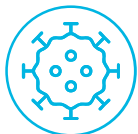
7-day rolling average



## New Deaths / 1M

7-day rolling average





# Top 50 Countries: Per 1M



## 1 - 25

	Average over last 7 days		Total Since 22 Jan			Change from 14d Ago in 14 day avg of daily new	
	New Confirmed	New Deaths	Total Confirmed	Total Recovered	Total Deaths	Confirmed	Deaths
Peru	104	3	25,900	22,689	1,014	-40%	-28%
Belgium	480	2	14,948	1,765	884	151%	242%
Bolivia	18	2	11,901	8,745	715	-33%	-13%
Brazil	97	2	24,057	21,295	710	-15%	-18%
Spain	216	2	19,166	3,216	710	2%	27%
Chile	82	2	25,333	23,880	701	-1%	-2%
Ecuador	50	4	8,398	7,263	693	-23%	164%
Mexico	34	2	6,401	5,456	655	41%	32%
US	154	2	23,736	9,440	652	12%	-3%
UK	221	1	9,394	N/A**	635	162%	131%
Sweden	64	0	9,966	N/A**	584	60%	-77%
Panama	155	2	28,112	22,550	582	5%	-17%
Colombia	152	3	18,161	15,854	553	5%	-9%
Argentina	293	9	20,290	16,423	544	13%	73%
France	268	1	12,229	1,612	505	33%	19%
Netherlands	368	1	11,356	287	390	112%	72%
North Macedo..	144	2	10,172	7,870	384	83%	-17%
Ireland	150	1	8,943	4,732	371	101%	69%
Moldova	196	4	15,686	11,181	371	36%	11%
Kosovo	35	1	8,858	7,806	352	-5%	0%
Armenia	216	2	19,427	15,631	348	103%	95%
EU	158	1	8,301	2,926	346	54%	49%
South Africa	27	2	11,711	10,548	304	4%	33%
Bos. and Herz.	107	2	9,502	7,247	289	20%	-12%
Romania	155	3	8,341	6,265	288	74%	34%

## 26 - 50

	Average over last 7 days		Total Since 22 Jan			Change from 14d Ago in 14 day avg of daily new	
	New Confirmed	New Deaths	Total Confirmed	Total Recovered	Total Deaths	Confirmed	Deaths
Honduras	60	1	8,567	3,309	255	17%	-13%
Iraq	79	2	10,177	8,558	248	-14%	-11%
Switzerland	153	0	7,612	5,754	243	154%	-17%
Israel	324	4	34,273	28,399	237	-18%	38%
Costa Rica	227	3	17,714	10,536	221	-5%	-1%
Portugal	123	1	8,740	5,300	207	49%	67%
Oman	128	2	20,995	18,321	206	9%	-14%
Dom. Rep.	48	0	10,971	8,752	201	0%	-20%
Bahrain	235	2	44,824	42,410	167	-33%	18%
Kyrgyzstan	45	1	7,644	6,853	167	120%	N/A
Kuwait	149	1	26,399	24,472	157	-1%	67%
Russia	86	1	9,037	7,040	156	69%	37%
Paraguay	111	3	7,178	4,672	155	3%	-8%
Saudi Arabia	12	1	9,769	9,374	146	-19%	-13%
Ukraine	121	2	6,356	2,767	120	45%	33%
Czechia	530	4	12,116	5,594	103	114%	194%
Belarus	52	1	8,945	8,233	96	69%	16%
Austria	119	1	6,365	4,991	96	36%	67%
Libya	135	1	6,547	3,639	95	11%	-26%
West Bank an..	87	1	9,893	8,501	86	-22%	10%
Qatar	72	0	44,569	43,516	76	-13%	0%
Lebanon	187	1	8,185	3,601	70	35%	8%
UAE	113	0	10,981	10,112	45	28%	113%
Singapore	1	0	9,894	9,870	5	-44%	N/A
Total World	43	1	4,922	3,416	140	10%	7%

\*Change from 14d ago:  
Compares 14d-avgs. of Daily New Cases/Deaths  
today with 14d-avgs. from 14d ago

Confirmed cases in **Czechia** increased 83% (+58,984 cases) since 30 Sept

Sorted by Total Deaths / 1M  
Top 50 countries selected by Cases / 1M  
Excluded countries with population < 1M

N/A\*\* due to inconsistent reporting of Recovered Cases



# Top 50 Countries: Raw Volume

Updated 14 Oct 2020, 3:30 GMT

4

1 - 25	Average over last 7 days		Total Since 22 Jan			Change from 14d Ago <sup>*</sup> in 14 day avg of daily new	
	New Confirmed	New Deaths	Total Confirmed	Total Recovered	Total Deaths	Confirmed	Deaths
US	51,038	714	7,856,605	3,124,593	215,887	12%	-3%
EU	70,344	505	3,695,900	1,302,859	153,866	54%	49%
Brazil	20,641	501	5,113,628	4,526,393	150,998	-15%	-18%
India	68,894	862	7,239,389	6,301,927	110,586	-16%	-15%
Mexico	4,390	296	825,340	703,457	84,420	41%	32%
UK	14,990	82	637,708	N/A**	43,108	162%	131%
Italy	5,029	31	365,467	242,028	36,246	128%	53%
Peru	3,425	84	853,974	748,097	33,419	-40%	-28%
Spain	10,097	103	896,086	150,376	33,204	2%	27%
France	17,503	86	798,257	105,203	32,982	33%	19%
Iran	4,081	236	508,389	411,840	29,070	18%	22%
Colombia	7,756	161	924,098	806,703	28,141	5%	-9%
Argentina	13,224	392	917,035	742,235	24,572	13%	73%
Russia	12,501	182	1,318,783	1,027,348	22,834	69%	37%
South Africa	1,614	132	694,537	625,574	18,028	4%	33%
Chile	1,568	47	484,280	456,499	13,396	-1%	-2%
Ecuador	874	76	148,171	128,134	12,235	-23%	164%
Indonesia	4,207	93	340,622	263,296	12,027	0%	-13%
Belgium	5,564	22	173,240	20,452	10,244	151%	242%
Iraq	3,177	63	409,358	344,208	9,970	-14%	-11%
Canada	2,248	18	189,489	160,223	9,707	69%	263%
Germany	4,312	17	337,314	280,533	9,682	84%	72%
Turkey	1,603	58	338,779	296,972	8,957	-5%	-12%
Bolivia	208	28	138,922	102,083	8,351	-33%	-13%
Netherlands	6,311	22	194,591	4,915	6,689	112%	72%

26 - 50	Average over last 7 days		Total Since 22 Jan			Change from 14d Ago <sup>*</sup> in 14 day avg of daily new	
	New Confirmed	New Deaths	Total Confirmed	Total Recovered	Total Deaths	Confirmed	Deaths
Pakistan	587	9	320,463	305,080	6,601	-11%	42%
Philippines	2,554	72	344,713	293,383	6,372	-11%	18%
Egypt	126	10	104,787	97,841	6,071	-2%	-33%
Sweden	644	2	100,654	N/A**	5,899	60%	-77%
Bangladesh	1,378	25	381,275	295,873	5,577	-8%	-14%
Romania	2,978	59	160,461	120,515	5,535	74%	34%
Ukraine	5,310	90	277,982	120,999	5,254	45%	33%
Saudi Arabia	407	23	340,089	326,339	5,087	-19%	-13%
China	27	0	90,858	85,707	4,739	13%	-100%
Guatemala	501	14	98,380	87,744	3,410	-11%	-32%
Poland	4,423	55	135,278	82,004	3,101	206%	141%
Morocco	2,814	39	156,946	131,462	2,685	16%	6%
Panama	671	10	121,296	97,297	2,511	5%	-17%
Dom. Rep.	520	5	119,008	94,941	2,183	0%	-20%
Israel	2,804	37	296,652	245,811	2,055	-18%	38%
Kazakhstan	89	3	108,984	104,346	1,768	16%	-20%
Japan	516	4	90,153	82,063	1,635	8%	-36%
Costa Rica	1,157	17	90,238	53,670	1,124	-5%	-1%
Czechia	5,675	45	129,747	59,901	1,106	114%	194%
Oman	652	9	107,213	93,557	1,053	9%	-14%
Kuwait	638	6	112,737	104,508	672	-1%	67%
Nepal	3,506	14	115,358	78,780	663	101%	43%
UAE	1,116	2	108,608	100,007	448	28%	113%
Qatar	209	1	128,405	125,373	220	-13%	0%
Total World	331,833	5,181	38,129,806	26,466,156	1,086,141	10%	7%

<sup>\*</sup>Change from 14d ago:  
Compares 14d-avgs. of Daily New Cases/Deaths  
today with 14d-avgs. from 14d ago

**Globally**, over 1M confirmed cases (1,253,558) have been reported in the last 4 days

Sorted by Raw Total Deaths  
Top 50 countries selected by Total Cases  
Excluded countries with population < 1M

N/A\*\* due to inconsistent reporting of Recovered Cases



# United States: Per 1M



## 1 - 25

	Average over last 7 days		Total Since 22 Jan			Change from 14d Ago* in 14 day avg of daily new	
	New Confirmed	New Deaths	Total Confirmed	Total Recovered	Total Deaths	Confirmed	Deaths
New Jersey	92	1	24,215	3,998	1,822	47%	-12%
New York	72	1	24,505	3,997	1,712	60%	53%
Massachusetts	92	2	20,372	16,883	1,397	43%	5%
Connecticut	98	0	17,305	2,671	1,271	90%	40%
Louisiana	115	3	37,171	33,960	1,222	-2%	-11%
Rhode Island	184	2	25,449	2,325	1,075	84%	-26%
Mississippi	205	4	35,597	31,640	1,047	17%	-29%
DC	84	1	22,767	17,829	903	25%	10%
Arizona	94	1	31,150	5,139	792	-5%	-53%
Michigan	129	1	15,306	10,441	726	35%	31%
Illinois	226	2	25,866	N/A	732	26%	24%
Florida	124	5	34,396	N/A	723	-4%	2%
Georgia	116	3	31,392	N/A	702	-12%	-23%
S. Carolina	164	3	30,859	15,365	695	-21%	-17%
Delaware	136	2	22,997	11,900	677	34%	41%
Maryland	98	1	21,891	1,281	664	14%	-32%
Pennsylvania	105	2	14,033	10,914	653	36%	8%
Texas	139	3	28,515	24,429	589	-20%	-10%
Indiana	237	2	20,514	15,407	568	61%	38%
Nevada	182	2	28,192	742	543	30%	-27%
Alabama	196	2	34,099	14,529	544	2%	14%
Arkansas	289	7	31,204	28,101	534	1%	31%
Iowa	345	4	32,146	24,765	473	5%	40%
New Mexico	188	2	16,078	8,962	438	104%	-4%
North Dakota	727	14	37,063	30,559	468	28%	76%

## 26 - 51

	Average over last 7 days		Total Since 22 Jan			Change from 14d Ago* in 14 day avg of daily new	
	New Confirmed	New Deaths	Total Confirmed	Total Recovered	Total Deaths	Confirmed	Deaths
California	84	1	21,799	N/A	421	-4%	-27%
Virginia	126	1	18,798	2,186	395	10%	-47%
Tennessee	281	4	32,043	28,838	410	25%	29%
Minnesota	224	2	20,316	18,197	391	23%	42%
Missouri	234	5	23,847	N/A	395	0%	15%
Colorado	146	2	13,903	1,193	374	27%	114%
N. Carolina	180	2	22,357	19,686	364	14%	-16%
New Hampshire	58	1	6,824	5,910	335	117%	N/A
South Dakota	721	6	33,164	26,007	326	47%	67%
Washington	77	1	12,446	N/A	290	18%	-20%
Idaho	333	2	27,557	13,723	287	39%	17%
Kentucky	240	2	18,285	3,130	284	40%	3%
Oklahoma	294	2	25,649	21,861	283	2%	-5%
Nebraska	353	1	27,679	18,990	272	40%	17%
Kansas	223	5	22,950	790	274	2%	57%
Wisconsin	468	3	26,702	21,159	259	24%	160%
West Virginia	129	2	10,355	7,522	218	6%	-40%
Montana	570	3	18,349	10,872	203	98%	8%
Utah	373	2	27,392	20,145	163	19%	210%
Oregon	83	1	8,957	1,392	143	24%	39%
Hawaii	64	1	9,588	7,614	122	-11%	15%
Maine	23	0	4,300	3,724	106	6%	-50%
Vermont	15	0	3,022	2,681	93	191%	N/A
Wyoming	295	1	13,760	10,680	98	55%	-12%
Alaska	249	0	13,708	8,077	82	72%	-67%
Ohio	126	1	14,683	12,396	429	39%	-16%

\*Change from 14d ago:  
Compares 14d-avgs. of Daily New Cases/Deaths  
today with 14d-avgs. from 14d ago

Over the last 7 days, confirmed cases increased more than 10% in **8 states**:  
Kentucky, Utah, Wisconsin, Alaska, North Dakota, Wyoming, South Dakota and Montana

Sorted by Total Deaths / 1M

N/As due to states revising and updating case counts



# United States: Raw Volume

Updated 14 Oct 2020, 3:30 GMT 6

## 1 - 25

	Average over last 7 days		Total Since 22 Jan			Change from 14d Ago* in 14 day avg of daily new	
	New Confirmed	New Deaths	Total Confirmed	Total Recovered	Total Deaths	Confirmed	Deaths
New York	1,400	12	476,708	77,755	33,306	60%	53%
Texas	4,035	79	826,816	708,349	17,078	-20%	-10%
California	3,301	57	861,310	N/A	16,644	-4%	-27%
New Jersey	820	5	215,085	35,509	16,182	47%	-12%
Florida	2,661	109	738,749	N/A	15,531	-4%	2%
Massachusetts	636	13	140,412	116,364	9,630	43%	5%
Illinois	2,867	27	327,771	N/A	9,273	26%	24%
Pennsylvania	1,347	20	179,651	139,716	8,361	36%	8%
Georgia	1,236	32	333,304	N/A	7,454	-12%	-23%
Michigan	1,284	13	152,862	104,271	7,255	35%	31%
Arizona	686	8	226,734	37,403	5,767	-5%	-53%
Louisiana	537	12	172,801	157,873	5,679	-2%	-11%
Ohio	1,475	10	171,626	144,903	5,017	39%	-16%
Connecticut	351	2	61,697	9,522	4,533	90%	40%
Maryland	591	6	132,343	7,744	4,012	14%	-32%
Indiana	1,594	16	138,104	103,722	3,822	61%	38%
N. Carolina	1,889	21	234,481	206,471	3,816	14%	-16%
S. Carolina	845	15	158,883	79,110	3,576	-21%	-17%
Virginia	1,072	12	160,447	18,657	3,369	10%	-47%
Mississippi	609	13	105,941	94,165	3,115	17%	-29%
Tennessee	1,922	25	218,829	196,940	2,797	25%	29%
Alabama	959	12	167,193	71,240	2,665	2%	14%
Missouri	1,433	31	146,359	N/A	2,424	0%	15%
Washington	587	7	94,775	N/A	2,211	18%	-20%
Minnesota	1,262	9	114,574	102,624	2,204	23%	42%

## 26 - 51

	Average over last 7 days		Total Since 22 Jan			Change from 14d Ago* in 14 day avg of daily new	
	New Confirmed	New Deaths	Total Confirmed	Total Recovered	Total Deaths	Confirmed	Deaths
Colorado	842	10	80,061	6,869	2,153	27%	114%
Nevada	560	6	86,835	2,284	1,674	30%	-27%
Arkansas	871	20	94,167	84,804	1,611	1%	31%
Iowa	1,088	11	101,422	78,136	1,491	5%	40%
Wisconsin	2,727	16	155,471	123,196	1,508	24%	160%
Kentucky	1,071	7	81,691	13,986	1,269	40%	3%
Rhode Island	195	2	26,960	2,463	1,139	84%	-26%
Oklahoma	1,164	8	101,493	86,502	1,119	2%	-5%
New Mexico	395	3	33,713	18,791	918	104%	-4%
Kansas	649	14	66,860	2,301	799	2%	57%
Delaware	133	2	22,394	11,588	659	34%	41%
DC	59	1	16,068	12,583	637	25%	10%
Oregon	349	3	37,780	5,870	605	24%	39%
Nebraska	684	3	53,543	36,734	527	40%	17%
Utah	1,197	5	87,819	64,583	522	19%	210%
Idaho	595	3	49,247	24,523	512	39%	17%
New Hampshire	78	1	9,279	8,036	456	117%	N/A
West Virginia	231	3	18,557	13,481	390	6%	-40%
North Dakota	554	11	28,244	23,288	357	28%	76%
South Dakota	638	6	29,339	23,007	288	47%	67%
Montana	609	4	19,611	11,620	217	98%	8%
Hawaii	91	2	13,575	10,781	173	-11%	15%
Maine	31	0	5,780	5,006	143	6%	-50%
Vermont	9	0	1,886	1,673	58	191%	N/A
Alaska	182	0	10,028	5,909	60	72%	-67%
Wyoming	171	1	7,964	6,181	57	55%	-12%

\*Change from 14d ago:  
Compares 14d-avgs. of Daily New Cases/Deaths  
today with 14d-avgs. from 14d ago

**Texas** has reported 50,080 confirmed cases since 1 Oct, the most of any state

Sorted by Raw Total Deaths

N/As due to states revising and updating case counts



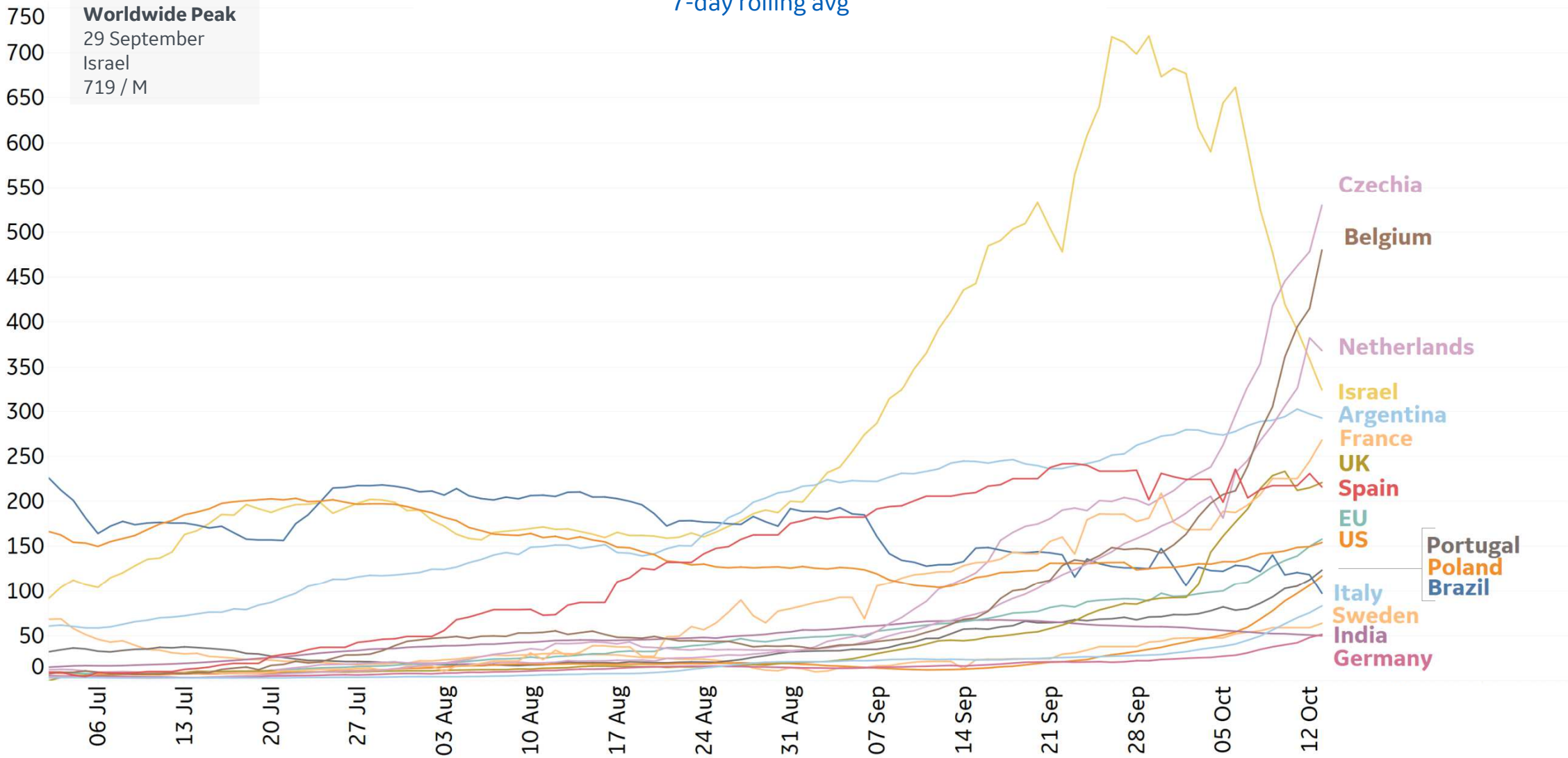
# New Confirmed Cases in Select Countries

Updated 14 Oct 2020, 3:30 GMT

7

## Daily New Confirmed Cases / 1M

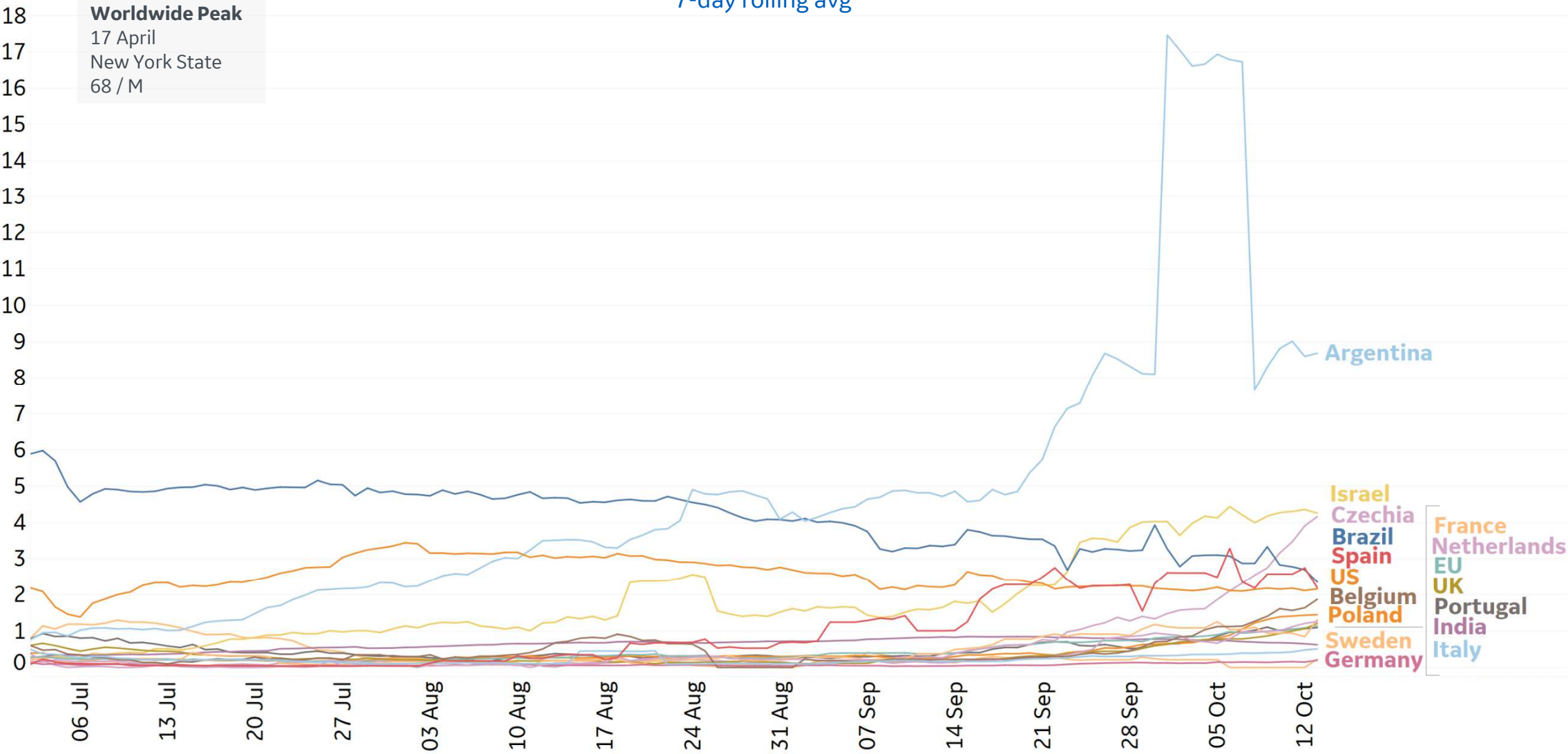
7-day rolling avg





# New Deaths in Select Countries

Daily New Deaths / 1M  
7-day rolling avg

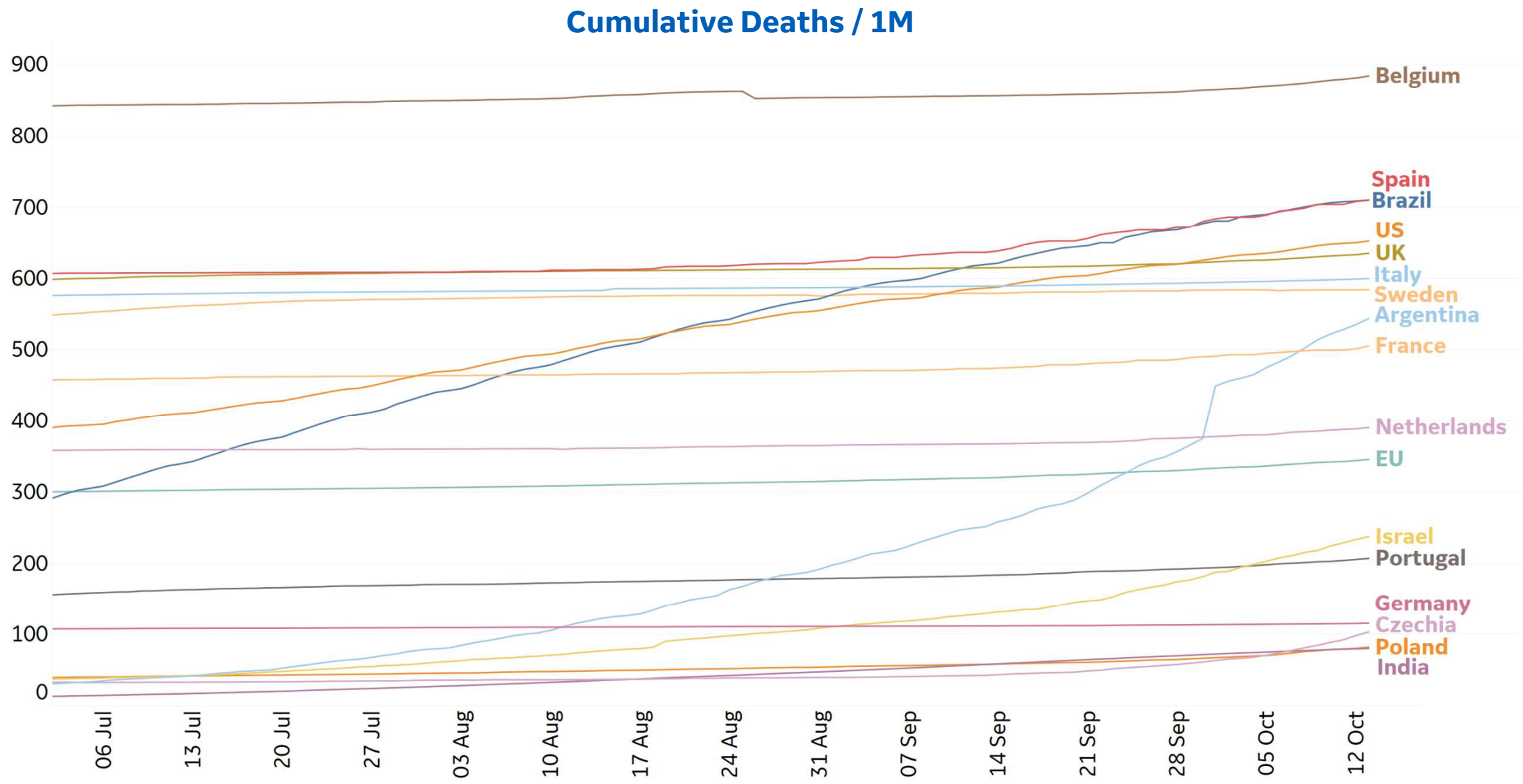


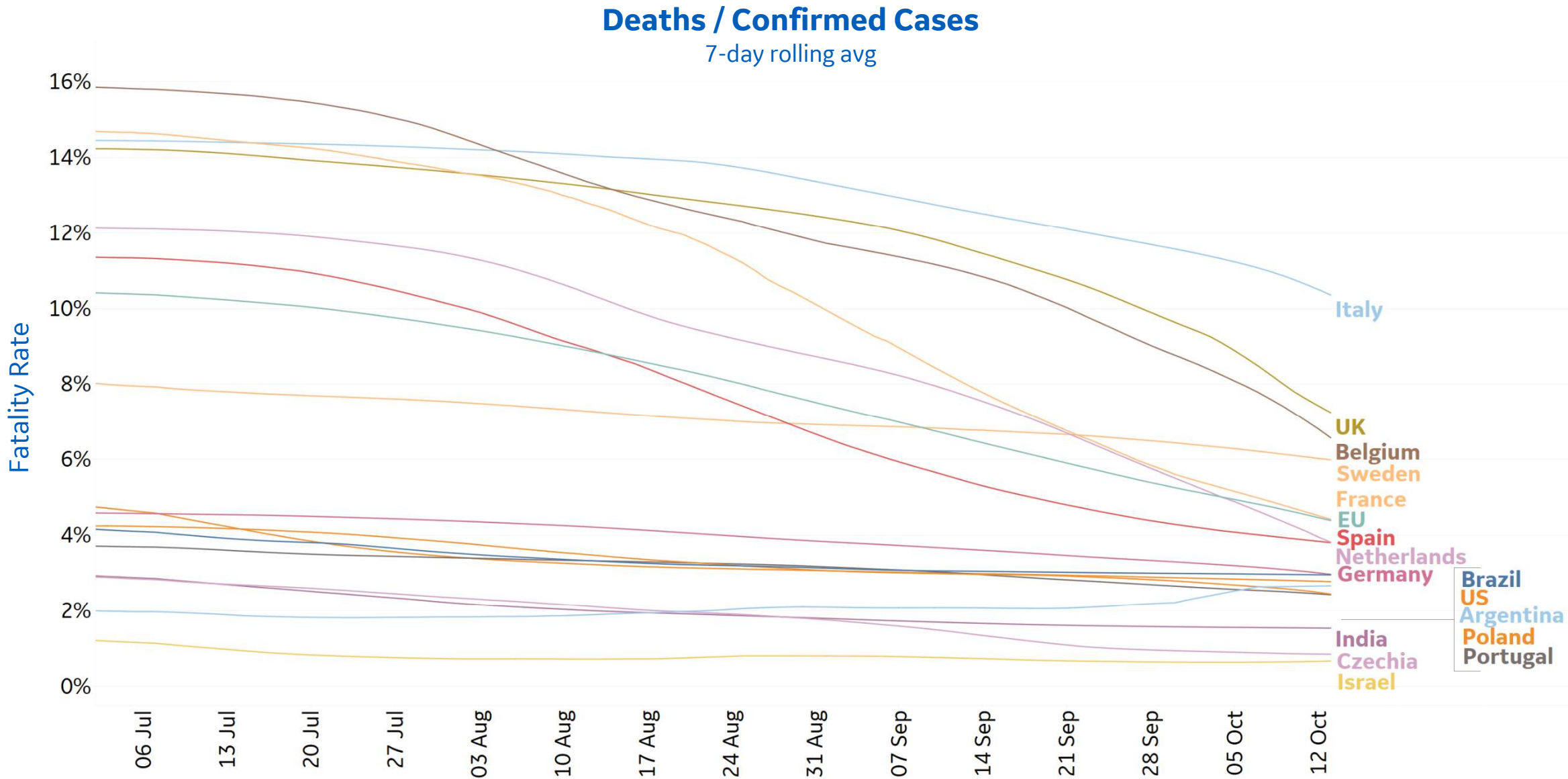
\*Large jump in Argentina's daily new deaths due to batched reporting of previously unreported fatalities on 1 Oct



# Cumulative Deaths in Select Countries

Updated 14 Oct 2020, 3:30 GMT 9



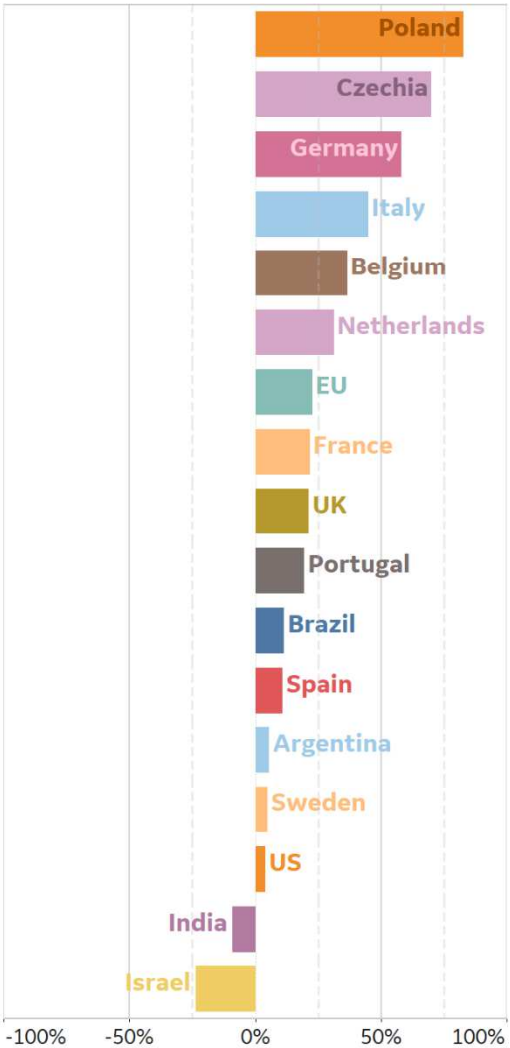




# % Change in Case Volume in Select Countries

Over Previous 7 days

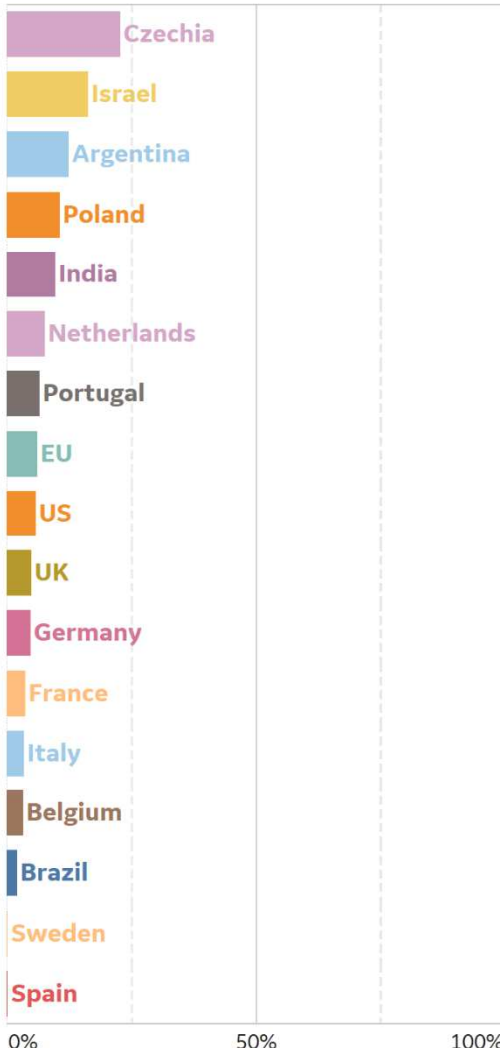
Active Cases



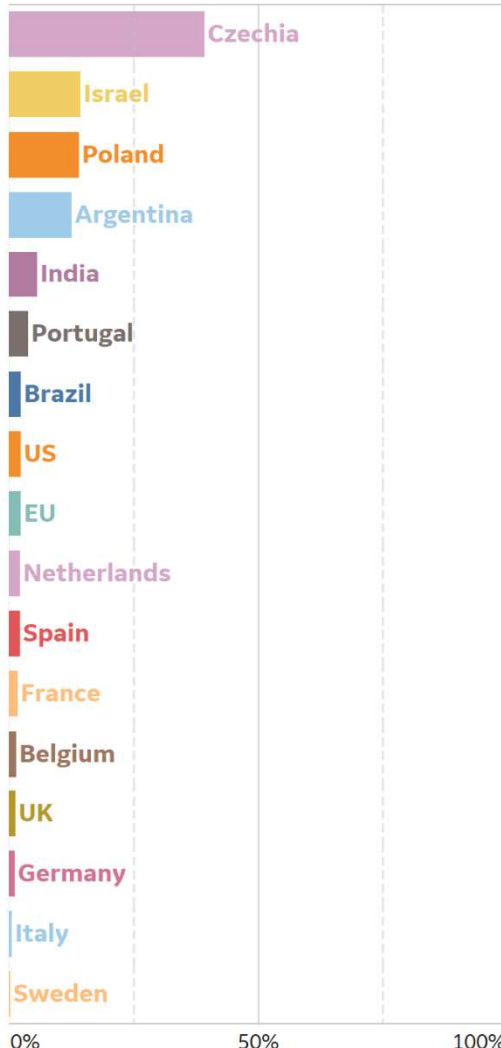
Confirmed Cases

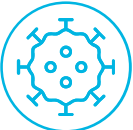


Reported Recoveries



Reported Deaths

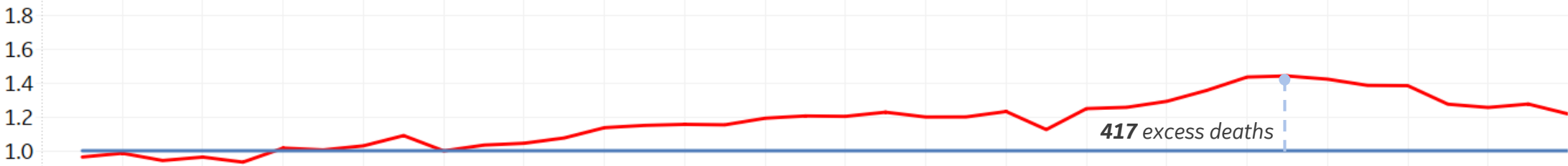




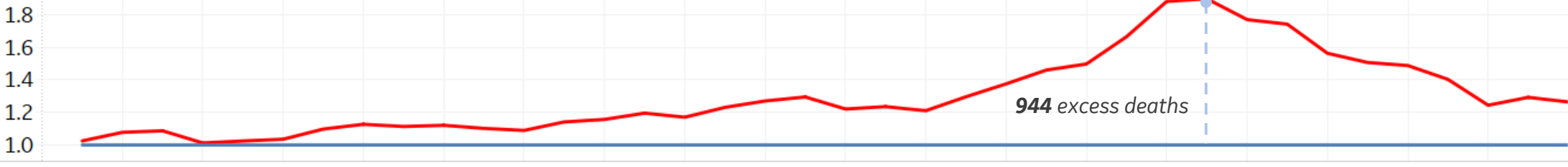
# Feature: US Excess Deaths, Select States

## 2020 Deaths above 2015-2019 Average

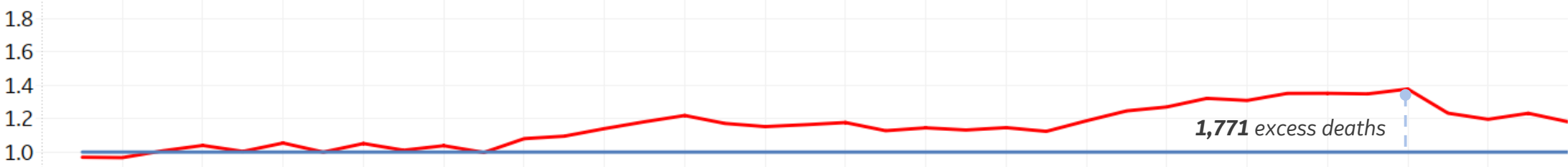
**Alabama**  
Peak: 1.4x  
@ Week 31



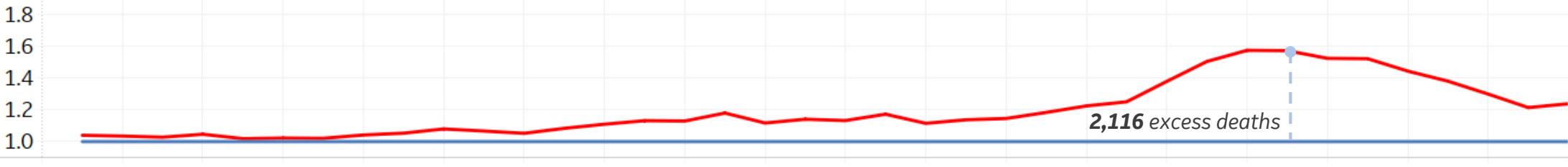
**Arizona**  
Peak: 1.9x  
@ Week 29



**California**  
Peak: 1.4x  
@ Week 34



**Florida**  
Peak: 1.6x  
@ Week 31



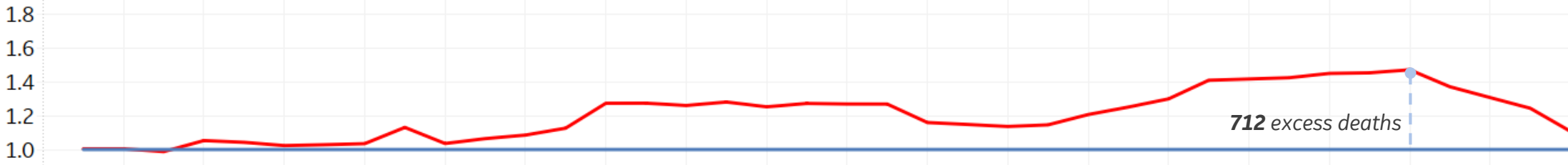


# Feature: US Excess Deaths, Select States

## 2020 Deaths above 2015-2019 Average

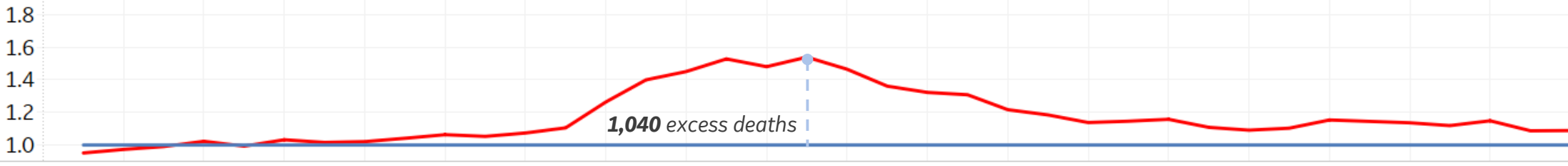
### Georgia

Peak: 1.5x  
@ Week 34



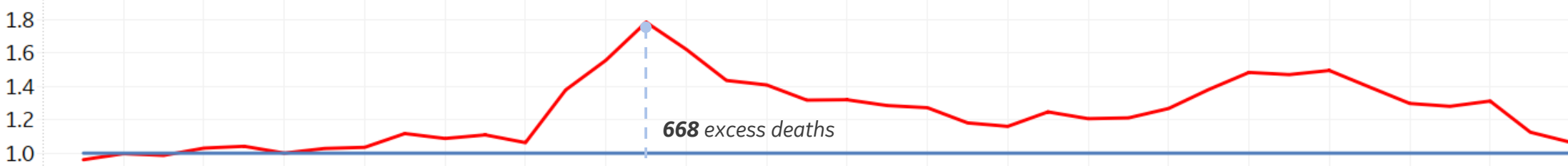
### Illinois

Peak: 1.5x  
@ Week 19



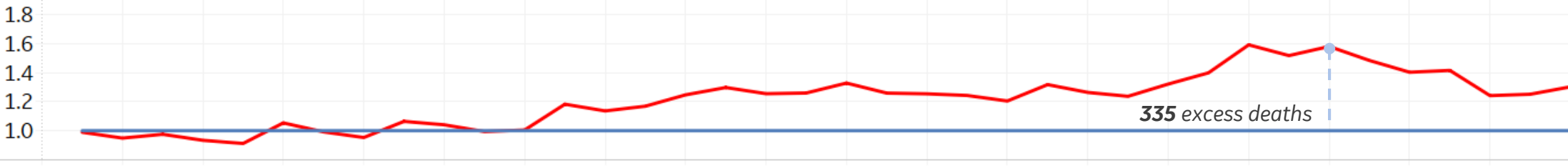
### Louisiana

Peak: 1.8x  
@ Week 15



### Mississippi

Peak: 1.6x  
@ Week 32

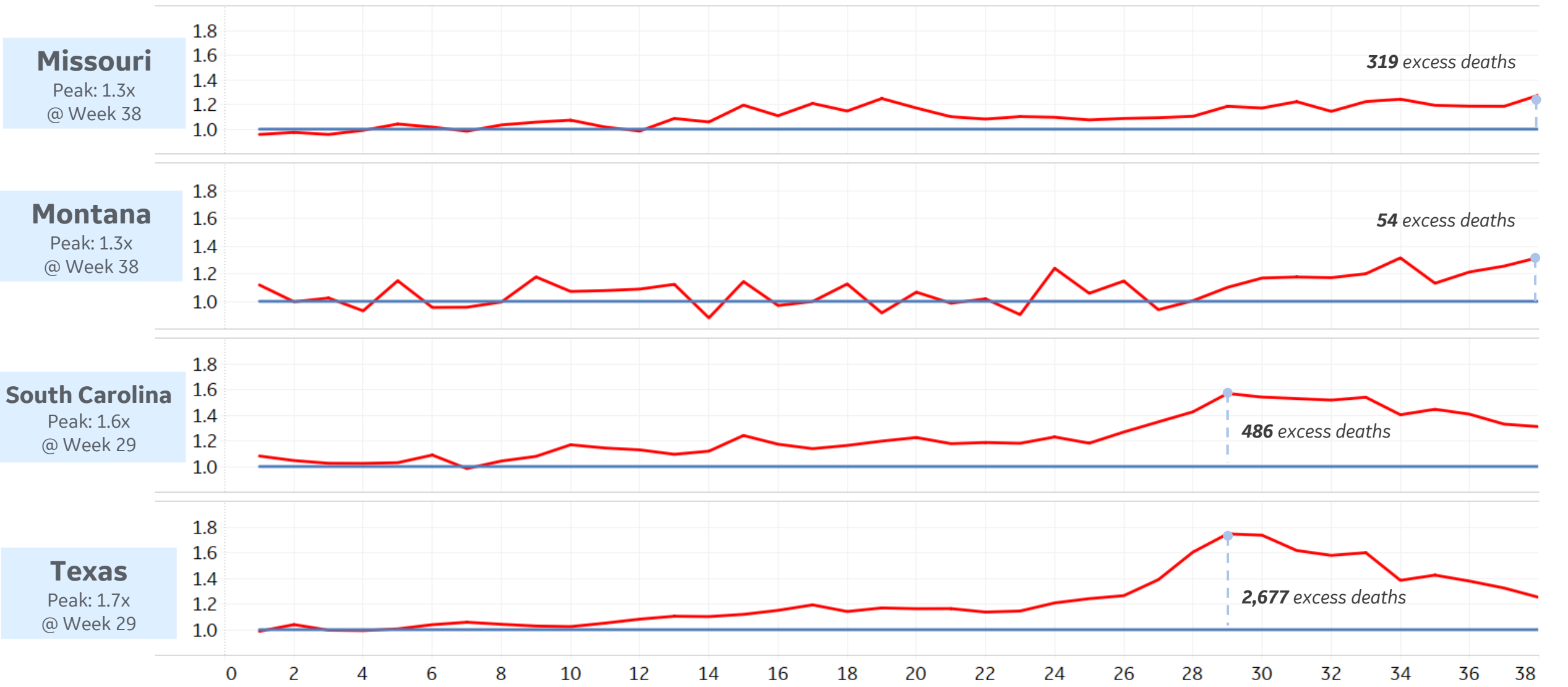


0 2 4 6 8 10 12 14 16 18 20 22 24 26 28 30 32 34 36 38



# Feature: US Excess Deaths, Select States

## 2020 Deaths above 2015-2019 Average





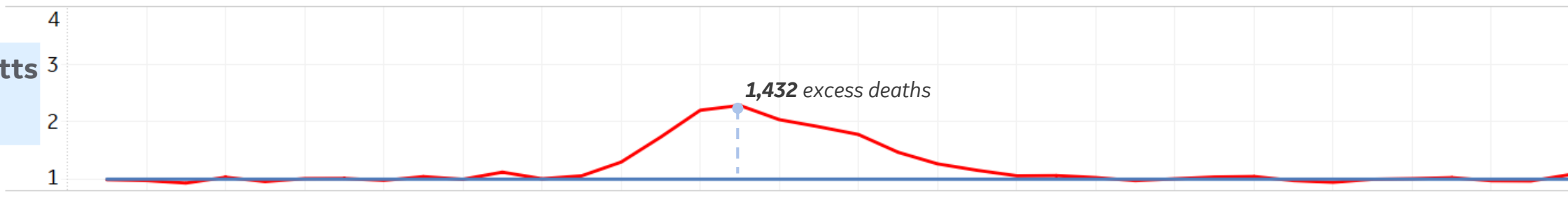
# Feature: US Excess Deaths, Select States

## 2020 Deaths above 2015-2019 Average

\*note different scale from other pages

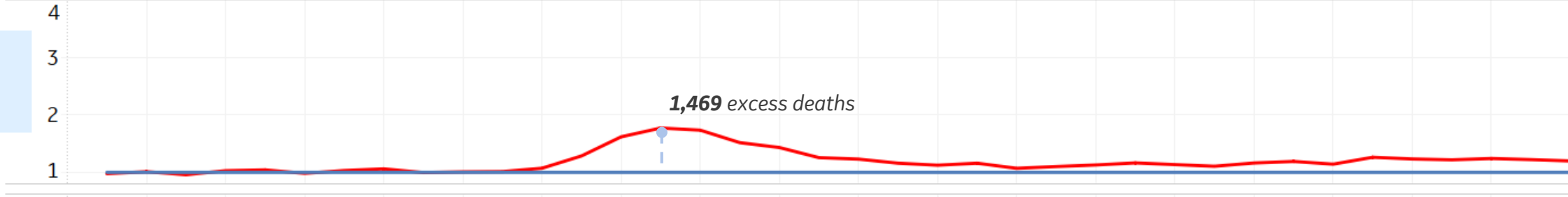
### Massachusetts

Peak: 2.3x  
@ Week 17



### Michigan

Peak: 1.8x  
@ Week 15



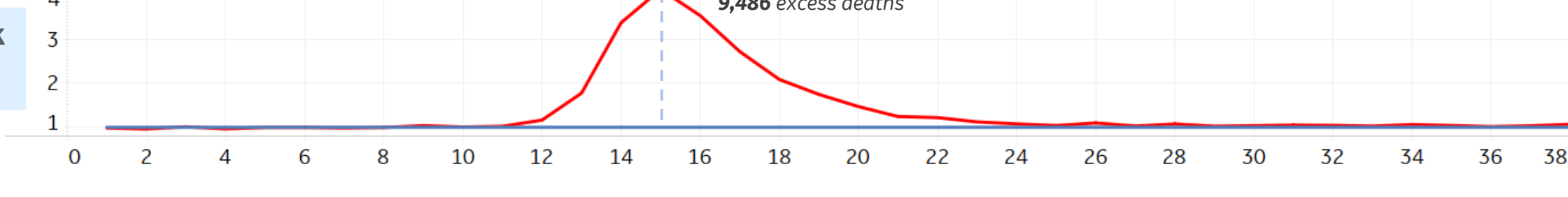
### New Jersey

Peak: 3.4x  
@ Week 16



### New York

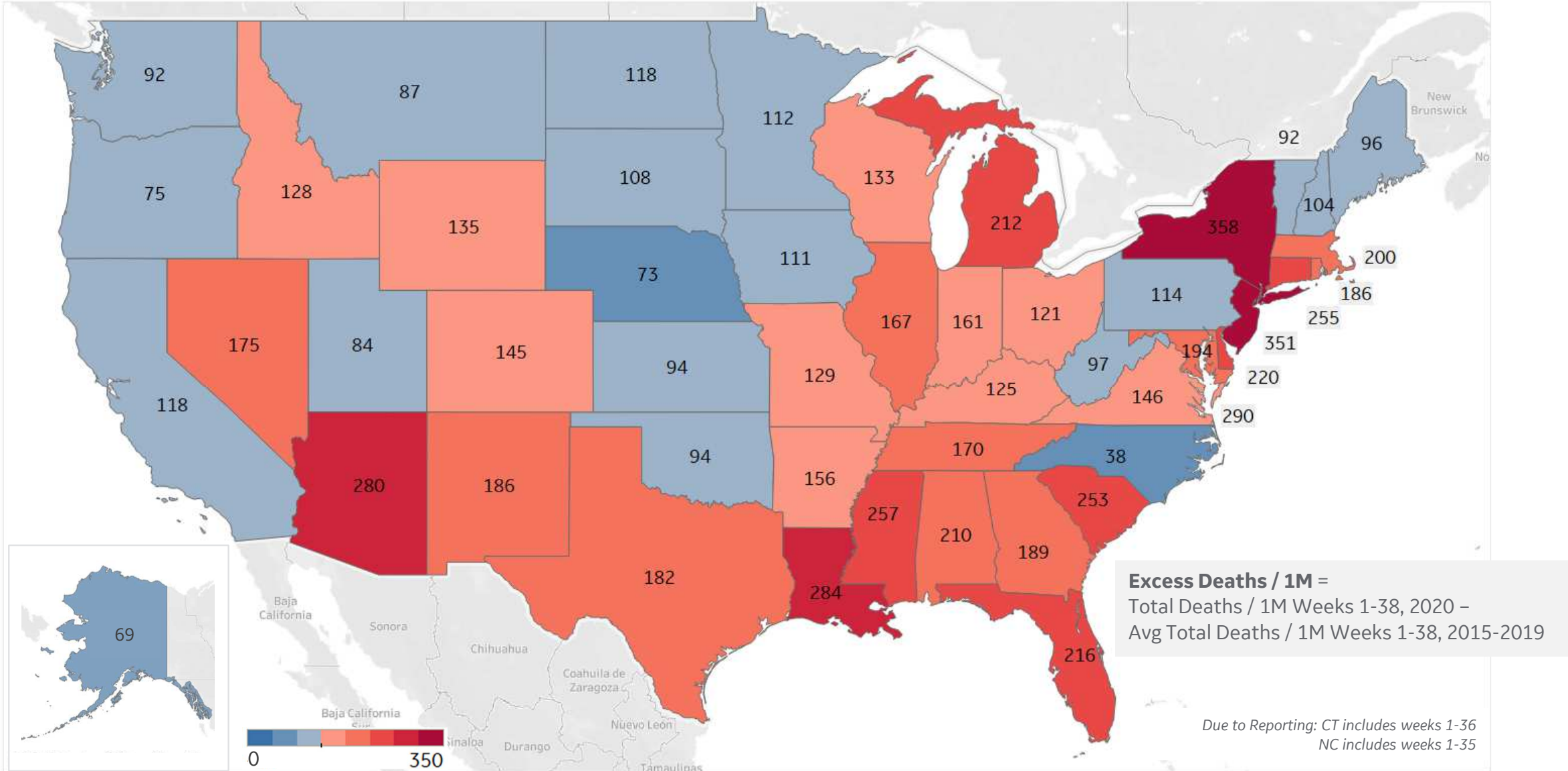
Peak: 4.1x  
@ Week 15





# Feature: Total Excess Deaths by State

## Excess Deaths / 1M, Weeks 1-38 compared to 2015-2019 Average





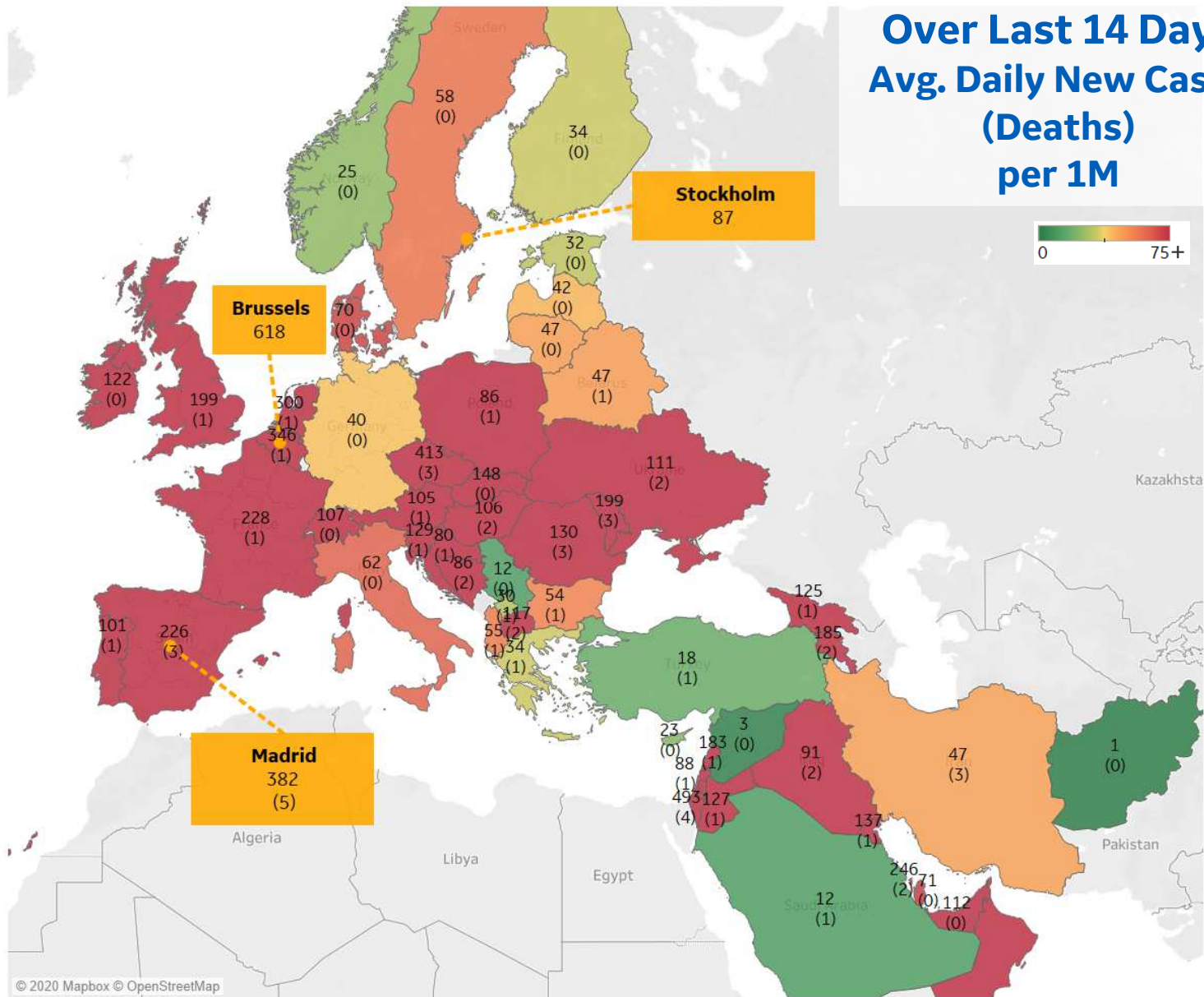
## Per 1M in Region

	Today	Change
Active Cases	3,534	+3%
Confirmed	133 new	+2%
Deaths	2 new	+0.6%
Recovered	39 new	+1%

## Most Daily New Cases / 1M

Israel	493
Czechia	413
Belgium	346
Netherlands	300
Bahrain	246
France	228
Spain	226
Moldova	199
UK	199
Armenia	185

\* Excludes regions with population < 1M



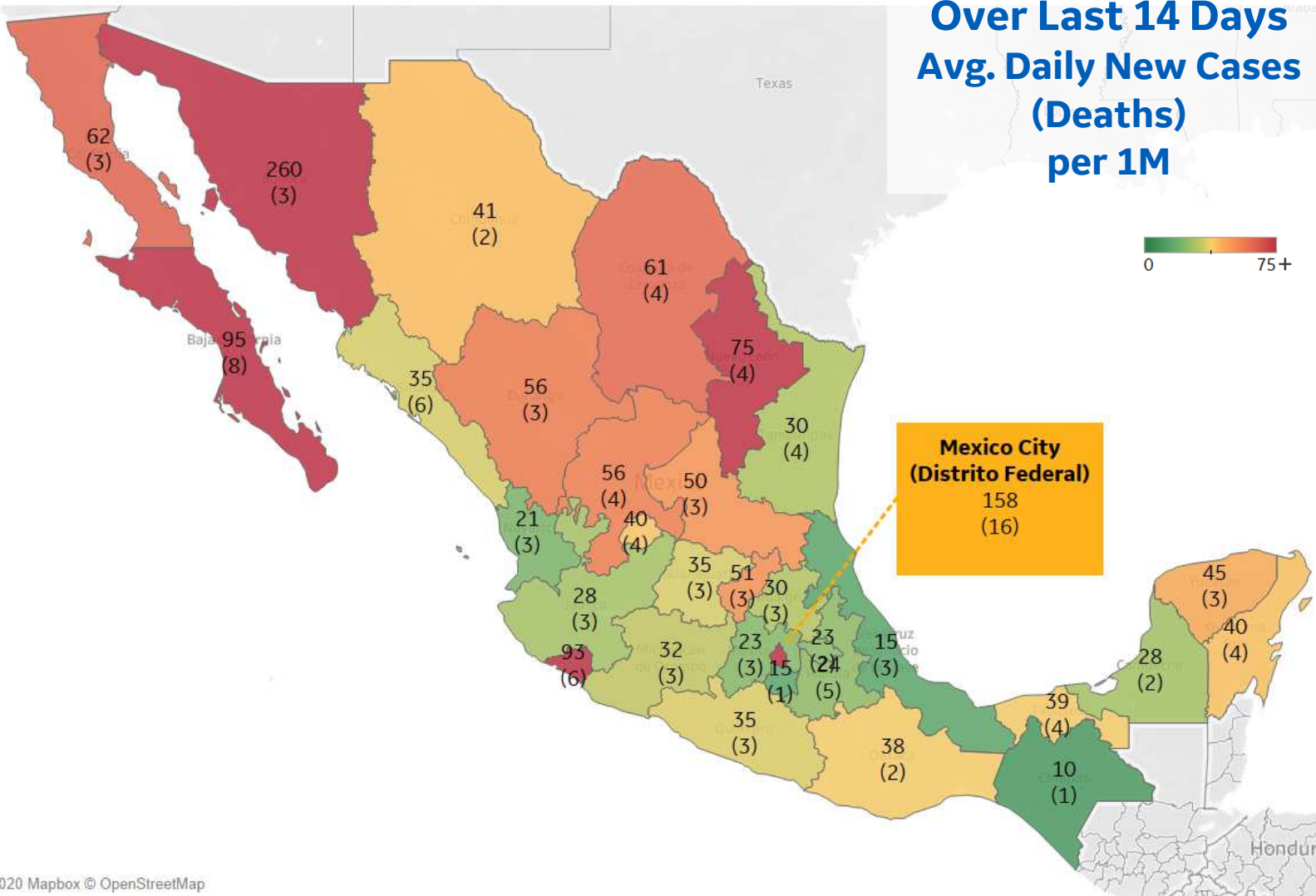


## Per 1M in Region

	Today	Change
Active Cases	291	+3%
Confirmed	33 new	+0.5%
Deaths	4 new	+0.6%
Recovered	20 new	+0%

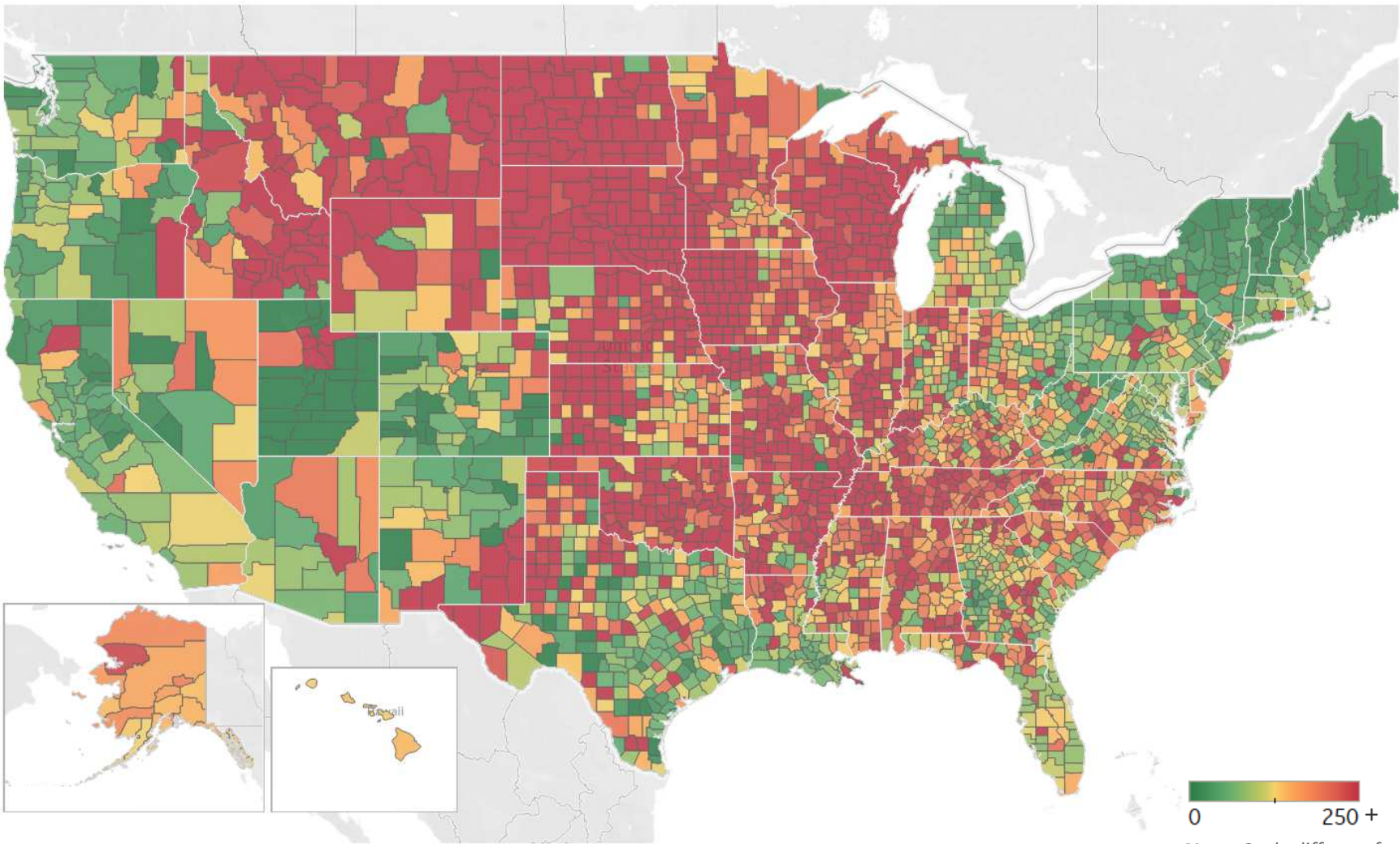
## Most Daily New Cases / 1M

Sonora	260
Distrito Federal	158
Baja California Sur	95
Colima	93
Nuevo León	75
Baja California	62
Coahuila	61
Durango	56
Zacatecas	56
Querétaro	51





## Over Last 14 Days...



0 250 +

**Note:** Scale different from other pages

### Top 10 by New Confirmed

Avg New Confirmed Cases / 1M

Brown County, WI	762
Fayette County, KY	666
Lubbock County, TX	552
Utah County, UT	514
Winnebago County, IL	504
El Paso County, TX	444
Salt Lake County, UT	399
St. Joseph County, IN	370
Waukesha County, WI	329
Rockland County, NY	326

### Top 10 by New Deaths

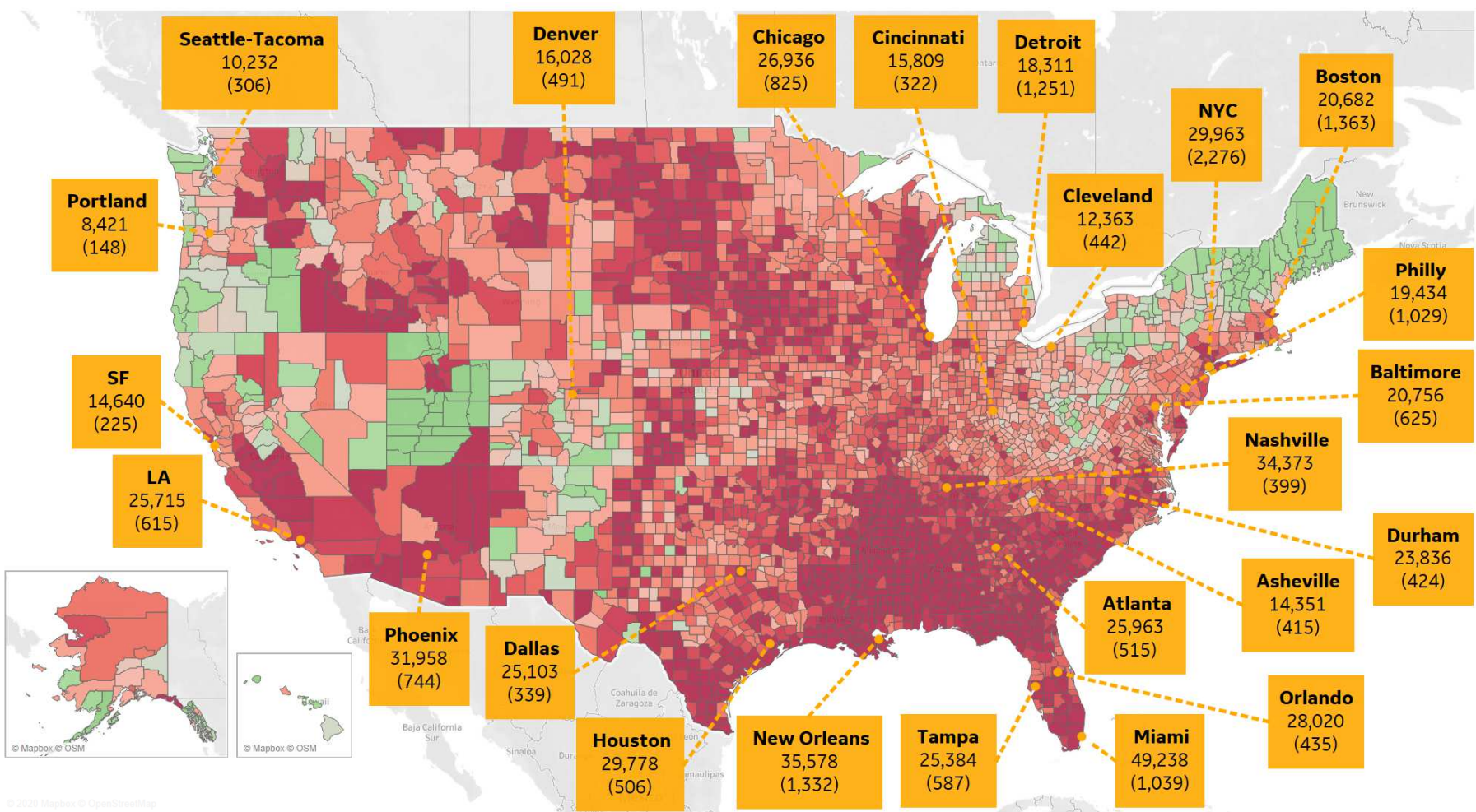
Avg New Deaths / 1M

Cameron County, TX	20
Hidalgo County, TX	15
Webb County, TX	10
Greene County, MO	9
St. Joseph County, IN	8
Duval County, FL	8
Escambia County, FL	8
Marion County, FL	7
Volusia County, FL	6
St. Lucie County, FL	6

**Note:** Includes counties  $\geq$  250K population



# US by County & Metro, Cumulative to Date



## Top 25 Counties

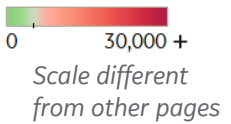
Cumulative Confirmed Cases / 1M

Miami-Dade County, FL	64,719
Nueces County, TX	57,509
Cameron County, TX	55,515
Webb County, TX	52,282
Rockland County, NY	51,656
Yakima County, WA	46,274
Lubbock County, TX	45,610
Brown County, WI	45,532
Jefferson Parish, LA	41,892
Davidson County, TN	41,244
Broward County, FL	40,768
Westchester County, NY	40,376
Escambia County, FL	39,891
Charleston County, SC	39,717
Passaic County, NJ	39,243
Richland County, SC	38,979
Hidalgo County, TX	38,694
Leon County, FL	38,681
Utah County, UT	37,131
Kern County, CA	36,681
Tulare County, CA	36,229
Nassau County, NY	35,447
Shelby County, TN	35,391
Polk County, IA	35,362
East Baton Rouge Parish, LA	35,250

Note: Includes counties ≥ 250K population

\* New York City counties aggregated into one reporting area

Cumulative  
Confirmed Cases  
(Deaths)  
per 1M





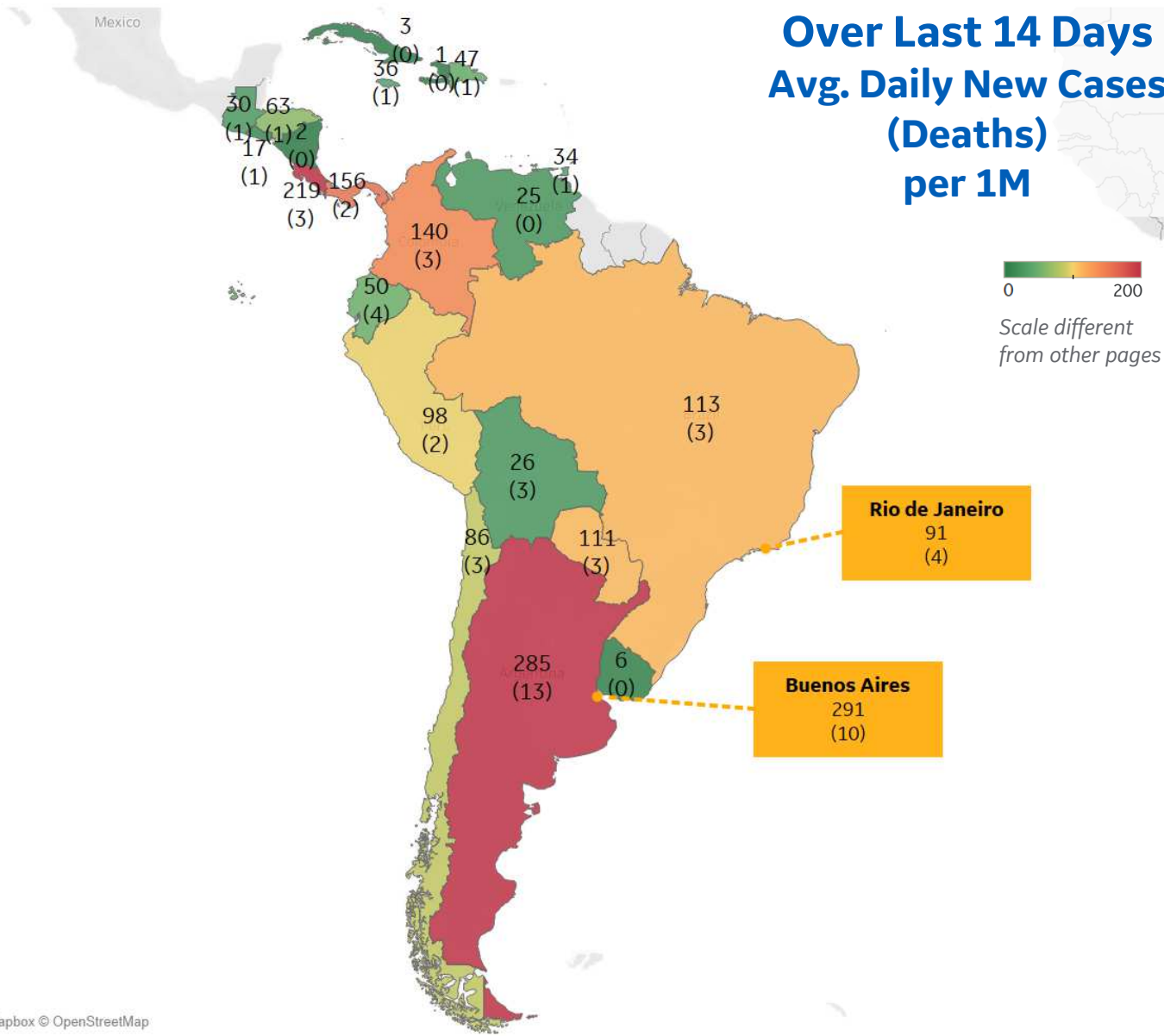
## Per 1M in Region

	Today	Change
Active Cases	1,875	+0.8%
Confirmed	74 new	+0.4%
Deaths	2 new	+0.4%
Recovered	56 new	+0.4%

## Most Daily New Cases / 1M

Argentina	285
Costa Rica	219
Panama	156
Colombia	140
Brazil	113
Paraguay	111
Peru	98
Chile	86
Honduras	63
Ecuador	50

\* Excludes regions with population < 1M





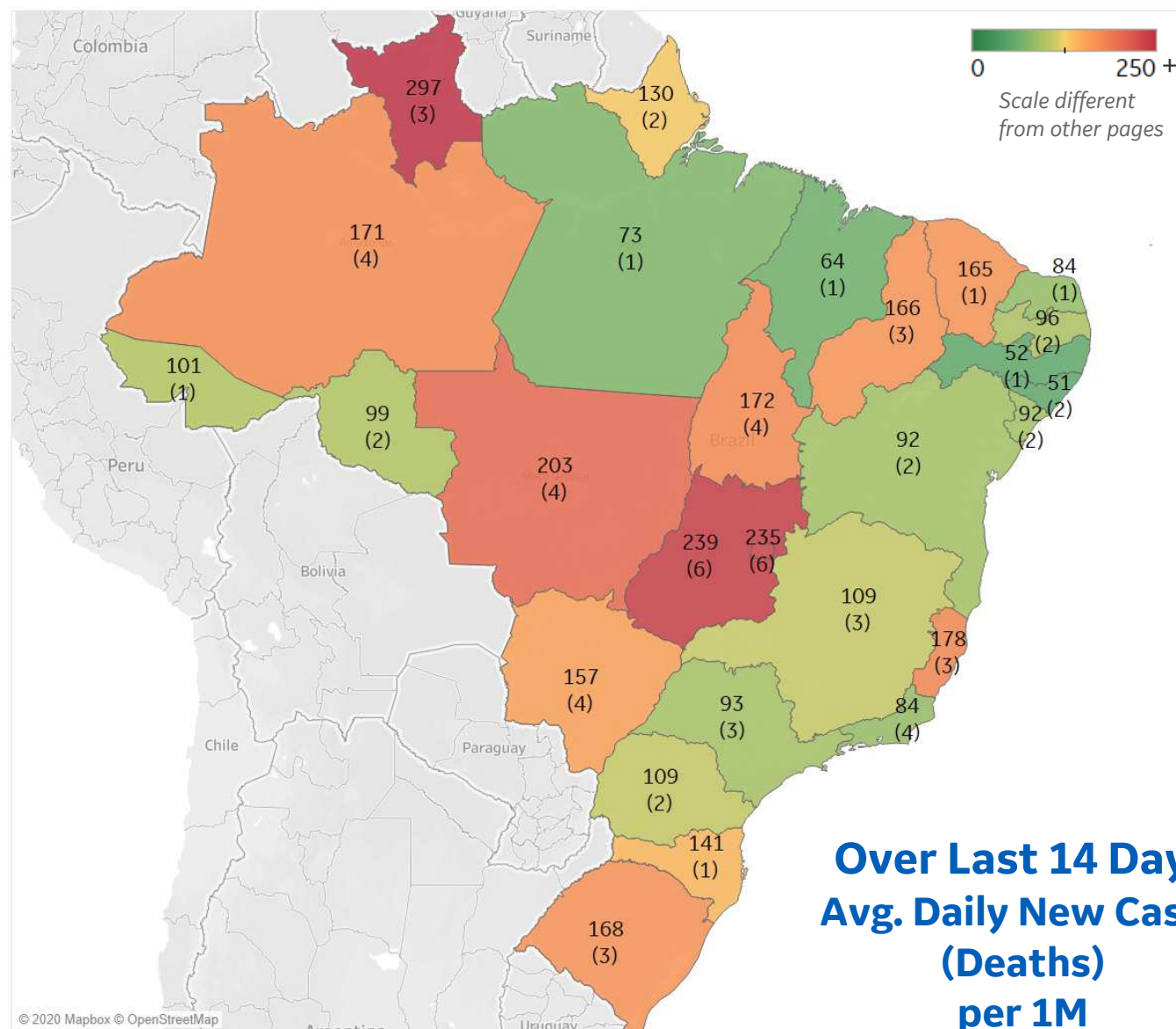
## Der 1M in Region

	Today	Change
Active Cases	2,052	+2%
Confirmed	48 new	+0.2%
Deaths	1 new	+0.2%
Recovered	0 new	+0%

### Most Daily New Cases / 1M

Goiás	239
Distrito Federal	235
MatoGrosso	203
Espírito Santo	178
Tocantins	172
Amazonas	171
Rio Grande do ..	168
Piauí	166
Ceará	165
MatoGrosso d..	157

\* Excludes regions with population < 1M





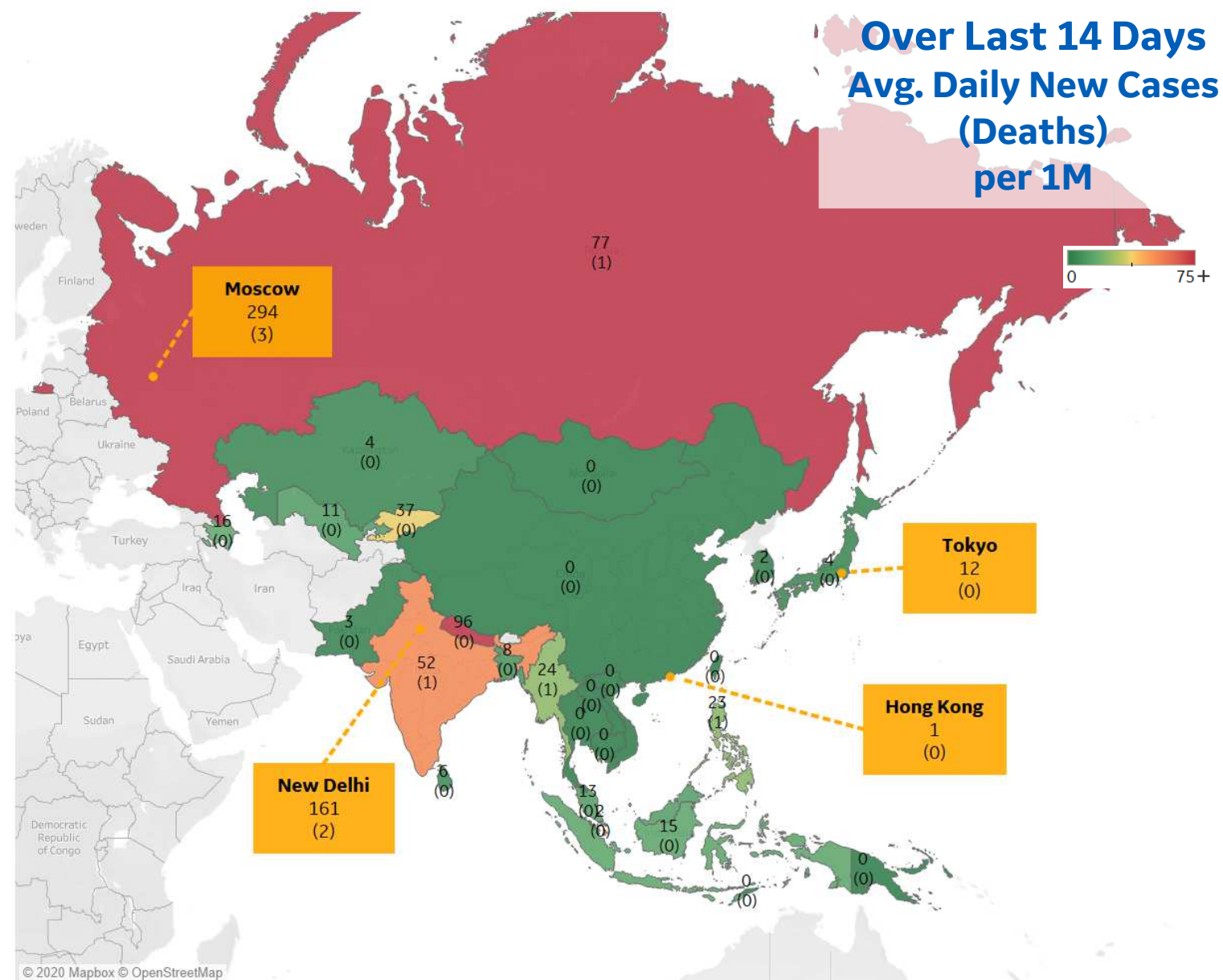
## Der 1M in Region

	Today	Change
Active Cases	316	+0%
Confirmed	21 new	+1%
Deaths	0.3 new	+0.7%
Recovered	22 new	+1%

### Most Daily New Cases / 1M

Nepal	96
Russia	77
India	52
Kyrgyzstan	37
Myanmar	24
Philippines	23
Azerbaijan	16
Indonesia	15
Malaysia	13
Uzbekistan	11

\* Excludes regions with population < 1M





## Per 1M in Region

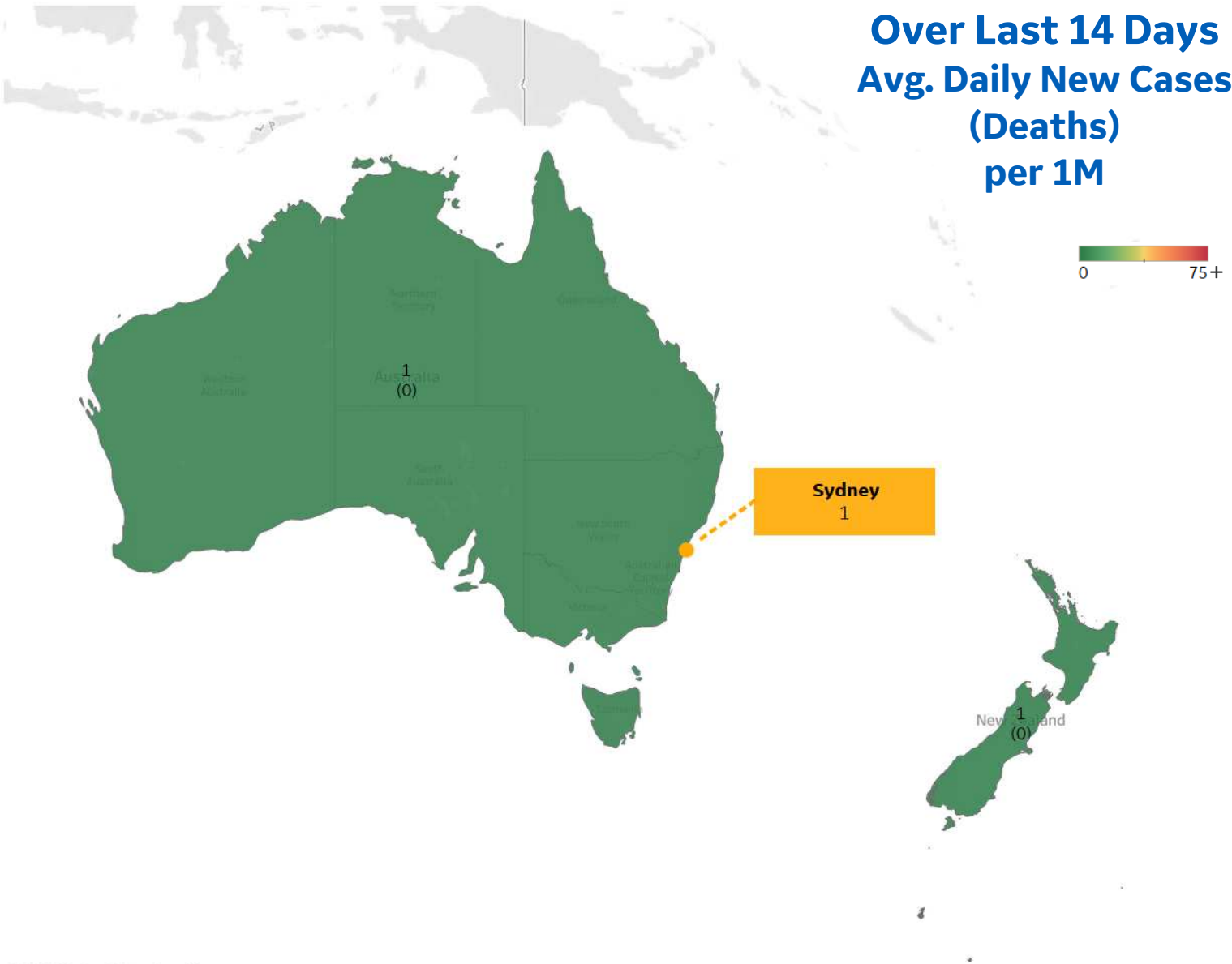
	Today	Change
Active Cases	46	+0.3%
Confirmed	1 new	+0.1%
Deaths	0 new	+1%
Recovered	0 new	+0.0%

## Most Daily New Cases / 1M

Australia	1
New Zealand	1

\* Excludes regions with population < 1M

## Over Last 14 Days Avg. Daily New Cases (Deaths) per 1M





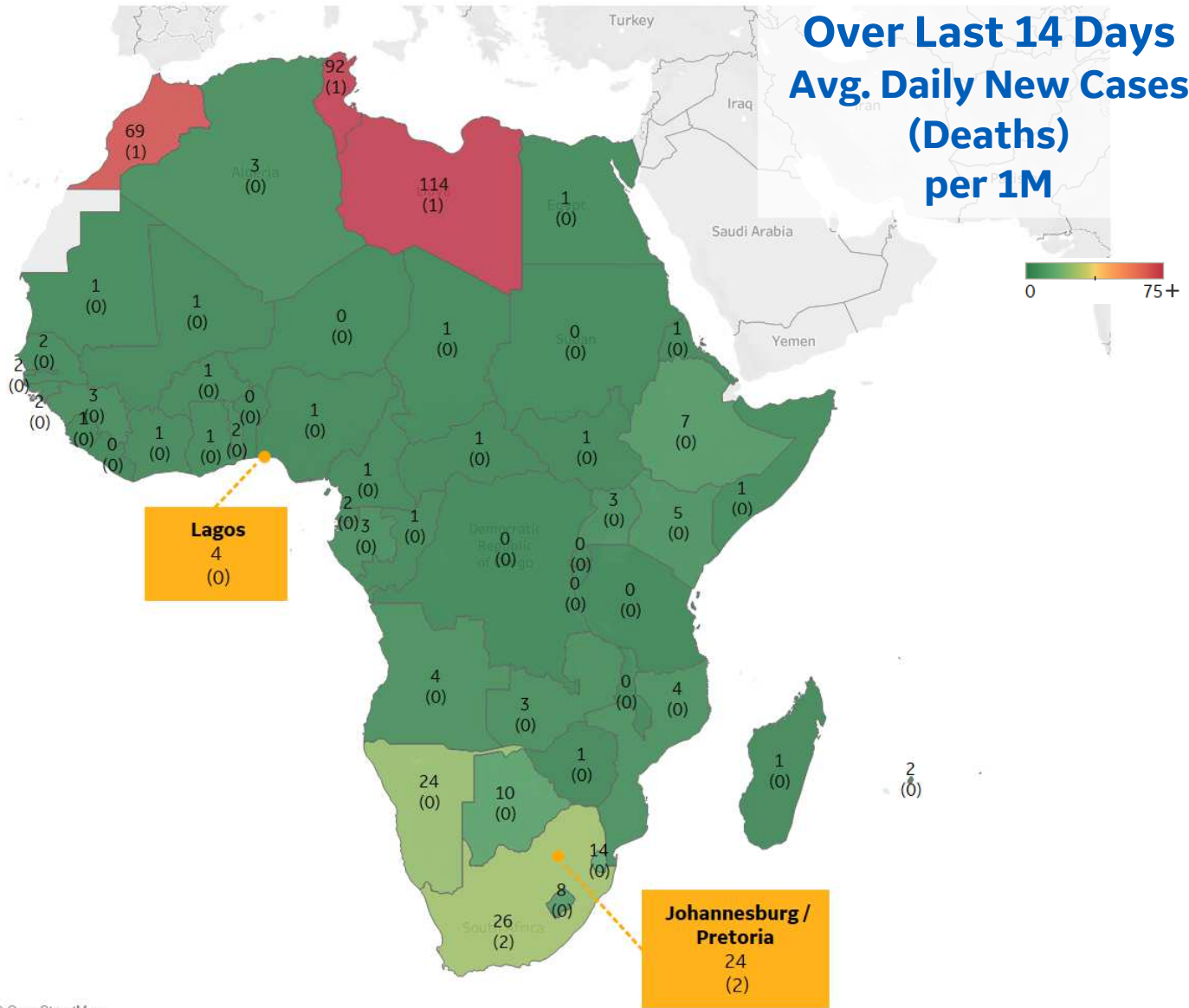
## Per 1M in Region

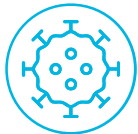
	Today	Change
Active Cases	178	+1%
Confirmed	6 new	+0.5%
Deaths	0.2 new	+0.7%
Recovered	4 new	+0.4%

## Most Daily New Cases / 1M

Libya	114
Tunisia	92
Morocco	69
South Africa	26
Namibia	24
Eswatini	14
Botswana	10
Lesotho	8
Ethiopia	7
Kenya	5

\* Excludes regions with population < 1M





\*\* Per 1M = Per 1 Million Population unless otherwise noted

**Johns Hopkins Coronavirus Resource Center:**

<https://coronavirus.jhu.edu/map.html>

**Worldometer Coronavirus Reporting:**

<https://www.worldometers.info/coronavirus/>

**Public Health England:**

<https://www.gov.uk/government/publications/covid-19-track-coronavirus-cases>

**US Department of Homeland Security, Homeland Infrastructure Foundation-Level Data:**

<https://hifld-geoplatform.opendata.arcgis.com/datasets/hospitals>

**City of New York, NYC Health:**

<https://www1.nyc.gov/site/doh/covid/covid-19-data.page>

**Chicago Coronavirus Latest Data:**

<https://www.chicago.gov/city/en/sites/covid-19/home/latest-data.html>

**National Health Commission of the PRC:**

<http://www.nhc.gov.cn/xcs/yqtb/202003/bf66696029ba420098164607240074f8.shtml>

**Korean Centers for Disease Control and Prevention:**

[http://www.cdc.go.kr/cdc\\_eng/](http://www.cdc.go.kr/cdc_eng/)

**CDC, Severe Outcomes Among Patients with Coronavirus Disease 2019 (COVID-19):**

<https://www.cdc.gov/mmwr/volumes/69/wr/mm6912e2.htm>

**Italian Department of Civil Protection, COVID Monitoring:**

<http://opendatadpc.maps.arcgis.com/apps/opsdashboard/index.html#/b0c68bce2cce478eaac82fe38d4138b1>

**The COVID Tracking Project:**

<https://covidtracking.com/data/>

**UK Office for National Statistics**

<https://www.ons.gov.uk/peoplepopulationandcommunity/birthsdeathsandmarriages/deaths/bulletins/deathsregisteredweeklyinenglandandwalesprovisional/weekending24april2020>

**COVID-19 Information for Switzerland:**

<https://www.corona-data.ch/>

**Provincial Health Services Authority of Canada. BC Center for Disease Control:**

<http://www.bccdc.ca/about/news-stories/stories/2020/information-on-novel-coronavirus>

**Secretary of Health, Mexico:**

<https://www.gob.mx/salud/en>

**OECD Economic Outlooks, Statistics:**

[https://www.oecd-ilibrary.org/economics/data/oecd-economic-outlook-statistics-and-projections\\_eo-data-en](https://www.oecd-ilibrary.org/economics/data/oecd-economic-outlook-statistics-and-projections_eo-data-en)

**Public Health Authority of Sweden:**

<https://www.folkhalsomyndigheten.se/smittskydd-beredskap/utbrott/aktuella-utbrott/covid-19/bekraftade-fall-i-sverige>

**National Public Health Agency of France:**

<https://www.santepubliquefrance.fr/regions/ile-de-france/documents/bulletin-regional/2020/covid-19-point-epidemiologique-en-ile-de-france-du-23-avril-2020>

**Florida Department of Health, COVID-19 Response:**

<https://floridahealthcovid19.gov>

**CDC:**

<https://www.cdc.gov/covid-data-tracker/index.html#demographics>

**CDC Provisional COVID19 Deaths Counts**

<https://data.cdc.gov/NCHS/Provisional-COVID-19-Death-Counts-by-Sex-Age-and-S/9bhg-hcku>

**Johns Hopkins Coronavirus Resource Center:**

<https://coronavirus.jhu.edu/map.html>

**WHO Europe, Surveillance Report:**

<http://www.euro.who.int/en/health-topics/health-emergencies/coronavirus-covid-19/weekly-surveillance-report>

**WHO Europe, Principles for Transition:**

<http://www.euro.who.int/en/media-centre/sections/statements/2020/statement-transition-to-a-new-normal-during-the-covid-19-pandemic-must-be-guided-by-public-health-principles>