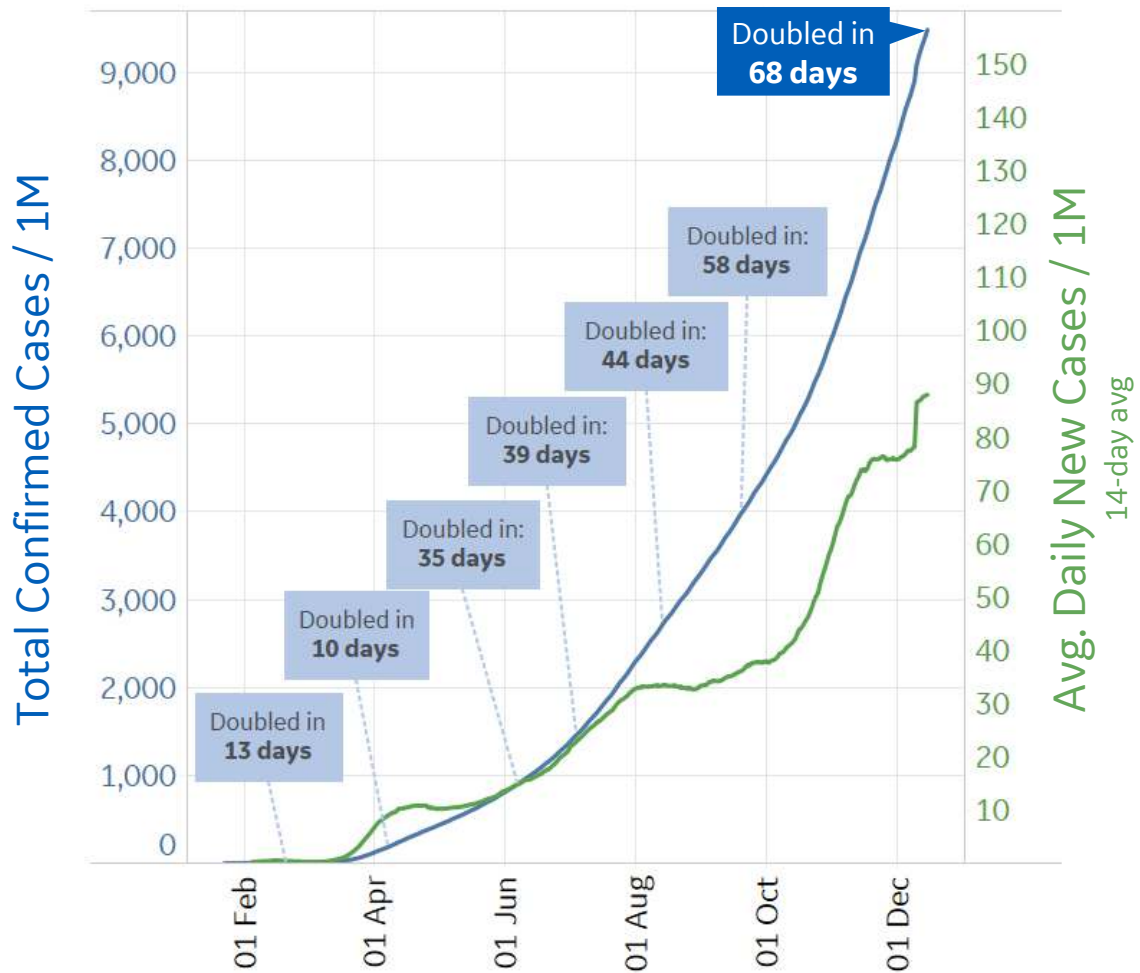




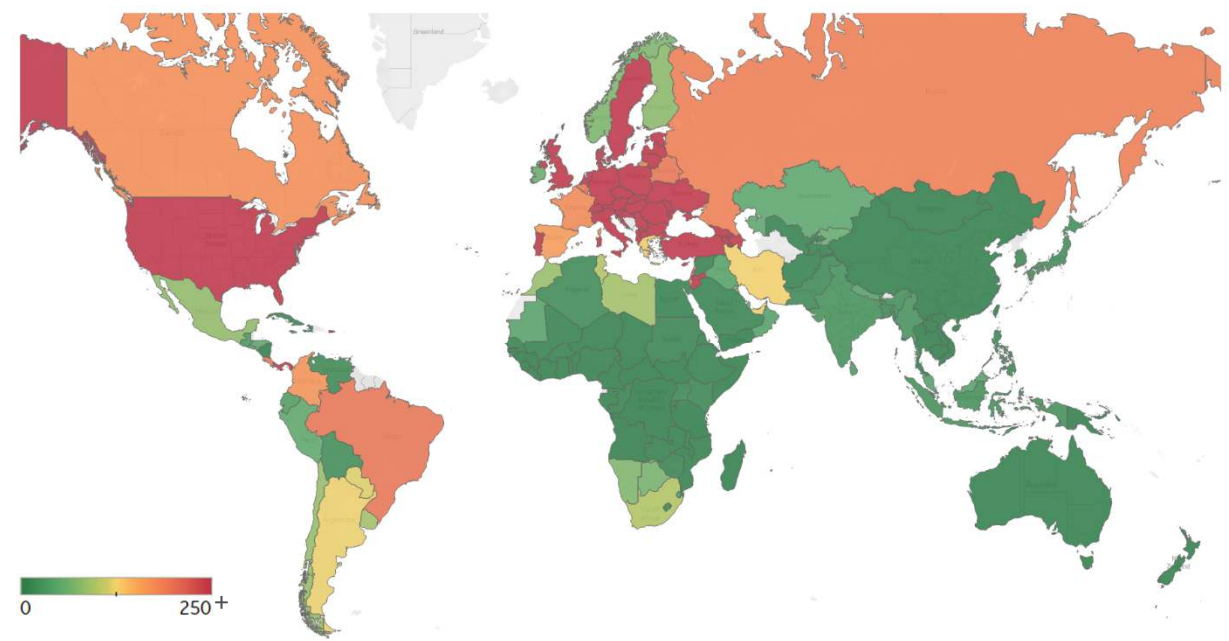
Global Confirmed & Active Cases

Trend since 22 Jan



Avg. Daily New Cases / 1M

Over the last 14 days



Per 1M:	New Today	Change from 30 days ago
Active	33	+65%
Confirmed	81	+35%
Deaths	2	+24%
Recovered	46	+19%
	To Date	Last 30 Days
Worldwide Survival Rate	97.8%	98.3%

Worldwide Survival Rate = (Confirmed - Deaths) / (Confirmed) in given time period



New Confirmed Cases & New Deaths

Key

World

North America

Europe

Middle East

Cent & South America

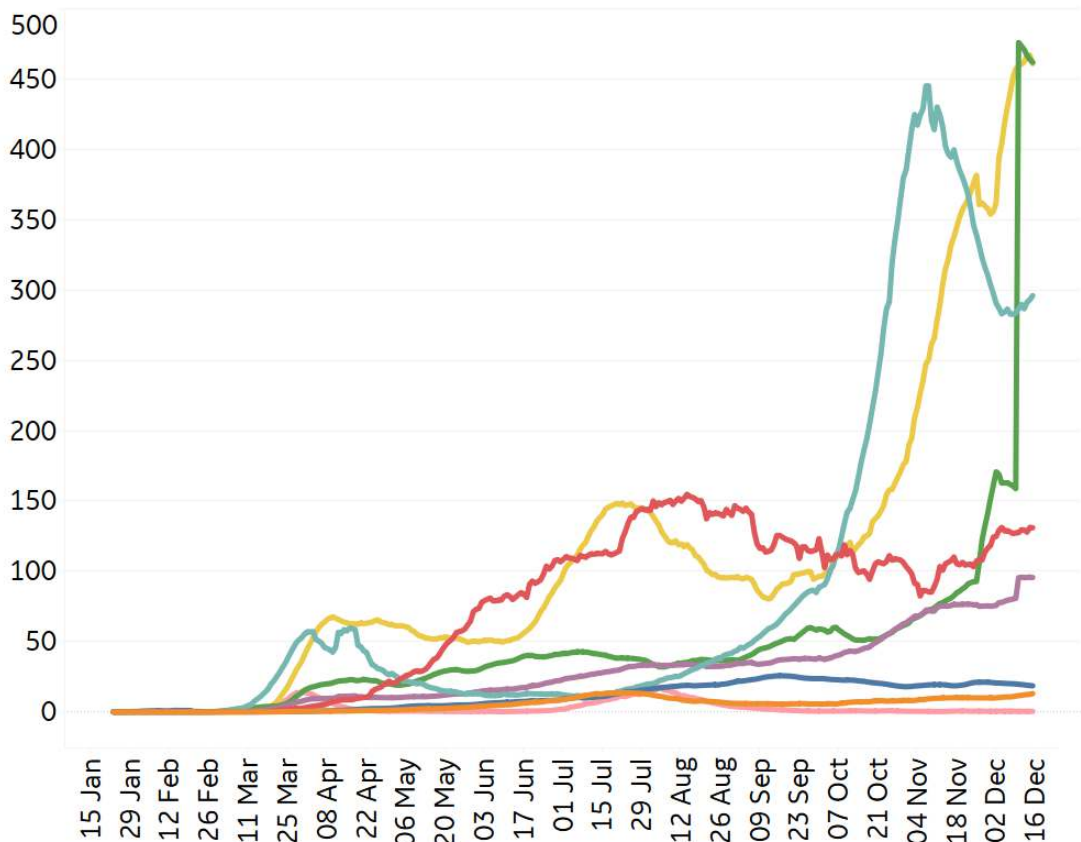
Asia

Africa

Oceania

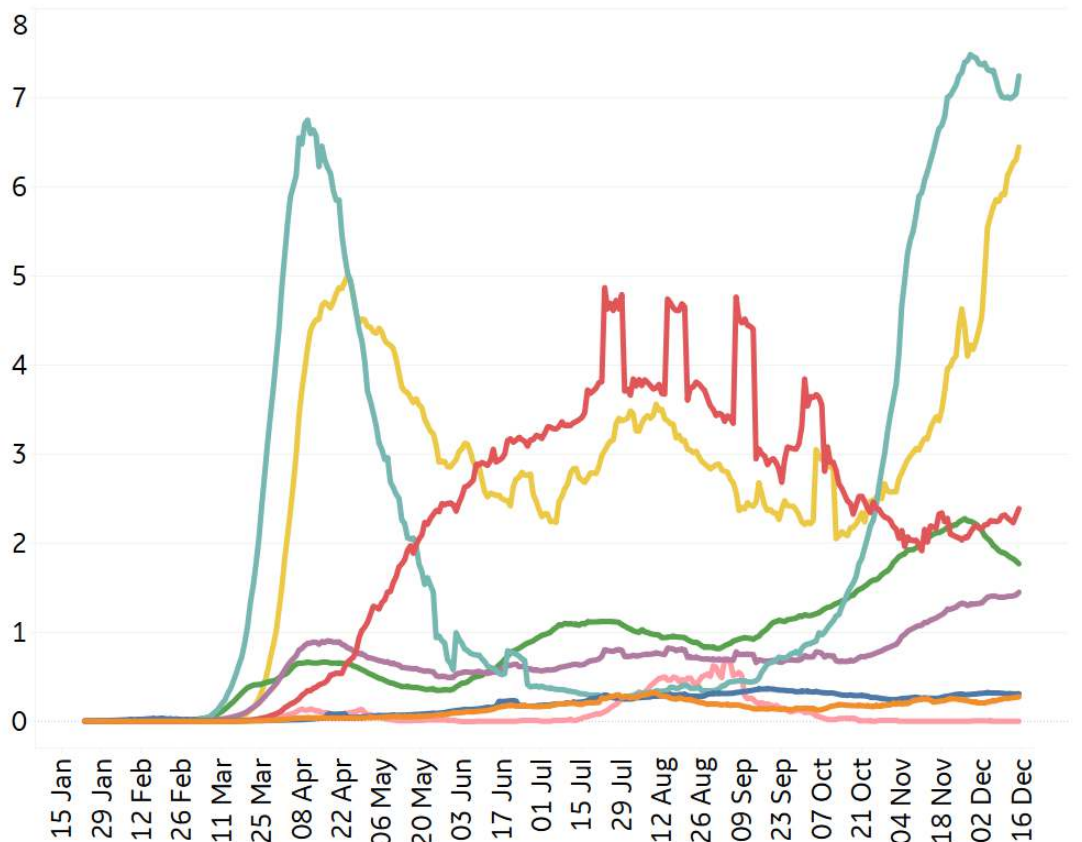
New Confirmed Cases / 1M

7-day rolling average



New Deaths / 1M

7-day rolling average



*Large jump in Middle East confirmed cases due to batched reporting of cases in **Turkey** on 10 Dec of +823,225 new cases



Top 50 Countries: Per 1M



1 - 25

	Average over last 7 days		Total Since 22 Jan			Change from 14d Ago in 14 day avg of daily new	
	New Confirmed	New Deaths	Total Confirmed	Total Recovered	Total Deaths	Confirmed	Deaths
Belgium	208	8	52,756	N/A**	1,568	-17%	-29%
Peru	53	2	29,908	27,912	1,115	-11%	13%
Italy	267	11	30,938	18,878	1,089	-35%	-4%
Bos. and Herz.	275	16	31,190	20,620	1,054	-13%	7%
North Macedo..	362	13	35,871	24,408	1,041	-18%	-9%
Spain	183	5	37,691	3,216	1,035	-28%	-24%
Slovenia	711	20	47,275	36,084	1,034	5%	7%
UK	292	6	27,891	N/A**	958	6%	-7%
US	641	8	50,503	N/A**	918	25%	51%
Argentina	127	4	33,415	29,744	912	-25%	-19%
Czechia	469	9	54,744	47,791	910	-2%	-28%
France	180	6	37,495	2,831	907	-17%	-23%
Bulgaria	331	17	26,522	12,655	864	-16%	2%
Brazil	198	3	32,791	29,199	860	23%	26%
Armenia	299	8	50,323	43,011	853	-23%	-12%
Chile	88	2	30,096	28,677	834	17%	-5%
Panama	524	6	45,654	38,207	791	60%	53%
Colombia	169	3	28,392	26,108	773	5%	-5%
Sweden	612	7	33,768	N/A**	759	17%	52%
Hungary	435	17	29,581	8,604	749	-5%	33%
Switzerland	499	11	44,927	35,992	724	3%	4%
EU	287	8	30,295	12,818	717	-13%	-3%
Romania	305	8	29,409	24,174	712	-19%	-4%
Croatia	865	17	43,777	37,776	677	10%	23%
Kosovo	257	6	25,580	18,770	661	-31%	1%

26 - 50

	Average over last 7 days		Total Since 22 Jan			Change from 14d Ago in 14 day avg of daily new	
	New Confirmed	New Deaths	Total Confirmed	Total Recovered	Total Deaths	Confirmed	Deaths
Moldova	335	6	31,893	27,594	651	10%	12%
Poland	269	10	30,318	23,245	616	-40%	-15%
Netherlands	490	3	37,281	N/A**	598	43%	-11%
Portugal	359	9	34,676	27,464	562	-24%	13%
Austria	311	10	36,383	31,950	516	-40%	-4%
Georgia	904	11	48,857	41,308	472	4%	10%
Costa Rica	187	3	30,250	23,759	384	-5%	47%
Ukraine	258	5	21,360	12,409	367	-12%	10%
Israel	204	1	41,665	39,141	348	77%	11%
Jordan	251	4	25,975	22,174	337	-39%	-29%
Russia	186	4	18,384	14,594	325	10%	14%
Lithuania	998	10	35,430	15,305	317	32%	56%
Oman	39	1	24,815	23,206	289	-12%	-44%
Serbia	707	6	31,731	N/A**	278	3%	31%
Slovakia	426	5	24,823	18,372	229	53%	23%
West Bank an..	385	5	24,821	19,472	224	10%	65%
Kuwait	61	0	34,354	33,391	214	-27%	-3%
Bahrain	97	0	52,565	51,417	205	8%	75%
Turkey	1,702	3	22,510	19,697	200	397%	32%
Azerbaijan	410	4	18,074	11,737	198	24%	34%
Lebanon	204	2	21,812	15,267	179	-10%	-2%
Denmark	525	1	20,137	14,265	166	96%	47%
Qatar	53	0	49,035	48,218	84	-18%	0%
UAE	122	0	18,934	16,685	63	-1%	21%
Total World	96	1	9,485	5,372	211	16%	8%

*Change from 14d ago:
Compares 14d-avgs. of Daily New Cases/Deaths today with 14d-avgs. from 14d ago

In the past 14 days, reported deaths in **Croatia** increased 49% (+214 deaths per 1M)

Sorted by Total Deaths / 1M
Top 50 countries selected by Cases / 1M
Excluded countries with population < 1M

N/A** due to inconsistent reporting of Recovered Cases



Top 50 Countries: Raw Volume

Updated 16 Dec 2020, 3:30 GMT

4

1 - 25

	Average over last 7 days		Total Since 22 Jan			Change from 14d Ago [*] in 14 day avg of daily new	
	New Confirmed	New Deaths	Total Confirmed	Total Recovered	Total Deaths	Confirmed	Deaths
EU	127,764	3,420	13,489,005	5,707,028	319,036	-13%	-3%
US	212,215	2,491	16,716,777	N/A**	303,773	25%	51%
Brazil	42,148	663	6,970,034	6,206,483	182,799	23%	26%
India	28,100	391	9,932,547	9,456,449	144,096	-26%	-16%
Mexico	10,564	604	1,267,202	938,089	115,099	30%	8%
Italy	16,169	660	1,870,576	1,141,406	65,857	-35%	-4%
UK	19,789	411	1,893,436	N/A**	65,006	6%	-7%
France	11,766	390	2,447,406	184,780	59,182	-17%	-23%
Iran	8,725	250	1,123,474	833,276	52,670	-21%	-34%
Spain	8,555	251	1,762,212	150,376	48,401	-28%	-24%
Russia	27,165	534	2,682,866	2,129,806	47,410	10%	14%
Argentina	5,755	171	1,510,203	1,344,300	41,204	-25%	-19%
Colombia	8,577	171	1,444,646	1,328,430	39,356	5%	-5%
Peru	1,745	69	986,130	920,306	36,754	-11%	13%
South Africa	7,399	176	873,679	764,977	23,661	114%	66%
Germany	23,117	506	1,391,086	1,031,721	23,544	18%	58%
Poland	10,181	388	1,147,446	879,748	23,309	-40%	-15%
Indonesia	6,084	159	629,429	516,656	19,111	23%	20%
Belgium	2,407	96	611,422	N/A**	18,178	-17%	-29%
Turkey	143,545	224	1,898,447	1,661,191	16,881	397%	32%
Ukraine	11,301	232	934,161	542,672	16,038	-12%	10%
Chile	1,685	38	575,329	548,190	15,949	17%	-5%
Ecuador	515	15	202,356	177,951	13,896	-31%	-17%
Romania	5,869	148	565,758	465,050	13,698	-19%	-4%
Canada	6,617	114	479,064	391,435	13,685	19%	33%

26 - 50

	Average over last 7 days		Total Since 22 Jan			Change from 14d Ago [*] in 14 day avg of daily new	
	New Confirmed	New Deaths	Total Confirmed	Total Recovered	Total Deaths	Confirmed	Deaths
Iraq	1,318	20	577,363	511,639	12,614	-25%	-44%
Netherlands	8,401	57	638,801	N/A**	10,254	43%	-11%
Czechia	5,026	101	586,251	511,798	9,743	-2%	-28%
Pakistan	2,834	66	445,977	388,598	9,010	7%	-10%
Philippines	1,293	20	451,839	418,867	8,812	-15%	-29%
Sweden	6,185	67	341,029	N/A**	7,667	17%	52%
Hungary	4,199	160	285,763	83,115	7,237	-5%	33%
Bangladesh	1,752	32	494,209	426,729	7,129	-12%	8%
Morocco	2,790	49	403,619	362,911	6,711	-25%	-19%
Switzerland	4,323	96	388,828	311,500	6,266	3%	4%
Saudi Arabia	149	11	360,155	350,993	6,069	-32%	-25%
Bulgaria	2,303	121	184,287	87,935	6,005	-16%	2%
Portugal	3,657	87	353,576	280,038	5,733	-24%	13%
Austria	2,801	92	327,679	287,750	4,648	-40%	-4%
Jordan	2,556	39	265,024	226,245	3,437	-39%	-29%
Panama	2,260	24	196,987	164,855	3,411	60%	53%
Israel	1,764	12	360,630	338,784	3,014	77%	11%
Kazakhstan	881	10	187,890	159,985	2,613	-5%	57%
Japan	2,594	35	184,752	153,363	2,581	14%	121%
Serbia	6,174	53	277,248	N/A**	2,433	3%	31%
Azerbaijan	4,158	42	183,259	119,005	2,007	24%	34%
Georgia	3,607	44	194,900	164,786	1,883	4%	10%
Nepal	972	13	250,180	238,569	1,730	-24%	-29%
UAE	1,204	4	187,267	165,023	622	-1%	21%
Total World	740,348	11,216	73,475,980	41,615,682	1,635,427	16%	8%

^{*}Change from 14d ago:
Compares 14d-avgs. of Daily New Cases/Deaths today with 14d-avgs. from 14d ago

In the past 14 days, confirmed cases in **Sweden** increased 30% (+801,271 cases)

Sorted by Raw Total Deaths
Top 50 countries selected by Total Cases
Excluded countries with population < 1M

N/A** due to inconsistent reporting of Recovered Cases



United States: Per 1M



1 - 25

	Average over last 7 days		Total Since 22 Jan			Change from 14d Ago* in 14 day avg of daily new	
	New Confirmed	New Deaths	Total Confirmed	Total Recovered	Total Deaths	Confirmed	Deaths
New Jersey	520	7	46,094	5,544	2,012	20%	70%
New York	529	5	40,844	4,736	1,842	61%	116%
Massachusetts	719	8	43,259	27,163	1,660	90%	59%
North Dakota	947	27	115,992	110,221	1,535	-36%	14%
Connecticut	689	9	43,604	2,749	1,533	54%	58%
Louisiana	544	7	58,569	46,879	1,483	15%	47%
Rhode Island	1,102	13	71,021	4,328	1,482	30%	86%
Mississippi	738	11	61,590	49,885	1,429	55%	63%
South Dakota	753	24	103,655	89,208	1,425	-21%	3%
Illinois	669	14	68,142	N/A	1,230	-12%	35%
Michigan	502	12	47,880	23,668	1,151	-16%	39%
Iowa	466	28	81,853	62,172	1,057	-37%	130%
Indiana	891	12	64,561	40,082	1,035	10%	32%
DC	354	4	35,904	25,699	1,020	54%	40%
Arizona	907	9	58,305	8,633	1,020	52%	96%
Pennsylvania	808	14	40,209	23,075	1,000	55%	98%
Arkansas	704	12	62,694	54,830	999	28%	89%
Georgia	561	4	52,178	N/A	957	69%	27%
New Mexico	859	17	58,449	22,942	957	-27%	28%
Florida	466	5	53,255	N/A	935	22%	36%
S. Carolina	565	5	49,978	25,099	924	83%	42%
Maryland	458	7	39,592	1,482	861	22%	58%
Texas	492	6	52,164	41,502	850	22%	26%
Delaware	833	3	48,412	19,359	848	59%	29%
Nevada	856	11	62,247	N/A	842	19%	96%

26 - 51

	Average over last 7 days		Total Since 22 Jan			Change from 14d Ago* in 14 day avg of daily new	
	New Confirmed	New Deaths	Total Confirmed	Total Recovered	Total Deaths	Confirmed	Deaths
Alabama	725	5	61,497	35,651	841	52%	44%
Tennessee	1,216	11	69,243	59,245	822	56%	52%
Minnesota	632	12	68,119	62,384	805	-28%	29%
Missouri	546	9	58,497	N/A	788	-9%	45%
Montana	627	8	69,275	60,160	773	-22%	-17%
Wisconsin	671	9	81,639	67,686	757	-21%	7%
Nebraska	610	12	77,988	43,457	743	-22%	36%
Kansas	783	12	66,346	1,352	724	-5%	87%
Colorado	615	18	50,946	2,726	709	-14%	95%
Idaho	809	11	69,398	26,578	679	14%	57%
Ohio	847	7	49,564	34,631	655	27%	43%
Wyoming	639	10	69,224	64,554	567	-33%	6%
West Virginia	689	11	36,664	24,331	565	25%	59%
N. Carolina	580	4	42,582	34,827	561	59%	38%
California	829	4	41,626	N/A	542	106%	121%
Oklahoma	769	6	61,156	52,286	527	3%	53%
Virginia	428	4	33,778	3,155	524	45%	46%
Kentucky	708	4	50,992	7,215	501	8%	20%
New Hampshire	622	4	23,935	18,728	444	67%	192%
Washington	333	0	26,930	N/A	388	14%	-37%
Utah	794	5	74,170	56,457	336	1%	18%
Oregon	305	5	22,783	1,392	288	7%	75%
Alaska	731	6	57,219	9,794	245	8%	159%
Maine	288	3	12,468	7,896	197	83%	6%
Hawaii	86	1	14,003	8,446	194	15%	36%
Vermont	170	3	9,492	5,898	160	48%	115%

*Change from 14d ago:
Compares 14d-avgs. of Daily New Cases/Deaths
today with 14d-avgs. from 14d ago

In the past 7 days, **California** saw a 16% increase in cases
(+5,803 per 1M or +229,346 cases)

Sorted by Total Deaths / 1M

N/As due to states revising and updating case counts



United States: Raw Volume



1 - 25

	Average over last 7 days		Total Since 22 Jan			Change from 14d Ago* in 14 day avg of daily new	
	New Confirmed	New Deaths	Total Confirmed	Total Recovered	Total Deaths	Confirmed	Deaths
New York	10,295	94	794,557	92,136	35,831	61%	116%
Texas	14,277	177	1,512,531	1,203,398	24,648	22%	26%
California	32,764	174	1,644,742	N/A	21,420	106%	121%
Florida	10,003	101	1,143,794	N/A	20,082	22%	36%
New Jersey	4,623	64	409,414	49,245	17,872	20%	70%
Illinois	8,472	172	863,477	N/A	15,587	-12%	35%
Pennsylvania	10,348	182	514,749	295,405	12,796	55%	98%
Michigan	5,014	124	478,171	236,369	11,495	-16%	39%
Massachusetts	4,959	52	298,160	187,221	11,443	90%	59%
Georgia	5,961	41	553,995	N/A	10,160	69%	27%
Ohio	9,906	79	579,357	404,810	7,654	27%	43%
Arizona	6,604	64	424,382	62,839	7,422	52%	96%
Indiana	5,997	80	434,642	269,838	6,968	10%	32%
Louisiana	2,531	35	272,276	217,930	6,895	15%	47%
N. Carolina	6,081	39	446,601	365,273	5,881	59%	38%
Tennessee	8,304	72	472,875	404,597	5,615	56%	52%
Connecticut	2,458	32	155,462	9,800	5,466	54%	58%
Maryland	2,772	41	239,362	8,958	5,206	22%	58%
Missouri	3,352	58	359,022	N/A	4,837	-9%	45%
S. Carolina	2,909	24	257,320	129,227	4,756	83%	42%
Minnesota	3,566	65	384,164	351,820	4,542	-28%	29%
Virginia	3,654	30	288,309	26,929	4,470	45%	46%
Wisconsin	3,904	51	475,340	394,095	4,408	-21%	7%
Mississippi	2,196	34	183,300	148,466	4,252	55%	63%
Alabama	3,553	26	301,533	174,805	4,124	52%	44%

26 - 51

	Average over last 7 days		Total Since 22 Jan			Change from 14d Ago* in 14 day avg of daily new	
	New Confirmed	New Deaths	Total Confirmed	Total Recovered	Total Deaths	Confirmed	Deaths
Colorado	3,542	102	293,382	15,696	4,085	-14%	95%
Iowa	1,471	87	258,253	196,157	3,336	-37%	130%
Arkansas	2,125	38	189,198	165,467	3,016	28%	89%
Washington	2,535	-2	205,069	N/A	2,953	14%	-37%
Nevada	2,635	34	191,732	N/A	2,595	19%	96%
Kentucky	3,164	20	227,817	32,234	2,239	8%	20%
Kansas	2,282	36	193,288	3,938	2,109	-5%	87%
Oklahoma	3,044	23	241,991	206,896	2,086	3%	53%
New Mexico	1,801	36	122,557	48,105	2,006	-27%	28%
Rhode Island	1,167	14	75,237	4,585	1,570	30%	86%
Nebraska	1,181	24	150,861	84,063	1,438	-22%	36%
South Dakota	666	21	91,699	78,919	1,261	-21%	3%
Idaho	1,445	20	124,019	47,497	1,214	14%	57%
Oregon	1,287	19	96,092	5,870	1,213	7%	75%
North Dakota	722	20	88,393	83,995	1,170	-36%	14%
Utah	2,545	15	237,787	181,000	1,077	1%	18%
West Virginia	1,235	20	65,708	43,605	1,012	25%	59%
Montana	671	9	74,040	64,298	826	-22%	-17%
Delaware	811	3	47,142	18,851	826	59%	29%
DC	250	3	25,339	18,137	720	54%	40%
New Hampshire	846	5	32,545	25,464	604	67%	192%
Wyoming	370	6	40,064	37,361	328	-33%	6%
Hawaii	122	2	19,827	11,958	274	15%	36%
Maine	387	4	16,760	10,614	265	83%	6%
Alaska	535	5	41,858	7,165	179	8%	159%
Vermont	106	2	5,923	3,680	100	48%	115%

*Change from 14d ago:
Compares 14d-avgs. of Daily New Cases/Deaths
today with 14d-avgs. from 14d ago

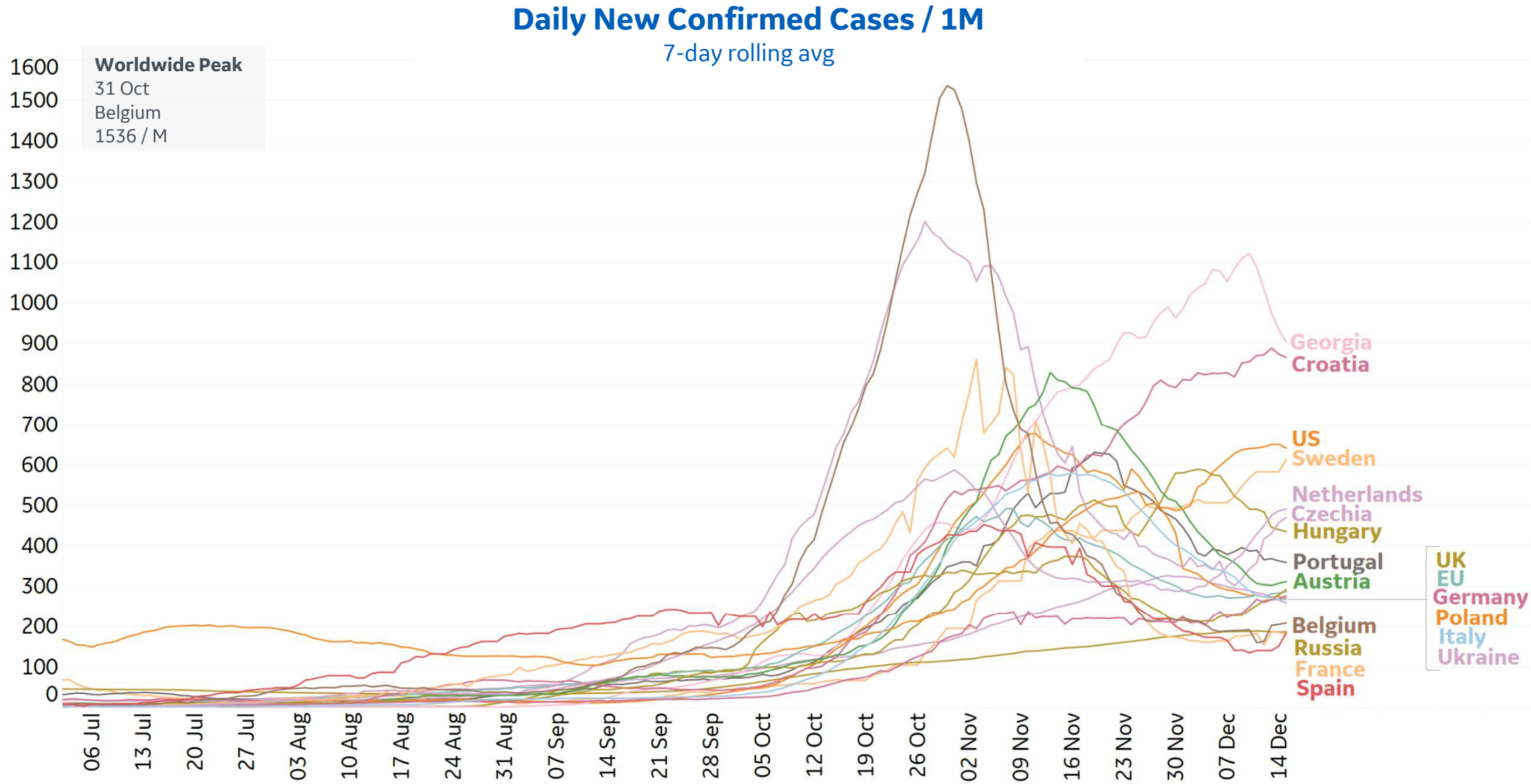
In the past 14 days, **Massachusetts** saw a 30% increase in cases (+68,955 cases)

Sorted by Raw Total Deaths

N/As due to states revising and updating case counts



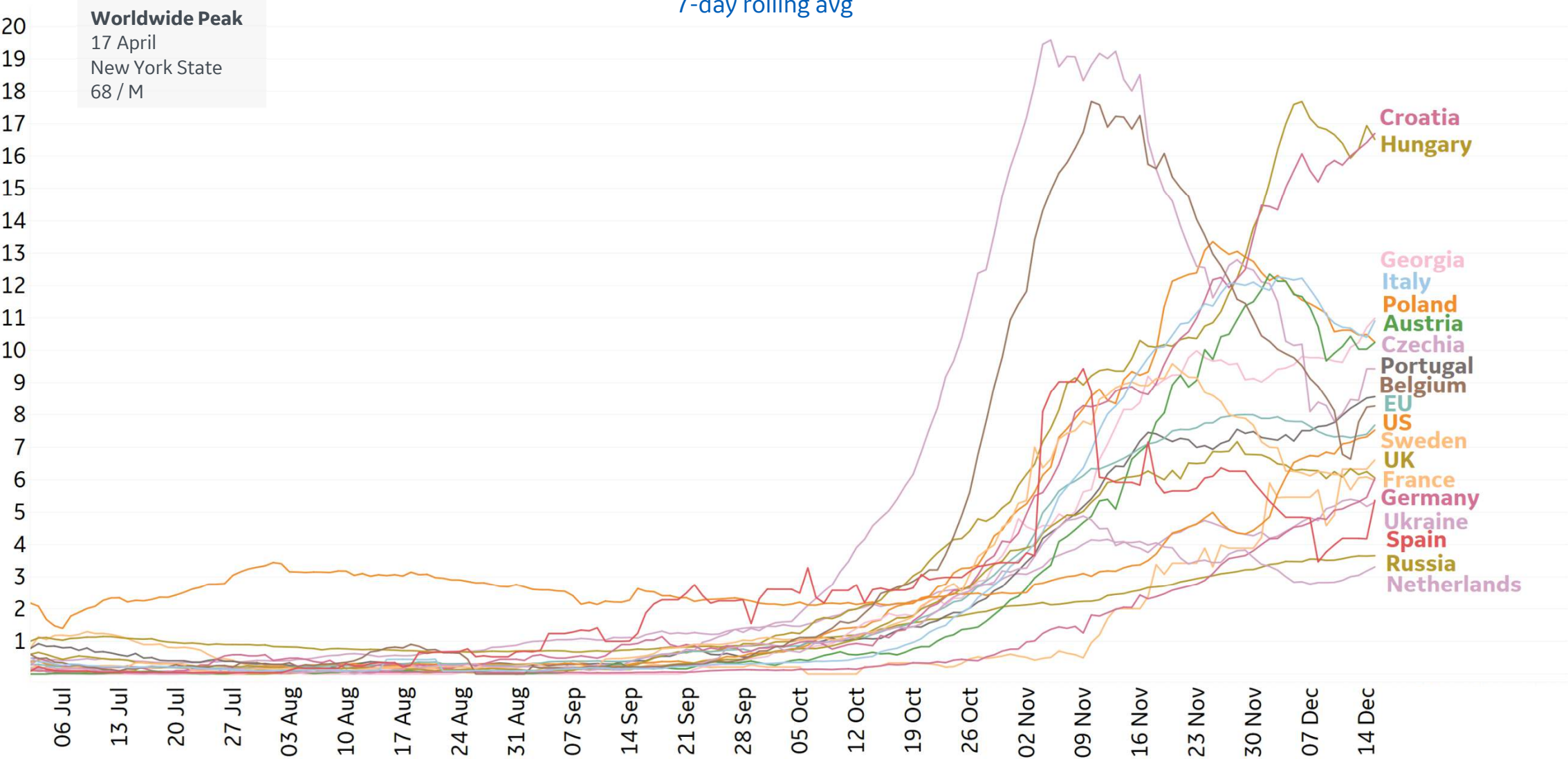
New Confirmed Cases in Select Countries





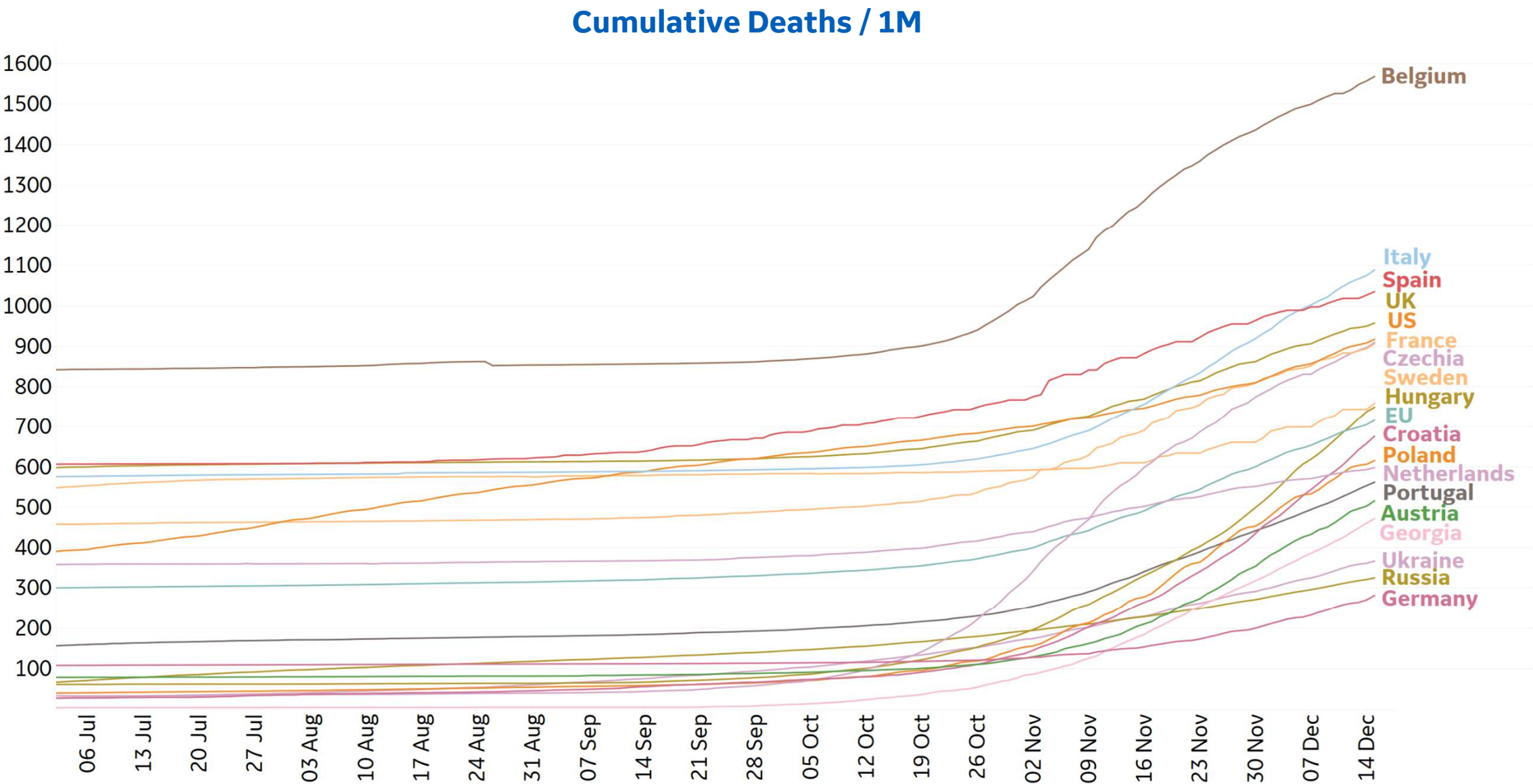
New Deaths in Select Countries

Daily New Deaths / 1M
7-day rolling avg





Cumulative Deaths in Select Countries





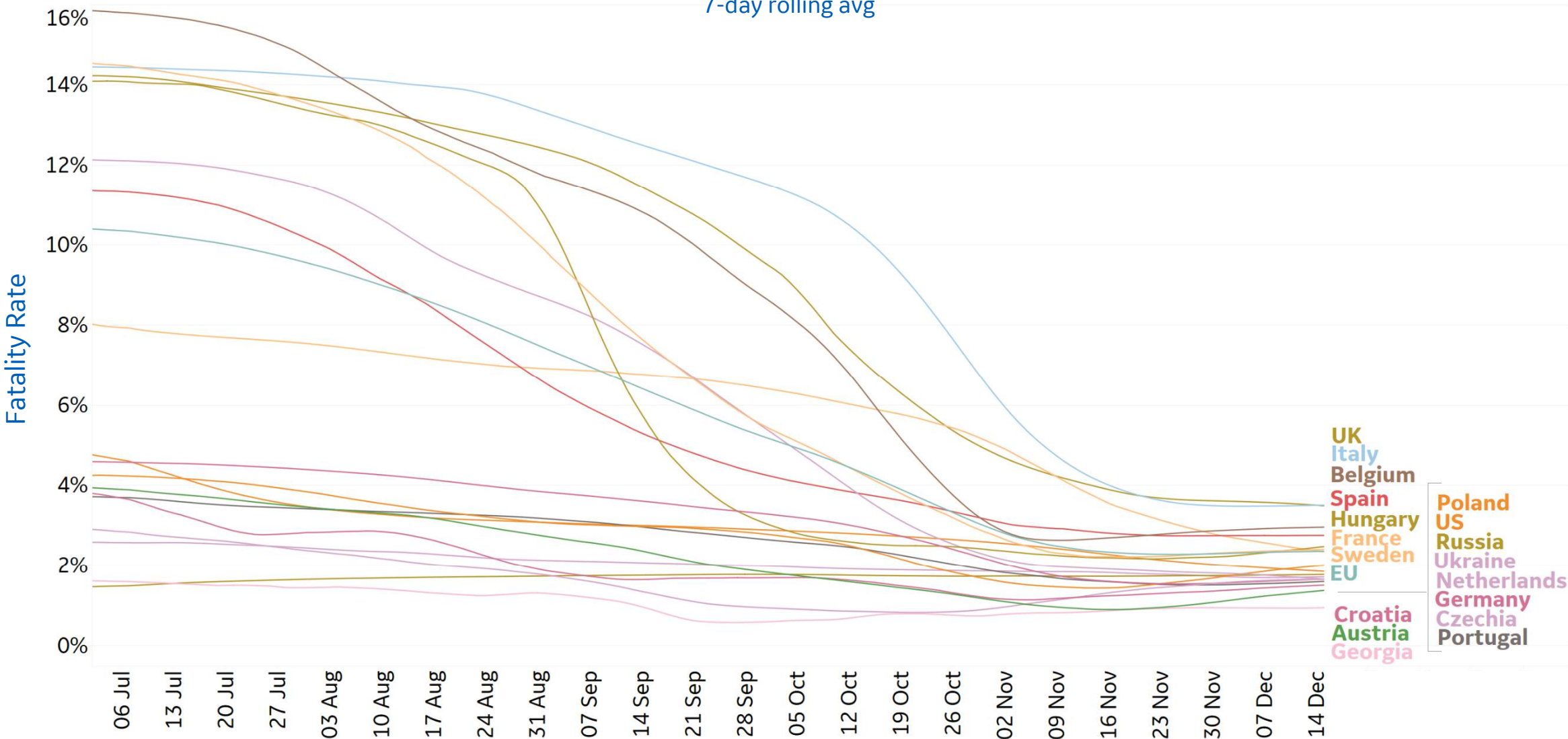
Fatality Rate in Select Countries

Updated 16 Dec 2020, 3:30 GMT

10

Deaths / Confirmed Cases

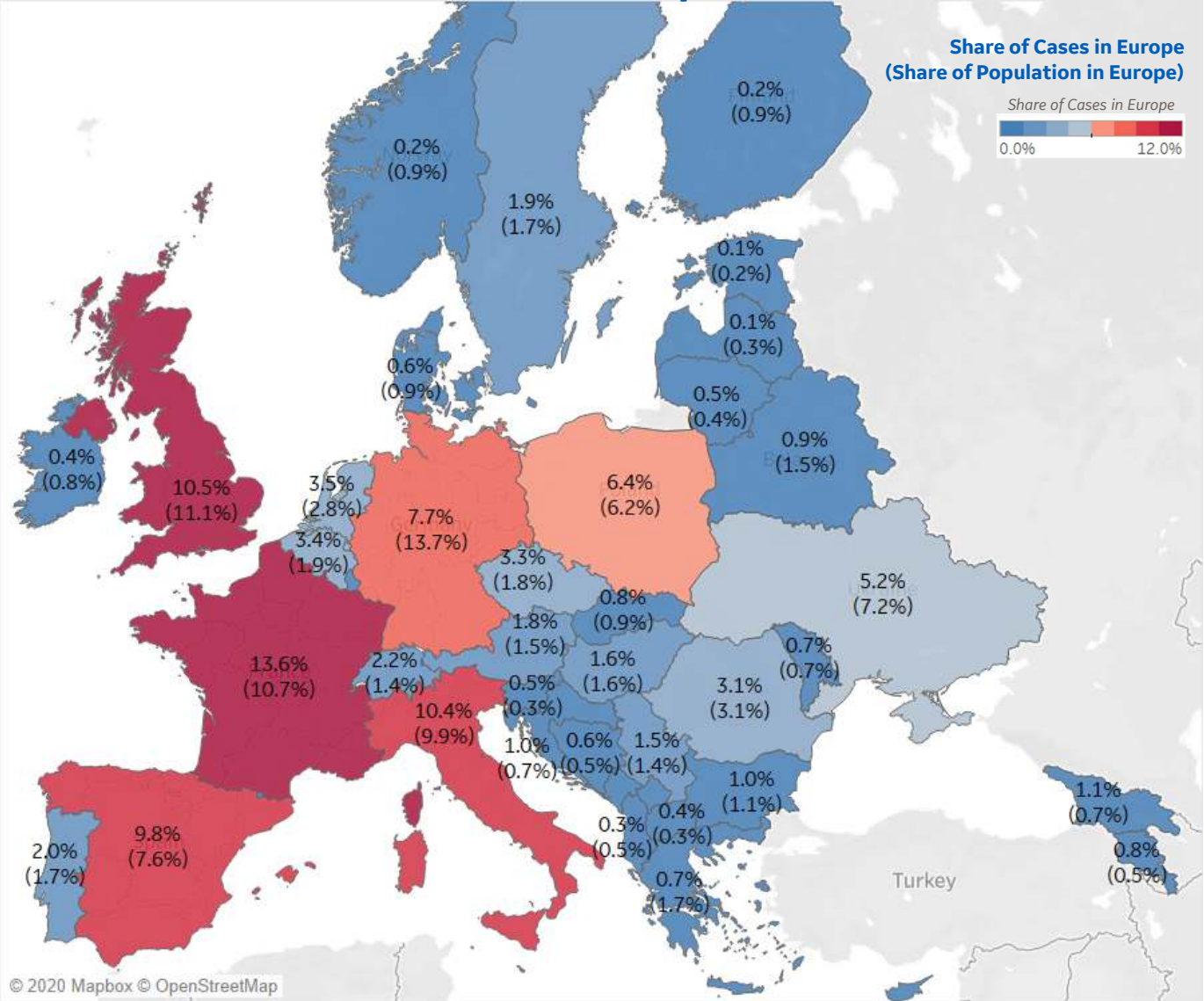
7-day rolling avg





Feature: Distribution of COVID Cases in Europe

Distribution of Total Cases in Europe



*Share of Cases in Region = Total Cases in Country / Total Cases in Region. Share of Population in Region = Country Population / Population of all countries in Region

Top 20 countries in region by Total Cases per 1M

Excludes countries with Population < 1M. Sorted by Total Cases per 1M.

Country	Total Cases per 1M, to date	Total Deaths per 1M, to date	Survival Rate
Czechia	54,744	910	98.3%
Belgium	52,756	1,568	97.0%
Armenia	50,323	853	98.3%
Georgia	48,857	472	99.0%
Slovenia	47,275	1,034	97.8%
Switzerland	44,927	724	98.4%
Croatia	43,777	677	98.5%
Spain	37,691	1,035	97.3%
France	37,495	907	97.6%
Netherlands	37,281	598	98.4%
Austria	36,383	516	98.6%
North Macedonia	35,871	1,041	97.1%
Lithuania	35,430	317	99.1%
Portugal	34,676	562	98.4%
Sweden	33,768	759	97.8%
Moldova	31,893	651	98.0%
Serbia	31,731	278	99.1%
Bosnia & Herzegovina	31,190	1,054	96.6%
Italy	30,938	1,089	96.5%
Poland	30,318	616	98.0%



**Share of Cases in Americas
(Share of Population in Americas)**

Share of Cases in Americas
0.0% 12.0%

Country	Share of Cases in Americas	Share of Population in Americas
United States	53.3%	32.5%
Brazil	22.2%	20.9%
Canada	1.5%	3.7%
Mexico	4.0%	12.7%
Argentina	4.8%	4.4%
Chile	3.1%	3.2%
Colombia	4.6%	5.0%
Costa Rica	0.6%	1.7%
Cuba	0.4%	1.8%
Ecuador	0.6%	0.4%
El Salvador	0.4%	1.0%
Guatemala	0.5%	0.5%
Honduras	0.4%	1.1%
Nicaragua	0.3%	2.8%
Panama	0.5%	1.1%
Paraguay	0.6%	1.7%
Peru	3.1%	3.2%
Puerto Rico	0.3%	0.7%
Uruguay	0.5%	1.1%
Venezuela	0.3%	0.7%
Alaska	0.0%	0.3%

© 2020 Mapbox © OpenStreetMap

*Share of Cases in Region = Total Cases in Country / Total Cases in Region, Share of Population in Region = Country Population / Population of all countries in Region

Excludes countries with Population < 1M. Sorted by Total Cases per 1M.

Country	Total Cases per 1M, to date	Total Deaths per 1M, to date	Survival Rate
US	50,503	918	98.2%
Panama	45,654	791	98.3%
Argentina	33,415	912	97.3%
Brazil	32,791	860	97.4%
Costa Rica	30,250	384	98.7%
Chile	30,096	834	97.2%
Peru	29,908	1,115	96.3%
Colombia	28,392	773	97.3%
Dominican Republic	14,362	218	98.5%
Paraguay	13,369	279	97.9%
Canada	12,693	363	97.1%
Bolivia	12,654	773	93.9%
Honduras	11,605	303	97.4%
Ecuador	11,469	788	93.1%
Mexico	9,828	893	90.9%
Guatemala	7,261	250	96.6%
El Salvador	6,496	187	97.1%
Trinidad and Tobago	4,930	88	98.2%
Jamaica	4,010	93	97.7%
Venezuela	3,815	34	99.1%



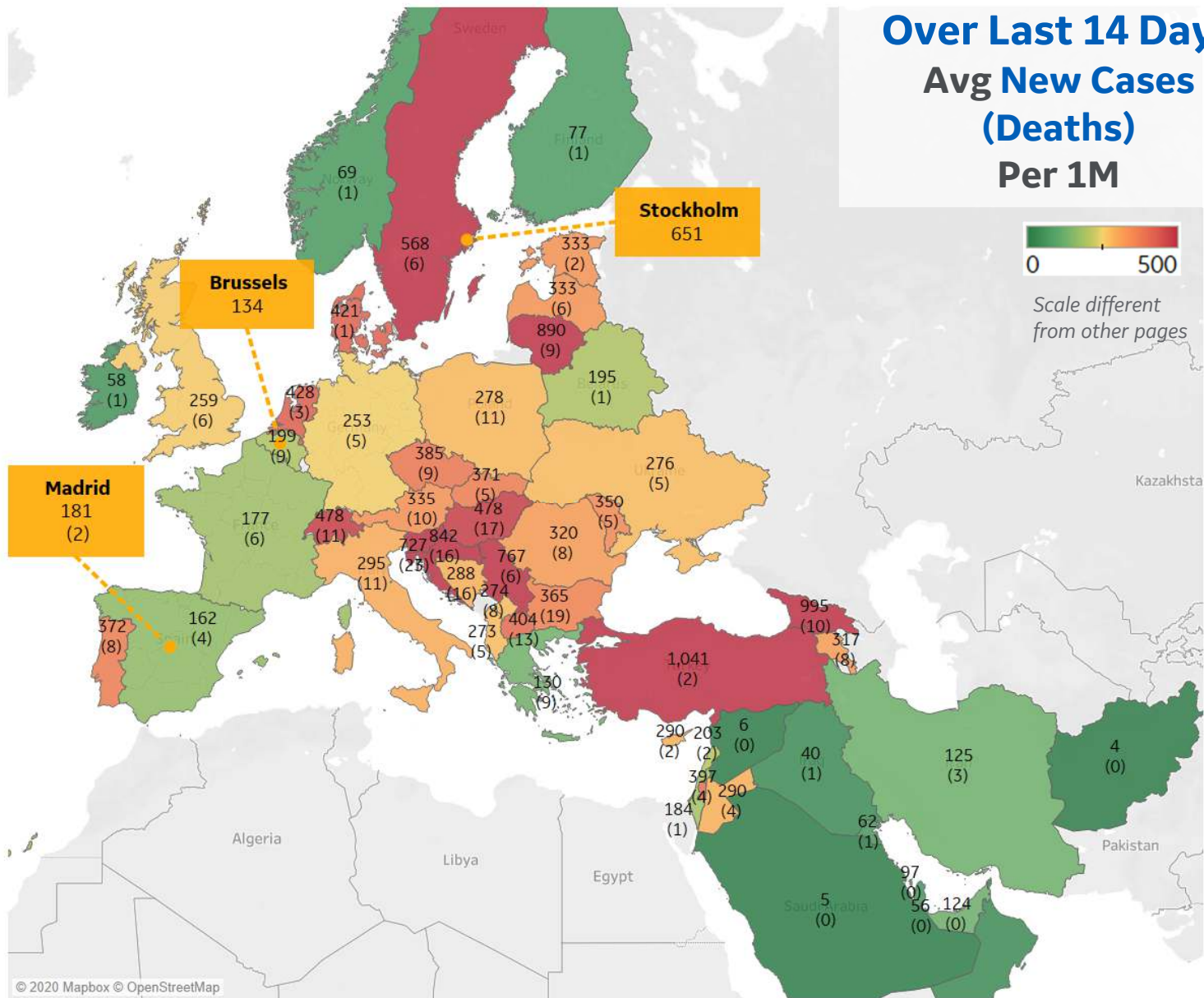
Per 1M in Region

	Today	Change
Active Cases	11,289	+0.6%
Confirmed	251 new	+1.0%
Deaths	7 new	+1.3%
Recovered	181 new	+1.5%

Most Daily New Cases / 1M

Turkey	1,041
Georgia	995
Lithuania	890
Croatia	842
Serbia	767
Slovenia	727
Sweden	568
Hungary	478
Switzerland	478
Netherlands	428

* Excludes regions with population < 1M





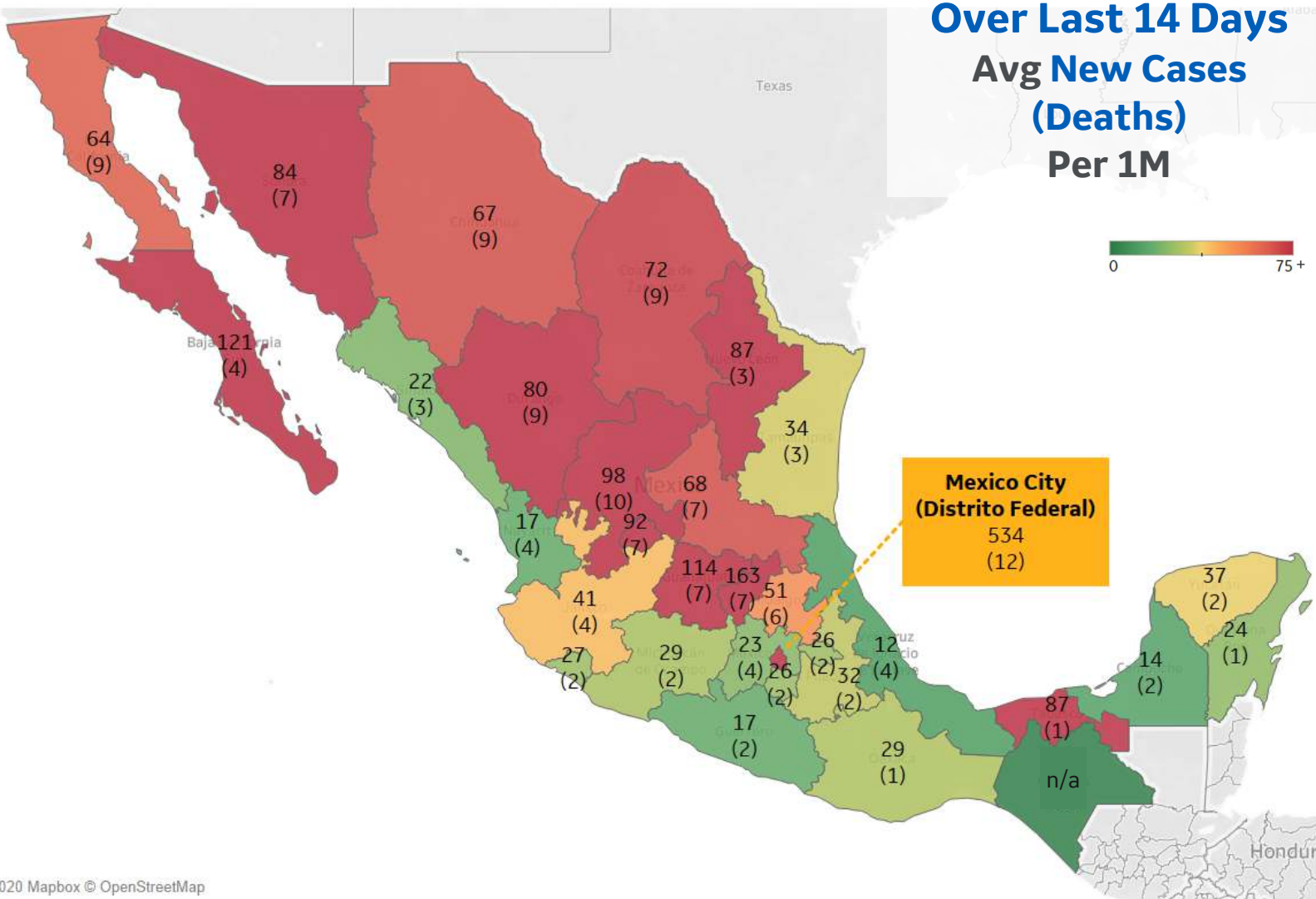
Mexico

Per 1M in Region

	Today	Change
Active Cases	1,660	+0.0%
Confirmed	87 new	+0.9%
Deaths	6 new	+0.7%
Recovered	80 new	+1.1%

Most Daily New Cases / 1M

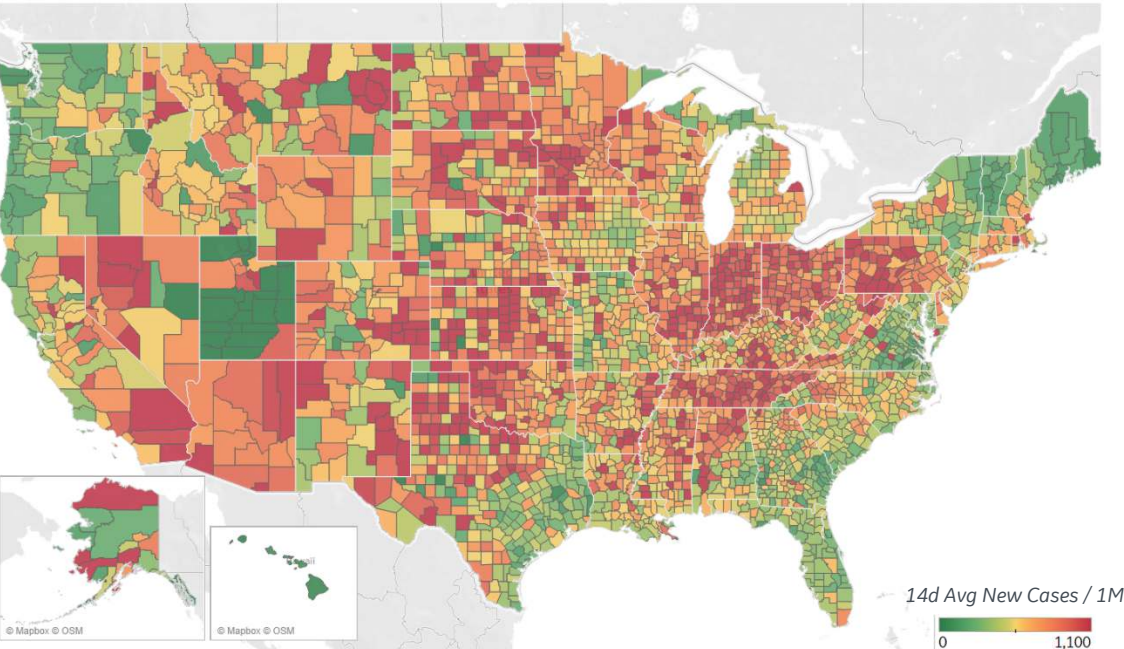
Distrito Federal	534
Querétaro	163
Baja California Sur	121
Guanajuato	114
Zacatecas	98
Aguascalientes	92
Nuevo León	87
Tabasco	87
Sonora	84
Nacional	81





US Counties: Recent Cases and Deaths

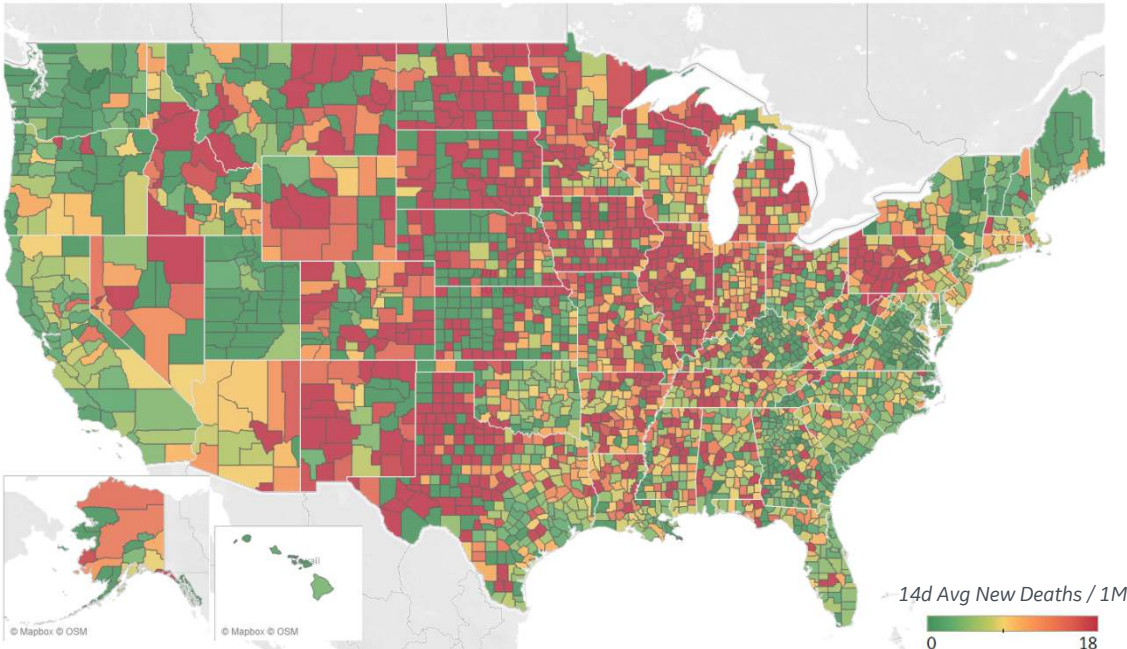
Average New Cases per 1M Over Last 14 Days



Top 10 by New Confirmed Avg New Confirmed Cases / 1M

San Bernardino County, CA	1,160
Providence County, RI	1,144
Westmoreland County, PA	1,094
Stark County, OH	1,073
Essex County, MA	1,051
Riverside County, CA	1,041
Lubbock County, TX	1,037
Hamilton County, IN	1,035
York County, PA	1,030
Rutherford County, TN	1,002

Average New Deaths per 1M Over Last 14 Days



Top 10 by New Deaths Avg New Deaths/ 1M

El Paso County, TX	26
Cumberland County, PA	25
Lubbock County, TX	24
Westmoreland County, PA	20
Madison County, IL	20
Luzerne County, PA	20
Erie County, PA	19
Waukesha County, WI	17
El Paso County, CO	15
Genesee County, MI	15

Note: Lists includes counties
≥ 250K population

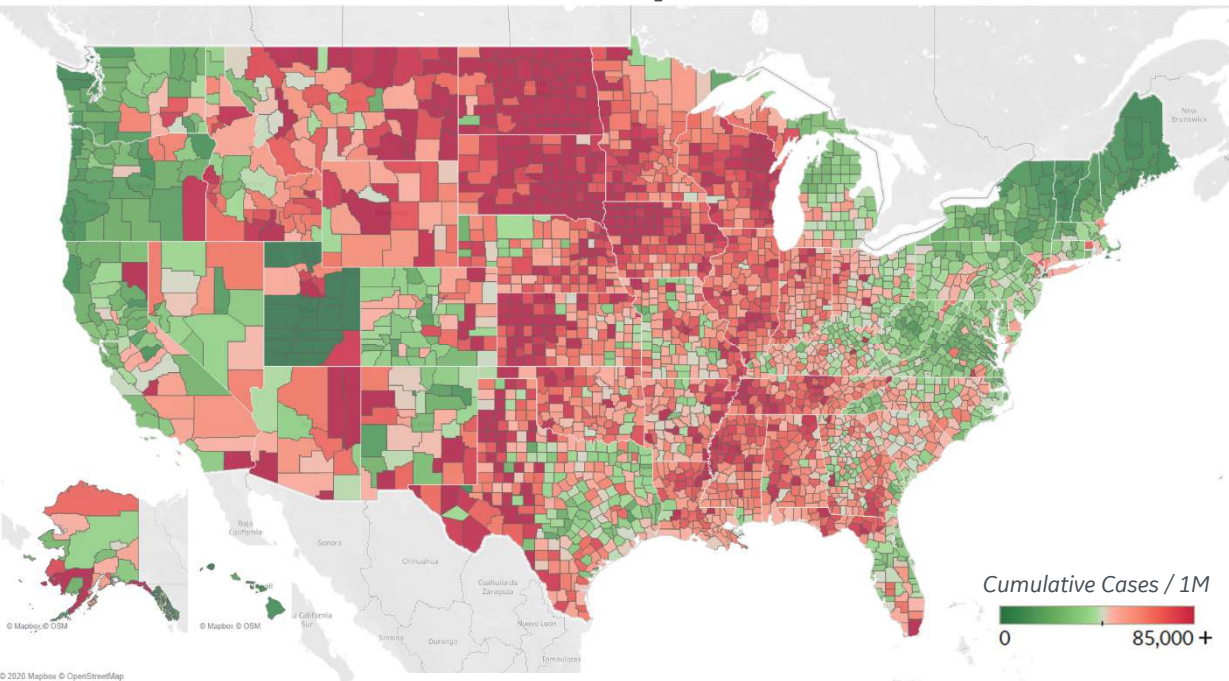


US Counties: Cumulative Cases and Deaths

Updated 16 Dec 2020, 3:30 GMT

16

Confirmed **Cases** per 1M to date

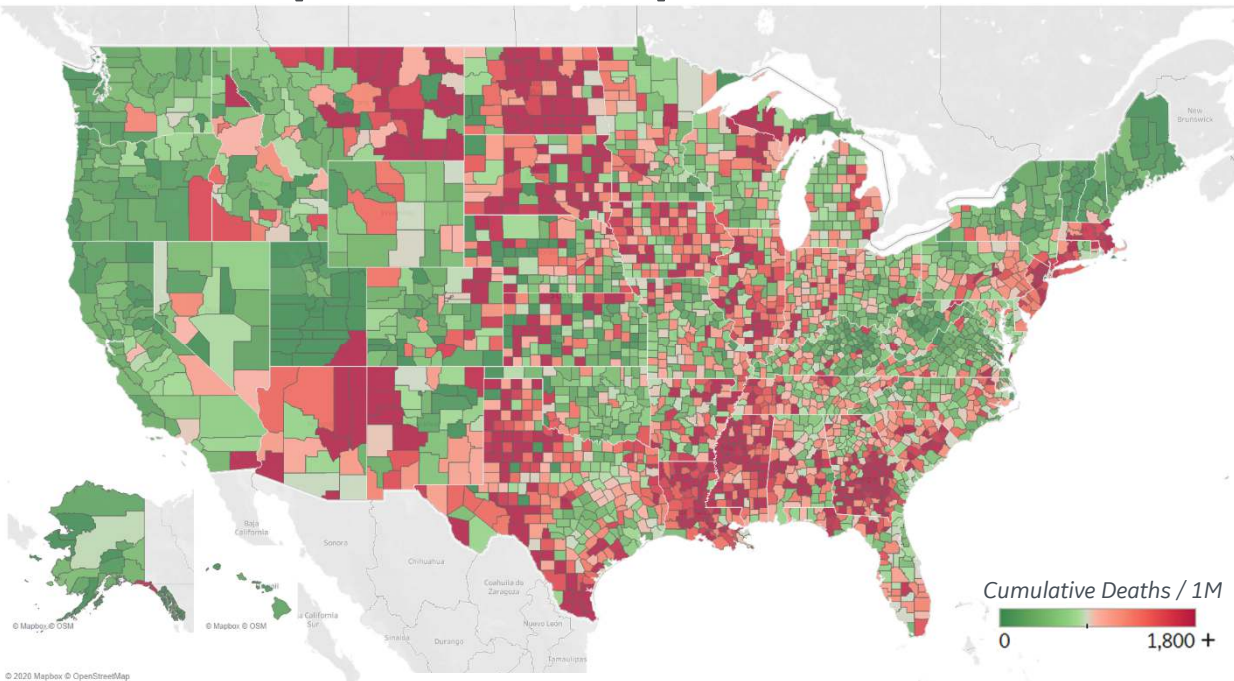


Top 10 Counties

Total Confirmed Cases / 1M

Lubbock County, TX	118,920
El Paso County, TX	111,357
Brown County, WI	97,576
Miami-Dade County, FL	96,542
Utah County, UT	91,831
Milwaukee County, WI	89,028
Douglas County, NE	83,597
Waukesha County, WI	83,316
Webb County, TX	83,032
Salt Lake County, UT	81,816

Reported **Deaths** per 1M to date



Top 10 Counties

Total Reported Deaths / 1M

New York City*	4,546
Essex County, NJ	2,881
Passaic County, NJ	2,746
Cameron County, TX	2,718
Union County, NJ	2,669
Hidalgo County, TX	2,460
Hudson County, NJ	2,442
Bergen County, NJ	2,376
Rockland County, NY	2,250
Hampden County, MA	2,088

Note: Lists includes counties
≥ 250K population

* New York City counties
aggregated into one reporting area



Per 1M in Region

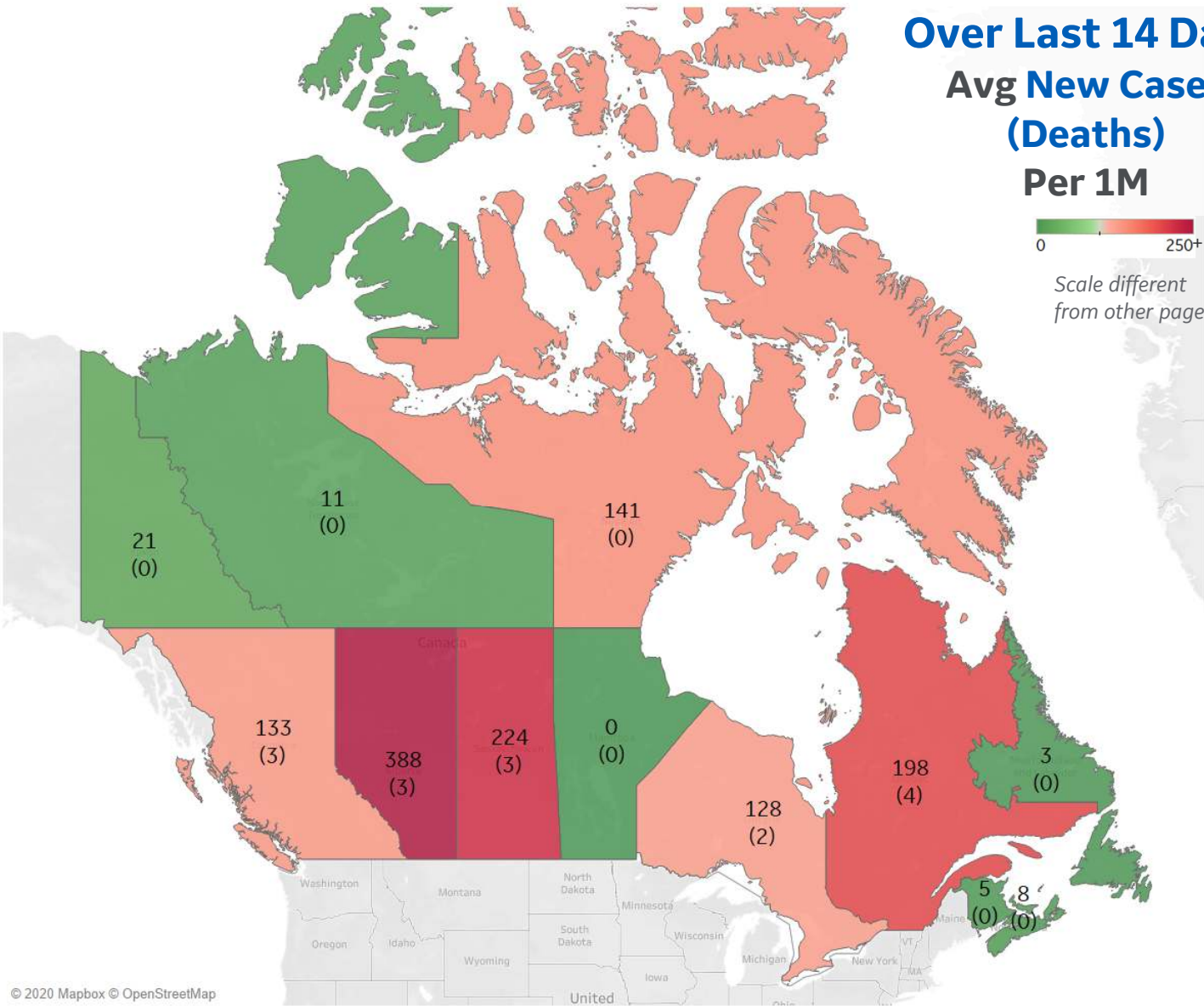
	Today	Change
Active Cases	1,959	-0.4%
Confirmed	165 new	+1.3%
Deaths	3 new	+0.8%
Recovered	170 new	+1.7%

Most Daily New Cases / 1M

Alberta	388
Saskatchewan	224
Quebec	198
British Columbia	133
Ontario	128

* Excludes regions with population < 1M

Over Last 14 Days Avg New Cases (Deaths) Per 1M





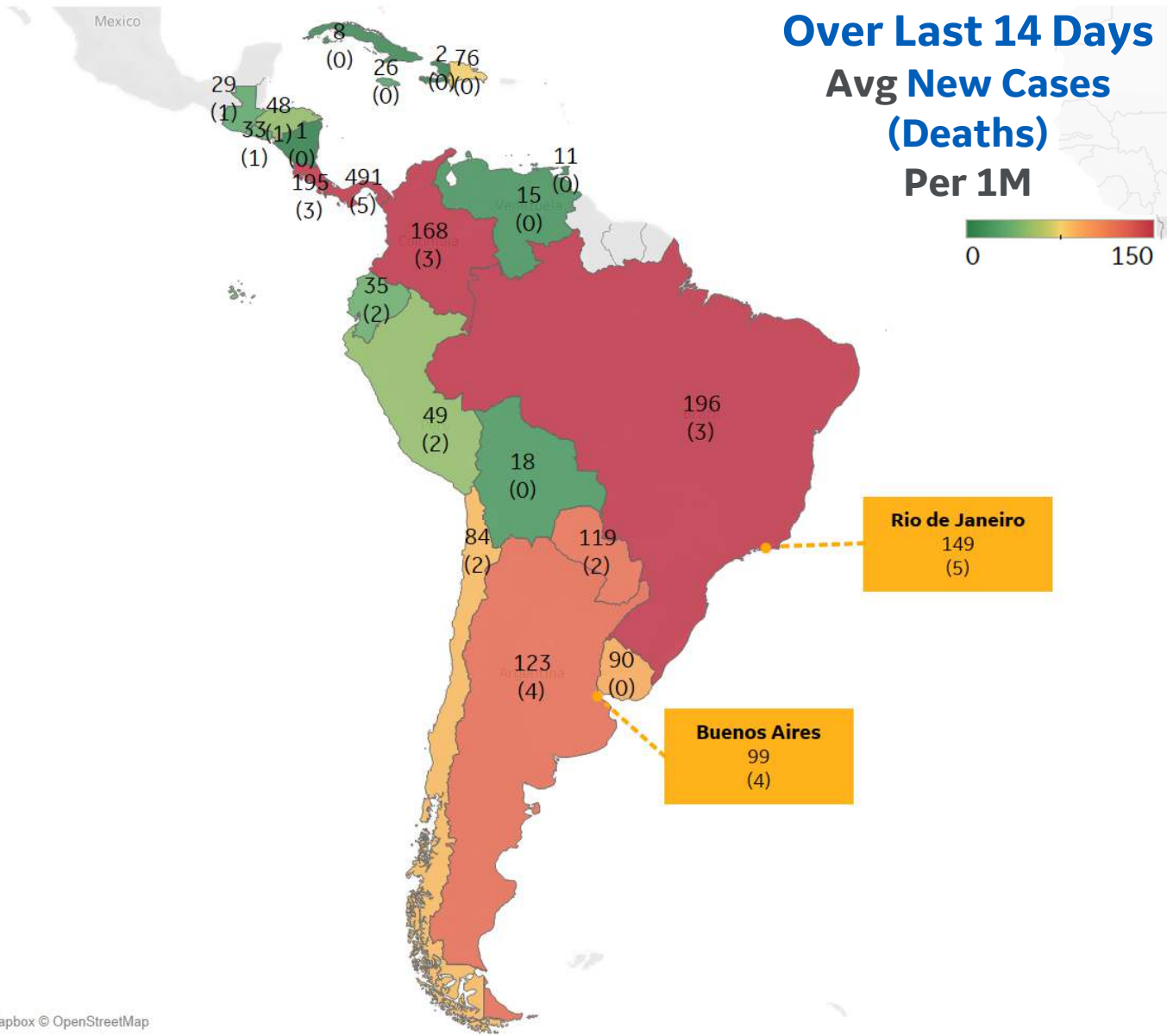
Per 1M in Region

	Today	Change
Active Cases	2,024	-0.2%
Confirmed	136 new	+0.5%
Deaths	3 new	+0.4%
Recovered	136 new	+0.6%

Most Daily New Cases / 1M

Panama	491
Brazil	196
Costa Rica	195
Colombia	168
Argentina	123
Paraguay	119
Uruguay	90
Chile	84
Dom. Rep.	76
Peru	49

* Excludes regions with population < 1M





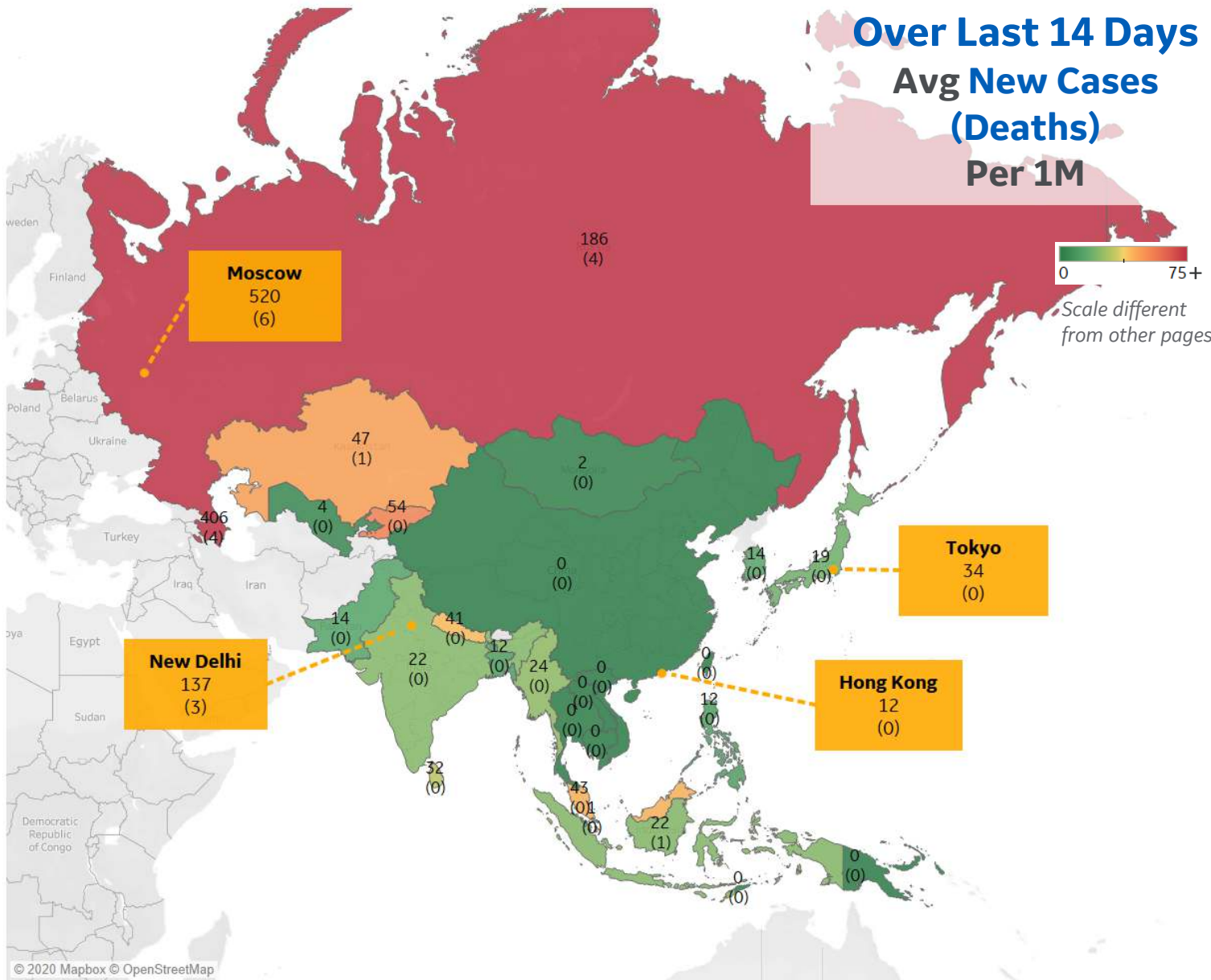
Per 1M in Region

	Today	Change
Active Cases	288	-0.5%
Confirmed	18 new	+0.5%
Deaths	0.3 new	+0.6%
Recovered	19 new	+0.6%

Most Daily New Cases / 1M

Azerbaijan	406
Russia	186
Kyrgyzstan	54
Kazakhstan	47
Malaysia	43
Nepal	41
Sri Lanka	32
Myanmar	24
India	22
Indonesia	22

* Excludes regions with population < 1M





Per 1M in Region

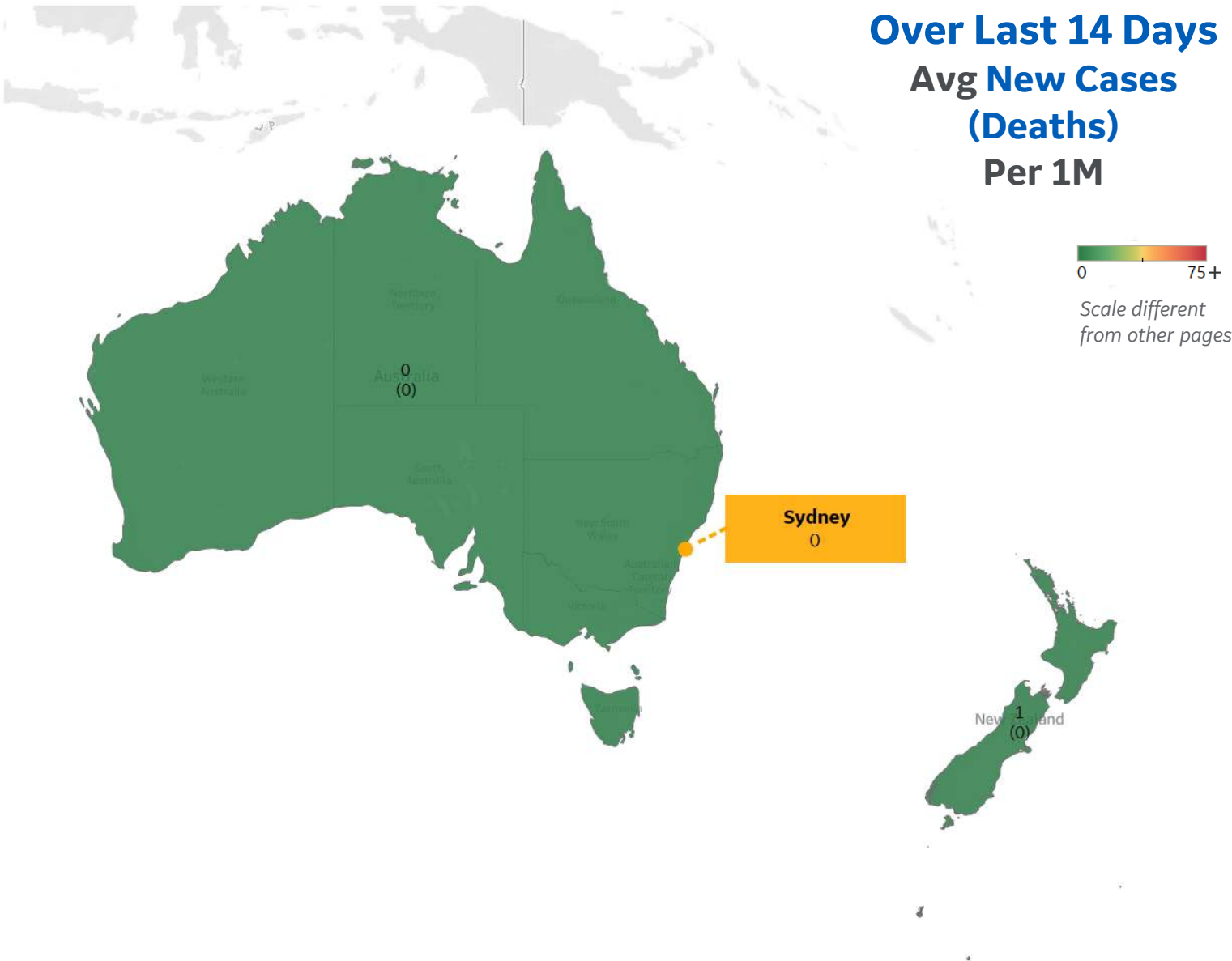
	Today	Change
Active Cases	48	-0.1%
Confirmed	1 new	+0.05%
Deaths	0 new	+0%
Recovered	0 new	+0%

Most Daily New Cases / 1M

New Zealand	1
Australia	0

* Excludes regions with population < 1M

Over Last 14 Days Avg New Cases (Deaths) Per 1M





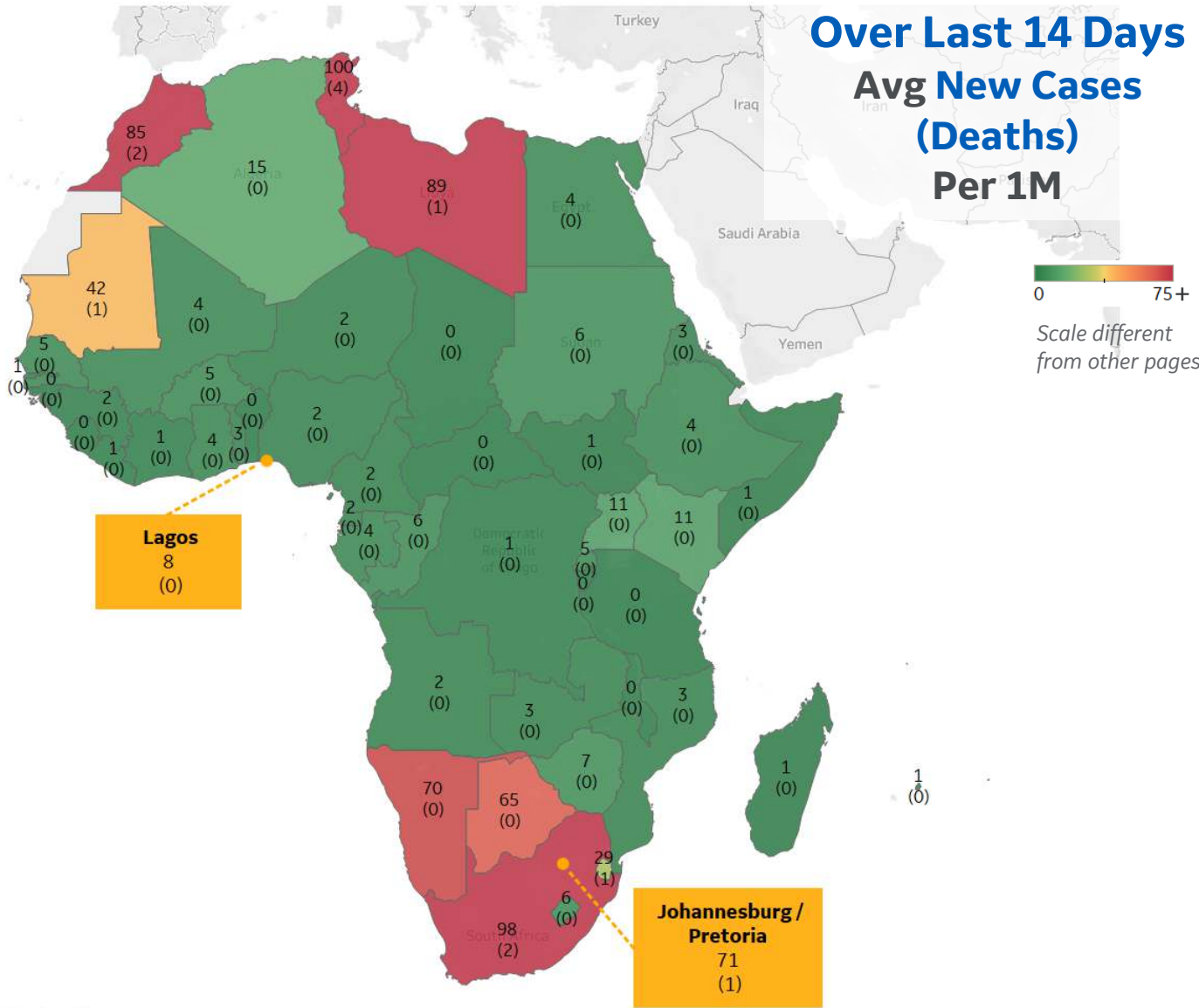
Per 1M in Region

	Today	Change
Active Cases	236	+1.4%
Confirmed	14 new	+0.8%
Deaths	0.3 new	+0.8%
Recovered	9 new	+0.6%

Most Daily New Cases / 1M

Tunisia	100
South Africa	98
Libya	89
Morocco	85
Namibia	70
Botswana	65
Mauritania	42
Eswatini	29
Algeria	15
Uganda	11

* Excludes regions with population < 1M





Sources



** Per 1M = Per 1 Million Population unless otherwise noted

Johns Hopkins Coronavirus Resource Center:

<https://coronavirus.jhu.edu/map.html>

Worldometer Coronavirus Reporting:

<https://www.worldometers.info/coronavirus/>

Public Health England:

<https://www.gov.uk/government/publications/covid-19-track-coronavirus-cases>

US Department of Homeland Security, Homeland Infrastructure Foundation-Level Data:

<https://hifld-geoplatform.opendata.arcgis.com/datasets/hospitals>

City of New York, NYC Health:

<https://www1.nyc.gov/site/doh/covid/covid-19-data.page>

Chicago Coronavirus Latest Data:

<https://www.chicago.gov/city/en/sites/covid-19/home/latest-data.html>

National Health Commission of the PRC:

<http://www.nhc.gov.cn/xcs/yqtb/202003/bf66696029ba420098164607240074f8.shtml>

Korean Centers for Disease Control and Prevention:

http://www.cdc.go.kr/cdc_eng/

CDC, Severe Outcomes Among Patients with Coronavirus Disease 2019 (COVID-19):

<https://www.cdc.gov/mmwr/volumes/69/wr/mm6912e2.htm>

Italian Department of Civil Protection, COVID Monitoring:

<http://opendatadpc.maps.arcgis.com/apps/opsdashboard/index.html#/b0c68bce2cce478eaac82fe38d4138b1>

The COVID Tracking Project:

<https://covidtracking.com/data/>

UK Office for National Statistics:

<https://www.ons.gov.uk/peoplepopulationandcommunity/birthsdeathsandmarriages/deaths/bulletins/deathsregisteredweeklyinenglandandwalesprovisional/weekending24april2020>

COVID-19 Information for Switzerland:

<https://www.corona-data.ch/>

The COVID Tracking Project:

<https://covidtracking.com/data/api>

European Centre for Disease Prevention and Control:

<https://www.ecdc.europa.eu/en/publications-data/download-data-hospital-and-icu-admission-rates-and-current-occupancy-covid-19>

Worldwide Survival Rate, last 30d calculation =

$$\frac{[(Total\ Confirmed - Total\ Confirmed\ 30d\ ago) - (Total\ Deaths - Total\ Deaths\ 30d\ ago)]}{(Total\ Confirmed - Total\ Confirmed\ 30d\ ago)}$$

Provincial Health Services Authority of Canada. BC Center for Disease Control:

<http://www.bccdc.ca/about/news-stories/stories/2020/information-on-novel-coronavirus>

Secretary of Health, Mexico:

<https://www.gob.mx/salud/en>

OECD Economic Outlooks, Statistics:

https://www.oecd-ilibrary.org/economics/data/oecd-economic-outlook-statistics-and-projections_eo-data-en

Public Health Authority of Sweden:

<https://www.folkhalsomyndigheten.se/smittskydd-beredskap/utbrott/aktuella-utbrott/covid-19/bekraftade-fall-i-sverige>

CDC:

<https://www.cdc.gov/covid-data-tracker/index.html#demographics>

CDC Provisional COVID19 Deaths Counts

<https://data.cdc.gov/NCHS/Provisional-COVID-19-Death-Counts-by-Sex-Age-and-S/9bhg-hcku>

Canada Regional Data:

<https://health-infobase.canada.ca/covid-19/epidemiological-summary-covid-19-cases.html#fn1>

Canada Regional Populations (Q4 2019):

<https://www150.statcan.gc.ca/t1/tbl1/en/tv.action?pid=1710000901>