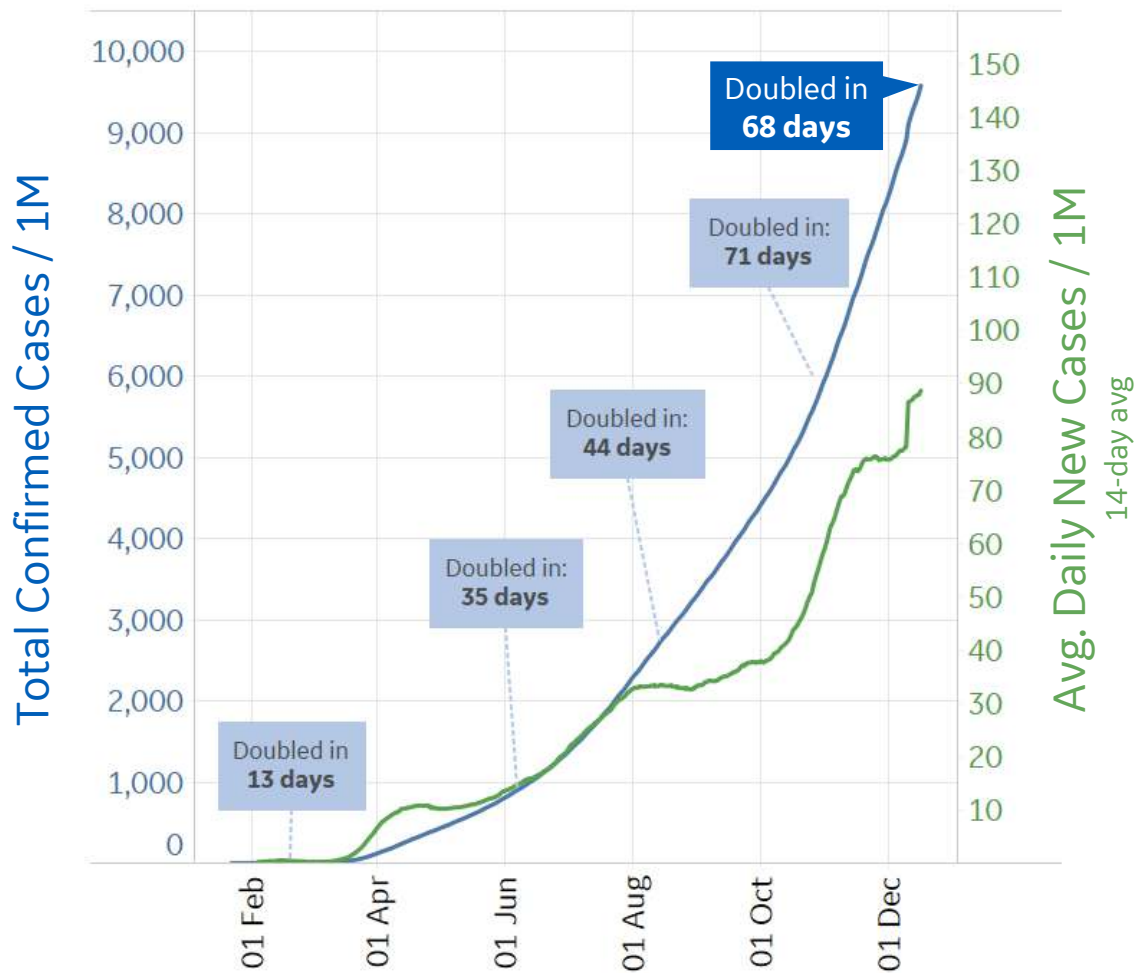




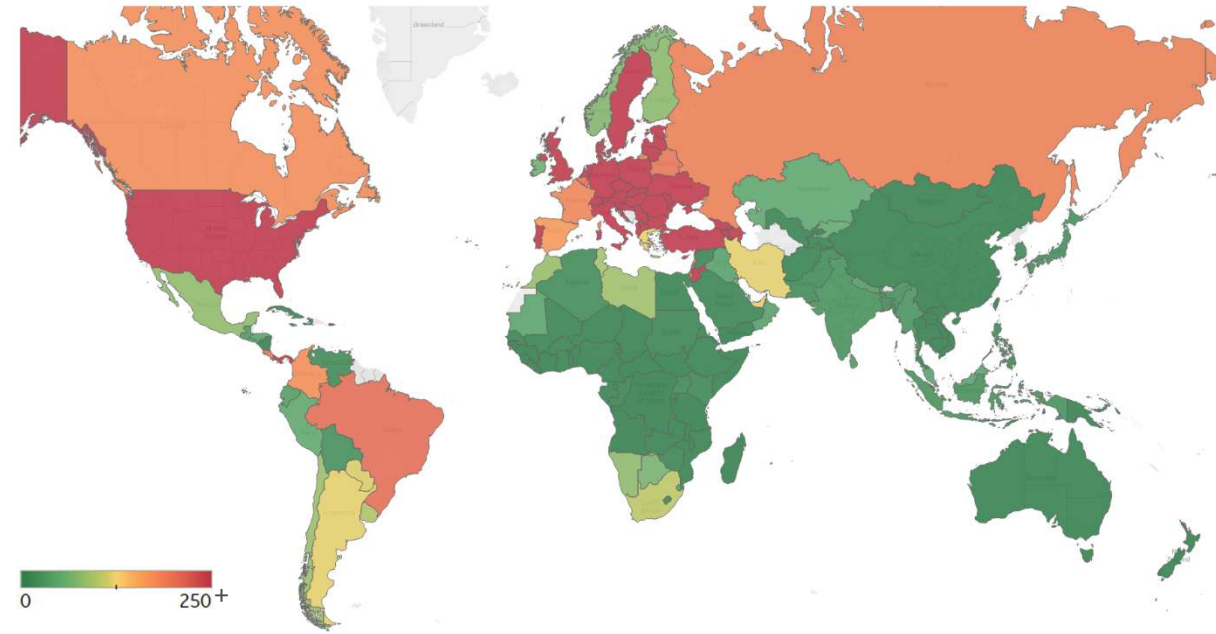
Global Confirmed & Active Cases

Trend since 22 Jan



Avg. Daily New Cases / 1M

Over the last 14 days



Per 1M:	New Today	Change from 30 days ago
Active	46	+66%
Confirmed	95	+35%
Deaths	2	+24%
Recovered	47	+19%
	To Date	Last 30 Days
Worldwide Survival Rate	97.8%	98.3%

Worldwide Survival Rate = (Confirmed - Deaths) / (Confirmed) in a given time period



New Confirmed Cases & New Deaths

Key

World

North America

Europe

Middle East

Cent & South America

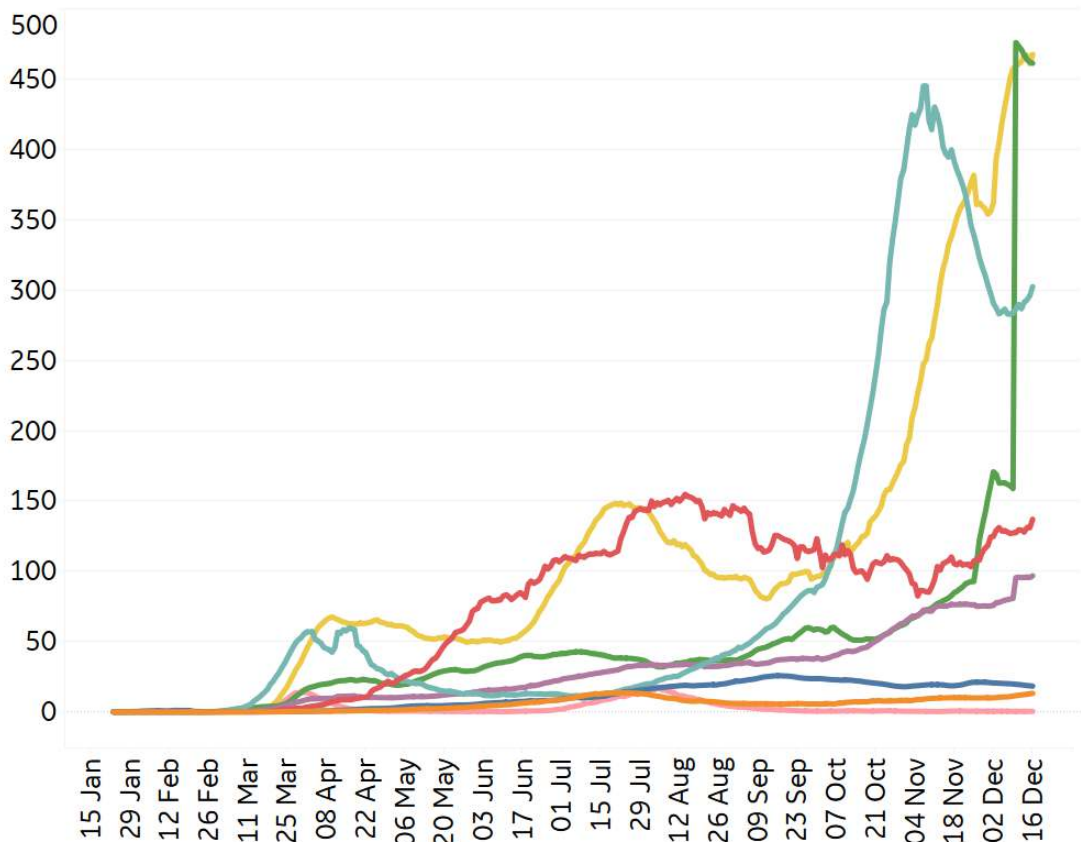
Asia

Africa

Oceania

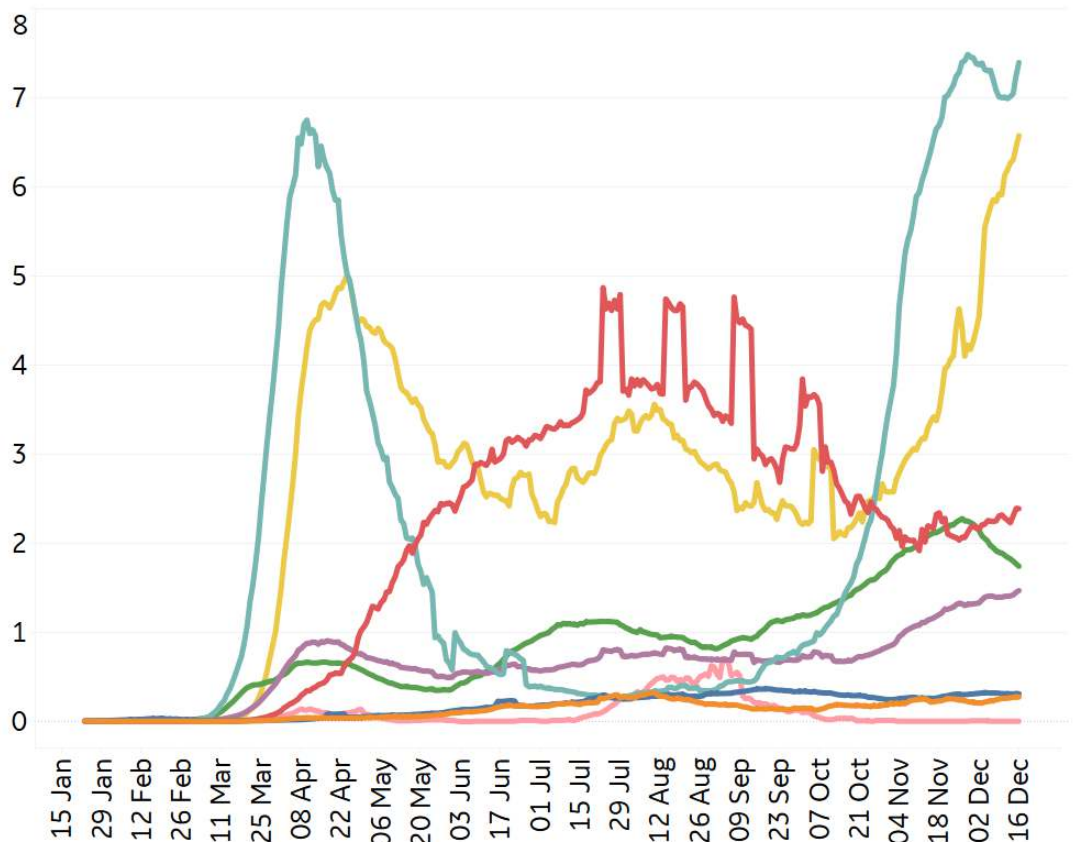
New Confirmed Cases / 1M

7-day rolling average



New Deaths / 1M

7-day rolling average



Large jump in Middle East confirmed cases due to a 218% increase in **Turkey's cases from 29 Nov to 13 Dec*



Top 50 Countries: Per 1M



1 - 25

	Average over last 7 days		Total Since 22 Jan			Change from 14d Ago in 14 day avg of daily new	
	New Confirmed	New Deaths	Total Confirmed	Total Recovered	Total Deaths	Confirmed	Deaths
Belgium	215	8	53,070	N/A**	1,577	-10%	-28%
Peru	41	2	29,908	28,028	1,115	-5%	21%
Italy	279	11	31,229	19,449	1,100	-33%	-3%
Bos. and Herz.	258	16	31,465	20,801	1,070	-13%	8%
Slovenia	710	20	48,294	37,256	1,053	1%	2%
North Macedo..	387	12	36,286	24,716	1,053	-16%	-14%
Spain	187	5	37,927	3,216	1,039	-23%	-25%
UK	310	6	28,264	N/A**	967	11%	-9%
US	652	8	51,251	N/A**	929	25%	48%
Czechia	497	10	55,481	48,410	923	6%	-23%
Argentina	132	4	33,566	29,824	915	-24%	-21%
France	187	6	37,766	2,850	911	-9%	-22%
Bulgaria	303	19	26,804	13,026	892	-17%	2%
Brazil	210	3	33,123	29,353	864	23%	31%
Armenia	297	8	50,694	43,430	863	-23%	-16%
Chile	89	2	30,170	28,764	835	18%	-4%
Panama	562	6	46,340	38,612	797	57%	57%
Colombia	181	4	28,626	26,260	777	6%	-4%
Sweden	619	7	34,516	N/A**	773	18%	27%
Hungary	429	16	29,871	8,689	764	-7%	27%
Switzerland	508	11	45,577	35,992	737	7%	4%
EU	295	8	30,657	13,062	726	-10%	-2%
Romania	295	8	29,720	24,405	721	-13%	-2%
Croatia	824	18	44,588	38,432	699	9%	25%
Kosovo	237	6	25,741	18,943	664	-17%	20%

26 - 50

	Average over last 7 days		Total Since 22 Jan			Change from 14d Ago in 14 day avg of daily new	
	New Confirmed	New Deaths	Total Confirmed	Total Recovered	Total Deaths	Confirmed	Deaths
Moldova	331	6	32,308	27,932	657	9%	13%
Poland	270	10	30,647	23,586	632	-39%	-16%
Netherlands	529	3	37,939	N/A**	603	50%	-8%
Portugal	367	9	35,138	27,825	570	-20%	15%
Austria	307	11	36,679	32,315	529	-40%	-5%
Georgia	860	11	49,731	41,934	482	2%	10%
Costa Rica	184	3	30,479	24,135	386	-3%	51%
Ukraine	252	5	21,613	12,706	373	-13%	17%
Israel	244	2	42,174	39,422	351	87%	28%
Jordan	243	4	26,226	22,569	340	-36%	-31%
Lithuania	1,013	11	36,686	15,935	333	58%	98%
Russia	186	4	18,563	14,773	329	9%	12%
Oman	38	1	24,837	23,251	290	-11%	-29%
Serbia	667	6	32,344	N/A**	284	-2%	25%
Slovakia	452	6	25,476	18,606	240	55%	29%
West Bank an..	394	5	25,302	19,906	229	6%	64%
Kuwait	59	0	34,415	33,464	214	-25%	24%
Bahrain	93	0	52,657	51,535	205	12%	100%
Turkey	1,699	3	22,862	20,051	203	346%	30%
Azerbaijan	406	4	18,476	12,117	202	20%	32%
Lebanon	220	2	22,113	15,267	181	-8%	-12%
Denmark	553	2	20,774	14,559	168	105%	50%
Qatar	53	0	49,085	48,261	84	-23%	-25%
UAE	121	0	19,063	16,759	63	-1%	21%
Total World	97	1	9,580	5,419	213	17%	8%

*Change from 14d ago:
Compares 14d-avgs. of Daily New Cases/Deaths today with 14d-avgs. from 14d ago

In the past 14 days, confirmed cases in **Russia** increased 16% (+2,611 cases per 1M)

Sorted by Total Deaths / 1M
Top 50 countries selected by Cases / 1M
Excluded countries with population < 1M

N/A** due to inconsistent reporting of Recovered Cases



Top 50 Countries: Raw Volume

Updated 17 Dec 2020, 3:30 GMT

4

1 - 25	Average over last 7 days		Total Since 22 Jan			Change from 14d Ago [*] in 14 day avg of daily new	
	New Confirmed	New Deaths	Total Confirmed	Total Recovered	Total Deaths	Confirmed	Deaths
EU	131,228	3,507	13,649,928	5,815,914	323,066	-10%	-2%
US	215,729	2,570	16,964,180	N/A**	307,429	25%	48%
Brazil	44,594	677	7,040,608	6,239,192	183,735	23%	31%
India	27,027	383	9,956,557	9,489,740	144,451	-27%	-18%
Mexico	10,324	588	1,277,499	945,673	115,769	21%	2%
Italy	16,856	685	1,888,144	1,175,901	66,537	-33%	-3%
UK	21,027	422	1,918,736	N/A**	65,618	11%	-9%
France	12,201	389	2,465,126	186,004	59,472	-9%	-22%
Iran	8,351	239	1,131,077	844,430	52,883	-25%	-36%
Spain	8,741	225	1,773,290	150,376	48,596	-23%	-25%
Russia	27,198	539	2,708,940	2,155,842	47,994	9%	12%
Argentina	5,975	163	1,517,046	1,347,914	41,365	-24%	-21%
Colombia	9,209	179	1,456,599	1,336,166	39,560	6%	-4%
Peru	1,358	50	986,130	924,120	36,754	-5%	21%
Germany	24,210	545	1,423,830	1,056,477	24,273	22%	55%
Poland	10,222	393	1,159,901	892,650	23,914	-39%	-16%
South Africa	7,870	179	883,687	774,585	23,827	122%	84%
Indonesia	6,179	154	636,154	521,984	19,248	22%	21%
Belgium	2,488	96	615,058	N/A**	18,278	-10%	-28%
Turkey	143,260	227	1,928,165	1,691,113	17,121	346%	30%
Ukraine	11,032	230	945,218	555,675	16,314	-13%	17%
Chile	1,708	38	576,731	549,852	15,959	18%	-4%
Ecuador	605	14	203,461	177,951	13,915	-32%	-31%
Romania	5,673	149	571,749	469,499	13,862	-13%	-2%
Canada	6,633	115	485,576	397,217	13,815	16%	33%

26 - 50	Average over last 7 days		Total Since 22 Jan			Change from 14d Ago [*] in 14 day avg of daily new	
	New Confirmed	New Deaths	Total Confirmed	Total Recovered	Total Deaths	Confirmed	Deaths
Iraq	1,292	19	578,916	513,405	12,636	-26%	-46%
Netherlands	9,061	59	650,072	N/A**	10,333	50%	-8%
Czechia	5,317	107	594,148	518,423	9,882	6%	-23%
Pakistan	2,749	68	448,522	396,591	9,080	2%	-9%
Philippines	1,261	22	452,988	419,282	8,833	-16%	-17%
Sweden	6,256	72	348,585	N/A**	7,802	18%	27%
Hungary	4,140	157	288,567	83,940	7,381	-7%	27%
Bangladesh	1,677	32	495,841	429,351	7,156	-14%	1%
Morocco	2,684	46	406,970	366,835	6,749	-25%	-21%
Switzerland	4,400	96	394,453	311,500	6,379	7%	4%
Bulgaria	2,108	130	186,246	90,510	6,196	-17%	2%
Saudi Arabia	152	11	360,335	351,192	6,080	-33%	-23%
Portugal	3,746	89	358,296	283,719	5,815	-20%	15%
Austria	2,763	101	330,343	291,042	4,764	-40%	-5%
Jordan	2,481	37	267,585	230,274	3,465	-36%	-31%
Panama	2,424	25	199,947	166,600	3,439	57%	57%
Israel	2,110	14	365,042	341,217	3,034	87%	28%
Japan	2,617	35	187,751	155,391	2,623	15%	107%
Kazakhstan	883	10	188,837	160,889	2,613	-2%	153%
Serbia	5,824	52	282,601	N/A**	2,482	-2%	25%
Azerbaijan	4,112	42	187,336	122,859	2,050	20%	32%
Georgia	3,429	44	198,387	167,281	1,922	2%	10%
Nepal	926	13	250,916	238,569	1,743	-37%	-27%
UAE	1,199	4	188,545	165,749	626	-1%	21%
Total World	749,491	11,360	74,210,350	41,977,327	1,648,956	17%	8%

^{*}Change from 14d ago:
Compares 14d-avgs. of Daily New Cases/Deaths
today with 14d-avgs. from 14d ago

Germany and the **UK** account for 34% of confirmed cases in the **EU** today

Sorted by Raw Total Deaths
Top 50 countries selected by Total Cases
Excluded countries with population < 1M

N/A** due to inconsistent reporting of Recovered Cases



United States: Per 1M



1 - 25

	Average over last 7 days		Total Since 22 Jan			Change from 14d Ago* in 14 day avg of daily new	
	New Confirmed	New Deaths	Total Confirmed	Total Recovered	Total Deaths	Confirmed	Deaths
New Jersey	540	7	46,731	5,595	2,027	22%	75%
New York	525	5	41,358	4,767	1,847	55%	112%
Massachusetts	719	7	44,122	27,163	1,670	82%	65%
North Dakota	476	20	116,376	110,929	1,568	-34%	23%
Connecticut	691	9	44,255	2,749	1,544	49%	35%
Rhode Island	1,067	14	71,939	4,386	1,501	31%	86%
Louisiana	511	8	59,272	50,061	1,491	9%	36%
South Dakota	740	25	104,676	90,788	1,469	-23%	-5%
Mississippi	719	12	62,377	49,885	1,443	48%	77%
Illinois	656	13	68,704	N/A	1,245	-14%	23%
Michigan	492	13	48,345	23,668	1,160	-20%	38%
Iowa	475	28	82,652	63,641	1,062	-36%	100%
Indiana	900	13	65,484	40,885	1,055	9%	27%
Arizona	915	9	58,969	8,751	1,035	52%	111%
Pennsylvania	826	15	41,005	23,936	1,024	54%	101%
DC	354	3	36,276	26,060	1,020	58%	20%
Arkansas	703	14	63,458	55,547	1,019	25%	123%
New Mexico	777	15	59,307	23,659	977	-23%	24%
Georgia	576	4	52,802	N/A	963	62%	32%
Florida	479	5	53,792	N/A	941	21%	37%
S. Carolina	574	5	50,521	25,425	932	84%	36%
Maryland	452	7	39,990	1,483	872	22%	52%
Nevada	824	12	63,016	N/A	861	18%	76%
Texas	527	6	52,920	41,951	859	19%	27%
Alabama	742	6	62,335	37,450	856	46%	34%

26 - 51

	Average over last 7 days		Total Since 22 Jan			Change from 14d Ago* in 14 day avg of daily new	
	New Confirmed	New Deaths	Total Confirmed	Total Recovered	Total Deaths	Confirmed	Deaths
Delaware	812	4	49,220	19,359	855	62%	46%
Tennessee	1,283	10	70,914	60,306	830	69%	53%
Minnesota	575	12	68,517	63,193	822	-31%	29%
Missouri	548	10	58,964	N/A	798	-6%	40%
Montana	603	9	69,841	60,571	782	-25%	-19%
Wisconsin	637	9	82,124	68,541	772	-19%	2%
Kansas	740	15	67,848	1,391	771	-4%	61%
Nebraska	604	11	78,630	44,007	749	-24%	6%
Colorado	605	13	51,525	2,726	722	-14%	78%
Idaho	739	10	70,200	26,899	689	13%	34%
Ohio	790	7	50,027	35,591	665	23%	31%
West Virginia	669	11	37,301	24,858	580	24%	57%
N. Carolina	563	4	43,085	34,827	570	58%	31%
Wyoming	599	7	69,649	64,721	567	-37%	6%
California	938	5	43,241	N/A	552	120%	152%
Oklahoma	803	7	61,974	53,300	538	5%	31%
Virginia	420	4	34,238	3,170	528	48%	56%
Kentucky	689	5	51,636	7,253	506	5%	38%
New Hampshire	614	6	24,588	19,216	460	68%	167%
Washington	285	0	26,930	N/A	399	-1%	-26%
Utah	810	5	75,084	57,001	342	-4%	14%
Oregon	316	5	23,146	1,392	299	5%	87%
Alaska	735	6	58,059	9,794	247	6%	168%
Maine	304	2	12,878	7,923	199	90%	2%
Hawaii	88	1	14,077	8,446	196	16%	62%
Vermont	166	4	9,630	6,051	168	19%	121%

*Change from 14d ago:
Compares 14d-avgs. of Daily New Cases/Deaths
today with 14d-avgs. from 14d ago

In the past 14 days, **New York** saw a 13% increase in cases
(+6,704 per 1M or +130,392 cases)

Sorted by Total Deaths / 1M

N/As due to states revising and updating case counts



United States: Raw Volume

1 - 25

	Average over last 7 days		Total Since 22 Jan			Change from 14d Ago* in 14 day avg of daily new	
	New Confirmed	New Deaths	Total Confirmed	Total Recovered	Total Deaths	Confirmed	Deaths
New York	10,210	99	804,555	92,735	35,927	55%	112%
Texas	15,287	178	1,534,450	1,216,415	24,920	19%	27%
California	37,082	201	1,708,559	N/A	21,817	120%	152%
Florida	10,282	106	1,155,335	N/A	20,204	21%	37%
New Jersey	4,798	66	415,075	49,695	18,003	22%	75%
Illinois	8,310	166	870,600	N/A	15,777	-14%	23%
Pennsylvania	10,574	198	524,940	306,427	13,109	54%	101%
Michigan	4,914	126	482,815	236,369	11,588	-20%	38%
Massachusetts	4,957	50	304,112	187,221	11,513	82%	65%
Georgia	6,120	44	560,619	N/A	10,228	62%	32%
Ohio	9,236	84	584,766	416,028	7,777	23%	31%
Arizona	6,660	64	429,219	63,697	7,530	52%	111%
Indiana	6,062	85	440,850	275,246	7,101	9%	27%
Louisiana	2,376	36	275,545	232,725	6,933	9%	36%
N. Carolina	5,907	45	451,874	365,273	5,979	58%	31%
Tennessee	8,760	71	484,285	411,843	5,668	69%	53%
Connecticut	2,462	32	157,781	9,800	5,506	49%	35%
Maryland	2,731	44	241,767	8,966	5,270	22%	52%
Missouri	3,365	61	361,888	N/A	4,900	-6%	40%
S. Carolina	2,954	27	260,119	130,905	4,800	84%	36%
Minnesota	3,242	67	386,412	356,384	4,634	-31%	29%
Virginia	3,587	32	292,240	27,060	4,508	48%	56%
Wisconsin	3,712	50	478,162	399,073	4,493	-19%	2%
Mississippi	2,139	36	185,643	148,466	4,294	48%	77%
Alabama	3,636	30	305,640	183,625	4,198	46%	34%

26 - 51

	Average over last 7 days		Total Since 22 Jan			Change from 14d Ago* in 14 day avg of daily new	
	New Confirmed	New Deaths	Total Confirmed	Total Recovered	Total Deaths	Confirmed	Deaths
Colorado	3,481	74	296,716	15,696	4,156	-14%	78%
Iowa	1,499	89	260,774	200,792	3,350	-36%	100%
Arkansas	2,122	41	191,504	167,631	3,074	25%	123%
Washington	2,172	4	205,069	N/A	3,042	-1%	-26%
Nevada	2,538	38	194,098	N/A	2,651	18%	76%
Kentucky	3,080	21	230,692	32,402	2,262	5%	38%
Kansas	2,154	44	197,662	4,051	2,247	-4%	61%
Oklahoma	3,177	26	245,229	210,907	2,128	5%	31%
New Mexico	1,630	32	124,357	49,609	2,049	-23%	24%
Rhode Island	1,130	15	76,209	4,646	1,590	31%	86%
Nebraska	1,168	22	152,103	85,127	1,448	-24%	6%
South Dakota	654	22	92,603	80,316	1,300	-23%	-5%
Oregon	1,334	22	97,622	5,870	1,262	5%	87%
Idaho	1,321	18	125,452	48,070	1,231	13%	34%
North Dakota	362	16	88,686	84,535	1,195	-34%	23%
Utah	2,596	14	240,715	182,744	1,096	-4%	14%
West Virginia	1,198	20	66,849	44,550	1,039	24%	57%
Montana	644	9	74,644	64,737	836	-25%	-19%
Delaware	791	4	47,929	18,851	833	62%	46%
DC	250	2	25,602	18,392	720	58%	20%
New Hampshire	834	8	33,433	26,128	625	68%	167%
Wyoming	346	4	40,310	37,458	328	-37%	6%
Hawaii	125	2	19,931	11,958	278	16%	62%
Maine	408	3	17,311	10,650	267	90%	2%
Alaska	538	4	42,473	7,165	181	6%	168%
Vermont	103	3	6,009	3,776	105	19%	121%

*Change from 14d ago:
Compares 14d-avgs. of Daily New Cases/Deaths
today with 14d-avgs. from 14d ago

California has reported more than 20K new cases every day since 7 Dec

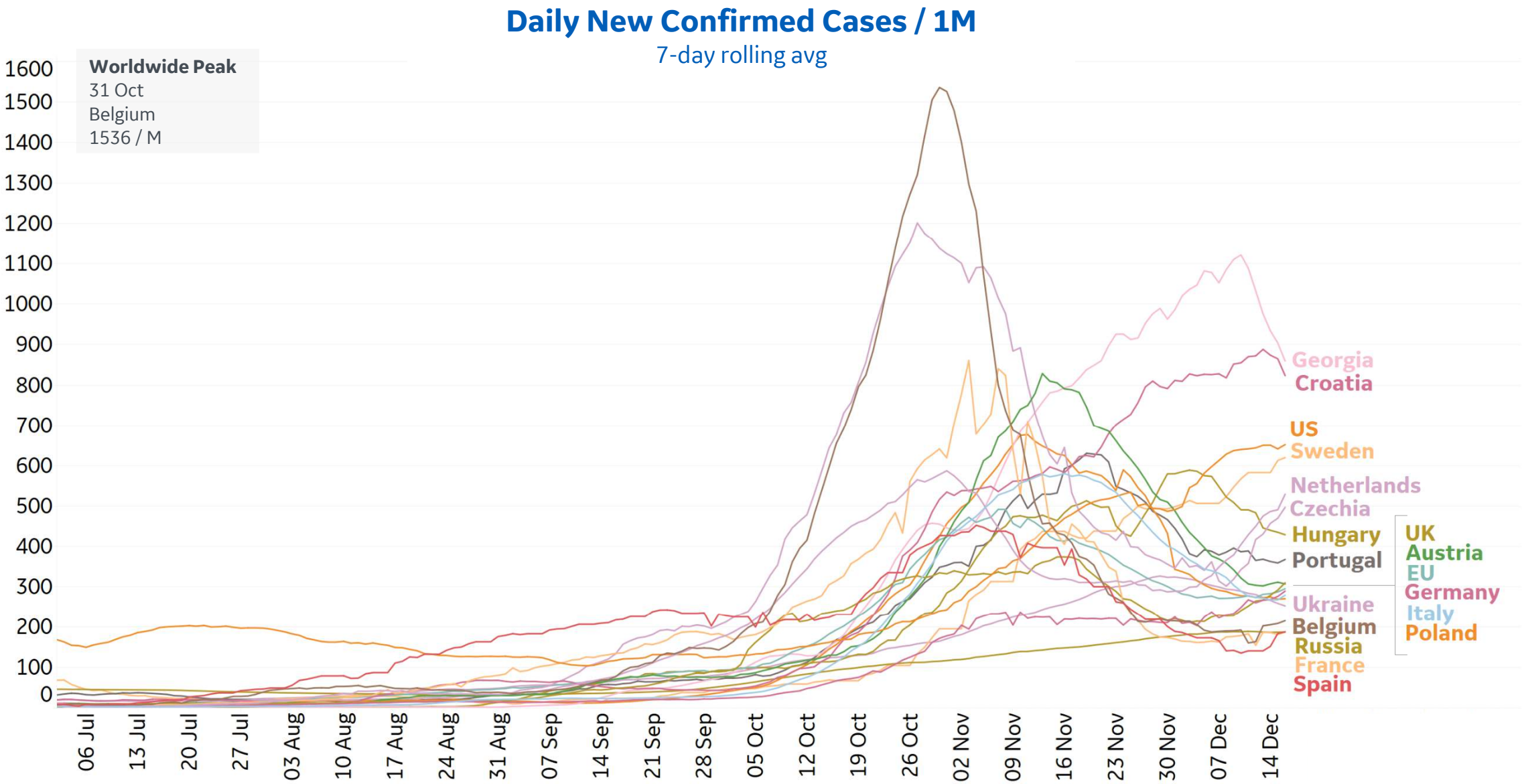
Sorted by Raw Total Deaths

N/As due to states revising and updating case counts



New Confirmed Cases in Select Countries

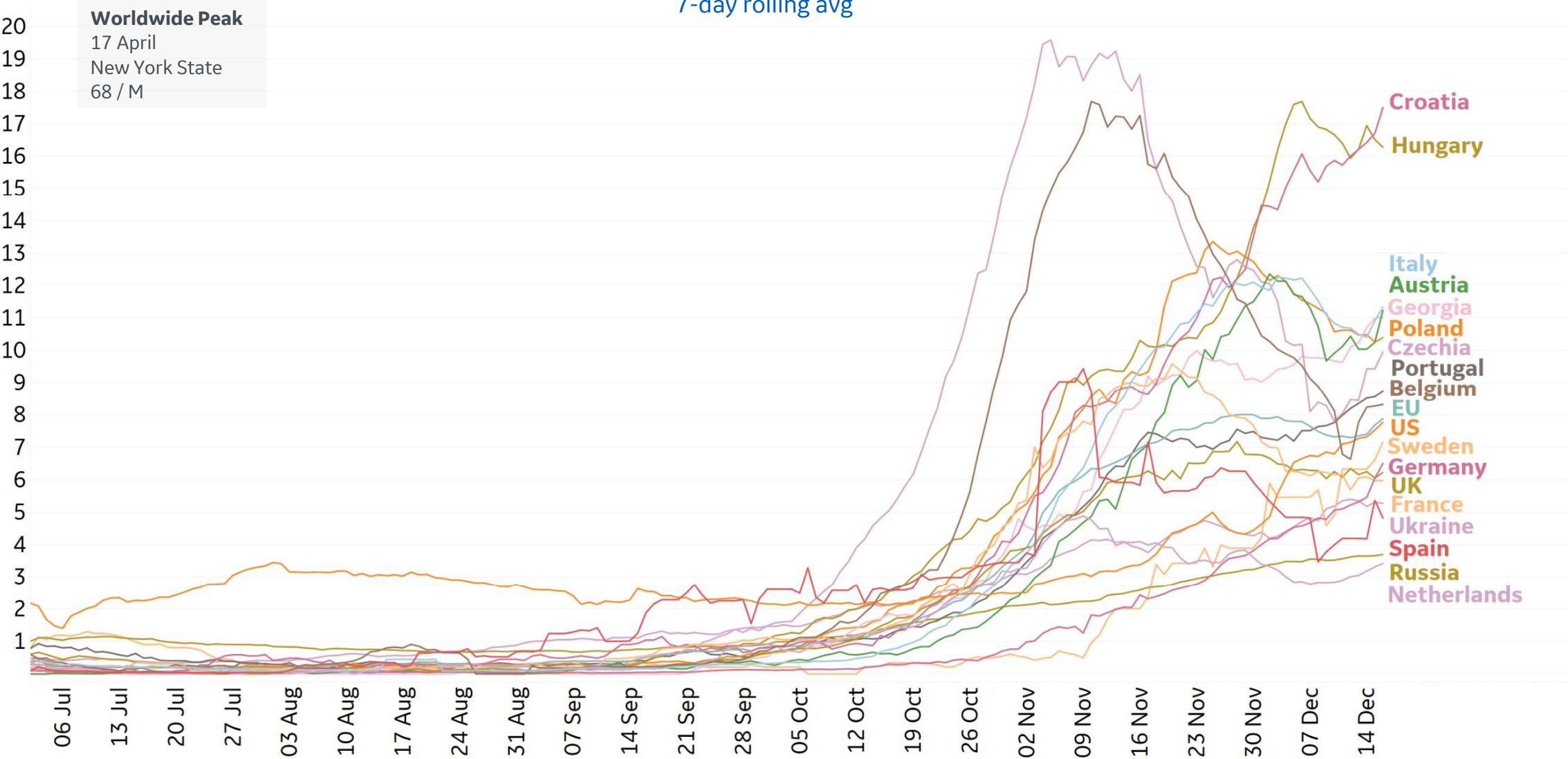
Updated 17 Dec 2020, 3:30 GMT 7





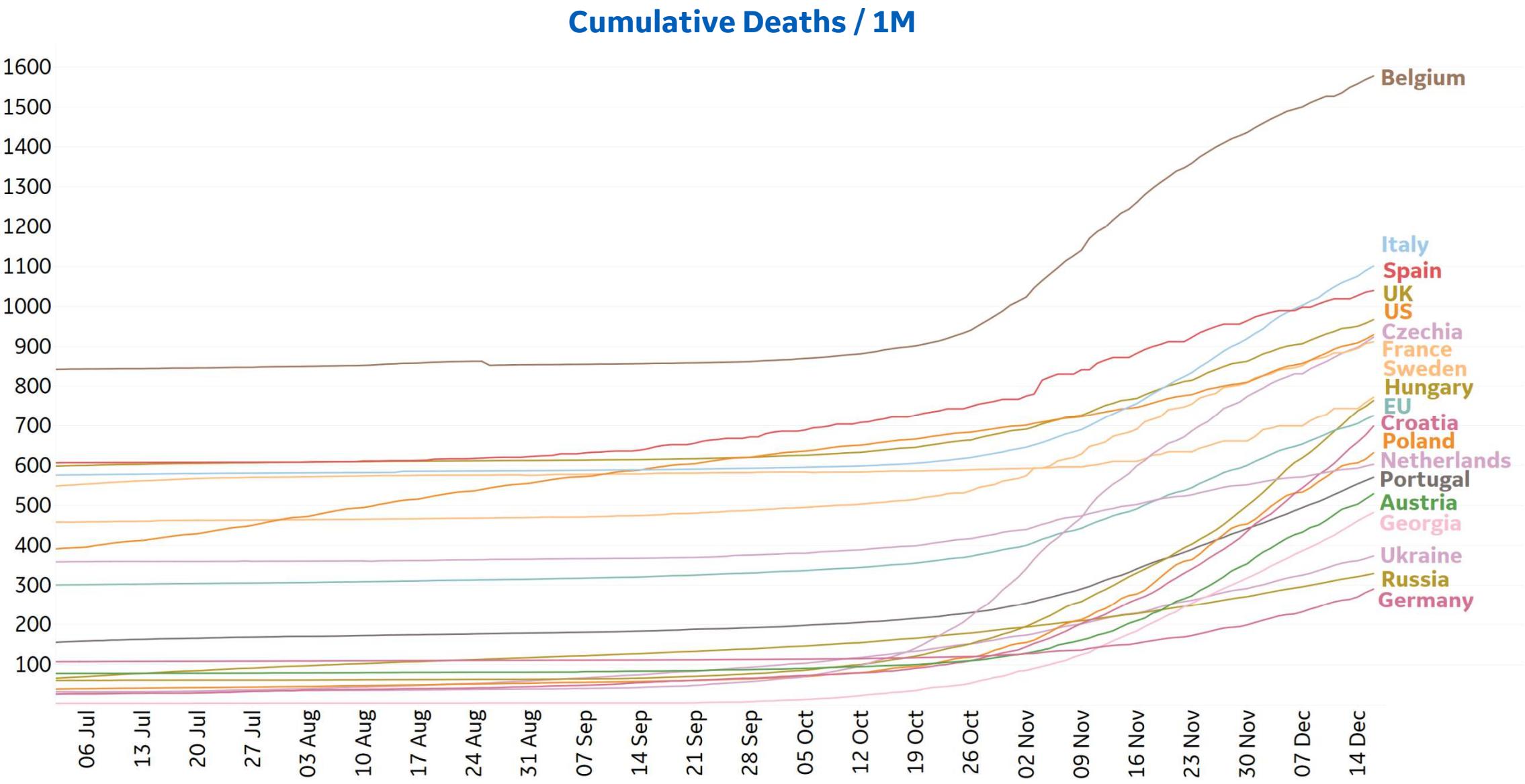
New Deaths in Select Countries

Daily New Deaths / 1M
7-day rolling avg



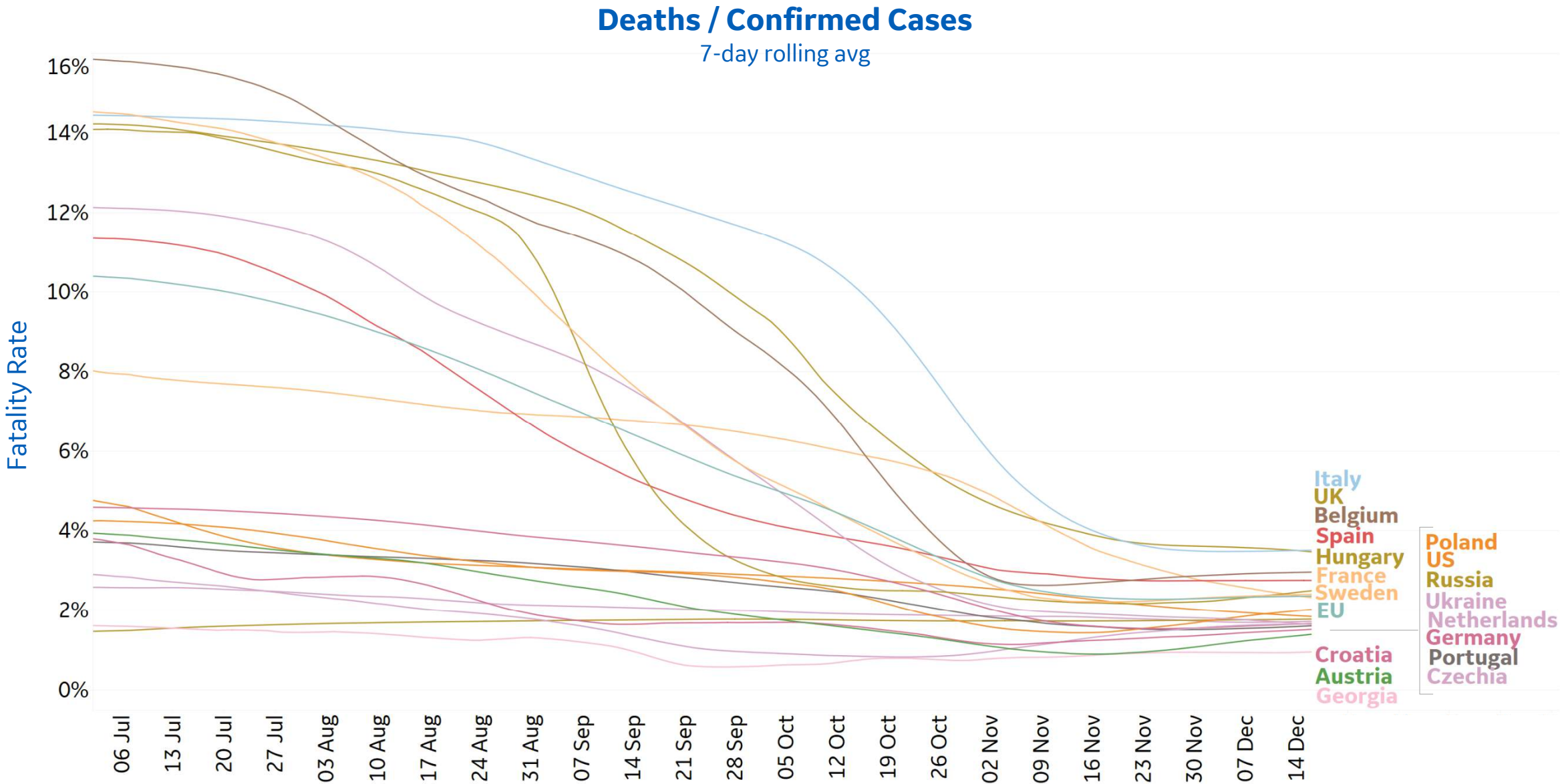


Cumulative Deaths in Select Countries





Fatality Rate in Select Countries



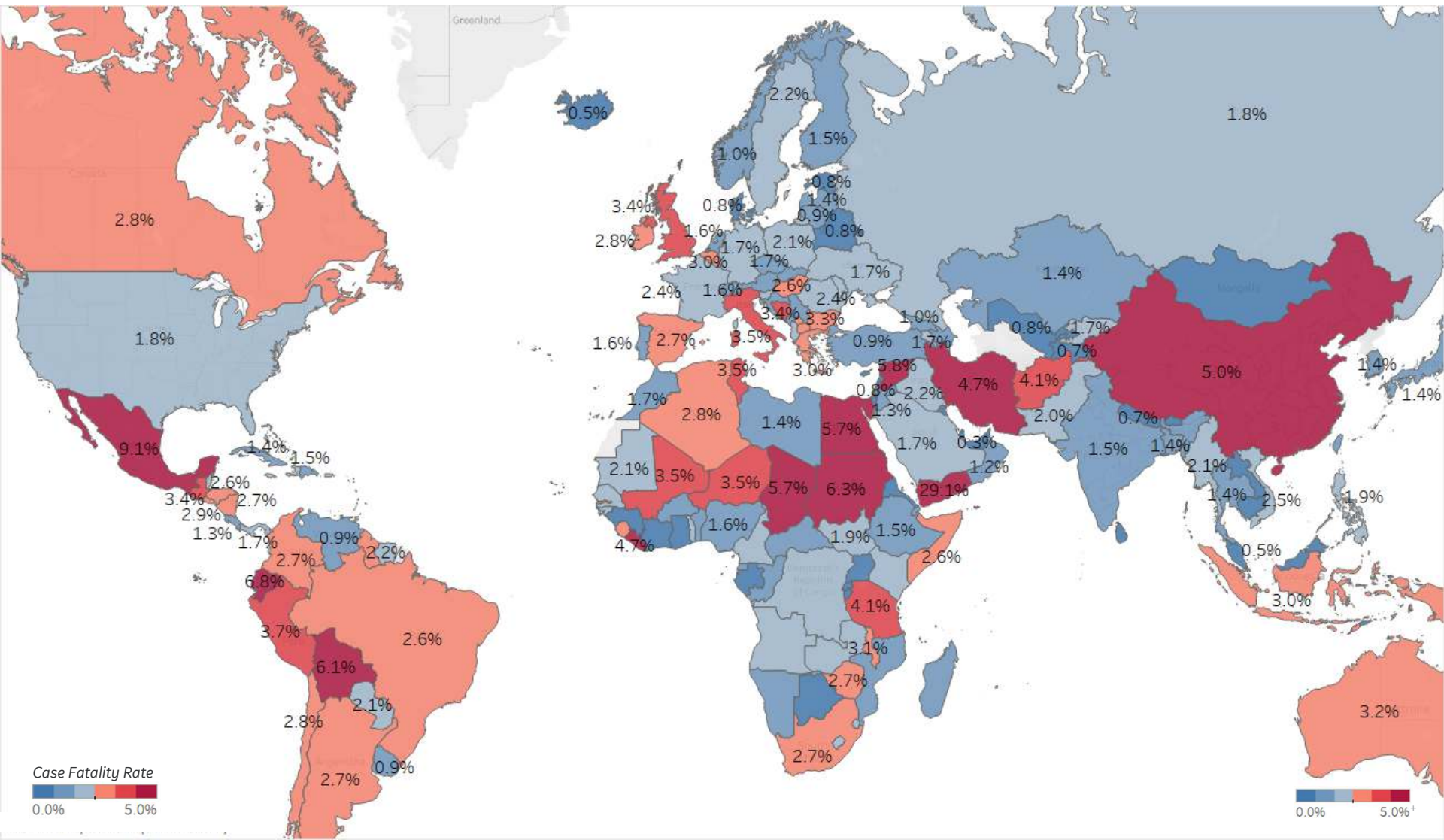


Feature: Country Case Fatality Rates

Updated 17 Dec 2020, 3:30 GMT 11

Individual Country Case Fatality Rates, to date

Top 36 Countries by Case Fatality Rate *Excludes Countries with Population < 1M*



Country	Case Fatality Rate, to date
---------	-----------------------------

Yemen	29.1%
Mexico	9.1%
Ecuador	6.9%
Sudan	6.3%
Bolivia	6.1%
Syria	5.7%
Chad	5.7%
Egypt	5.7%
China	5.0%
Liberia	5.0%
Iran	4.7%
Tanzania	4.1%
Afghanistan	4.1%
Peru	3.7%
Italy	3.5%
Tunisia	3.5%
Mali	3.5%
Niger	3.5%
Guatemala	3.4%
UK	3.4%
Bosnia & Herzego..	3.4%
Bulgaria	3.3%
Gambia	3.2%
Australia	3.2%
Malawi	3.1%
Sierra Leone	3.1%
Indonesia	3.0%
Greece	3.0%
Belgium	3.0%
North Macedonia	2.9%
El Salvador	2.9%
Canada	2.9%
Algeria	2.8%
Ireland	2.8%
Chile	2.8%
Nicaragua	2.8%

*Country Case Fatality Rate = (Total Cases - Total Deaths) / (Total Cases)



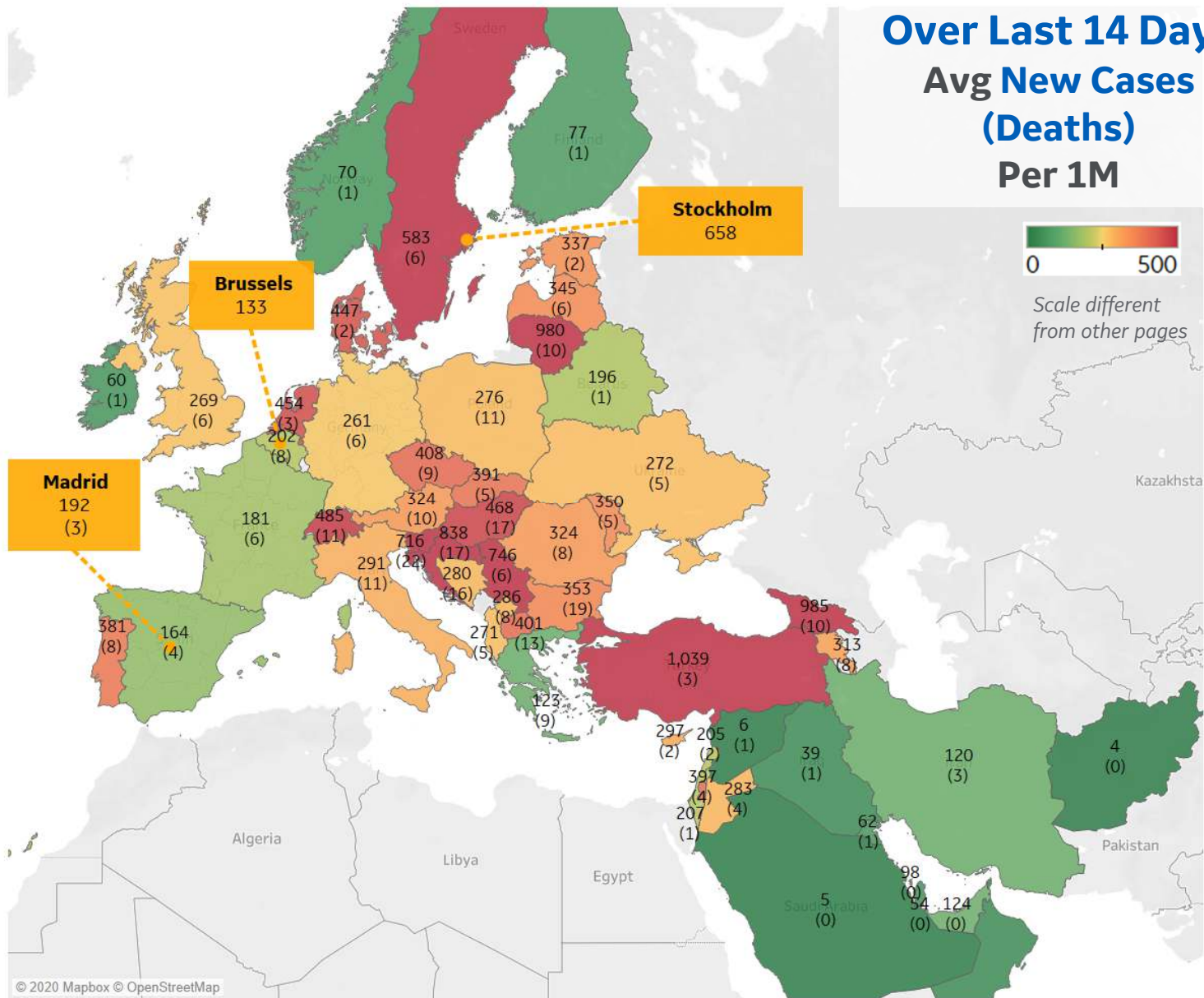
Per 1M in Region

	Today	Change
Active Cases	11,374	+0.8%
Confirmed	282 new	+1.2%
Deaths	6 new	+1.1%
Recovered	191 new	+1.5%

Most Daily New Cases / 1M

Turkey	1,039
Georgia	985
Lithuania	980
Croatia	838
Serbia	746
Slovenia	716
Sweden	583
Switzerland	485
Hungary	468
Netherlands	454

* Excludes regions with population < 1M





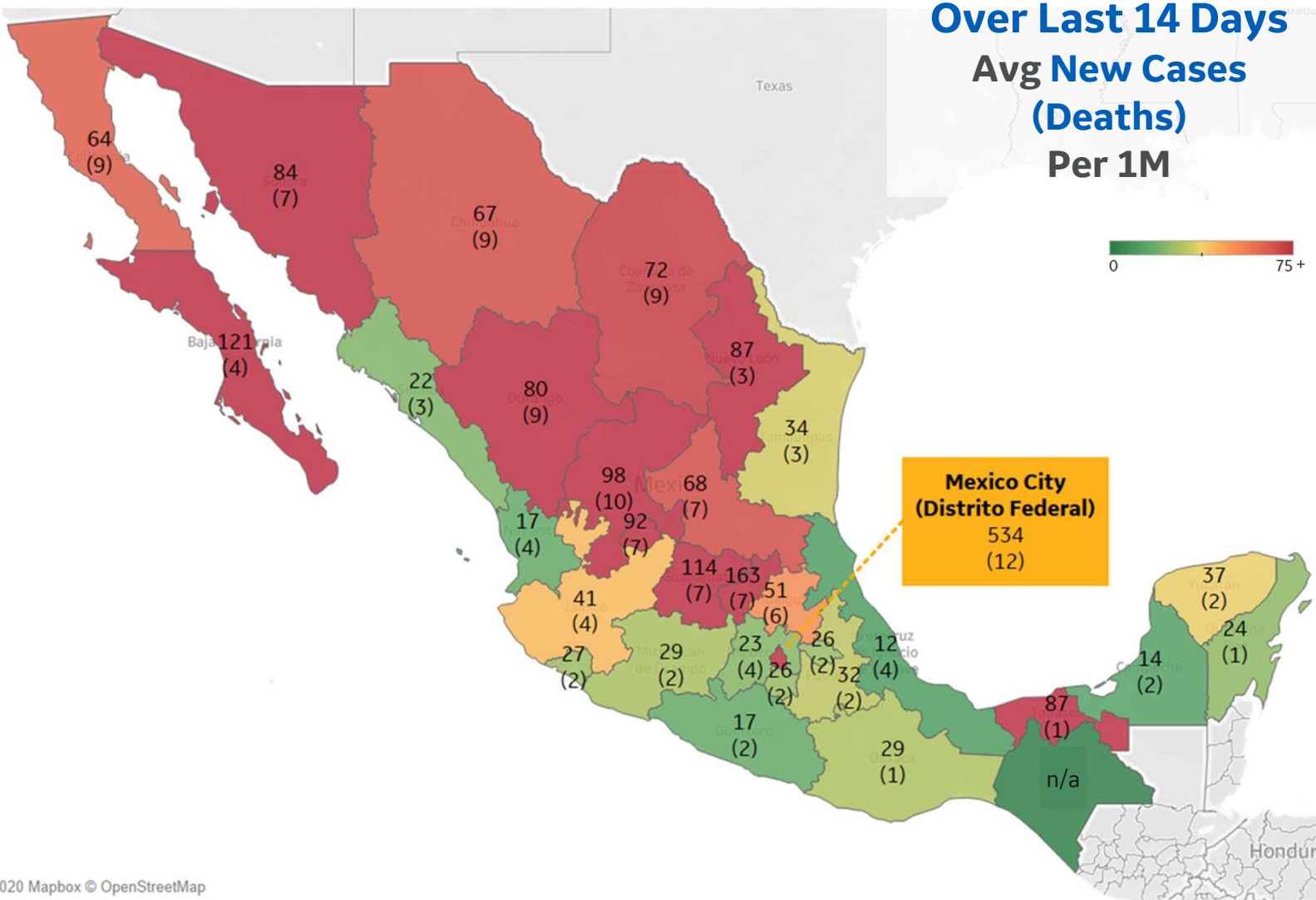
Mexico

Per 1M in Region

	Today	Change
Active Cases	1,676	+1.0%
Confirmed	80 new	+0.8%
Deaths	5 new	+0.6%
Recovered	59 new	+0.8%

Most Daily New Cases / 1M

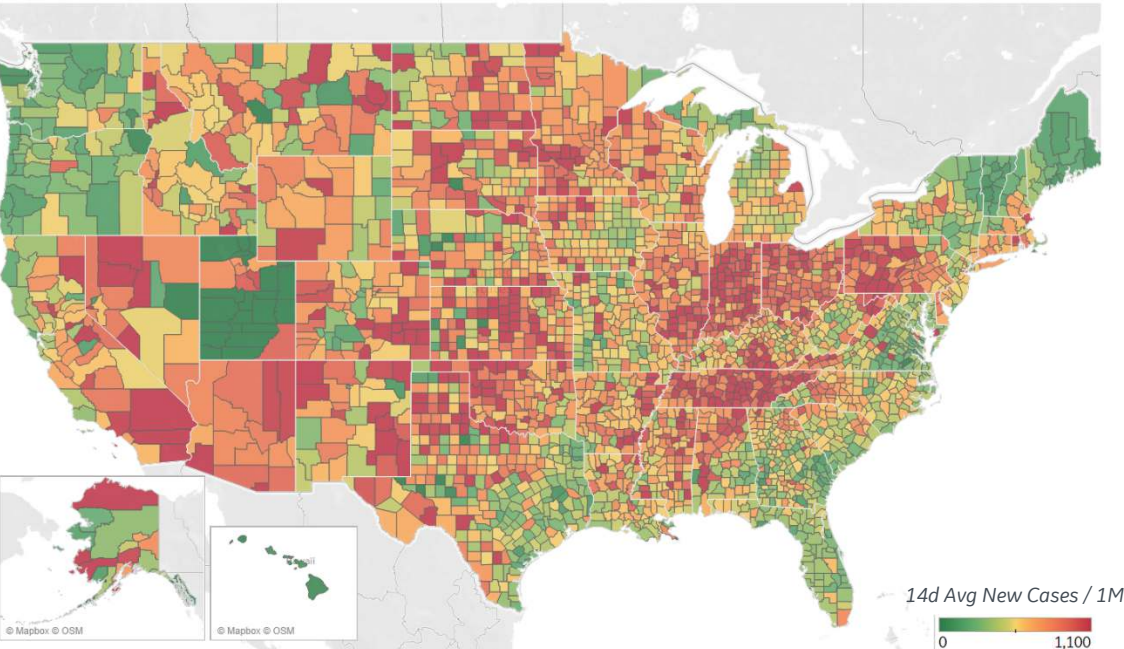
Distrito Federal	534
Querétaro	163
Baja California Sur	121
Guanajuato	114
Zacatecas	98
Aguascalientes	92
Nuevo León	87
Tabasco	87
Sonora	84
Nacional	81





US Counties: Recent Cases and Deaths

Average New Cases per 1M Over Last 14 Days

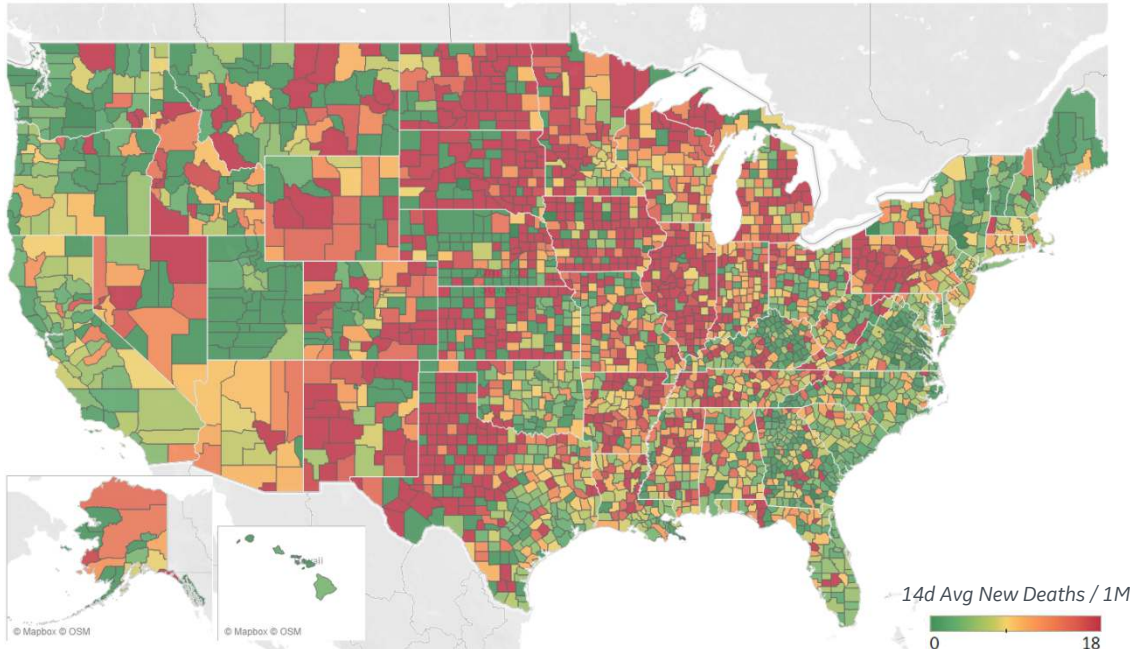


Top 10 by New Confirmed

Avg New Confirmed Cases / 1M

San Bernardino County, CA	1,340
Providence County, RI	1,304
Riverside County, CA	1,252
Westmoreland County, PA	1,127
Rutherford County, TN	1,083
Los Angeles County, CA	1,080
Essex County, MA	1,063
Stark County, OH	1,052
York County, PA	1,037
Lubbock County, TX	1,031

Average New Deaths per 1M Over Last 14 Days



Top 10 by New Deaths

Avg New Deaths/ 1M

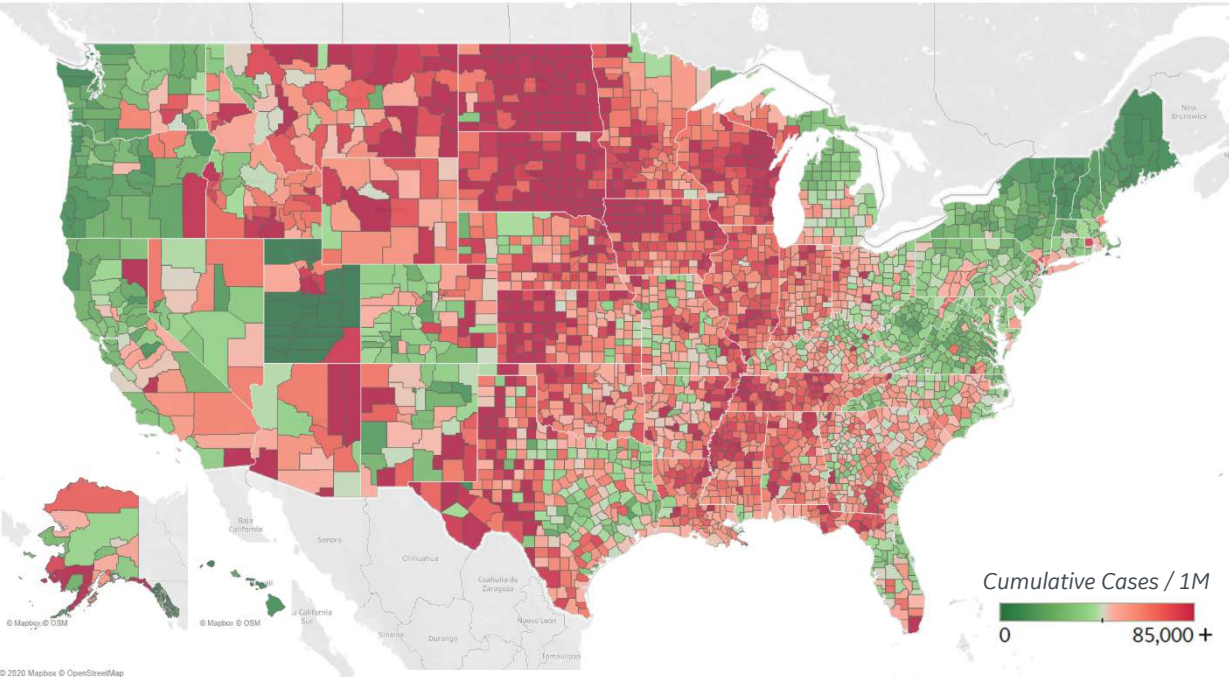
El Paso County, TX	26
Cumberland County, PA	25
Lubbock County, TX	25
Madison County, IL	22
Luzerne County, PA	21
Westmoreland County, PA	20
Erie County, PA	19
Waukesha County, WI	16
El Paso County, CO	16
Genesee County, MI	15

Note: Lists includes counties
≥ 250K population



US Counties: Cumulative Cases and Deaths

Confirmed **Cases** per 1M to date

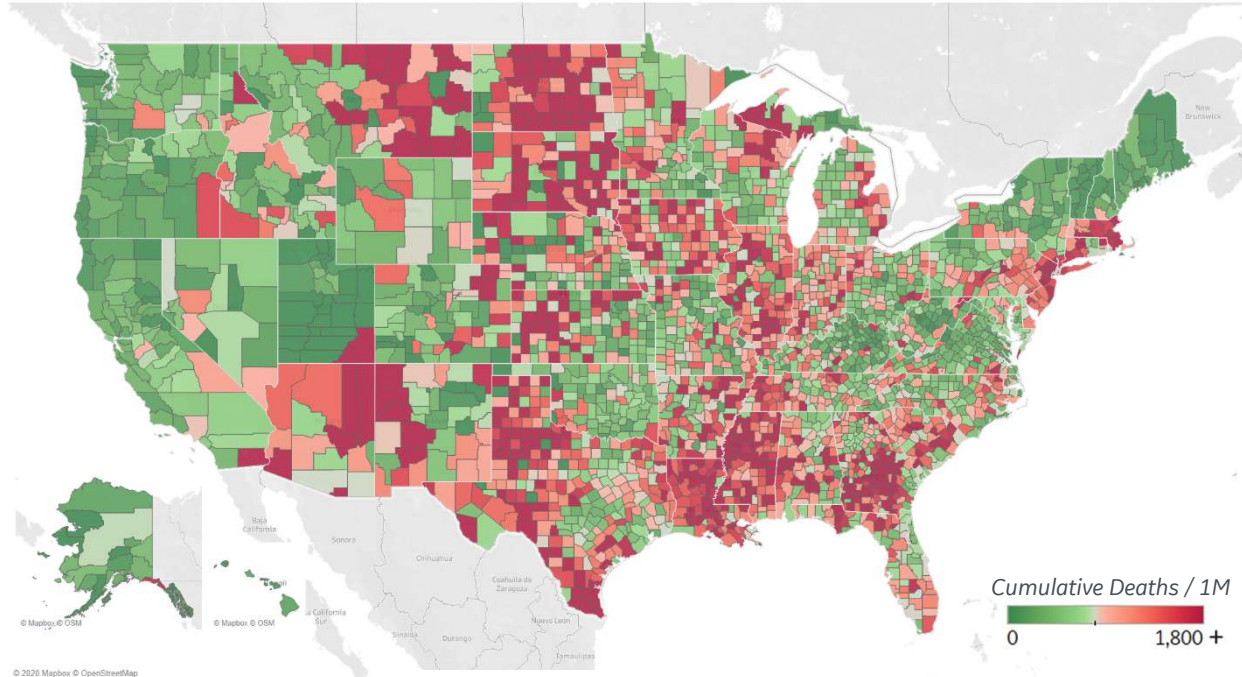


Top 10 Counties

Total Confirmed Cases / 1M

Lubbock County, TX	120,836
El Paso County, TX	111,838
Brown County, WI	98,272
Miami-Dade County, FL	97,416
Utah County, UT	92,662
Milwaukee County, WI	89,520
Douglas County, NE	84,211
Waukesha County, WI	83,724
Webb County, TX	83,610
Salt Lake County, UT	82,656

Reported **Deaths** per 1M to date



Top 10 Counties

Total Reported Deaths / 1M

New York City*	4,550
Essex County, NJ	2,899
Passaic County, NJ	2,750
Cameron County, TX	2,725
Union County, NJ	2,685
Hidalgo County, TX	2,469
Hudson County, NJ	2,452
Bergen County, NJ	2,385
Rockland County, NY	2,250
Hampden County, MA	2,099

Note: Lists includes counties $\geq 250K$ population

* New York City counties aggregated into one reporting area



Per 1M in Region

	Today	Change
Active Cases	1,975	+0.8%
Confirmed	173 new	+1.4%
Deaths	3 new	+0.9%
Recovered	153 new	+1.5%

Most Daily New Cases / 1M

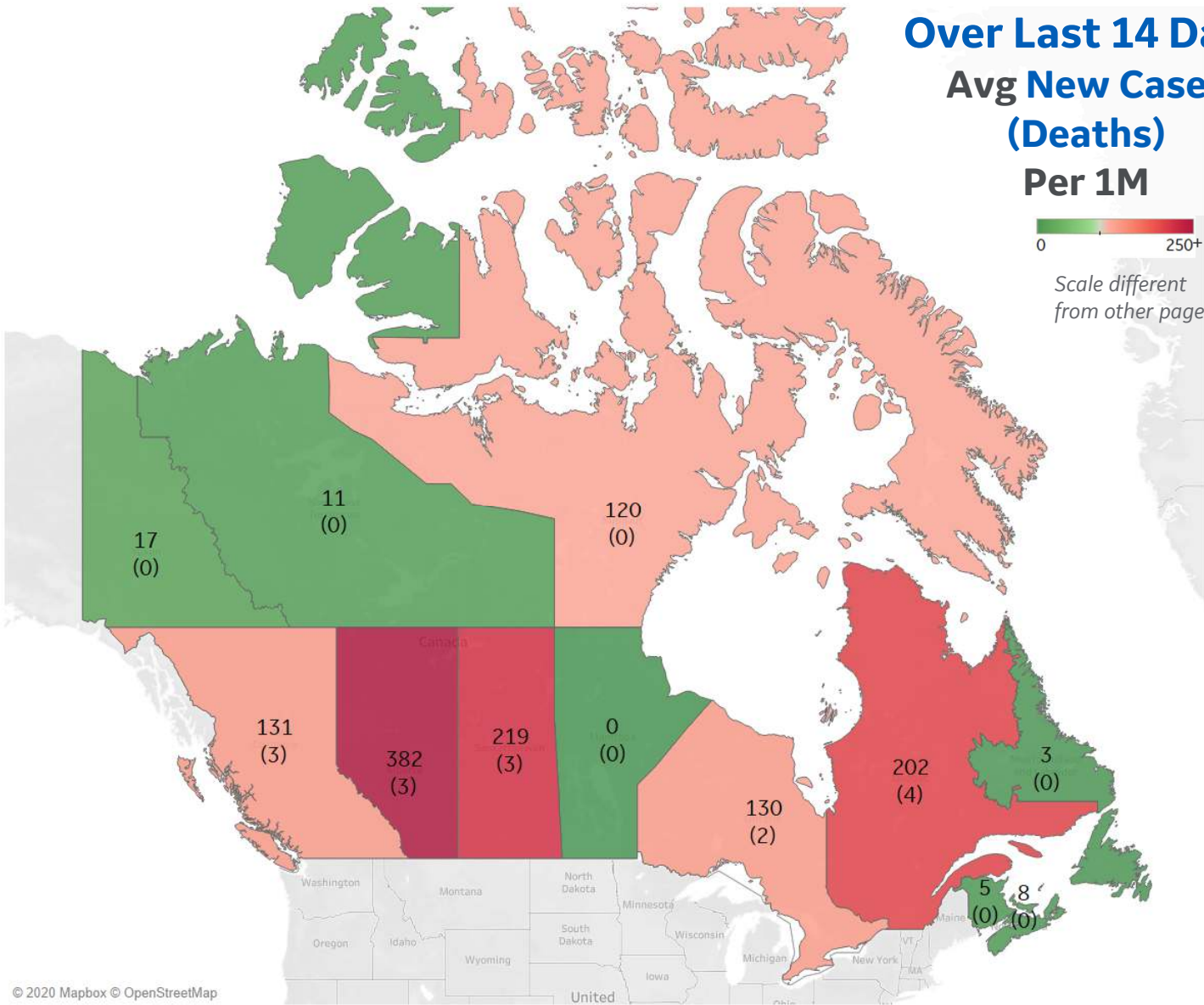
Alberta	382
Saskatchewan	219
Quebec	202
British Columbia	131
Ontario	130

* Excludes regions with population < 1M

Over Last 14 Days Avg New Cases (Deaths) Per 1M



Scale different
from other pages





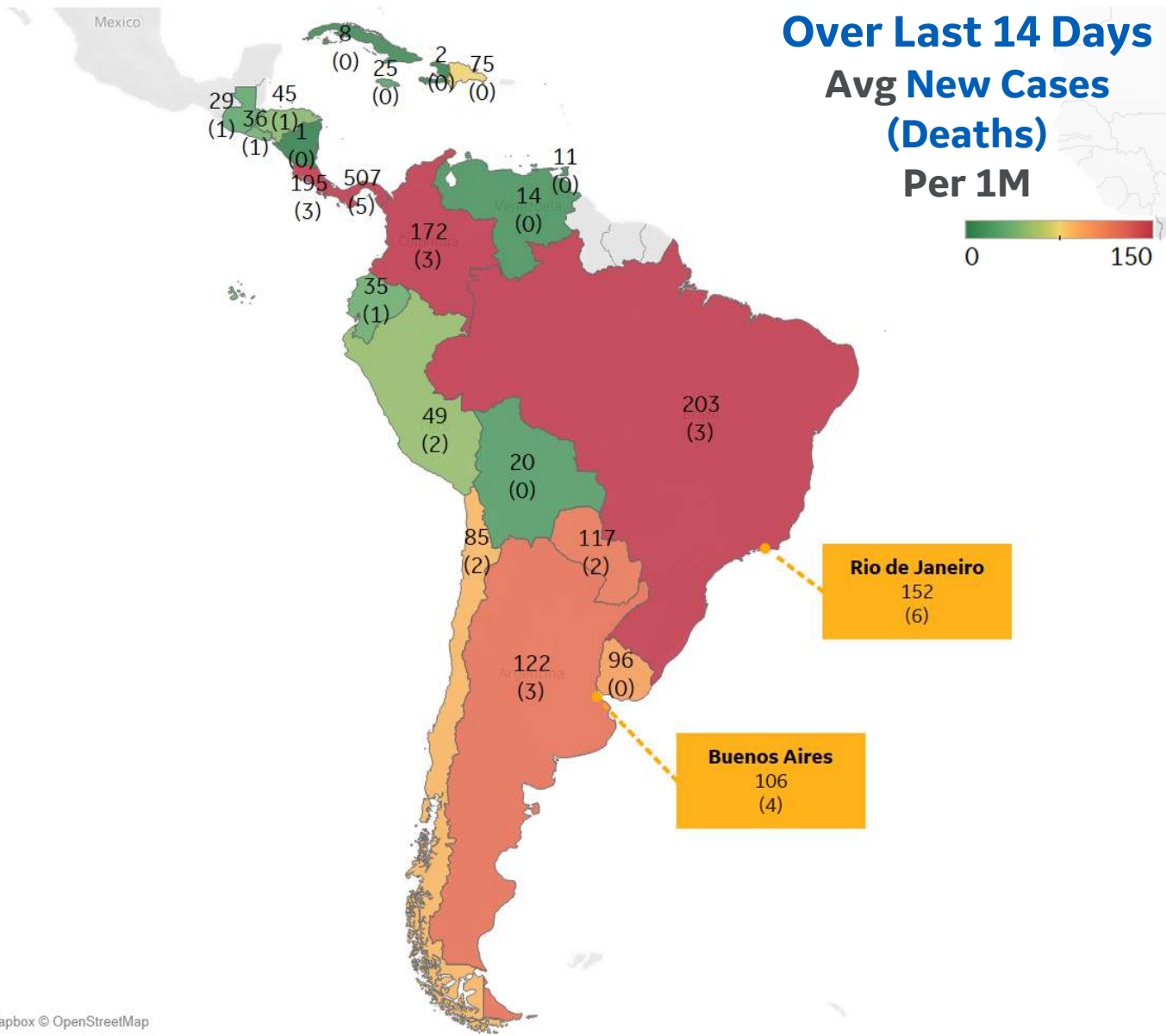
Per 1M in Region

	Today	Change
Active Cases	2,106	+4.0%
Confirmed	193 new	+0.8%
Deaths	3 new	+0.4%
Recovered	110 new	+0.5%

Most Daily New Cases / 1M

Panama	507
Brazil	203
Costa Rica	195
Colombia	172
Argentina	122
Paraguay	117
Uruguay	96
Chile	85
Dom. Rep.	75
Peru	49

* Excludes regions with population < 1M





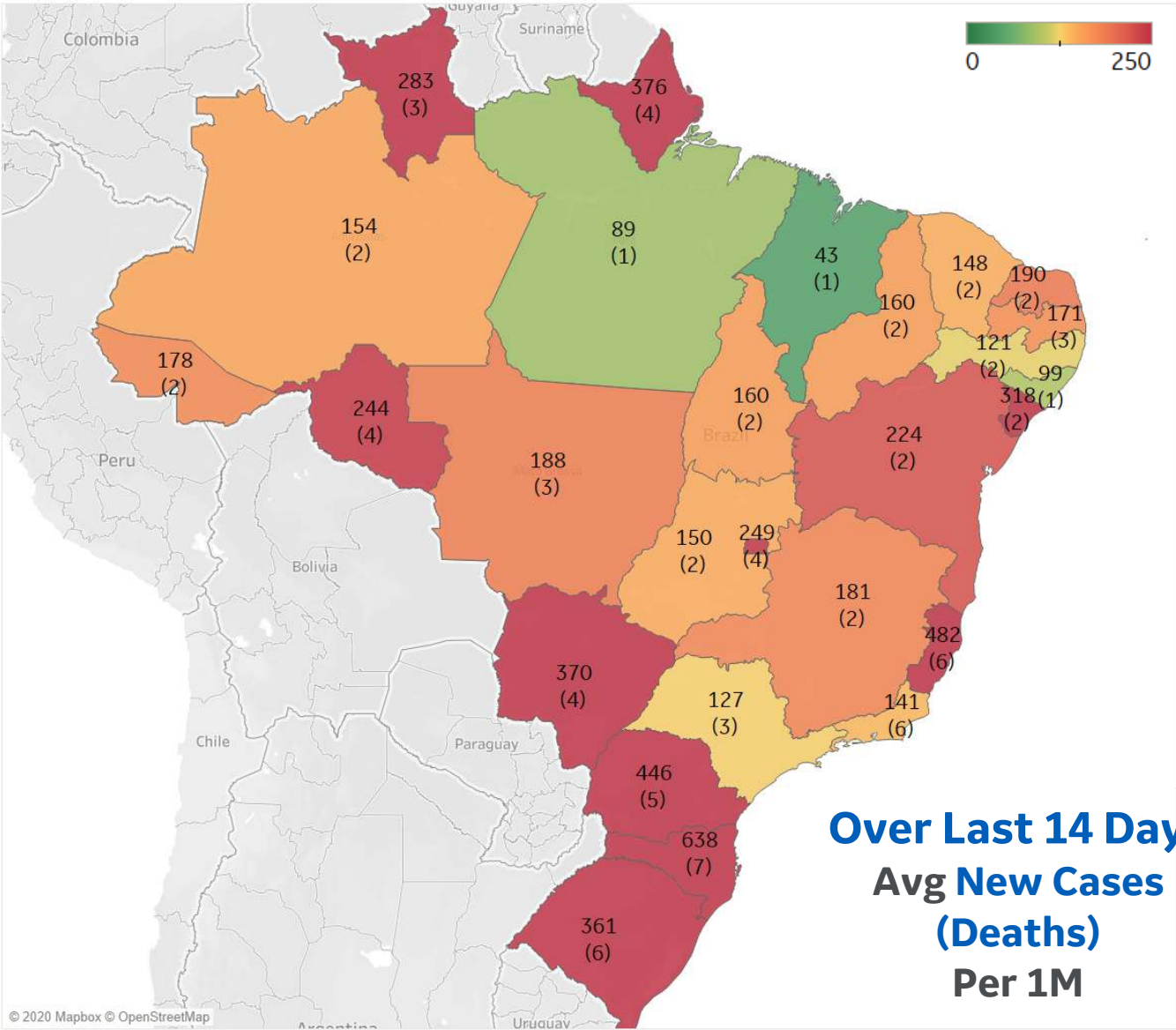
Per 1M in Region

	Today	Change
Active Cases	2,906	+6.4%
Confirmed	332 new	+1.0%
Deaths	4 new	+0.5%
Recovered	154 new	+0.5%

Most Daily New Cases / 1M

Santa Catarina	638
Espírito Santo	482
Paraná	446
MatoGrosso do ..	370
Rio Grande do ..	361
Sergipe	318
Distrito Federal	249
Rondônia	244
Bahia	224
Rio Grande do ..	190

* Excludes regions with population < 1M





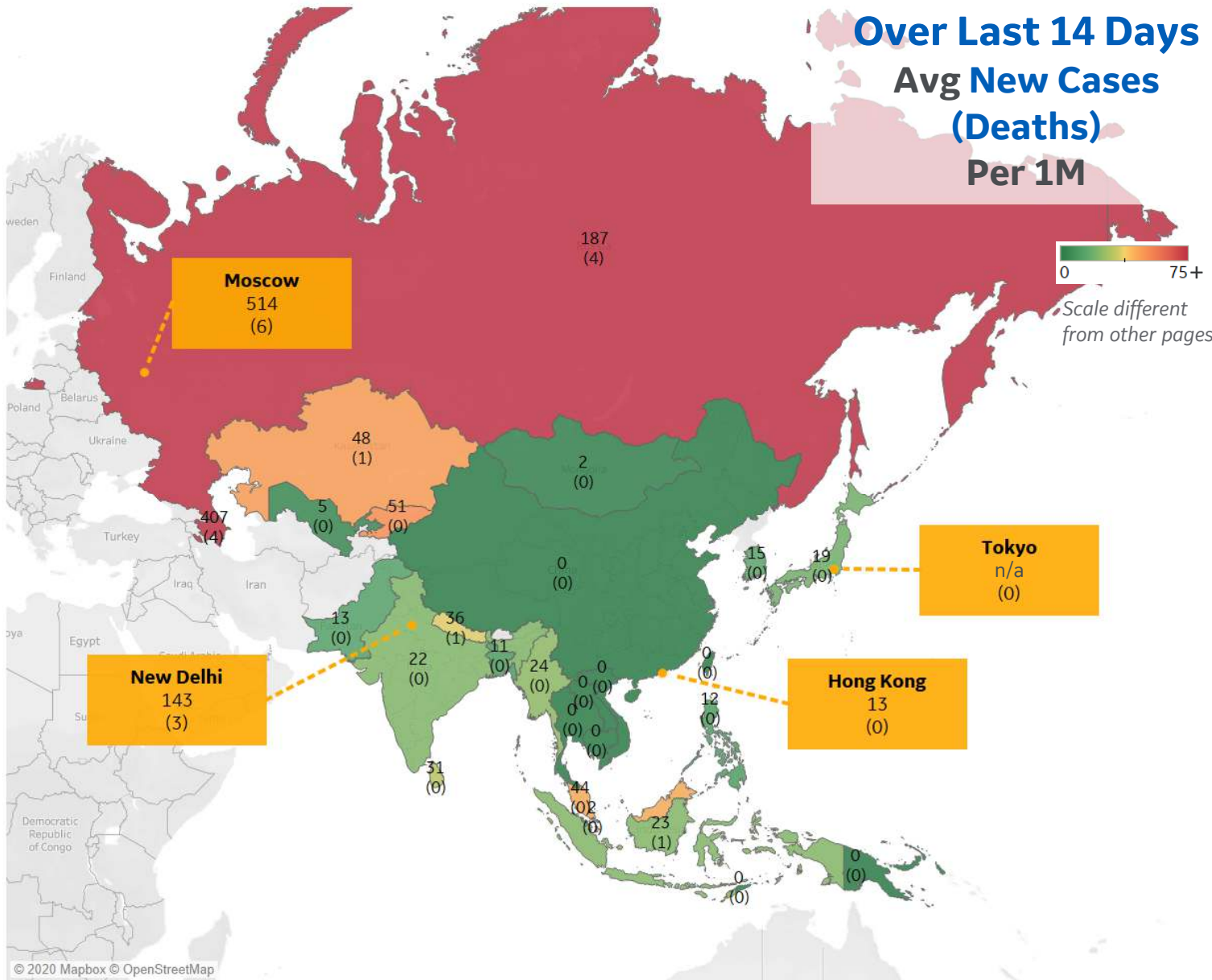
Per 1M in Region

	Today	Change
Active Cases	286	-1.0%
Confirmed	17 new	+0.5%
Deaths	0.3 new	+0.5%
Recovered	20 new	+0.6%

Most Daily New Cases / 1M

Azerbaijan	407
Russia	187
Kyrgyzstan	51
Kazakhstan	48
Malaysia	44
Nepal	36
Sri Lanka	31
Myanmar	24
Indonesia	23
India	22

* Excludes regions with population < 1M





Per 1M in Region

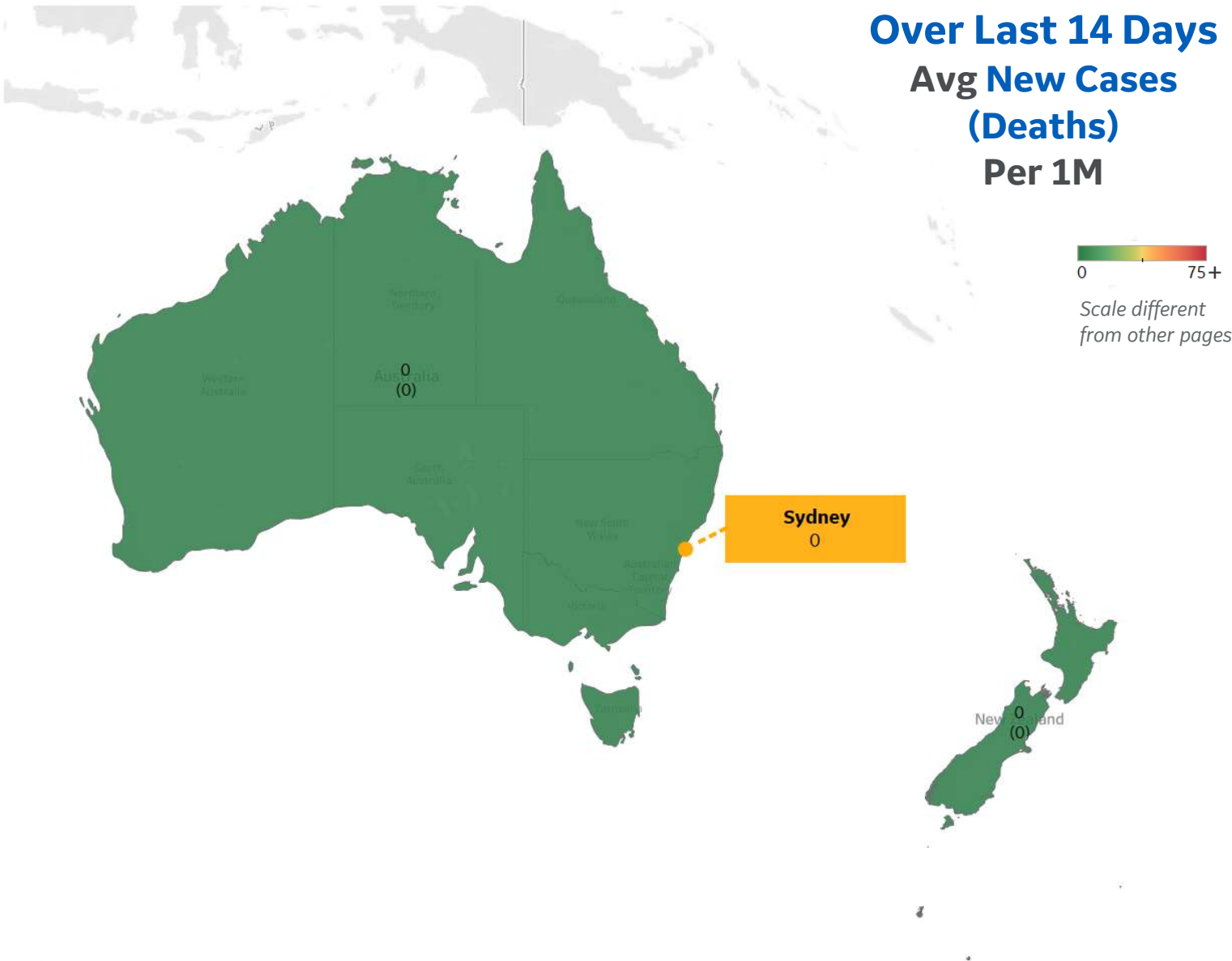
	Today	Change
Active Cases	49	+0.4%
Confirmed	0 new	+0.04%
Deaths	0 new	+0%
Recovered	0 new	+0%

Most Daily New Cases / 1M

New Zealand	0
Australia	0

* Excludes regions with population < 1M

Over Last 14 Days Avg New Cases (Deaths) Per 1M





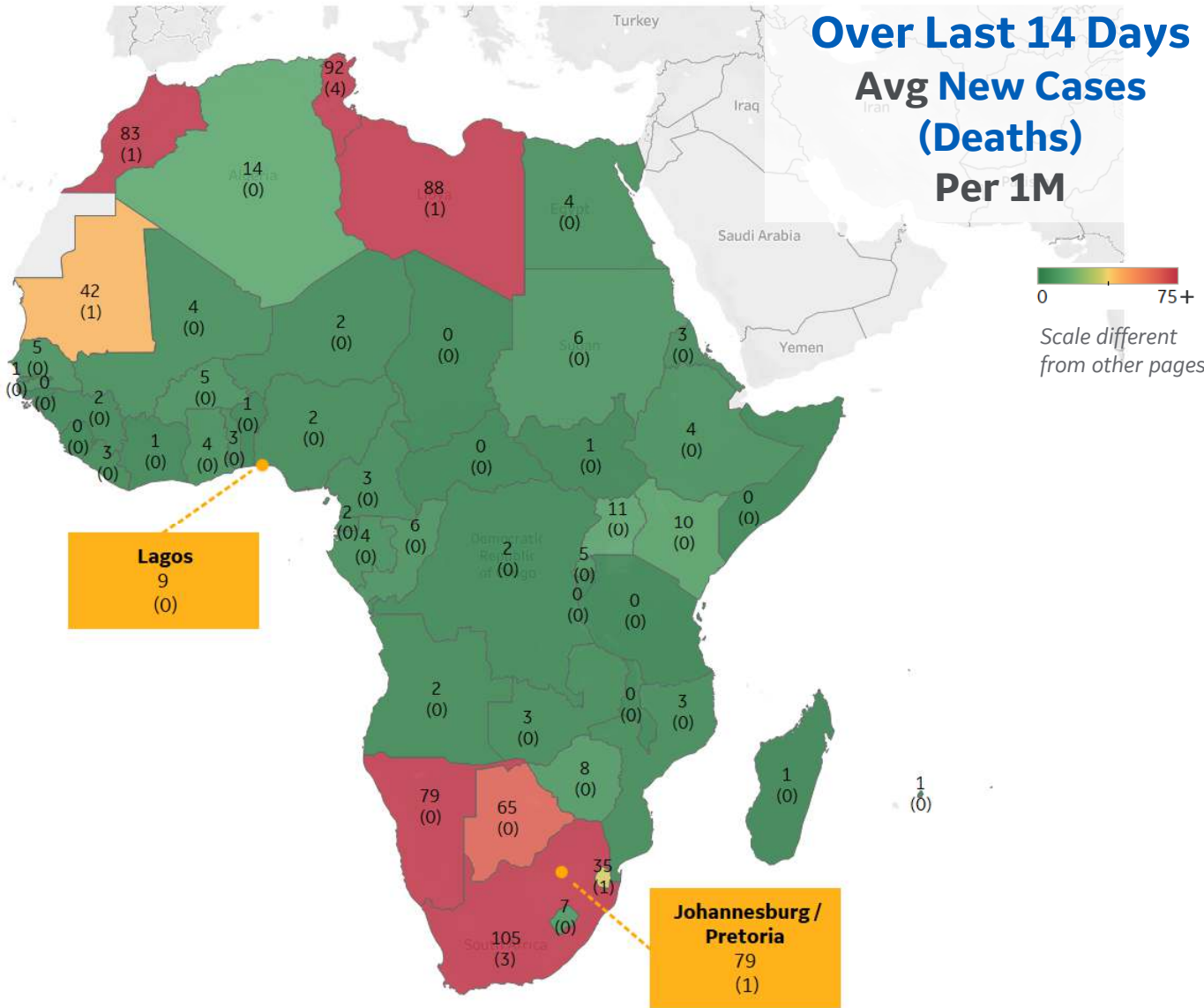
Per 1M in Region

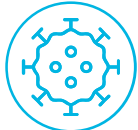
	Today	Change
Active Cases	236	+0.3%
Confirmed	16 new	+0.9%
Deaths	0.3 new	+0.6%
Recovered	15 new	+1.0%

Most Daily New Cases / 1M

South Africa	105
Tunisia	92
Libya	88
Morocco	83
Namibia	79
Botswana	65
Mauritania	42
Eswatini	35
Algeria	14
Uganda	11

* Excludes regions with population < 1M





Sources



** Per 1M = Per 1 Million Population unless otherwise noted

Johns Hopkins Coronavirus Resource Center:

<https://coronavirus.jhu.edu/map.html>

Worldometer Coronavirus Reporting:

<https://www.worldometers.info/coronavirus/>

Public Health England:

<https://www.gov.uk/government/publications/covid-19-track-coronavirus-cases>

US Department of Homeland Security, Homeland Infrastructure Foundation-Level Data:

<https://hifld-geoplatform.opendata.arcgis.com/datasets/hospitals>

City of New York, NYC Health:

<https://www1.nyc.gov/site/doh/covid/covid-19-data.page>

Chicago Coronavirus Latest Data:

<https://www.chicago.gov/city/en/sites/covid-19/home/latest-data.html>

National Health Commission of the PRC:

<http://www.nhc.gov.cn/xcs/yqtb/202003/bf66696029ba420098164607240074f8.shtml>

Korean Centers for Disease Control and Prevention:

http://www.cdc.go.kr/cdc_eng/

CDC, Severe Outcomes Among Patients with Coronavirus Disease 2019 (COVID-19):

<https://www.cdc.gov/mmwr/volumes/69/wr/mm6912e2.htm>

Italian Department of Civil Protection, COVID Monitoring:

<http://opendatadpc.maps.arcgis.com/apps/opsdashboard/index.html#/b0c68bce2cce478eaac82fe38d4138b1>

The COVID Tracking Project:

<https://covidtracking.com/data/>

UK Office for National Statistics:

<https://www.ons.gov.uk/peoplepopulationandcommunity/birthsdeathsandmarriages/deaths/bulletins/deathsregisteredweeklyinenglandandwalesprovisional/weekending24april2020>

COVID-19 Information for Switzerland:

<https://www.corona-data.ch/>

The COVID Tracking Project:

<https://covidtracking.com/data/api>

European Centre for Disease Prevention and Control:

<https://www.ecdc.europa.eu/en/publications-data/download-data-hospital-and-icu-admission-rates-and-current-occupancy-covid-19>

Worldwide Survival Rate, last 30d calculation =

$$\frac{[(Total\ Confirmed - Total\ Confirmed\ 30d\ ago) - (Total\ Deaths - Total\ Deaths\ 30d\ ago)]}{(Total\ Confirmed - Total\ Confirmed\ 30d\ ago)}$$

Provincial Health Services Authority of Canada. BC Center for Disease Control:

<http://www.bccdc.ca/about/news-stories/stories/2020/information-on-novel-coronavirus>

Secretary of Health, Mexico:

<https://www.gob.mx/salud/en>

OECD Economic Outlooks, Statistics:

https://www.oecd-ilibrary.org/economics/data/oecd-economic-outlook-statistics-and-projections_eo-data-en

Public Health Authority of Sweden:

<https://www.folkhalsomyndigheten.se/smittskydd-beredskap/utbrott/aktuella-utbrott/covid-19/bekraftade-fall-i-sverige>

CDC:

<https://www.cdc.gov/covid-data-tracker/index.html#demographics>

CDC Provisional COVID19 Deaths Counts

<https://data.cdc.gov/NCHS/Provisional-COVID-19-Death-Counts-by-Sex-Age-and-S/9bhg-hcku>

Canada Regional Data:

<https://health-infobase.canada.ca/covid-19/epidemiological-summary-covid-19-cases.html#fn1>

Canada Regional Populations (Q4 2019):

<https://www150.statcan.gc.ca/t1/tbl1/en/tv.action?pid=1710000901>